

1 **Adapting COVID-19 research infrastructure to capture influenza and**
2 **RSV alongside SARS-CoV-2 in UK healthcare workers winter**
3 **2022/23: Evaluation of the SIREN Winter Pressures pilot study**

4

5 Sophie Russell^{1¶*}, Katie Munro^{1¶*}, Sarah Foulkes¹, Jonathan Broad¹, Dominic Sparkes¹, Ana Atti¹,

6 Jasmin Islam¹, Susan Hopkins¹, Victoria Hall¹, SIREN study group^{1^}

7

8 ¹ UK Health Security Agency (UKHSA)

9

10 *Corresponding authors:

11 sophie.russell@ukhsa.gov.uk (SR)

12 katie.munro@ukhsa.gov.uk (KM)

13

14 ¶ These authors contributed equally to this work.

15

16 ^ Membership of the SIREN study group is provided in Supporting Information.

17 **Abstract**

18 **Background**

19 In 2022, with high early winter respiratory virus circulation, SIREN, a prospective healthcare
20 worker cohort study monitoring SARS-CoV-2, ran a pilot study introducing multiplex PCR
21 testing for SARS-CoV-2, influenza A/B, and RSV to investigate winter pressures. Three
22 pathways were trialed: (A) on-site swabbing with local laboratory testing, (B) on-site
23 swabbing with UKHSA-commissioned laboratory testing, and (C) postal swabbing with
24 UKHSA-commissioned laboratory testing. Here, we compare pathways in relation to
25 recruitment, testing coverage, participant acceptability, and UKHSA SIREN research team
26 feedback.

28 **Methods**

29 We conducted a mixed methods evaluation using metrics of quality assurance and study
30 fidelity (participant recruitment and retention; multiplex PCR testing timing and coverage), an
31 adapted NIHR ‘participant in research’ feedback questionnaire, and thematic analysis of a
32 UKHSA SIREN research team workshop.

34 **Results**

35 With 7,774 participants recruited, target recruitment (N=7,500) was achieved. Thirty-nine
36 sites took part in the sub-study (4,289 participants). Thirty-three used pathway A, and six
37 used pathway B. 3,485 participants enrolled to pathway C (27.8% of invitees). The median
38 number of tests per participant was similar across pathways (6; 4; 5). However, sites using
39 local laboratories showed a wide variation in the date they switched to multiplex testing (28th
40 November 2022 to 16th March 2023). Consequently, influenza and RSV testing coverage
41 was higher for pathways using UKHSA-commissioned laboratories (100.0% vs 45.6% at

42 local laboratories). 1,204/7,774 (15.5%) participants completed the feedback survey. All
43 pathways were acceptable to participants; 98.9% of postal and 97.5% of site-based
44 participants 'would consider taking part again'.

45

46 **Conclusion**

47 Transitioning SARS-CoV-2 PCR testing to include influenza and RSV was challenging to
48 achieve rapidly across multiple sites. The postal testing pathway proved more agile, and
49 UKHSA-commissioned laboratory testing provided more comprehensive data collection than
50 local laboratory testing. This sub-study indicates that postal protocols are effective,
51 adaptable at pace, and acceptable to participants.

52 Introduction

53 In the UK, winter 2022-23 was anticipated to be particularly challenging, with relaxation of
54 non-pharmaceutical interventions put in place to reduce COVID-19 transmission (e.g., social
55 distancing; masking) increasing rates of circulating respiratory viruses. This effect had been
56 seen in Australasian data where there was an increase in influenza cases, hospitalisations,
57 and deaths (1) (2). The SARS-CoV-2 Immunity and Reinfection EvaluationN (SIREN) study,
58 led by the UK Health Security Agency (UKHSA), was well-placed to adapt its existing
59 infrastructure set up during the COVID-19 pandemic to include multiplex Polymerase Chain
60 Reaction (PCR) testing (SARS-CoV-2; influenza A, influenza B and RSV). We set up a pilot
61 study (the SIREN Winter Pressures sub-study) to investigate the compounding burden of
62 these three respiratory infections in healthcare workers (HCWs) (3) .

63
64 The overall design and methods of the Winter Pressures sub-study, and the wider SIREN
65 study, have been described elsewhere (3, 4). The Winter Pressures sub-study was a nested
66 longitudinal cohort sub-study of HCWs within the SIREN study running from 28th November
67 2022 to 31st March 2023. Expanding the study to incorporate influenza A, influenza B and
68 RSV testing required rapid adjustment of the protocol. In the original SIREN study,
69 participants attended hospital sites to undergo fortnightly SARS-CoV-2 PCR testing and
70 completed an online fortnightly questionnaire on symptoms, exposures, and sick days. The
71 Winter Pressures sub-study aimed to determine the incidence and impact of SARS-CoV-2;
72 influenza A, influenza B and RSV on the healthcare workforce using multiplex testing. The
73 secondary objective was to evaluate the effectiveness of seasonal influenza vaccine against
74 infection, and power calculations required a sample size of 7,500 participants testing
75 fortnightly to achieve this (3).

76
77 Participant recruitment proved challenging to achieve at pace, with sites facing a range of
78 barriers including site study team capacity, laboratory availability, and access to multiplex

79 machines. To increase the likelihood of meeting participant recruitment targets, in parallel to
80 testing at hospital sites, a new, centrally-managed testing pathway was established for
81 participants to undertake PCR swab via postal kits.

82

83 The sub-study comprised of three PCR testing pathways: Pathway A: fortnightly swabs were
84 taken and tested locally at hospital sites. Pathway B: fortnightly swabs were taken locally at
85 hospital sites but sent to UKHSA-commissioned laboratories for testing. Pathway C:
86 fortnightly swabs were sent to participants via the post to perform at home and returned to
87 UKHSA-commissioned laboratories for testing.

88

89 Home-based methodologies similar to Pathway C are growing in popularity for being
90 resource-effective, reducing research costs, and reflecting a participant-centred design (5,
91 6). However, existing research lacks comparable information on key metrics, and does not
92 address HCW studies where the site is also their place of work (7).

93

94 We evaluated postal and site-based testing pathways by comparing recruitment, multiplex
95 PCR testing coverage, participant experience and acceptability, and study delivery via
96 UKHSA SIREN research team feedback. This will inform future research protocol design,
97 enabling comparison of postal and site-based testing options.

98

99 **Methods**

100 We conducted a process evaluation of the SIREN Winter Pressures sub-study using mixed
101 methods, to compare the performance and acceptability of postal and site-based testing.

102

103 We used the following quantitative and qualitative data:

- 104 1. Metrics of quality assurance and study fidelity (participant recruitment and retention,
105 timing of introduction and coverage of multiplex PCR testing)
- 106 2. Participants research experience survey
- 107 3. UKHSA SIREN research team workshop

108 The methods here are informed by guidance on process evaluation from the Medical
109 Research Council (8).

110

111 **Metrics of quality assurance and study fidelity**

112 **Recruitment and retention**

113 In November 2022, all SIREN sites that intended to offer participant testing until March 2023
114 were invited to join the SIREN Winter Pressures sub-study via an online survey.

115

116 Sites could choose to conduct multiplex PCR swabbing and testing locally (Pathway A) or
117 testing via UKHSA-commissioned laboratories (Pathway B). Participants at sites who joined
118 the sub-study were sent an updated Participant Information Leaflet (PIL) informing them of
119 the switch to multiplex testing, and were given the opportunity to withdraw from the study if
120 they did not wish to continue. Consent was implied by continuing to undergo testing. Where
121 possible, participants who had previously been enrolled in the study but were inactive (due
122 to completing their period of follow-up) were re-recruited and consented to testing within the
123 sub-study.

124

125 Participants from sites not taking part in the SIREN Winter Pressures sub-study were re-
126 recruited and consented to join via a postal pathway (Pathway C), between 13th December
127 2022 and 24th January 2023. This pathway did not require on-site swabbing and testing.

128

129 For Pathways A and B, we recorded the number of sites joining the sub-study and the
130 number of participants enrolled at each site when the sub-study went live.

131 For Pathway C, we recorded the number of participants consented and the date they
132 consented.

133

134 To withdraw from the study, participants were required to complete a withdrawal survey. We
135 describe recruitment, retention, and reason for withdrawal by site-based versus postal
136 swabbing.

137

138 **Timing of introduction and coverage of multiplex PCR testing**

139 For sites in Pathway A, we recorded the date they switched to multiplex testing. Where this
140 was unavailable, the date the PILs were sent to their participants was used (as a proxy for
141 the switch to multiplex testing).

142

143 For sites in Pathway B, the date the PILs were sent to their participants was used as the
144 date swabs should be sent to UKHSA-commissioned laboratories for multiplex testing.

145

146 For participants in Pathway C, we recorded the date the postal PCR swabs were taken.

147 For all pathways, we calculated swab return rate as the proportion of participants who had
148 returned at least one swab for PCR testing, and calculated the median number of tests per
149 participant. We described the number of monoplex (SARS-CoV-2 only) PCR results and the
150 number of multiplex (SARS-CoV-2 plus influenza and/or RSV) PCR results over time, both
151 overall and by pathway.

152

153 **Participant survey**

154 A bespoke adaptation of the standardised national NIHR participant research experience
155 survey was created for participants (S1 File) (9). This was an 11-item survey that included
156 quantitative and qualitative assessments based on participant experience. The quantitative
157 elements included participants' views on working with the UKHSA and site SIREN teams,

158 the accessibility of testing, communication, and overall experience, and, for those on the
159 postal pathway, whether they would recommend their pathway. Participants rated their views
160 based on a 5-point Likert scale from strongly agree to strongly disagree. The survey included
161 two free text boxes that encouraged participants to provide positive feedback or suggested
162 improvements without limit.

163

164 Data were collated via Snapsurvey, an online survey tool, and stored securely on UKHSA
165 internal servers. This questionnaire was sent to all participants who completed the SIREN
166 Winter Pressures sub-study. Survey responses were anonymous. Participants were required
167 to select their swabbing pathway within the survey to enable a comparison of participant
168 experience between site-based and postal study designs. Site-based pathways (Pathways A
169 and B) were grouped for this analysis as the participant experience for both pathways
170 involved site-based swabbing. A comparison of responses was made between site-based
171 and postal pathways using a Chi-squared test.

172

173 **UKHSA SIREN research team workshop**

174 All researchers in the SIREN team were invited to attend a workshop to aid evaluation of the
175 Winter Pressures sub-study. Feedback on the process of study set up and delivery was
176 collected, and organised around core workstreams (e.g., laboratory, ethics, data collection,
177 communications). Feedback was written up into long-form minutes that were thematically
178 analysed.

179

180 **Thematic Analysis**

181 All free text questions from the participant survey and SIREN research team workshop
182 feedback minutes were thematically analysed. A pragmatic, iterative, adapted form of
183 framework analysis was adopted (10-12).

184

185 Two independent researchers familiarised themselves with the qualitative data from both
 186 sources and independently defined key themes and sub-themes based on participant and
 187 SIREN research team responses. Themes were compared and agreed by consensus, and
 188 presented to other members of the team in the case of query or non-agreement. Themes,
 189 sub-themes and counts were summarised. The research study team then collectively
 190 discussed to finalise themes.

191

192 Results

193 A summary of the key metrics from each pathway is available in Table 1.

194 **Table 1: Comparison of Pathways A, B, and C**

	Pathway A	Pathway B	Pathway C
Site recruitment	All active sites invited, those with capacity took part	Sites interested in Pathway A, but without capacity for on-site multiplex, were offered Pathway B	No site recruitment
Participant recruitment	Participants automatically enrolled, with an option to opt-out via withdrawal	Participants automatically enrolled, with an option to opt-out via withdrawal	Participants not enrolled at a Pathway A or B site were invited to take part via an opt-in online survey
PCR swabbing and testing	PCR swabs taken on-site and tested at local hospital laboratories	PCR swabs taken on-site, but sent to UKHSA-commissioned laboratories for testing	PCR swabs taken at-home, and returned to UKHSA-commissioned laboratories for testing
Multiplex testing start date	Range: 28 th November 2022 to 16 th March 2023	Range: 28 th November 2022 to 7 th February 2023	Range: 22 nd December 2022 to 24 th January 2023
Median number tests per participant	6 (IQR: 4-7)	4 (IQR: 3-5)	5 (IQR: 4-6)
Proportion of returned tests that were multiplex	45.6%	100.0%	100.0%

195

196 Recruitment and retention

197 Of the 65 sites invited to the sub-study, 39 (60.0%) opted to join, with 33 sites testing locally
 198 (Pathways A) and six sites testing at UKHSA-commissioned laboratories (Pathway B). In
 199 total, 4,289 participants were consented into the sub-study via sites (Pathways A: n=3,713;
 200 Pathway B: n=576).

201

202 Of the 12,549 participants invited to join the postal testing pathway (Pathway C), 3,485
203 (27.8%) opted to join the sub-study.

204

205 Retention across both site-based and postal pathways was high, with 4,138 (96.5%) of site-
206 based participants, and 3,064 (87.9%) of postal participants remaining in follow-up until 31st
207 March 2023.

208

209 Overall, 572 participants withdrew from the sub-study. The most common withdrawal reason
210 for both site-based and postal pathways was being unable to stay in the study due to
211 workload and/or work commitments (290/572; 50.7%) (Table 2). Compared to postal
212 participants, a higher proportion of site-based participants reported withdrawing due to
213 logistical issues with attending appointments (14/152; 9.2% vs 5/420; 1.2%) and difficulties
214 with accessing testing (8/152; 5.3% vs 4/420; 1.0%). Compared to site-based participants, a
215 higher proportion of postal participants reported withdrawing due to the frequency of testing
216 (28/420; 6.7% vs 2/152; 1.3%) and disliking the testing method (19/420; 4.5% vs 0/152;
217 0.0%).

218 **Table 2: Number of participants withdrawn by withdrawal reason and pathway**

Withdrawal Reason	All Participants		Site-based participants		Postal participants	
	n	%	n	%	n	%
Workload and/or other work commitments	290	50.7	66	43.4	224	53.3
Moving sites/leaving the healthcare workforce	56	9.8	24	15.8	32	7.6
Frequency of testing is too high	30	5.2	2	1.3	28	6.7
Medical reasons	25	4.4	11	7.2	14	3.3
Logistical issues with attending appointments	19	3.3	14	9.2	5	1.2
Dislike the testing methods	19	3.3	0	0.0	19	4.5
Difficulties with accessing testing	12	2.1	8	5.3	4	1.0
Maternity leave/pregnancy	4	0.7	3	2.0	1	0.2
Preferred testing at site	3	0.5	0	0.0	3	0.7
Lack of results reporting	3	0.5	0	0.0	3	0.7
Impact of asymptomatic positives	2	0.3	2	1.3	0	0.0
Issues with repeat positive results	1	0.2	0	0.0	1	0.2

Other	86	15.0	20	13.2	66	15.7
Not stated	22	3.8	2	1.3	20	4.8
Total	572	100.0	152	100.0	420	100.0

219 *Site-based participants (Pathways A and B): Participants swabbing at hospital sites*

220 *Postal participants (Pathway C): Participants swabbing at home*

221

222 **Timing of introduction and coverage of multiplex testing**

223 Between 28th November 2022 and 31st March 2023, 76.8% of participants (5,967/7,774)

224 completed at least one SARS-CoV-2 test, and 60.9% (4,735) completed at least one

225 multiplex test. Overall, 26,556 SARS-CoV-2 PCR tests were performed, of which 73.0%

226 (19,396) were multiplex. Swab return rate was slightly higher for participants in Pathway C

227 (80.5%) compared to Pathways A and B (73.7% and 73.6%, respectively). The median

228 number of tests per participant was similar across pathways (Pathway A: 6, IQR=4-7;

229 Pathway B: 4, IQR=3-5; Pathway C: 5, IQR=4-6). However, only 45.6% of PCR tests were

230 multiplex in Pathway A, compared to 100.0% in Pathways B and C (Fig 1).

231 **Fig 1: Number of participants recruited and tested per fortnight, by pathway.**

232 *“Recruited” refers to the number of participants enrolled based on site/participant start dates.*

233 *Pathway A: On-site PCR swabbing, swabs analysed at local hospital laboratories*

234 *Pathway B: On-site PCR swabbing, swabs analysed at UKHSA-commissioned laboratories*

235 *Pathway C: At-home PCR swabbing, swabs analysed at UKHSA-commissioned laboratories*

236

237 On retrospective questioning of sites in Pathway A, the dates they changed from testing for

238 SARS-CoV-2 alone to multiplex PCR ranged from 28th November 2022 (which was the sub-

239 study start date) to 16th March 2023; the median date sites switched was 15th December

240 2022. For Pathway B, the site start date ranged from 28th November 2022 to 7th February

241 2023 and all swabs sent to UKHSA-commissioned laboratories were tested on multiplex

242 assays.

243 Pathway C participants were first recruited on 13th December 2022, and the first samples

244 were taken on 22nd December 2022. All samples were tested on multiplex.

245

246 Participant survey

247 1,204/7,774 (15.5%) participants completed the participant research experience survey
248 about their experience of the Winter Pressures sub-study. Of these, 556 were participants at
249 sites (Pathways A and B have been grouped as the participant experience for both pathways
250 involved site-based swabbing), 617 were postal participants (Pathway C), and 31 did not
251 state their pathway.

252

253 A higher proportion of site-based participants agreed to feeling valued (96.0% vs 89.8%,
254 $p < 0.01$), feeling respected (97.1% vs 83.9%, $p < 0.01$), were happy with management of their
255 results (82.3% vs 73.0%, $p < 0.01$) and knowing who to contact (91.4% vs 81.9%, $p < 0.01$),
256 compared to postal participants (Fig 2). Overall, 98.2% of participants agreed they would
257 consider taking part in research again.

258 **Fig 2: Participant research experience survey feedback from participants, divided by**
259 **pathway.**

260 *Site Pathway (Pathways A and B): Participants swabbing at hospital sites*

261 *Postal Pathway (Pathway C): Participants swabbing at home*

262

263 The three most mentioned themes in the qualitative data from the survey were 'Taking part
264 in SIREN creates a sense of contribution', 'Logistics of the study', and 'Participant Results'.
265 Within the 'Contribution' theme, participants felt that informing research/policy was an
266 important factor in contributing to their participation in research. One example was:

267 *"If taking part helps with the good research and you gain better understanding of*
268 *these viruses, I'm happy to continue".*

269 Within 'Participant Results', participants felt that not being informed early enough about their
270 infection and antibody status was a disadvantage of the sub-study, compared to previous
271 SIREN study protocols. A common suggestion was:

272 *"having results more frequently".*

273 Participants reported more logistical issues in the postal pathway regarding receiving and
 274 returning swabs compared to site-based swabbing. A challenge was familiarising themselves
 275 with new practises, i.e., posting swabs themselves. A suggested improvement was:

276 *“having the swabs sent out earlier and in bulk as [the] first samples were hit by a*
 277 *postal strike”.*

278 Although participants did not receive incentives, this was not a deterrent to participation. For
 279 a comprehensive overview of themes and counts, see

280

281 Table 3.

282

283 **Table 3: Participant research experience survey**

Theme	Code	Sites	Postal	Unspecified	Total
Taking part in SIREN creates a sense of contribution	Belief that taking part in SIREN contributes to society and/or research and policy	208	253	14	475
	Taking part in SIREN makes them feel valued	14	2	0	16
Participant Results	Participant knowledge of respiratory virus and antibody status	135	24	8	167
	Participants received no/delayed results	24	86	1	111
	Participants want detailed results/feedback	26	4	0	30
Logistics of the Study	Ease of study logistics for participants	75	92	2	169
	Swab/survey synchronisation	1	43	0	44
	Posting difficulties/convenience of sites	0	29	0	29
	Received unexpected number of swabs	1	25	0	26
	Issues travelling to site	11	1	0	12
	Posting more convenient than on-site testing	0	10	1	11
	Issues with phlebotomy	9	1	0	10
Issues with swabbing	3	5	1	9	
Communication	Friendly/efficient site teams	75	6	3	84

	Poor communication from SIREN	22	52	0	74
	Good communication from SIREN	23	25	1	49
	Reminders to test	5	11	1	17
Personal benefit	Learning about science/ results	7	4	0	11
	Need for incentives	2	6	0	8
Surveys	Issues with survey/forms	4	11	0	15
Wish for SIREN to continue		12	2	0	14

284

285

286 UKHSA SIREN research team workshop

287 Twenty out of twenty-one researchers attended the workshop and provided feedback

288 on study delivery. A variety of staff groups were represented, including laboratory, data

289 systems, clinical, operations, and leadership. Thematic analysis of the Winter Pressures

290 sub-study workshop identified “Communications” and “Collaboration” as the most mentioned

291 themes (Table 4). Effective internal communications were key to sub-study delivery,

292 including using the “*monthly meeting to update the wider team*” and the importance of

293 gaining the “*consensus of [the] whole team*”. External communications, such as ‘*clear,*

294 *considered participant communications*’ and ‘*engaging the right partners at the right time*’

295 were also important. Key challenges faced included team resourcing challenges with

296 multiple concurrent projects leading to a ‘*need to prioritise*’ and the need for clear set-up

297 timelines, particularly when working with external partners, for example: ‘*Give sites*

298 *deadlines and accept that some barriers are too difficult to overcome*’.

299 Table 4: UKHSA research team workshop

Themes	Sub-themes	Count
Communication	Communication between the UKHSA SIREN team and external stakeholders	14
	UKHSA SIREN team internal communications	11
Collaboration	Engaging the most relevant collaborators	11
	Organisational support between the SIREN team, the wider UKHSA and external partners	9
	Clear UKHSA SIREN team roles	4

Strategy and Structures	Effective planning, process design, and contingency planning	10
	Setting study aims and objectives	6
	Regular agreement and discussion within the UKHSA SIREN team	5
	Quality assurance and monitoring	2
Timescales	Includes timescales, deadlines, and parallel processes	21
Resources and Prioritisation	Includes use of wider support from UKHSA and collaborators, prioritisation, and financial processes	15

300

301 Discussion

302 The SIREN Winter Pressures sub-study 2022/23 involved rapid adjustment of the SIREN
303 study protocol. Modifying the multi-centre study to switch to multiplex analysis of PCR tests
304 proved challenging to achieve at pace, so a new postal pathway was rapidly established.
305 This evaluation provides an opportunity to reflect and compare the site-based (A and B) and
306 postal (C) swabbing and testing pathways.

307

308 Compared to the postal pathway, set up and delivery of site-based pathways proved time-
309 intensive and lacked standardisation, leading to more complexity, often missing data, and
310 creating barriers to effective timely data collection. The postal pathway enabled target
311 recruitment to be achieved (7,774/7,500). However, with only 60.9% of participants testing
312 for influenza, and the prolonged switch to multiplex resulting in testing starting after the
313 influenza peak, this impacted the utility of data collected (Table 1) (13). This meant we were
314 unable to conduct the planned analyses, including seasonal flu vaccine effectiveness. The
315 overall return rate was similar across pathways, with a slightly higher percentage of returned
316 kits for the postal pathway compared to site-based (80.7% vs 73.7%). This is higher than a
317 previously reported postal PCR sample return rate of 39.9% (14).

318

319 Multiplex PCR testing coverage was highly varied for sites, with significant differences in the
320 date when assays were transitioned from monoplex testing (Table 1). Initial recruitment
321 figures were based on the number of consented participants that had not withdrawn at site

322 start date. However, actual numbers of tests analysed for influenza and RSV were lower
323 than expected for participants taking part through Pathway A due to delays in local
324 laboratories switching to multiplex testing (Table 1). In comparison, PCR tests from
325 Pathways B and C were sent to UKHSA-commissioned laboratories for testing, where all
326 swabs were analysed using multiplex.

327

328 This delay in sites switching to multiplex, as in Pathway A, could be mitigated by providing
329 longer lead-in timeframes for site study set-up and a clear deadline for switch-over. This was
330 highlighted in the SIREN research team workshop. Feedback included the importance of
331 engaging the right partners at the right time as crucial for set-up. However, not using sites for
332 study delivery can reduce the time needed for study set-up, as seen in Pathway C. A shorter
333 timeframe can reduce administrative burden, enable standardisation of testing start-date,
334 and facilitate testing start date coinciding with the predicted peak of circulating infection
335 levels.

336

337 A comparison of site-based (A and B) versus postal (C) pathways shows that both options
338 were acceptable to participants. This was reflected across participant feedback, swab return
339 rates, and retention. Participants reported positive feedback for both site-based and postal
340 approaches. A higher proportion of participants in site-based pathways agreed to feeling
341 valued, feeling respected, were happy with management of their results and knowing who to
342 contact, compared to the postal pathway. Responses to open questions suggest this may be
343 due to participants valuing friendly and efficient site teams, although both arms reported a
344 sense of contribution (see

345

346 Table 3). Overall, 98.2% of participants agreed they would consider taking part in research
347 again, a higher percentage than the 92% reported by the NIHR Participants in Research
348 Survey 2022/23 (9).

349

350 Retention was high in both site-based and postal participants, at 96.5% and 87.9%
351 respectively, which is above the 73.9% overall mean retention reported in metanalysis of
352 longitudinal cohort studies (15). Participants undergoing postal testing were more likely to
353 withdraw than those at sites, primarily due to more postal participants reporting that
354 workload and other commitments prevented them from completing the study. Compared to
355 participants on the postal pathway, site-based participants were more likely to withdraw due
356 to logistical challenges. However, all participants took on average the same number of tests,
357 suggesting this was not a major consideration for most.

358

359 A strength of this mixed methods evaluation of the sub-study is that it incorporates multiple
360 sources of quantitative and qualitative data. A key limitation is the low participant survey
361 response rate (15.5%), so feedback may reflect the views of the most engaged
362 participants but be unrepresentative of the overall cohort. Additionally, while the SIREN
363 research team feedback had input from all but one team member, it was collected in a team-
364 led workshop rather than a formalised focus group moderated by independent researchers.
365 However, UKHSA SIREN team debriefs have now been adapted into the team culture to
366 support continuous improvement of study delivery.

367

368 **Conclusion**

369 The Winter Pressures sub-study was a pragmatic adaptation of the existing SIREN protocol,
370 which faced real-world challenges impacting data collection. While the target recruitment of
371 participants was met, the number of returned multiplex test results did not achieve the
372 intended large-scale seasonal coverage. This evaluation compares the three pathways used
373 in the sub-study, and supports the postal pathway as an effective format for data collection
374 that is acceptable to participants and the research team. The postal pathway offers greater

375 control over the end-to-end processes, providing an adaptable and responsive format with
376 implications for use in pandemic preparedness and for emerging public health threats.
377

378 **Acknowledgements**

379 Our thanks go to the participants in the SIREN study and in particular those who took part in
380 the Winter Pressures sub-study 2022/23, and completed the evaluation questionnaire. We
381 would also like to thank the research team and site staff.
382

383 References

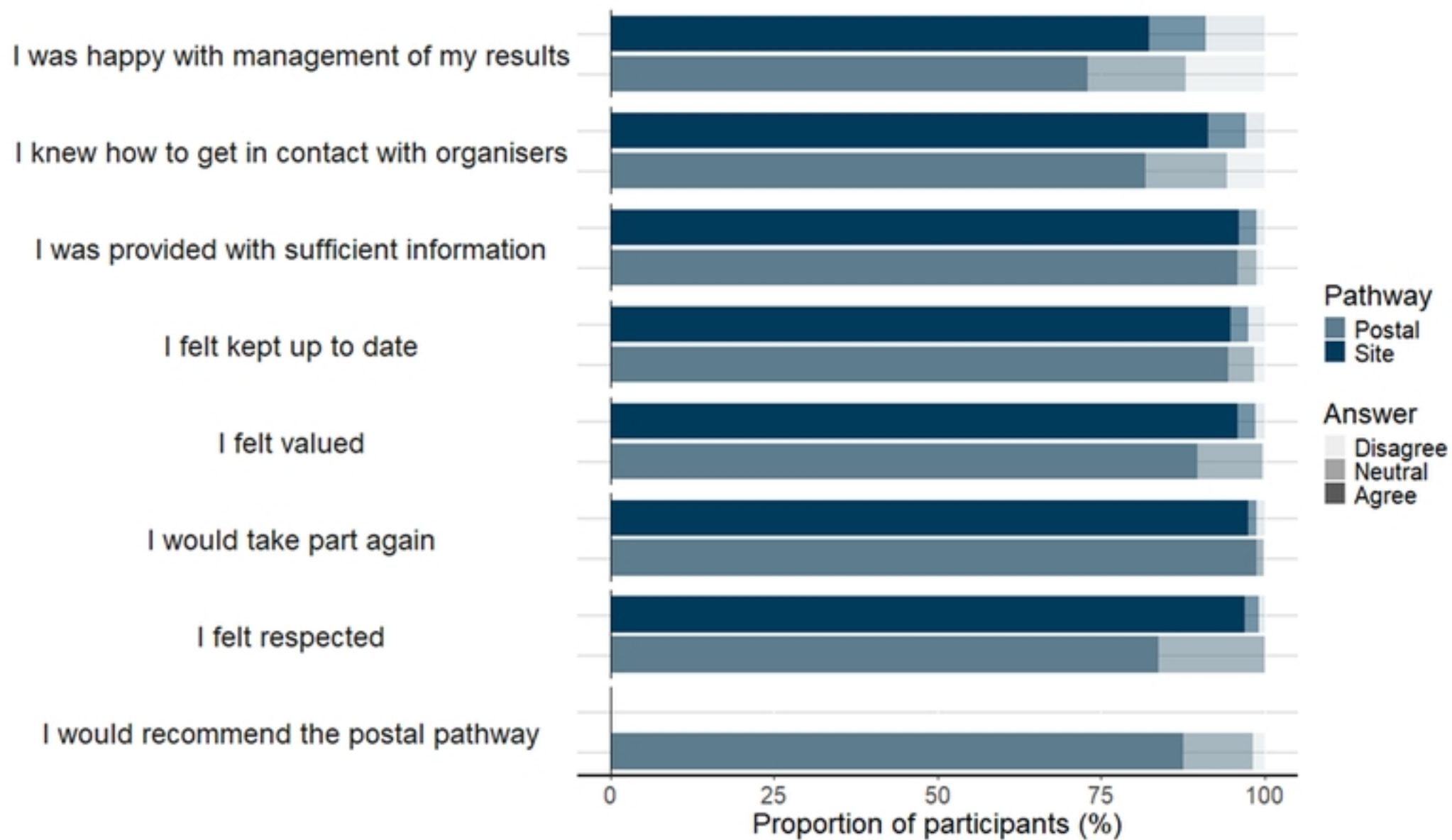
- 384 1. Office UGC. COVID-19 Response: Living with COVID-19
385 [https://www.gov.uk/government/publications/covid-19-response-living-with-covid-19/covid-](https://www.gov.uk/government/publications/covid-19-response-living-with-covid-19/covid-19-response-living-with-covid-192022)
386 [19-response-living-with-covid-192022](https://www.gov.uk/government/publications/covid-19-response-living-with-covid-19/covid-19-response-living-with-covid-192022) [updated 6th May 2022].
- 387 2. Government A. Australian Influenza Surveillance Report. In: Care DoHaA, editor.
388 Reporting fortnight: 26 September to 09 October 2022.
389 [https://www.health.gov.au/sites/default/files/documents/2022/10/aisr-fortnightly-report-no-14-](https://www.health.gov.au/sites/default/files/documents/2022/10/aisr-fortnightly-report-no-14-26-september-to-9-october-2022.pdf2022)
390 [26-september-to-9-october-2022.pdf2022](https://www.health.gov.au/sites/default/files/documents/2022/10/aisr-fortnightly-report-no-14-26-september-to-9-october-2022.pdf2022).
- 391 3. Broad J, Sparkes D, Platt N, Howells A, Foulkes S, Khawam J, et al. Adapting
392 COVID-19 research infrastructure to capture Influenza and Respiratory Syncytial Virus
393 alongside SARS-CoV-2 in UK healthcare workers Winter 2022/23 and beyond: protocol for a
394 pragmatic sub-study. medRxiv. 2023:2023.09.19.23295789.
- 395 4. Hall VJ, Foulkes S, Charlett A, Atti A, Monk EJM, Simmons R, et al. SARS-CoV-2
396 infection rates of antibody-positive compared with antibody-negative health-care workers in
397 England: a large, multicentre, prospective cohort study (SIREN). *The Lancet*.
398 2021;397(10283):1459-69.
- 399 5. National Academies of Sciences E, Medicine, Health, Medicine D, Board on Health
400 Sciences P, Forum on Drug Discovery D, et al. The National Academies Collection: Reports
401 funded by National Institutes of Health. In: Shore C, Khandekar E, Alper J, editors. *Virtual*
402 *Clinical Trials: Challenges and Opportunities: Proceedings of a Workshop*. Washington (DC):
403 National Academies Press (US)
404 Copyright 2019 by the National Academy of Sciences. All rights reserved.; 2019.
- 405 6. Ali Z, Zibert John R, Thomsen Simon F. *Virtual Clinical Trials: Perspectives in*
406 *Dermatology*. *Dermatology*. 2020;236(4):375-82.

- 407 7. Rogers A DPG, Subbarayan S, et al. A systematic review of methods used to
408 conduct decentralised clinical trials. *British Journal of Clinical Pharmacology*.
409 2022;88(6):2843-62.
- 410 8. Moore GF, Audrey S, Barker M, Bond L, Bonell C, Hardeman W, et al. Process
411 evaluation of complex interventions: Medical Research Council guidance. *bmj*. 2015;350.
412 9. 2022/23 PRES executive summary NIHR: NIHR; 2023 [updated 19/09/2023].
413 Available from: <https://www.nihr.ac.uk/documents/202223-pres-executive-summary/34466>.
- 414 10. Ritchie J, Spencer L. Qualitative data analysis for applied policy research. *Analyzing*
415 *qualitative data*: Routledge; 2002. p. 187-208.
- 416 11. Thomas J, Harden A. Methods for the thematic synthesis of qualitative research in
417 systematic reviews. *BMC Medical Research Methodology*. 2008;8(1):45.
- 418 12. Braun V, Clarke V. Using thematic analysis in psychology. *Qualitative Research in*
419 *Psychology*. 2006;3(2):77-101.
- 420 13. UKHSA. Surveillance of influenza and other seasonal respiratory viruses in the UK,
421 winter 2022 to 2023 2024 [Available from: [https://www.gov.uk/government/statistics/annual-
422 flu-reports/surveillance-of-influenza-and-other-seasonal-respiratory-viruses-in-the-uk-winter-
423 2022-to-
424 2023#:~:text=High%20levels%20of%20influenza%20activity,the%20remainder%20of%20th
425 e%20season](https://www.gov.uk/government/statistics/annual-flu-reports/surveillance-of-influenza-and-other-seasonal-respiratory-viruses-in-the-uk-winter-2022-to-2023#:~:text=High%20levels%20of%20influenza%20activity,the%20remainder%20of%20the%20season)].
- 426 14. Marchant E, Ready D, Wimbury G, Smithson R, Charlett A, Oliver I. Determining the
427 acceptability of testing contacts of confirmed COVID-19 cases to improve secondary case
428 ascertainment. *Journal of Public Health*. 2021;43(3):e446-e52.
- 429 15. Teague S, Youssef GJ, Macdonald JA, Sciberras E, Shatte A, Fuller-Tyszkiewicz M,
430 et al. Retention strategies in longitudinal cohort studies: a systematic review and meta-
431 analysis. *BMC Medical Research Methodology*. 2018;18(1):151.

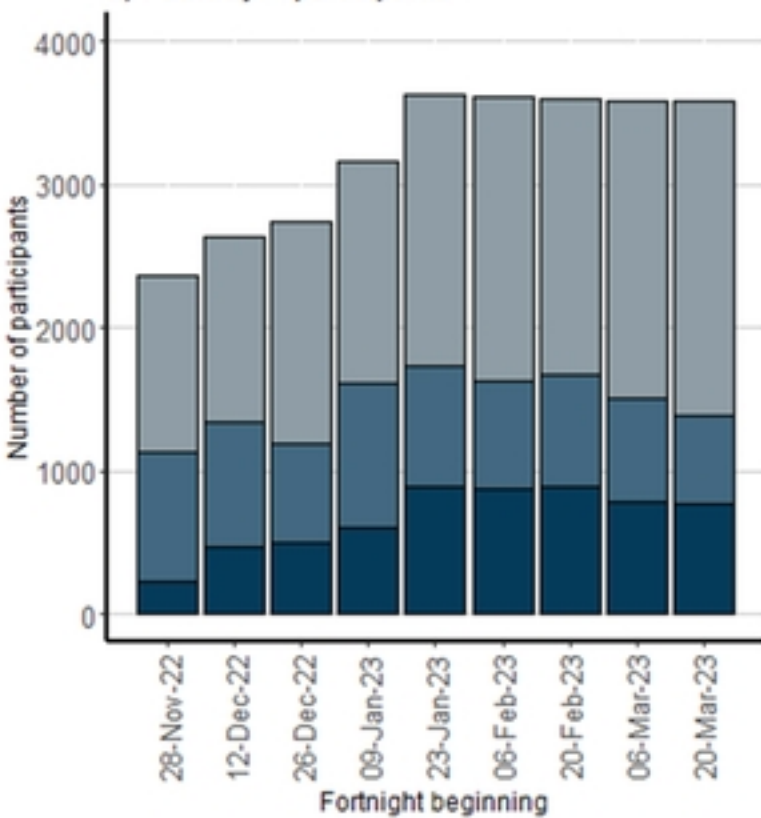
433 **Supporting information**

434 **S1 File: Participant research experience survey questions**

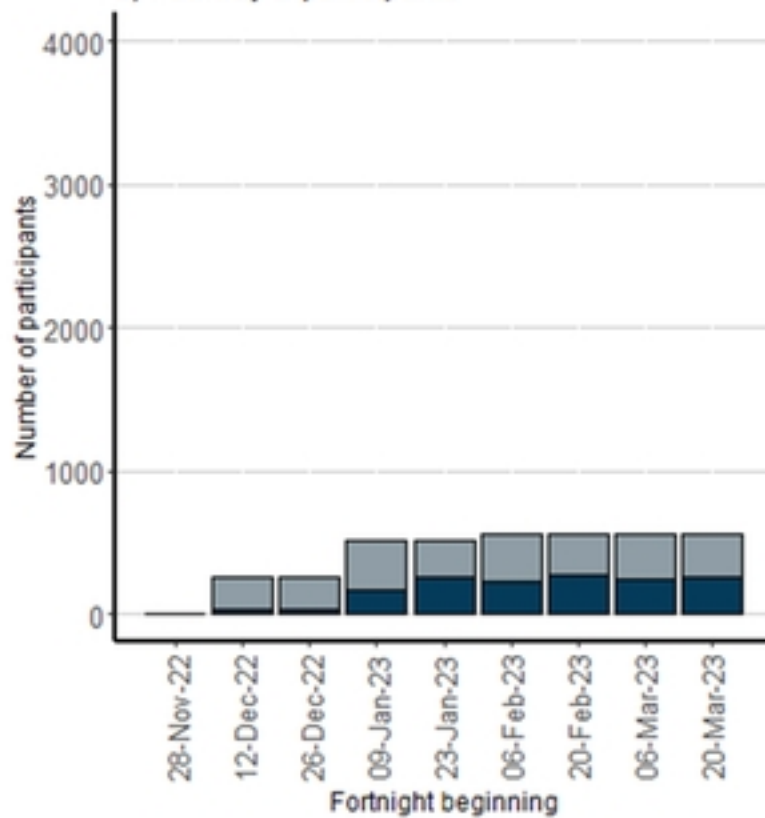
435 **S2 File: SIREN study group members**



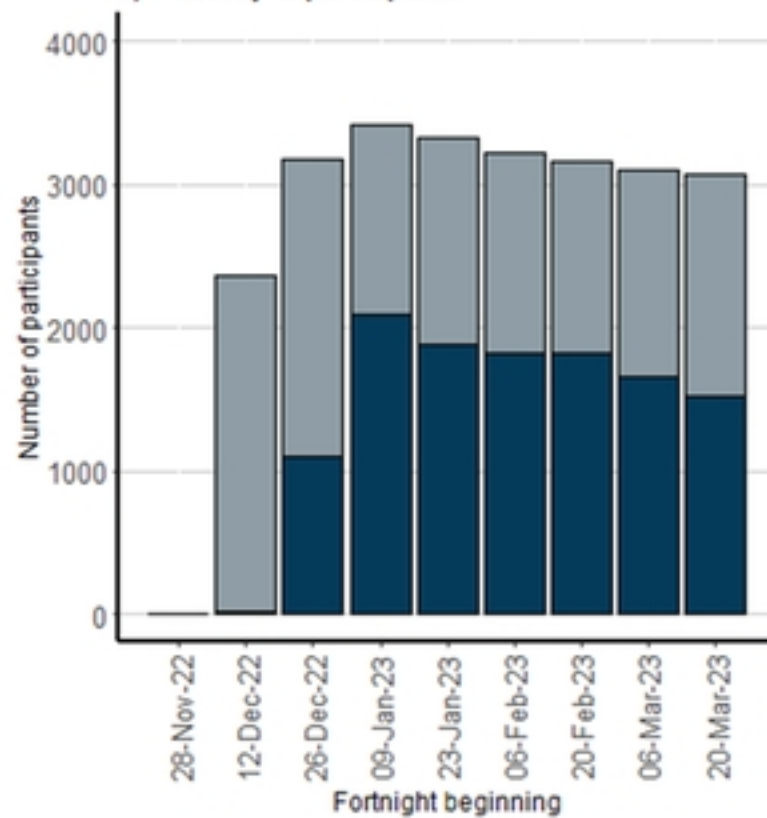
a) Pathway A participants



b) Pathway B participants



c) Pathway C participants



Recruited participants
 Participants tested for SARS-CoV-2 only
 Participants tested for SARS-CoV-2 + influenza/RSV