

Sustainable integration of a vertical voluntary medical male circumcision program into routine health services in Zimbabwe: A mixed methods evaluation of a participatory change intervention

Amanda Marr Chung^{1¶*}, Joseph Murungu^{2¶}, Precious Chitapi^{3¶}, Rudo Chikodzore^{4¶}, Peter Case^{5,6¶}, Jonathan Gosling^{6,7¶}, Roly Gosling^{2,7,8¶}, Sinokuthemba Xaba⁹, Getrude Ncube⁹, Owen Mugurungi⁹, Patience Kunaka⁹, Stefano M. Bertozzi^{10,11,12&}, Caryl Feldacker^{11&}

1 Department of Medicine, Division of Primary Care and Population Health, School of Medicine, Stanford University, Stanford, United States of America

2 Institute for Global Health Sciences, University of California San Francisco, San Francisco, United States of America

3 Precious Innovations, Ubuntu Global Charitable Trust, Harare, Zimbabwe

4 UNICEF, Harare, Zimbabwe

5 College of Business, Law and Governance, James Cook University, Townsville, Australia

6 Bristol Business School, University of West of England, Bristol, United Kingdom

7 Pelumbra Limited, Exeter, United Kingdom

8 Department of Disease Control, London School of Hygiene and Tropical Medicine, London, United Kingdom

9 Ministry of Health and Child Care, Harare, Zimbabwe

10 School of Public Health, University of California, Berkeley, United States of America

11 Department of Global Health, University of Washington, Seattle, United States of America

12 Instituto Nacional de Salud Pública, Cuernavaca, México

* Corresponding author: Amanda Marr Chung

E-mail: amarr@stanford.edu (AMC)

¶ These authors contributed equally to this work.

& These authors also contributed equally to this work.

Keywords (6): localization, transition, HIV, health systems strengthening, leadership, integration

Abstract

The global health community has recognized the importance of integrating and sustaining health programs and forming equitable partnerships. Corresponding with these objectives, international aid donors are embracing the principle of localization. The Voluntary Medical Male Circumcision (VMMC) in Zimbabwe is a large vertical HIV prevention program primarily funded through development assistance for health. Program stakeholders want to sustainably integrate VMMC into routine health services so that the program will continue to be a cost-effective HIV prevention strategy through 2030. The purpose of this paper is to describe a bottom-up process of sustainably integrating the program into routine health services through an approach that empowers local stakeholders. At the district level, we facilitated changes to accelerate integration and sustainability. To evaluate our intervention, we used a mixed methods design comprising analysis of district-level work plans with qualitative and quantitative indicators, combined with a survey assessing sustainability capacity of the

program, administered at midline and endline to district teams. In all five pilot districts we facilitated the transition of VMMC into the government's district administration, resulting in a locally owned and managed program, while also strengthening individual and team capacity. We observed improvements across all World Health Organization health system building blocks, suggesting that the intervention strengthened the overall health system. The sustainability survey showed a reduction in funding stability but a significant increase in communications, program adaptation, and organizational capacity. Compared to traditional top-down change initiatives, the participatory approach to integration was an effective way of addressing specific VMMC challenges at the district level whilst maintaining management and oversight at provincial and national levels. Other health programs in low- and middle-income countries seeking to integrate and sustain health services at subnational levels should consider this diagonal, bottom-up model to promote local leadership development and health system strengthening.

Introduction

Despite growing emphasis on sustainability and integration in health programs major funders such as the United States Government and the Global Fund to Fight AIDS, Tuberculosis, and Malaria continue to make large investments in vertical health programs in countries that rely on international development assistance for health (DAH) [1–6]. While we saw record spending for COVID-19 in 2020-2021, DAH for many other health areas did not grow [7]. Additionally, domestic governments of low-and middle-income countries face increasing pressure to allocate

at least 15% of their government spending towards health expenditure [7]. International aid donors are also embracing localization, i.e., the shifting of power and funding to local partners, a strategy aligned with the broader goals of integrating and sustaining health programs and encouraging equitable partnerships in global health.

Voluntary Medical Male Circumcision (VMMC) in Zimbabwe is delivered through a national HIV prevention program, largely funded through DAH. According to 2022 UNAIDS estimates, Zimbabwe has 1.3 million adults and children living with HIV [8]. The World Health Organization (WHO) and UNAIDS designated Zimbabwe as a priority country for voluntary male medical circumcision (VMMC) due to the country having one of the highest adult HIV prevalence in the world (11%), with unprotected heterosexual sex as a driver of HIV transmission [9]. The VMMC program is transitioning from a vertical to a horizontal program. A vertical health program focuses on addressing a single disease and is funded and managed by external donors and partners, operating independently from the routine health system. In contrast, a horizontal health program is publicly financed, integrated into the health system, and aims to improve overall health outcomes. As of 2024, the VMMC program is in a hybrid state of transition: although all 63 districts are government run, most are funded by external donors and supported by implementing partners (IPs). The transition to sustainability was guided by a Sustainability Transition Implementation Plan (STIP) that prioritizes integration, decentralization, and local ownership of the program. According to the STIP, a fully sustainable VMMC program will have reached an ideal stage when it achieves:

The managerial, financial, and operational ability to deliver and maintain 80% voluntary medical male circumcision coverage to ensure long-term health benefits and reduction in new HIV infections. This is achieved through conformity to social norms, local ownership rendering the programme affordable, accessible and acceptable to all. [10]

Since 2020, a shift in policy to prioritize the 15-29 years age group, due to concerns around the number of adverse events in young boys, resulted in a reduction of the pool of males available to be circumcised. From 2013-2017, boys aged 10 to 14 years contributed almost 50% of all male circumcisions [10].

Progress towards integration and sustainability

Before 2020, certain IPs had already initiated the integration of the VMMC program into routine health services. From program inception, the PEPFAR-funded ZAZIC Consortium took steps toward integrating the VMMC program into MoHCC facilities, collaborating with MoHCC teams across 21 districts starting in 2013 [11]. Vu et al. provided a comprehensive account of their recommendations and insights gained during the transition from a USA-based organization to local management and ownership of these PEPFAR-funded districts [12].

However, in the majority of the remaining districts, the process of transitioning to sustainability did not commence until 2018. To monitor the national transition to sustainability, in 2019 the MoHCC worked with Clinton Health Access Initiative (CHAI) to develop a VMMC Transition Assessment Dashboard (VTAD).

Current state of VMMC programs

Beginning in 2008, VMMC was rolled out as a fully donor-funded operation, forming part of the emergency response to HIV in fifteen eastern and southern African countries [13]. Over the past fifteen years, these VMMC programs successfully reduced HIV risk in male and female populations, with projections to avert at least 4.5 million new HIV infections by 2050 [13].

Moreover, VMMC provides additional health benefits to both males and females, reducing the risk of STIs such as HPV, bacterial vaginosis, herpes simplex virus-2, and *Trichomonas vaginalis*, as well as lowering the risks of cervical, prostate, and penile cancers [14–16].

In the current stage of the HIV epidemic, VMMC programs are pressed to change in response to three major factors:

1) The target population for VMMC programs now comprises adolescents/young men (ages 15-29 years), particularly in areas where older sexually active males have already been circumcised [13,17]. This shift in the target priority age group implies a reduction in the volume of VMMC procedures required, with fewer adolescents eligible for the procedure.

2) Major bilateral donors are reducing their contributions to AIDS financing [18]. While these donors have committed to continued investment in VMMC for the next five years, VMMC programs, along with other HIV prevention methods, face the challenge of maintaining adequate financing beyond this period [19].

3) Countries with VMMC programs aim to assume greater ownership of the program while integrating VMMC into their general health services, in accordance with the Paris Declaration of

Aid Effectiveness of 2005 and the Accra Agenda for Action of 2008 [20]. The trend towards localization aligns with transition strategies of international aid, including the U.S. President's Emergency Plan for AIDS Relief (PEPFAR) [21].

As countries strive to achieve universal health coverage, the lack of consensus surrounding the definitions of integration and sustainability hinders the progress of donor-funded global health programs towards this end. Both of these are essential components of bilateral donors' strategies, such as PEPFAR's new approach, and feature prominently in the policies of multilateral donors, including the Global Fund for AIDS, TB, and Malaria's Sustainability, Transition, and Co-financing Policy [4,22].

Sustainability remains a donor-driven process. Due to the unstable economic situation, there are no immediate plans to fill any funding gaps left by donors with domestic funding. The World Health Organization (WHO) has identified a research gap concerning participatory, implementation approaches for integrating VMMC with other health services [17].

This paper aims to describe the processes and results of the OPTIMISE Project that used the Leadership and Engagement for Improved Accountability and Delivery of Services (LEAD) Framework to support sustainably integrating the vertical VMMC program into routine health services in Zimbabwe. We provide further details below of the LEAD Framework, a multi-faceted systems change approach combining organization development, quality improvement, and capacity strengthening. A key characteristic of the LEAD Framework lies in its application of participatory, bottom-up techniques that foster buy-in across the entire system, from community and district to provincial and national levels.

This research paper intends to contribute to the field in two major ways: (1) by offering empirical evidence of how VMMC services can be integrated into a health system in a participatory, sustainable manner; and (2) by introducing a bottom-up intervention methodology that can facilitate practical and effective integration, expediting the pathway to sustained VMMC implementation and support program integration in other health system settings.

Methods

Definitions

The terms ‘integration’ and ‘sustainability’ are closely interconnected. The ultimate long-term objective of an integrated program is to achieve local ownership and sustainability, ensuring that the program continues to function effectively even after external support is scaled back or ends [23]. However, sustainability is predicated on adequate funding to maintain the program’s operations and impact. Both integration and sustainability are also best considered as existing along a continuum rather than being viewed as binary outcomes [24]. A common feature of vertical programs is that they express the priorities of global health donors, which are not necessarily identical to the health priorities identified by local stakeholders. We define a vertical health program as one that focuses on a single disease or population group, while a horizontal program has a broader scope and longer term goals centered on primary care or general health service provision [25]. A diagonal approach tackles specific diseases through

health system strengthening [26,27]. Finally, we employ the term ‘hybrid program’ to refer to the state of transition between a vertical and horizontal mode of service provision.

The OPTIMISE project

The overarching goal of the two-year University of California, San Francisco (UCSF) OPTIMISE project was to enhance leadership and management capacity within the Ministry of Health and Child Care (MoHCC) to significantly change parts of the health system to improve integration and sustainability. An extension of this work is now being funded through a local Zimbabwean partner, Precious Innovations Ubuntu Global Charitable Trust. In 2020, the MoHCC sought support from UCSF’s LEAD team, complementing the efforts of CHAI and PSH, in transitioning the VMMC program to sustainability on national and subnational levels. The start of the project coincided with the COVID-19 pandemic, which significantly affected the majority of the 15 VMMC priority countries in eastern and southern Africa. As a result, these countries missed the cumulative 2016-2020 target of 25 million VMMCs by 7 million [28]. At its peak, Zimbabwe performed over 350,000 male circumcisions in 2019 [28].

LEAD Framework

The study presented in this paper utilizes the LEAD Framework as the primary intervention method [29]. The LEAD team adapted the approach and tools for this project on those developed in a previous intervention for malaria elimination programs in Eswatini, Namibia, and Zimbabwe [30–32]. At the core of the LEAD Framework is the application of participatory action research (PAR) to improve the health system. It is based on the principle that the actors

involved in delivery of outcomes are the ones best placed, with facilitative support, to identify problems and implement solutions and system changes [33].

Key components of PAR and the LEAD Framework include exercises to facilitate communication, teamwork, and problem identification and resolution through the iterative development of work plans and metrics to measure team progress (Fig 1). We strengthened organization development, leadership, and facilitation skills through a year-long university accredited postgraduate training program entitled ‘Professional Practice in Change Leadership’ (PPCL). We selected local facilitators for the training so that the work could be sustained when we withdrew our support. For details on the organizational development and quality improvement tools and techniques used to transition the VMMC program, refer to S1 Table.

Fig 1. LEAD Framework cycle. The LEAD Framework cycle improves processes through the convening of stakeholders at all levels, action planning, and implementation through iterative Plan-Do-Study-Act cycles, continuous mentoring and coaching, training of facilitators, and feedback of results to support continuous improvement.

Partnerships

The LEAD team that launched the OPTIMISE project included individuals from Zimbabwe, the United Kingdom, and the United States and was composed of a local Zimbabwean NGO, independent consultants, Women’s University in Africa, UCSF, and the University of West of England. The team included experts in global health, evaluation, facilitation, quality improvement, change management, leadership development and participatory action research. The LEAD team and the MoHCC collectively agreed on the goals of the OPTIMISE project, the overall approach to systems change, and engagement of the MoHCC at different levels of the health system. In implementing the OPTIMISE project, activities using LEAD took place over a

two-year period through a national Task Force and at subnational levels through multisectoral and interdisciplinary district Task Teams. The cadence of meetings to develop work plans varied depending on the level of engagement. See Fig 2 for a timeline of project activities.

Fig 2. OPTIMISE project activities. Project activities took place at the national and subnational levels in Zimbabwe during a two-year period from December 2020-October 2022.

Intervention areas

In close consultation with the MoHCC, the LEAD team selected three intervention provinces and five pilot districts, with the national VMMC Steering Committee’s approval (Table 1). The project partners considered the following factors in selecting participating provinces and districts: 1) representation of northern and southern regions; 2) stage of sustainability (scale-up or maintenance); 3) support from donor and implementing partners; and 4) accessibility by road (Fig 3).

Table 1. OPTIMISE project areas

Province	District	Funding Source	Implementing Partner
Matabeleland South	Matobo	PEPFAR/CDC†	ZAZIC Consortium (ZICHIRE‡)
	Gwanda	PEPFAR/USAID	PSH§
Matabeleland North	Lupane	PEPFAR/CDC	ZAZIC Consortium (ZACH*)
	Hwange	BMGF¶	PSH
Manicaland	Nyanga	Government of Zimbabwe/unfunded light-touch BMGF	

† Centers for Disease Control and Prevention

‡ Zimbabwe Community Health Intervention Project

§ Population Solutions for Health, Zimbabwe

*Zimbabwe Association of Church-related Hospitals

¶ Bill & Melinda Gates Foundation

Fig 3: Map of OPTIMISE project districts. This map shows the three project provinces and their five corresponding districts (Hwange and Lupane in Matabeleland North; Gwanda and Matobo in Matabeleland South; and Nyanga in Manicaland.)

To illustrate the process of enhancing subnational capacity for leadership and management in the context of integrating a hybrid health program, we utilized a logic model, as depicted in Fig 4.

Fig 4: OPTIMISE project logic model

Outcomes

We will describe short-term and medium-term outcomes of the project. We present the first set of outcomes organized by the WHO Health Systems Building Blocks [34,35], a framework for describing a health system by six core components. These building blocks are critical components in the planning of sustainable VMMC services and provide a common language used across health programs [17].

Evaluation data sources and analysis

We reviewed district work plans, assessing the progress made by the Task Teams in resolving the challenges to integration and sustainability by comparing baseline to endline quantitative and qualitative indicators. We determined that integration had been achieved when existing district management structures assumed responsibility for oversight of VMMC services, incorporating VMMC activities into their plans, budgets, and reviews. In addition to the district work plans, we collaborated on the identification of ‘Spotlights’. These were evidence-based change ideas for improving processes and strengthening the health system that could be replicated by others. Spotlights were generated by the five district Task Teams and served as

evidence of how district teams adapted what they were doing to overcome the challenges of integration and sustainability.

We employed a Program Sustainability Assessment Tool (PSAT), a 40-item survey with 7-point Likert scale, administered anonymously at midline and endline to members of the Task Teams [36]. We collected midline survey data from a total of 54 respondents and from 59 respondents at endline. We aggregated PSAT results across all five districts. Since the surveys were administered anonymously, it was not possible to match scores to respondents. For each of the eight domains (e.g. organizational capacity), we calculated the mean midline and endline scores.

We collected evaluation data during project activities: inception, midline, and transition workshops, Task Force and Task Team meetings, and leadership development training sessions. We obtained ethical approval from the Medical Research Council of Zimbabwe (A2670), Research Council of Zimbabwe, and the University of California San Francisco Human Research Protection Program Institutional Review Board (20-39761). Ethical approval was given by all three entities.

Results

All activities were implemented as planned from May 2020-October 2022, producing the following outputs: 1) formation of the national Task Force and district Task Teams, 2) national and district work plan development, and 3) a cohort of health professionals certified in change leadership (S2-S3 Tables).

Integration and sustainability of VMMC

Our focus was on reporting medium-term outcomes that were achieved during a two-year time period. These outcomes involved actions by district Task Teams to reduce barriers and leverage opportunities for integration and furthering sustainability through work plan execution.

demonstrating increased capacity of the VMMC program. We have organized these results by the WHO Health System Building Blocks and distilled them from the district level work plans (see Tables 4-7) (37). Additional results in the form of Spotlights are available at

<https://gatesopenresearch.org/documents/7-95> [37]. At the end of the project period, these

work plans were institutionalized into existing structures by the District Health Executives and the national VMMC Steering Committee.

Leadership and governance results

Prior to our intervention, the implementing partner in each district oversaw the program without involvement by the District Health Executive (DHE), the governing body for all health programs within a district. At the end of our project, the DHE demonstrated increased responsibility for the VMMC program in all five districts. The inclusion of VMMC on regular meeting agendas indicated that these management structures had integrated VMMC into their consolidated district annual plans, making decisions about VMMC activities, budgets, and performance that they had previously left to their implementing partner (Table 4). In Hwange, VMMC was incorporated into a district platform used to coordinate and prioritize all development across sectors. This increased awareness and involvement, resulting in improved acceptance of VMMC at schools and communities, lead to the activation of 15 additional school health masters and improved community access by local leaders. In this same district, this

change prompted increased sharing of budgets between programs and faster decision-making.

Table 4. District level leadership and governance results

Challenge	Solution	Indicator	Baseline	Endline	District
Limited participation by MoHCC representatives in the Rural District Development Committee (RDDC)	Use DHE funds from quarterly reimbursements to travel to meetings	VMMC on RDDC agenda (yes/no)	No	Yes: improved acceptance of VMMC at schools & communities resulted (increase of 15 school health masters activated for demand creation)	Hwange
DHE unaware of VMMC activities and budget	Ensure VMMC on DHE agenda & workplans	# of times VMMC on agenda/total # DHE meetings	1/2 meetings (50%)	3/3 meetings (100%): increased sharing of budgets between programs, faster decision-making	Hwange
Lack of integrated planning & review	Incorporate VMMC into meeting agendas	# of meetings where VMMC included/total # of meeting type	0/5 (0%)	5/5 (100%; Expanded Programme on Immunization, OI/ART, VIAC, RBF, DHE)	Gwanda
			0/2 (0%)	2/2 (100%; DHE, District Management Team)	Lupane
		# of meetings where VMMC included/quarter	0/3 (0%)	3/3 (100%)	Matobo
DHE not informed of VMMC activities	Add VMMC to DHE agenda, VMMC focal person, District Health Information Officer to share reports, regular review of VMMC data	# of meetings where VMMC is on agenda, data reviewed, & action taken	0/quarter	4/quarter	Nyanga

Service delivery results

Evidence of integration of VMMC can be seen through improved accessibility and acceptability of services and subsequent increased performance (Table 5). Within Hwange district, the Task Team activated VMMC at a major town hospital that had not been offering VMMC and integrated it into its routine services, resulting in an increase in performance from 9 male circumcisions (MCs) per quarter at baseline during the height of the COVID pandemic to 101 MCs per quarter at endline (Table 3). In Gwanda, Lupane, Matobo, and Nyanga districts, the Task Teams empowered and engaged people to improve VMMC acceptability through village chief and religious leader dialogues, door to door campaigns, a music gala, a focus group with the target age group of males 15-29 years, and demand creation training for village health workers, school health masters, male champions, and adolescents. Nyanga also reoriented its service delivery model. To cut down on travel time and gas usage, VMMC teams were dropped off at locales closer to where clients lived, where they would camp and use local hospital vehicles for outreach travel. This change resulted in a doubling of outputs from 15 MCs/week at baseline to 30 MCs/week at endline.

Table 5. District level service delivery results

Challenge	Solution	Indicator	Baseline	Endline	District
Lack of VMMC services at two major hospitals in Hwange town	Engage management at hospitals to activate services	# of VMMCs performed by district facilities in town	9 MCs per quarter	101 MCs per quarter; remaining facility still needs to be activated	Hwange
Lack of program uptake	Hold quarterly meetings with key stakeholders	# of times key stakeholder meeting held/# of quarters	0/4 (0%)	4/4 (100%; 5 village chief community dialogues, door to door campaign, music gala, focus group with target age group)	Gwanda
Lack of community based demand creation	Identify stakeholders through mapping, conduct community trainings	# trained in demand creation # of times demand creation plans reviewed	110/165 (67%) trained 0/52 (0%) plans reviewed	160/165 (97%) trained 52/52 (100%) plans reviewed	Lupane
Insufficient demand creation due to COVID-19	Conduct sensitization trainings	# individuals trained	0	17 nurses 253 VHWs 22/24 District AIDS Action Committee (DAAC) members	Matobo
Limited MC outputs for fuel consumption, vehicle use	Review outputs for outreach visits, transport teams to camping spot, use local hospital vehicles for outreach travel	# of MCs per outreach visit/week	15 MCs/week	30 MCs/week	Nyanga
Religious barriers affecting VMMC uptake	Create demand platform through apostolic religious leaders	# of apostolic churches engaged	0 churches	10 churches	

Health workforce results

Expanding the health workforce that can perform VMMC is necessary to integrate it into routine services and imperative in Zimbabwe, where there are high levels of staff attrition. At the national level, the Task Force focused on the integration of VMMC in the pre-service nurse training curriculum, blended learning, and ways to expedite in-service certification. At the district level, all five Task Teams concentrated on training, certifying, and mentoring additional nurses (Table 6). Two districts (Gwanda and Nyanga) that were successful in certifying providers to work independently had access to a provincial trainer. In other districts that had to depend on verification by the limited number of national trainers, they dropped certification from their work plan or were not able to certify more than one circumciser (Hwange, Lupane, Matobo). In Lupane, the loss of 14 certified circumcisers meant that they had four fewer facilities that could offer VMMC. This district minimally increased its pool of trained circumcisers due to staff shortages and the reallocation of training funds to other activities. To compensate for these health workforce shortfalls and address the challenge, the Task Team created service delivery clusters for outreach teams. An innovative solution by the Matobo Task Team involved mobilizing funds from a local source to assist the DHE in providing supportive supervision to circumcisers. Nyanga merged their certification and conversion processes, resulting in the training of five more nurses and conversion of an additional four nurses. Formerly, the three step process of training, converting, and certifying health workers resulted in lag times of greater than 1 year.

Table 6. District Level Health Workforce Results

Challenge	Solution	Indicator	Baseline	Endline	District
Inadequate service delivery capacity due to resignation of 10 nurses	Train nurses from each facility	# of facilities with trained nurses/total facilities	11/28 (39%)	27/28 (96%)	Gwanda
Insufficient # of nurses certified	Certify nurses	# of nurse certified/# of nurses trained	3/34 (10%)	12/34 (35%)	
Lack of supportive supervision	Mentor nurses	# of facilities where nurses mentored/total facilities	0/28 (0%)	9/28 (32%)	
Staff attrition	Train health care workers	# of new HCWs certified/total HCWs certified	0 new HCWs certified/25 HCWs certified (0%)	1 HCWs certified/22 HCWs certified (5%)†	Hwange
Insufficient number of trained circumcisers due to attrition	Merged nurse conversion and certification processes	# of providers converted/total providers # of providers certified/total providers	Converted: 0/26 (0%) Certified: 7/21 (33%) Three step process of training, converting, and certifying health workers with lag times >1 year	Converted: 5/26 (7%) Certified: 11/21 (52%) Savings in fuel, time, per diem for trainers and greater client convenience	Nyanga
Insufficient number of RHCs with 2 trained circumcisers	Train & mentor HCWs	# of nurses trained/total nurses	3/48 (6%)	13/48 (27%); funds diverted from Training of Trainers, mentoring by partner	Matobo
Lack of funds for VMMC supportive supervision	Train DHE members on CQI tools to conduct quarterly visits, request funds from DAAC	DAAC contributions to supportive supervision	None	DAAC to contribute to transportation and lunch allowance for trainers	

Attrition resulted in loss of 14 certified circumcisers (24→10), fewer sites with trained circumcisers (8/14→4/14)	Create service delivery clusters and outreach teams	# of clusters # of outreach teams with vehicle	0 0	4 clusters 2 outreach teams with vehicles	Lupane
Insufficient number of trained circumcisers	Create duty roster, conduct refresher, conversion, basic trainings	# of duty rosters created # of HCWs trained (refresher, conversion, basic)	0/12 rosters refresher: 1/yr; converted: 3/yr; basic: 9/yr	9/12 rosters created refresher: 1/yr; converted: 6/yr; basic: 0/yr‡	

†3 of the 4 healthcare workers who left the district were certified in VMMC.

‡Three rural health centers could not release their healthcare workers for training due to staff shortages. Furthermore, funds for basic training were reallocated.

Medicines, vaccines, and technologies results

Rather than using disposable surgical instruments that are costlier, wasteful, and affected by supply chain challenges, two districts focused on autoclaving to sterilize reusable instruments (Table 7). In Gwanda, the Task Team identified a local funding source to procure two additional autoclaves. In Hwange, the team formed a partnership with a private hospital, exchanging the use of a public hospital's operating room and incinerator for access to the private hospital's autoclave. This partnership resulted in an increase from sterilizing 15 packs/month in a quarter at baseline to 300 packs/month in a quarter at endline.

Strategic information results

The Nyanga and Gwanda Task Teams focused on VMMC data quality at facility level. To address late, incorrect, incomplete data, the Nyanga team conducted quarterly on-site data verification and ensured forms were supplied to all health facilities and that monthly return forms were transported to the district with routine delivery of lab specimens. Their supportive supervision visits increased from conducting 3% of total site visits/year at baseline to 91% of total site visits/year at endline (Table 7). Timeliness of monthly return form submissions increased from 60% of facilities (19/32 sites) to 100% of facilities (32/32 sites). The Gwanda management team went from conducting separate VMMC data verification visits to initially covering all program areas and then later integrating VMMC into more comprehensive quarterly results-based financing supervision visits. This team also focused their efforts on four facilities with incomplete data to address accuracy and reduce variance between primary data sources and

monthly return form reports. By discussing the data quality gaps, mentors at these facilities improved completeness of forms from 54% to 100% at all four sites.

Financing results

Vehicles and fuel to transport VMMC outreach teams is challenge common across districts, due to the use vehicles for other health program activities. Some districts have donor-funded vehicles. In the absence of such a vehicle, the Nyanga Task Team identified local funds for vehicle servicing and fuel and created a vehicle servicing schedule for the fleet of vehicles it uses for all health programs, demonstrating integration of VMMC. It went from having no funds for these expenses and no schedule at baseline to having a budget of US\$4,000/year for vehicle servicing and US\$1,792/year for fuel and a regular servicing schedule at endline.

Additionally, Nyanga district mobilized local funds to prevent power interruptions affecting data quality. They identified funds to procure fuel for generators, with no budget at baseline to US\$1,120 as a dedicated budget line item for generator fuel. In Matobo, the district team allocated Government of Zimbabwe (GOZ) funding towards VMMC activities. At baseline none of the DHE budget funded VMMC, while at endline, 10% of the total DHE budget was used for VMMC outreach and mentoring. The share of the budget for VMMC would have been larger if the DHE had not diverted funds for fuel elsewhere (Table 7). In both districts, the DHEs mobilized local funding towards VMMC, showing progress towards sustainable financing.

Table 7. District level medicines, vaccines, and technologies, strategic information, and financing results

Challenge	Solution	Indicator	Baseline	Endline	District
Availability of autoclaves at all facilities	Identify source of funding and procure autoclaves	# of facilities with autoclaves/total facilities	26/28 (93%)	28/28 (100%)	Gwanda
Insufficient autoclaving capacity	Formed partnership with private hospital in exchange for incinerator and operating theater access	# of VMMC packs available/quarter	15 packs per month/quarter	300 packs per month/quarter	Hwange
Late, incorrect, incomplete facility data	Ensure all facilities have forms, conduct quarterly on-site data verification, mentoring, collected data at the same time as lab specimens	% of sites visited/total sites % of sites reporting on time	3% (1 site visit/32 sites) 60% sites (19/32) reporting on time	91% (29 site visits/32 sites), reduced time needed to follow-up about incomplete data, improved data quality 100% sites (32/32) reporting on time	Nyanga
Incomplete facility data	Discuss data quality gaps with all sites, provide mentoring	% completeness of monthly return forms	54% complete/4 sites	100% complete/4 sites	Gwanda
Power interruptions affecting data quality	Identify funds to procure fuel for generators	GOZ funds mobilized	\$0	US\$1,120	Nyanga
Inoperable vehicles, lack of fuel for VMMC	Identify funds for vehicle servicing and fuel, create servicing schedule	Funds mobilized Schedule developed	Servicing: \$0 Fuel: \$0 Schedule: no	Servicing: US\$4,000/year Fuel: US\$1,792/year Schedule: yes	Nyanga
Insufficient funds for VMMC activities	Allocate GOZ funding towards VMMC	Funds for outreach, fuel, mentoring	0	10% (funds for fuel were diverted towards emergencies)	Matobo

Program sustainability survey results

Increased capacity to identify programmatic barriers, opportunities, and solutions was further supported by the results of a program sustainability assessment. An additional output of localized definitions of integration and sustainability enabled the district teams to build consensus on what they were trying to achieve (S4 Table). We examined progress towards program sustainability using a standardized Program Sustainability Assessment Tool (Fig 5) to supplement the work plan results. By aggregating the results across all five districts, calculating the means for each domain, and performing Mann-Whitney tests, we found a significant difference between midline and endline measurements for three of the eight domains: communications ($p=0.05$), program adaptation ($p=0.05$), and organizational capacity ($p=0.02$). The most substantial increases in absolute values were in the domains of communications (+0.05), program adaptation (+0.04), organizational capacity (+0.04), and partnerships (+0.04). The only decrease in absolute values between midline and endline results was in funding stability (-0.04). Reasons for the decline in financial sustainability varied across districts, including reduction of funding levels, limited flexibility to shift funds to emerging priorities, a flat rate per circumcision, regardless of distance travelled or fuel consumed, reductions in rates for mobilizers, and delays in financial disbursements. An example of increased organizational capacity that extended beyond the HIV program is described in S5.

Fig 5. Overall program sustainability assessment results. Substantial increases in absolute values between midline and endline mean measurements were in communications, program adaptation, organizational capacity, and partnerships. The only decrease was in funding stability.

Discussion

We set out to integrate the VMMC program into routine services while also furthering sustainability in five pilot districts. Through application of the LEAD Framework, we facilitated transition readiness and a change in mindsets within the five pilot districts that VMMC should be a locally-owned and managed intervention. LEAD also strengthened individual and team capacity. District teams assumed the planning, oversight, and budgeting of VMMC, furthering the integration of the VMMC program and strengthening the health system. They also raised financing for themselves from local funds. District team actions included greater engagement of multisectoral stakeholders, better use of existing resources, and changing operating models. The approach also introduced a more effective way of articulating and resolving granular VMMC challenges at the district level with management and oversight at provincial and national levels. LEAD resulted in improved system communications and management for VMMC services.

The VMMC program was integrated with other health services to the extent that existing district management structures took responsibility for oversight of VMMC services, incorporating VMMC activities into their plans, budgets, and reviews. In one district, further decentralization occurred, with the delivery of VMMC through two additional health facilities that provide routine health services. However, across the five districts, there was an overall reduction in the number of static health facilities offering VMMC. At the same time, service delivery at all general health facilities is not necessarily desirable nor attainable with such high levels of staff attrition. Despite this drop in the total number of static health facilities, the total

number of male circumcisions performed increased over this period by clustering service delivery areas.

Lessons from Kenya, which began its process earlier than Zimbabwe, underscore that a purely static facility model is insufficient for achieving integration and sustainability. A 2021 study demonstrated that a mixed model—where circumcisers offer both static and mobile (outreach) services—proved more efficient and effective compared to static models alone [38]. Both this study and a separate case study from Kenya highlighted inadequate domestic financing as a significant barrier to the country's progress towards sustainability [39]. Moreover, achieving integration and sustainability requires time, and focusing exclusively on circumcising adolescents and men is unlikely to suffice. The case study also identified the lengthy integration of services into public health facilities and limited support for infant male circumcision as additional challenges.

The OPTIMISE project was successful in facilitating improvements across all the WHO health system building blocks, suggesting that the intervention strengthened the overall health system and supporting the idea of taking a diagonal approach [26,27]. In all five districts, accountability for the VMMC program by District Health Executives increased. Due to staff attrition, the continual need to train the in-service health workforce did not always yield a sizable increase in circumcisers. However, a reorientation of services demonstrated program adaptation. These actions also reduced vehicle and fuel use and staff travel time, contributing to an overall increased volume of MCs performed. Creation of a duty roster was another innovation that

could be used for other health services to create greater equity and staff satisfaction. More attention should be focused on addressing staff burnout and attrition, examining reasons for dissatisfaction and departures, and considering incentives to mitigate these problems. These factors affect the entire health system, and Zimbabwe is just one of many low- and middle-income countries where health worker migration has serious adverse effects [40]. Furthermore, considering the interest to sustain the VMMC program through 2030 and insufficient domestic resources, donors should continue to invest in this important HIV prevention strategy in Zimbabwe.

While a higher education institution was involved in adapting the LEAD Framework for this project, scaling of the approach can be done by trained local facilitators. After the initial pilot stage of this project, these local facilitators have expanded the approach to additional districts, at an approximate cost of US\$30,000 per district. The cohort of trained change leaders within Zimbabwe can support these expansion efforts.

Limitations

There were several limitations to our project. First, we were not able to measure performance across districts using a common set of metrics because we gave the district teams the agency to develop their own indicators, resulting in variation across the five districts. While we did gather data on trained circumcisers, facilities offering VMMC, and overall VMMC performance, this was either incomplete or not consistently uniform, which prevented comparison across most parameters. Second, the standardized program sustainability survey was not administered at baseline. Therefore, we only have comparisons of midline and endline data. Third, one district

could not improve drug stock outs, and our project could not influence this, due to shortages at the national level. Fourth, we did not determine whether focused efforts on the VMMC program influenced the performance of other health programs. Although we suggest that the LEAD Framework contributed to the results, we cannot be certain about attribution without doing an impact evaluation. We were also not able to isolate the impact on project outcomes of COVID-19 disruptions in VMMC service delivery and subsequent resumption of services. Finally, we conducted an internal evaluation, where the funder supported both this project and the evaluation.

Conclusion

Our approach is worth consideration by other vertical health programs and low- and middle-income countries that have a goal of integrating and sustaining health services while strengthening their health systems using a bottom-up model that prioritizes localization.

Readers interested in applying a similar approach can refer to the LEAD Framework User Guide (<https://shrinkingthemalariamap.org/sites/default/files/tools/lead-user-guide-final-updated-12-7-2021.pdf>).

LEAD should be scaled to other districts within Zimbabwe and considered by other donors for strengthening leadership and governance and maximizing health program effectiveness and efficiencies. However, further work is needed to identify funding sources for expert facilitators within mainstream health services and formalizing the levels of expertise required for program facilitation, like that used by LEAN/Six Sigma. Shifting ownership of the VMMC program in Zimbabwe to local stakeholders will require a change in who provides and controls the funding for VMMC. Beginning in 2018, PEPFAR set explicit targets for shifting financial control from

external to local entities [41]. This needs to be coupled with greater domestic resource mobilization for HIV, which will contribute to sustaining the program until 2030, especially given the flatlining of funding for HIV prevention. Donors should continue to support the investment they made in strengthening governance of the health system and leverage the momentum of empowering and further capacitating government stakeholders to lead the program. That way, the VMMC program can continue to serve as an important entry point for males who might not otherwise engage with the health system while also contributing to ending the HIV epidemic.

Acknowledgments

The authors wish to thank Tatenda Ruwuyu, Katie Joyce, Priscilla Mataure, and Greyling Viljoen, Task Force Leader Dr. Simon Nyadundu, Provincial Medical Directors for Manicaland, Dr. Mukuzunga, Matabeleland North, Dr. Kuretu, and Matabeleland South, Dr. Chikodzore, PMCHO for Manicaland Dr. Nyafesa, and the Task Teams in Gwanda, Hwange, Matobo, Lupane, and Nyanga.

Supporting information

S1 Table: LEAD Framework techniques and tools

S2 Table: District Task Team composition

S3 Table: National Task Force composition

S4 Table: Examples of localized integration and sustainability definitions

S5 File: Example of increased organizational capacity beyond HIV program

S6 Table: List of abbreviations

References

1. Polin K, Hjortland M, Maresso A, van Ginneken E, Busse R, Quentin W. “Top-Three” health reforms in 31 high-income countries in 2018 and 2019: an expert informed overview. *Health Policy*. 2021 Jul 1;125(7):815–32.
2. OECD. Improving Healthcare Quality in Europe: Characteristics, Effectiveness and Implementation of Different Strategies [Internet]. Paris: Organisation for Economic Co-operation and Development; 2019 [cited 2023 Apr 27]. Available from: https://www.oecd-ilibrary.org/social-issues-migration-health/improving-healthcare-quality-in-europe_b11a6e8f-en
3. Fiscal Sustainability of Health Systems: Bridging Health and Finance Perspectives | en | OECD [Internet]. [cited 2023 Apr 27]. Available from: <https://www.oecd.org/publications/fiscal-sustainability-of-health-systems-9789264233386-en.htm>
4. PEPFAR. Reimagining PEPFAR’s Strategic Direction. 2022 Sep; Available from: https://www.state.gov/wp-content/uploads/2022/09/PEPFAR-Strategic-Direction_FINAL.pdf
5. Apr 18 P, 2023. Breaking Down the U.S. Global Health Budget by Program Area [Internet]. KFF. 2023 [cited 2023 Apr 28]. Available from: <https://www.kff.org/global-health-policy/fact-sheet/breaking-down-the-u-s-global-health-budget-by-program-area/>
6. Global Fund. Results Report 2022 [Internet]. 2022 Sep [cited 2023 Apr 28]. Available from: <https://www.theglobalfund.org/en/results/>
7. The Lancet: Global health financing hits record high, historical gaps persist [Internet]. Institute for Health Metrics and Evaluation. 2023 [cited 2023 Apr 26]. Available from: <https://www.healthdata.org/news-events/newsroom/news-releases/lancet-global-health-financing-hits-record-high-historical-gaps>
8. UNAIDS. Zimbabwe UNAIDS Country Factsheet [Internet]. 2022 [cited 2022 Dec 9]. Available from: <https://www.unaids.org/en/regionscountries/countries/zimbabwe>
9. Rao A, Moorhouse L, Maswera R, Dairai T, Mandizvidza P, Nyamukapa C, et al. Status of the HIV epidemic in Manicaland, east Zimbabwe prior to the outbreak of the COVID-19 pandemic. *PLOS ONE*. 2022 Sep 23;17(9):e0273776.
10. Zimbabwe Sustainability Transition Implementation Plan: 2019-2021 | GPC [Internet]. [cited 2024 Jun 28]. Available from: <https://hivpreventioncoalition.unaids.org/en/resources/zimbabwe-sustainability-transition-implementation-plan-2019-2021>

11. Feldacker C, Makunike-Chikwinya B, Holec M, Bochner AF, Stepaniak A, Nyanga R, et al. Implementing voluntary medical male circumcision using an innovative, integrated, health systems approach: experiences from 21 districts in Zimbabwe. *Glob Health Action*. 2018;11(1):1414997.
12. Vu M, Holec M, Levine R, Makunike-Chikwinya B, Mukamba J, Barnhart S, et al. Working toward sustainability: Transitioning HIV programs from a USA-based organization to a local partner in Zimbabwe. *PLOS ONE*. 2022 Nov 10;17(11):e0276849.
13. UNAIDS. Voluntary medical male circumcision — Remarkable progress in the scale-up of voluntary medical male circumcision as an HIV prevention intervention in 15 eastern and southern African countries. 2019; Available from: https://hivpreventioncoalition.unaids.org/wp-content/uploads/2020/08/2019_vmmc-15-esa-countries_en.pdf
14. Morris BJ, Hankins CA, Banerjee J, Lumbers ER, Mindel A, Klausner JD, et al. Does Male Circumcision Reduce Women’s Risk of Sexually Transmitted Infections, Cervical Cancer, and Associated Conditions? *Front Public Health* [Internet]. 2019 [cited 2020 Dec 9];7. Available from: <https://www.frontiersin.org/articles/10.3389/fpubh.2019.00004/full>
15. Larke NL, Thomas SL, dos Santos Silva I, Weiss HA. Male circumcision and penile cancer: a systematic review and meta-analysis. *Cancer Causes Control*. 2011 Aug;22(8):1097–110.
16. Wright JL, Lin DW, Stanford JL. Circumcision and the risk of prostate cancer. *Cancer*. 2012;118(18):4437–43.
17. World Health Organization. Preventing HIV through safe voluntary medical male circumcision for adolescent boys and men in generalized HIV epidemics: recommendations and key considerations: policy brief [Internet]. Geneva: World Health Organization; 2020 [cited 2022 Jan 24]. 11 p. Available from: <https://apps.who.int/iris/handle/10665/333841>
18. UNAIDS. Full report — In Danger: UNAIDS Global AIDS Update 2022 [Internet]. [cited 2023 May 3]. Available from: <https://www.unaids.org/en/resources/documents/2022/in-danger-global-aids-update>
19. Bansi-Matharu L, Mudimu E, Martin-Hughes R, Hamilton M, Johnson L, Brink D ten, et al. Cost-effectiveness of voluntary medical male circumcision for HIV prevention across sub-Saharan Africa: results from five independent models. *Lancet Glob Health*. 2023 Feb 1;11(2):e244–55.
20. Paris Declaration and Accra Agenda for Action - OECD [Internet]. [cited 2018 Jun 18]. Available from: <http://www.oecd.org/dac/effectiveness/parisdeclarationandaccraagendaforaction.htm>

21. White LA, Avery L, Bonanno L, Knight C, Irwin C, Hoeflich K, et al. An Evaluation of Local Implementing Partner Performance During the First 2 Years of the USAID/PEPFAR Transition. *Glob Health Sci Pract*. 2023 Jun 21;11(3):e2200337.
22. Global Fund. The Global Fund Sustainability, Transition and Co-financing Policy [Internet]. 2016. Available from: https://www.theglobalfund.org/media/4221/bm35_04-sustainabilitytransitionandcofinancing_policy_en.pdf
23. A Guide for Monitoring and Evaluating Population-Health-Environment Programs: Second Edition — MEASURE Evaluation [Internet]. [cited 2023 Apr 5]. Available from: <https://www.measureevaluation.org/resources/publications/ms-18-131.html>
24. World Health Organization. Integrated health services -what and why? Technical Brief No. 1. 2008 May;10.
25. Mills A. Vertical vs horizontal health programmes in Africa: Idealism, pragmatism, resources and efficiency. *Soc Sci Med*. 1983 Jan 1;17(24):1971–81.
26. Kirwin E, Meacock R, Round J, Sutton M. The diagonal approach: A theoretic framework for the economic evaluation of vertical and horizontal interventions in healthcare. *Soc Sci Med*. 2022 May 1;301:114900.
27. Sepúlveda J, Bustreo F, Tapia R, Rivera J, Lozano R, Oláiz G, et al. Improvement of child survival in Mexico: the diagonal approach. *The Lancet*. 2006 Dec 2;368(9551):2017–27.
28. UNAIDS and WHO. Uneven progress on the voluntary medical male circumcision [Internet]. 2022 [cited 2023 Apr 6]. Available from: https://cdn.who.int/media/docs/default-source/hq-hiv-hepatitis-and-stis-library/who-unaid-male-circumcision-progress-brief-2022.pdf?sfvrsn=2852eedf_1&ua=1
29. Leadership & Engagement for Improved Accountability & Delivery of Services Framework (LEAD) | The Malaria Elimination Initiative [Internet]. [cited 2021 May 13]. Available from: <http://www.shrinkingthemalariamap.org/tool/leadership-engagement-improved-accountability-delivery-services-framework-lead>
30. Chung AM, Case P, Gosling J, Gosling R, Madinga M, Chikodzore R, et al. Scaling up malaria elimination management and leadership: a pilot in three provinces in Zimbabwe, 2016–2018. *Malar J*. 2020 May 20;19(1):185.
31. Chung AM, Love E, Neidel J, Mendai I, Nairenge S, Wyk LA van, et al. Strengthening Management, Community Engagement, and Sustainability of the Subnational Response to Accelerate Malaria Elimination in Namibia. *Am J Trop Med Hyg* [Internet]. 2022 Apr 11 [cited 2022 Apr 12];1(aop). Available from: <https://www.ajtmh.org/view/journals/tpmd/aop/article-10.4269-ajtmh.21-1195/article-10.4269-ajtmh.21-1195.xml>

32. Agins B, Case P, Chandramohan D, Chen I, Chikodzore R, Chitapi P, et al. Effective management of district-level malaria control and elimination: implementing quality and participative process improvements. *BMC Public Health*. 2022 Jan 20;22(1):140.
33. Koch, T. and Kralik, D. *Participatory action research in healthcare*. Oxford: Blackwell; 2006.
34. World Health Organization. *Monitoring the building blocks of health systems: a handbook of indicators and their measurement strategies* [Internet]. World Health Organization; 2010 [cited 2023 Apr 28]. xii, 92 p. Available from: <https://apps.who.int/iris/handle/10665/258734>
35. World Health Organization. *Everybody's business -- strengthening health systems to improve health outcomes*: WHO's framework for action [Internet]. World Health Organization; 2007 [cited 2022 Oct 3]. Available from: <https://apps.who.int/iris/handle/10665/43918>
36. Calhoun A. Using the Program Sustainability Assessment Tool to Assess and Plan for Sustainability. *Prev Chronic Dis* [Internet]. 2014 [cited 2022 Feb 4];11. Available from: https://www.cdc.gov/pcd/issues/2014/13_0185.htm
37. Chung AM, Chitapi P, Murungu J et al. Sustaining voluntary medical male circumcision... | Documents | Gates Open Research [Internet]. [cited 2023 Nov 22]. Available from: <https://gatesopenresearch.org/documents/7-95>
38. Davis SM, Owuor N, Odoyo-June E, Wambua J, Omanga E, Lukobo M, et al. Making voluntary medical male circumcision services sustainable: Findings from Kenya's pilot models, baseline and year 1. *PLoS ONE*. 2021 Jun 11;16(6):e0252725.
39. Agot K, Onyango J, Ochillo M, Odoyo-June E. VMMC Programmatic Successes and Challenges: Western Kenya Case Study. *Curr HIV/AIDS Rep*. 2022 Dec 1;19(6):491–500.
40. <https://www.devex.com/news/authors/881923>. PEPFAR chief wants 70 percent “indigenous” funding in 30 months [Internet]. Devex. 2018 [cited 2023 Jun 19]. Available from: <https://www.devex.com/news/sponsored/pepfar-chief-wants-70-percent-indigenous-funding-in-30-months-93118>
41. USAID. *Local Partner Transition | Global Health* [Internet]. U.S. Agency for International Development. 2023 [cited 2023 Nov 22]. Available from: <https://www.usaid.gov/global-health/health-areas/hiv-and-aids/technical-areas/local-partner-transition>

Continuous improvement and evaluation

WORKSHOP

Situational Assessment

Clarification of key actors across the system, perspectives of different stakeholders, ensuring political support, avoiding duplication of effort

Feedback

Action Planning & Metric Development

Prioritized activities to meet challenges and capitalize on opportunities; each owned by relevant stakeholders with clear goals and metrics

Continuous Mentoring and Coaching
Training facilitators

PLAN

DO

ACT

STUDY

Implement Work Plan

Broad-based management of the process based on necessary skills, knowledge and authority

Analyze Results

Gather Data

TASK TEAM OR TASK FORCE

Management information to enable monitoring, as inputs to policy and dissemination

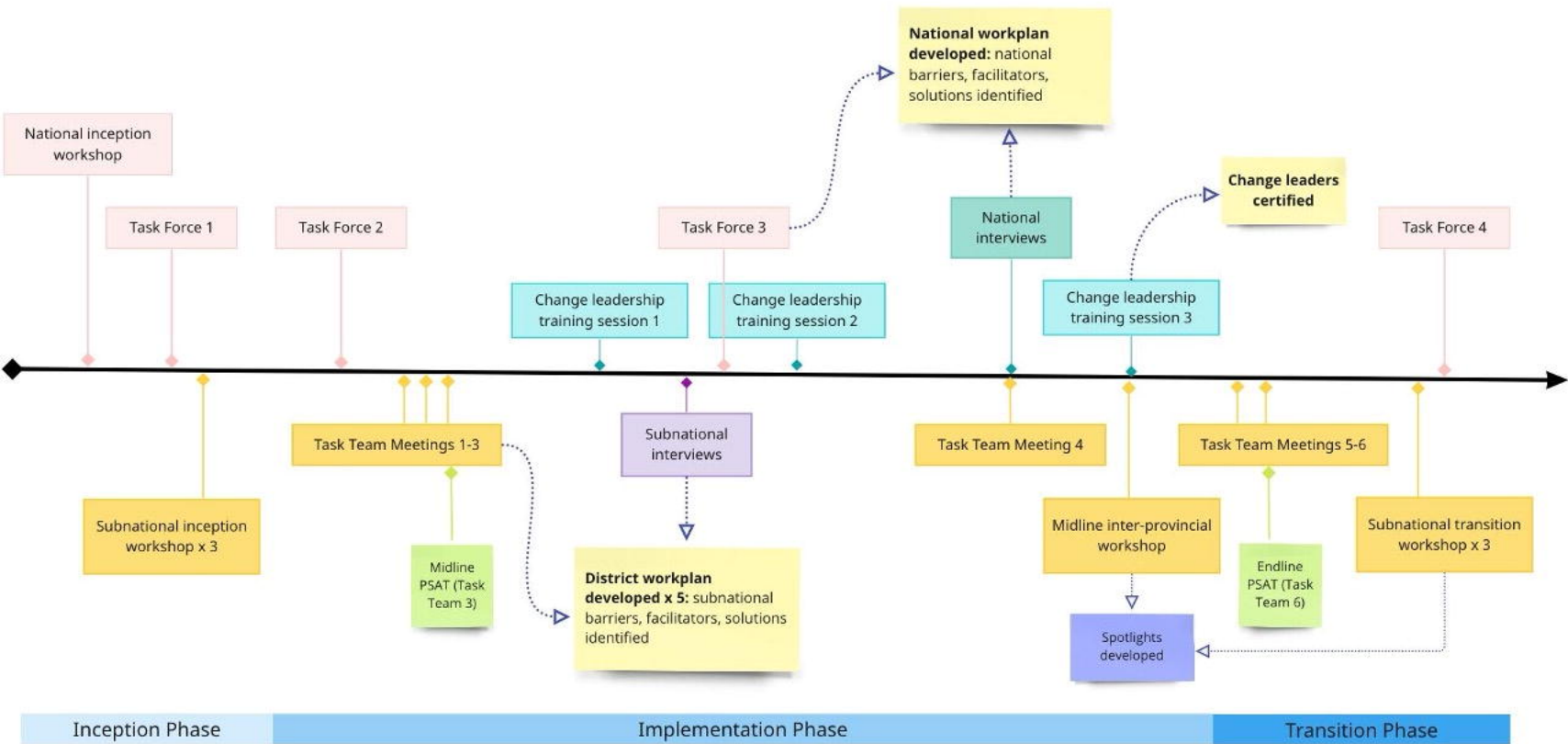
Oct-Dec 2020

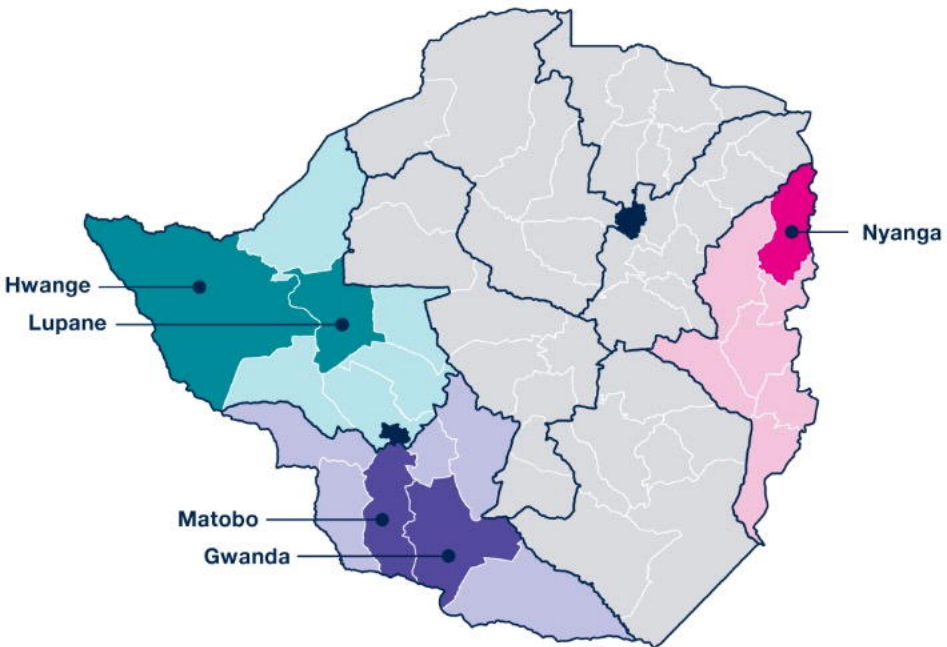
Jan-Jun 2021

Jul-Dec 2021

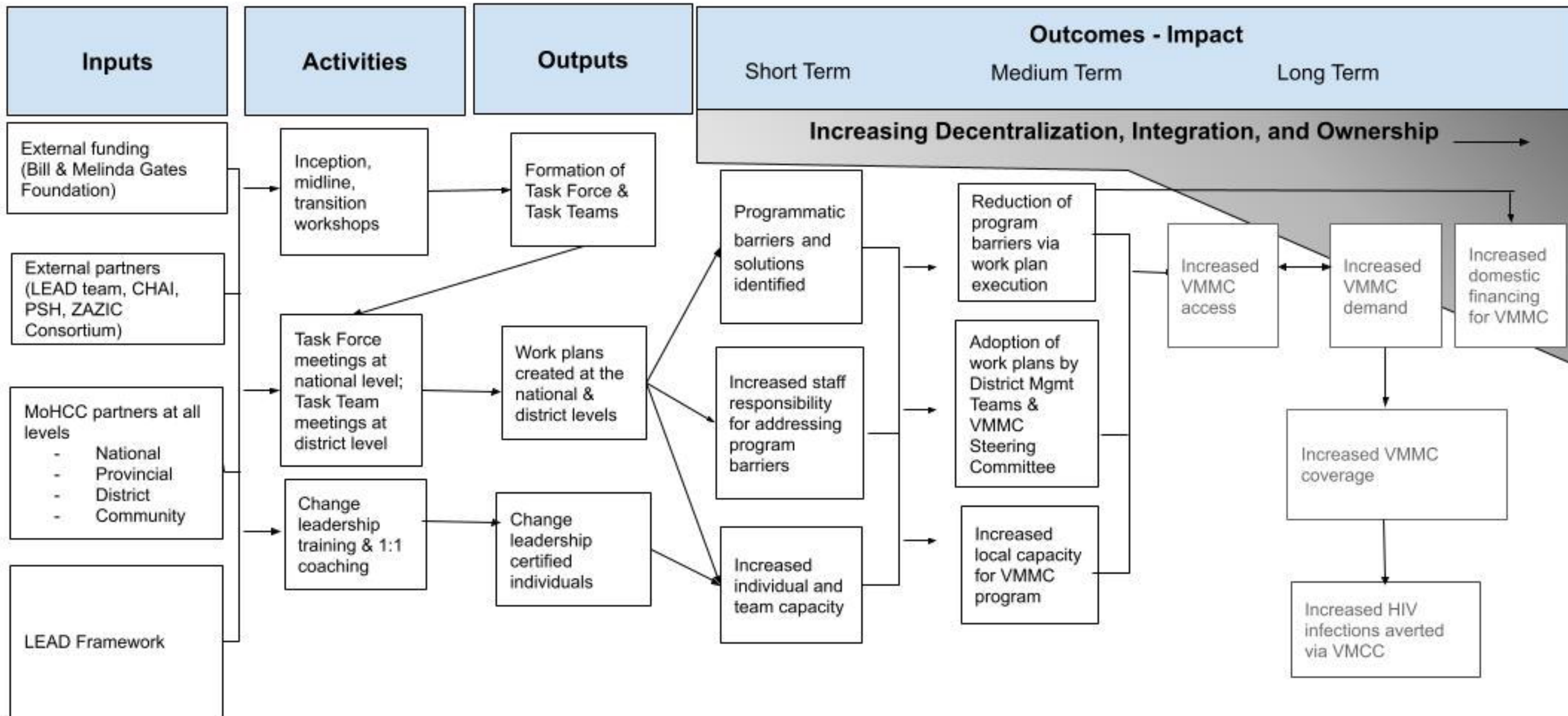
Jan-Jun 2022

Jul-Dec 2022





Goal: Support the Zimbabwean Ministry of Health and Child Care (MoHCC) in integrating the Voluntary Medical Male Circumcision (VMMC) program into the existing service delivery system.



Assumptions:

- Government and affiliated healthcare workers want to integrate VMMC and take ownership of the program.

Overall Program Sustainability Assessment Results

