

1 **Title page**

2

3 **Pyrotinib after trastuzumab-based adjuvant therapy in patients with HER2-positive**

4 **breast cancer (PERSIST): A multicenter phase II trial**

5

6 **Running Title:** Extended adjuvant therapy for breast cancer

7

8 Feilin Cao<sup>1#\*</sup>, Zhaosheng Ma<sup>1\*</sup>, Zenggui Wu<sup>1\*</sup>, Weizhu Wu<sup>2</sup>, Ouchen Wang<sup>3</sup>, Binbin Cui<sup>1&</sup>, Xiaotao Zhu<sup>4&</sup>,  
9 Jing Hao<sup>5^</sup>, Xiaochun Ji<sup>2^</sup>, Zhanwen Li<sup>6^</sup>, Deyou Tao<sup>1</sup>, Qingjing Feng<sup>7£</sup>, Wei Lin<sup>8£</sup>, Dongbo Shi<sup>9£</sup>, Jingde Shu<sup>8£</sup>,  
10 Jichun Zhou<sup>10</sup>, Shifen Huang<sup>1</sup>

11

12 <sup>1</sup> Department of Thyroid and Breast Surgery, Taizhou Hospital of Zhejiang Province, Wenzhou Medical  
13 University, Taizhou, China

14 <sup>2</sup> Department of Thyroid and Breast Surgery, Ningbo Medical Center Lihuili Hospital, Ningbo, China

15 <sup>3</sup> Department of Breast Surgery, The First Affiliated Hospital of Wenzhou Medical University, Wenzhou,  
16 China

17 <sup>4</sup> Department of Thyroid and Breast Surgery, Jinhua Municipal Central Hospital, Jinhua, China

18 <sup>5</sup> Department of Thyroid and Breast Surgery, Yiwu Central Hospital, Jinhua, China

19 <sup>6</sup> Department of Breast Surgery, Ningbo Women & Children's Hospital, Ningbo, China

20 <sup>7</sup> Department of Breast Surgery, Yiwu Maternity and Children Hospital, Jinhua, China

21 <sup>8</sup> Department of Surgical Oncology, Quzhou People's Hospital, Quzhou, China

22 <sup>9</sup> Department of Breast Surgery, The First Affiliated Hospital of Ningbo University, Ningbo, China

23 <sup>10</sup> Department of Surgical Oncology, Sir Run Run Shaw Hospital, Zhejiang University School of Medicine,  
24 Hangzhou, China

25

26 #Corresponding author:

27 Feilin Cao

28 Department of Surgical Oncology, Taizhou Hospital of Zhejiang Province, Wenzhou Medical University,  
29 No.150 Ximen Road, Taizhou 317099, Zhejiang Province, China.

30 Email: [drcfl@126.com](mailto:drcfl@126.com).

31

32 \* These authors contributed equally to this work and should be considered co-first authors.

33 & These authors contributed equally to this work and should be considered co-fourth authors.

34 ^ These authors contributed equally to this work and should be considered co-fifth authors.

35 £ These authors contributed equally to this work and should be considered co-seventh authors.

36 **Abstract**

37 **Background** Approximately one-third of patients with HER2-positive breast cancer experienced recurrence  
38 within 10 years after receiving 1 year of adjuvant trastuzumab. The ExteNET study showed that 1 year of  
39 extended adjuvant neratinib after trastuzumab-based adjuvant therapy could reduce invasive disease-free  
40 survival (iDFS) events compared with placebo. This study investigated the efficacy and safety of pyrotinib, an  
41 irreversible pan-HER receptor tyrosine kinase inhibitor, after trastuzumab-based adjuvant therapy in patients  
42 with high-risk, HER2-positive early or locally advanced breast cancer.

43 **Methods** This multicenter phase II trial was conducted at 23 centers in China. After enrollment, patients  
44 received 1 year of extended adjuvant pyrotinib (400 mg/day), which should be initiated within 6 months after  
45 the completion of 1-year adjuvant therapy (trastuzumab alone or plus pertuzumab). The primary endpoint was  
46 2-year iDFS rate.

47 **Results** Between January 2019 and February 2022, 141 eligible women were enrolled and treated. As of  
48 October 10, 2022, the median follow-up was 24 (interquartile range, 18.0-34.0) months. The 2-year iDFS rate  
49 was 94.59% (95% CI: 88.97-97.38) in all patients, 94.90% (95% CI: 86.97-98.06) in patients who completed  
50 1-year treatment, 90.32% (95% CI: 72.93-96.77) in patients who completed only 6-month treatment, 96.74%  
51 (95% CI: 87.57-99.18) in the hormone receptor-positive subgroup, 92.77% (95% CI: 83.48-96.93) in the  
52 hormone receptor-negative subgroup, 96.88% (95% CI: 79.82-99.55) in the lymph node-negative subgroup,  
53 93.85% (95% CI: 86.81-97.20) in the lymph node-positive subgroup, 97.30% (95% CI: 82.32-99.61) in  
54 patients with adjuvant trastuzumab plus pertuzumab, and 93.48% (95% CI: 86.06-97.02) in patients with  
55 adjuvant trastuzumab. The most common adverse events were diarrhea (79.4%), fatigue (36.9%), lymphocyte  
56 count decreased (36.9%), nausea (33.3%), and hand-foot syndrome (33.3%).

57 **Conclusion** Extended adjuvant pyrotinib administered after trastuzumab-based adjuvant therapy showed  
58 promising efficacy in patients with high-risk HER2-positive breast cancer. The follow-up is ongoing to  
59 determine the long-term benefit.

60 **Keywords:** Breast cancer; pyrotinib; human epidermal growth factor receptor 2; extended adjuvant therapy;  
61 invasive disease-free survival

62

## 63 **Background**

64 Worldwide, breast cancer is the most commonly diagnosed malignancy in women. Approximately 15-20% of  
65 breast cancer cases are characterized by the overexpression of human epidermal growth factor receptor 2  
66 (HER2) (1, 2). Over the past 20 years, with the emergence of HER2-targeted agents, it has been proved that the  
67 addition of 1-year trastuzumab to adjuvant chemotherapy significantly reduces the recurrence rate and  
68 prolongs survival in patients with HER2-positive breast cancer (3-5). However, the phase III HERA study  
69 found that, despite receiving 1 year of adjuvant trastuzumab, 31% of patients with HER2-positive breast cancer  
70 experienced recurrence within 10 years (4). In addition, the phase III APHINITY study reported a 12%  
71 recurrence rate in HER2-positive breast cancer patients with node-positive disease after receiving 1 year of  
72 adjuvant trastuzumab, pertuzumab and chemotherapy with a median follow-up of 74 months (6). Consequently,  
73 novel treatment approaches are warranted to extend the time to recurrence.

74 Currently, the efficacy of extended adjuvant therapy has only been investigated in the phase III ExteNET study.  
75 The results showed that 1 year of neratinib after trastuzumab-based adjuvant therapy significantly improved  
76 invasive disease-free survival (iDFS) in women with HER2-positive breast cancer. However, the iDFS benefit  
77 did not translate into overall survival benefit in the intention-to-treat population after 8-year follow-up, except  
78 for patients with hormone receptor (HR)-positive disease (7-9).

79 Pyrotinib is an oral irreversible pan-HER receptor tyrosine kinase inhibitor (TKI), targeting epidermal growth  
80 factor receptor, HER2, and HER4 (10-12). For patients with HER2-positive metastatic breast cancer, improved  
81 survival outcomes were shown in the pyrotinib group when compared with the control group in the phase III  
82 PHOEBE and PHILA studies (13, 14). Additionally, results from the phase III PHEDRA trial demonstrated  
83 clinical benefits of pyrotinib plus trastuzumab and docetaxel for patients with HER2-positive early or locally  
84 advanced breast cancer in the neoadjuvant setting (15).

85 In the present PERSIST study, our objective was to assess the efficacy and safety of administering extended  
86 adjuvant pyrotinib treatment following trastuzumab-based adjuvant therapy in patients with high-risk, HER2-  
87 positive early or locally advanced breast cancer. This report presents the efficacy and safety results with a  
88 median follow-up of 2 years, while longer follow-up is still ongoing.

89

## 90 **Methods**

### 91 **Study design and participants**

92 This multicenter, single-arm, investigator-initiated, phase II exploratory study was conducted at 23 sites in  
93 China. The study protocol was approved by the institutional ethics committee of Taizhou Hospital of Zhejiang  
94 Province and all other participating centers, and the trial was performed in accordance with the 2013  
95 Declaration of Helsinki. This trial was registered at ClinicalTrials.gov (NCT05880927). Written informed  
96 consent was obtained from all patients before study enrollment.

97 Participants were eligible if they were women aged 18-75 years with high-risk, HER2-positive  
98 (immunohistochemistry 3+, or 2+ with gene amplification by fluorescence in situ hybridization) early or  
99 locally advanced invasive breast cancer; had previously completed 1 year of adjuvant therapy with either  
100 trastuzumab or trastuzumab plus pertuzumab within 6 months before enrollment; had an Eastern Cooperative  
101 Oncology Group performance status of 0 or 1; had known HR status; and had adequate bone marrow, hepatic,  
102 renal and cardiac functions.

103 High-risk patients were defined as those meeting one of the following criteria: N stage  $\geq 1$ ; T stage  $\geq 2$ ; absence  
104 of pathological complete response (pCR) after neoadjuvant therapy; presence of pCR after neoadjuvant therapy  
105 but with tumor size  $\geq 5$  cm or N stage  $\geq 2$ ; tumor size  $< 2$  cm but with high Ki-67 level or histologic grade 3.  
106 Clinical and pathological stage was assessed according to the eighth edition of American Joint Committee on  
107 Cancer tumor-node-metastasis staging system. The expression of Ki-67 was categorized as low ( $< 20\%$ ) and  
108 high ( $\geq 20\%$ ) based on the ratio of positive cells to all tumor cells in 10 high-power fields.

109 The main exclusion criteria were bilateral breast cancer, inflammatory breast cancer, previous participation in  
110 other clinical trials involving anticancer therapy, allergies to the drug components in this protocol, history of  
111 immunodeficiency diseases, inability to swallow, and pregnancy or lactation.

### 112 **Procedure**

113 Pyrotinib 400 mg was administered orally once daily within 6 months of completing trastuzumab-based  
114 adjuvant therapy. Concurrent adjuvant endocrine therapy for HR-positive disease was recommended.

115 Treatment duration was 12 months unless intolerable adverse events, disease recurrence, death, or consent  
116 withdrawal occurred.

### 117 **Outcomes and assessment**

118 The primary endpoint was iDFS rate at 2 years. IDFS was defined as time from the initiation of pyrotinib  
119 treatment to invasive ipsilateral tumor recurrence, invasive contralateral breast cancer, local or regional  
120 invasive recurrence, distant recurrence, or death from any cause. The secondary endpoint was safety profile,  
121 graded according to the National Cancer Institute Common Terminology Criteria for Adverse Events, version  
122 4.0.

123 Patients were followed every 3 months for the first 2 years. The follow-up assessments included physical  
124 examination, Eastern Cooperative Oncology Group performance status, complete blood count, blood chemistry

125 analysis, 12-lead electro-cardiogram, recording of adverse events, concomitant medications, and ultrasound.

126 Computed tomography and bone scans may be conducted if clinically indicated.

127 **Statistical analysis**

128 Based on the previous ExteNET trial (16), the 2-year iDFS rate was assumed as 91% in the present study. To

129 restrain the width of 2-sided 95% confidence interval (CI) to no more than 0.1, 126 patients were required.

130 Considering a dropout rate of 10%, a total of 140 participants were recruited.

131 Continuous data were presented as median (range or interquartile range), while categorical data were presented

132 as frequency (percentage). IDFS was estimated using the Kaplan-Meier method, and the corresponding 95%

133 CI was estimated using the Brookmeyer-Crowley method. Efficacy analysis was performed in the full analysis

134 set, which included all patients who received at least one dose of study drug. Safety analysis was performed in

135 the safety set, defined as all patients who received at least one dose of the study drug and underwent at least

136 one safety assessment.

137

## 138 **Results**

### 139 **Baseline characteristics**

140 Between January 2019 and February 2022, a total of 141 eligible women were enrolled in the study and  
141 received pyrotinib. All these patients were included in the full analysis set and safety set. The median age was  
142 50 years (range, 25-72). Of the 141 patients, 107 (75.9%) patients had node-positive disease, and 64 (45.4%)  
143 had HR-positive disease. Detailed baseline characteristics are summarized in Table 1.

144 In terms of treatment duration, 11 patients discontinued their treatment due to adverse events, while 38 patients  
145 had a treatment duration of less than or equal to 6 months due to the COVID-19 pandemic or personal reasons.  
146 A total of 92 and 31 patients completed 1-year and 6-month treatment of extended adjuvant pyrotinib,  
147 respectively (Figure 1).

### 148 **Efficacy**

149 As of October 10, 2022, the median follow-up duration was 24 (interquartile range, 18.0-34.0) months. Of the  
150 141 patients, seven patients experienced iDFS events, including one local recurrence, three brain metastases,  
151 two lung metastases, and one death due to distant metastasis. The 2-year iDFS rate was 94.59% (95% CI:  
152 88.97-97.38; Figure 2).

153 Subgroup analyses showed that the 2-year iDFS rate was 94.90% (95% CI: 86.97-98.06) in the 1-year  
154 treatment subgroup and 90.32% (95% CI: 72.93-96.77) in the 6-month treatment subgroup (Figure 3A).  
155 Concerning HR status, the 2-year iDFS rate was 96.74% (95% CI: 87.57-99.18) in patients with HR-positive  
156 breast cancer and 92.77% (95% CI: 83.48-96.93) in patients with HR-negative breast cancer (Figure 3B). In  
157 terms of lymph node status, the 2-year iDFS rate was 96.88% (95% CI: 79.82-99.55) in patients with lymph  
158 node-negative breast cancer and 93.85% (95% CI: 86.81-97.20) in patients with lymph node-positive breast  
159 cancer (Figure 3C). Regarding trastuzumab-based adjuvant regimen, the 2-year iDFS rate was 97.30% (95%  
160 CI: 82.32-99.61) in patients who received adjuvant trastuzumab plus pertuzumab, and 93.48% (95% CI: 86.06-  
161 97.02) in patients who received adjuvant trastuzumab (Figure 3D).

### 162 **Safety**

163 The most frequently reported treatment-emergent adverse event was diarrhea (112 [79.4%]), followed by  
164 fatigue (52 [36.9%]), lymphocyte count decreased (52 [36.9%]), nausea (47 [33.3%]), and hand-foot syndrome  
165 (47 [33.3%]). Forty-three patients (30.5%) experienced grade 3 diarrhea, while no grade 4 or higher adverse  
166 events was reported (Table 2). Treatment discontinuation occurred in 11 (7.8%) patients, due to grade 3  
167 diarrhea (n=8), grade 3 hand-foot syndrome (n=1), and intolerance (n=2). In addition, 16 patients had dose  
168 reduction because of adverse events.

169

## 170 Discussion

171 To the best of our knowledge, this multicenter phase II study is the first prospective study to explore the  
172 efficacy and safety of extended adjuvant pyrotinib after trastuzumab-based adjuvant therapy in patients with  
173 high-risk HER2-positive breast cancer. Furthermore, while the ExteNET study only included patients who  
174 received neoadjuvant or adjuvant trastuzumab, over one-third of the patients in our study had received dual  
175 anti-HER2 blockade with trastuzumab and pertuzumab, making it more clinically applicable to current clinical  
176 practice (17). In China, pertuzumab was approved for the treatment of HER2-positive breast cancer in the  
177 adjuvant setting in 2018, and has been covered by medical insurance since 2020. The PERSIST study started  
178 in 2019, thus the proportion of eligible patients who received trastuzumab and pertuzumab in our study was  
179 relatively high.

180 Currently, only neratinib has been approved by Food and Drug Administration in the extended adjuvant setting  
181 for patients with HER2-positive early or locally advanced breast cancer. In the 2023 National Comprehensive  
182 Cancer Network guidelines, it has been recommended for the treatment of high-risk, HR-positive, HER2-  
183 positive breast cancer (18). In the ExteNET study, 1-year neratinib treatment after adjuvant trastuzumab  
184 significantly improved iDFS in patients with HER2-positive breast cancer, with a 2-year iDFS rate of 93.9% in  
185 the neratinib group and 91.6% in the placebo group (9, 16). In our study, the 2-year iDFS rate was 94.59%,  
186 comparable to that in the ExteNET study.

187 In terms of subgroup analyses, the HR-positive group seemed to show a numerically higher 2-year iDFS rate  
188 than the HR-negative group (96.74% vs. 92.77%). Consistently, similar results were observed in the ExteNET  
189 study. The underlying mechanism may involve cross-talk between HR and HER2 pathways (19, 20).  
190 Preclinical studies have shown that in estrogen receptor+/HER2+ cell lines, neratinib treatment also suppresses  
191 the activity of estrogen reporter (21). In the present study, adjuvant endocrine therapy was recommended for  
192 patients with HR-positive disease when treated with pyrotinib, which may generate synergistic effects (22, 23).  
193 Regarding duration of treatment, the results showed that the 2-year iDFS rate was numerically higher with 1-  
194 year pyrotinib treatment (94.90%) versus 6-month pyrotinib treatment (90.32%). In the adjuvant setting, a  
195 phase III PHARE trial compared 1-year adjuvant trastuzumab with 6-month treatment, and the non-inferiority  
196 was not achieved for disease-free survival. Therefore, 1-year adjuvant trastuzumab remained the standard  
197 treatment (24). Further studies are warranted to find the optimal duration of extended adjuvant pyrotinib.

198 Adjuvant treatment regimens before extended adjuvant treatment may also be associated with iDFS. In the  
199 present study, the 2-year iDFS rate was 93.48% and 97.30% in the trastuzumab subgroup and trastuzumab plus  
200 pertuzumab subgroup, respectively. The APHINITY study demonstrated a significantly improved iDFS with  
201 adjuvant trastuzumab plus pertuzumab than with adjuvant trastuzumab alone (25). Therefore, the iDFS benefits  
202 may last and affect the results in the extended adjuvant period.

203 None of the patients in the PERSIST study received trastuzumab emtansine (T-DM1), which is now a standard  
204 of care for HER2-positive patients with residual cancer after neoadjuvant therapy based on the phase III



205 KATHERINE trial (26). Since T-DM1 was approved in China in 2020 and was not covered by medical  
206 insurance until 2023, it has not been widely used in clinical practice. Recently, a real-world study showed that  
207 patients with metastatic breast cancer could benefit from pyrotinib-based therapy after T-DM1 treatment (27).  
208 Therefore, patients with high-risk breast cancer may also benefit from extended adjuvant pyrotinib after being  
209 treated with T-DM1 in the adjuvant setting, which needs further investigation.

210 Regarding adverse events, diarrhea was the major safety concern in the present study, leading to treatment  
211 discontinuation in eight patients. This adverse event as well as vomiting and nausea are TKI-related common  
212 adverse events. The underlying mechanisms of these adverse events are not clear yet, and the mainstream  
213 hypothesis is that the growth and healing of epithelial cells in gastrointestinal tract are inhibited by TKIs (28,  
214 29). In the present study, 43 (30.5%) patients experienced grade 3 diarrhea, which were consistent with  
215 previous studies of pyrotinib (11, 30). Noteworthy, primary prophylaxis was not mandatory in this PERSIST  
216 trial. Currently, loperamide hydrochloride has been found to significantly alleviate symptoms of diarrhea and  
217 reduce diarrhea-related treatment discontinuation. It has been recommended for patients treated with pyrotinib  
218 (31). In the PANDORA trial of pyrotinib plus docetaxel, the incidence of diarrhea was significantly lower in  
219 the loperamide prophylaxis group (8.9%) compared with the non-prophylaxis group (38.2%) (32). In the  
220 CONTROL trial, all cohorts that received loperamide prophylaxis and the dose escalation cohort of neratinib  
221 exhibited lower grade 3 diarrhea rates and fewer instances of diarrhea-related treatment discontinuation  
222 compared with ExteNET (33). The above two studies indicated that pyrotinib-related diarrhea could be  
223 controlled with prophylaxis or dose modification.

224 There are several limitations in the present study. Firstly, our study was a single-arm study without control  
225 group. Secondly, patients who received T-DM1 therapy in the adjuvant setting were not enrolled. Thirdly, 27.0%  
226 of patients did not complete 1-year extended adjuvant pyrotinib due to COVID-19 pandemic or personal  
227 reasons. Finally, the follow-up time was short. A phase III clinical trial (NCT03980054) of extended adjuvant  
228 pyrotinib in patients with high-risk HER2-positive breast cancer is ongoing, which will further demonstrate the  
229 efficacy of extended adjuvant TKI and bring new hope for patients with high-risk HER2-positive breast cancer.

## 230 **Conclusions**

231 Our study suggests the potential of extended adjuvant pyrotinib in patients with high-risk HER2-positive early  
232 or locally advanced breast cancer after trastuzumab-based adjuvant therapy. The follow-up is ongoing to  
233 determine the long-term benefit of extended adjuvant pyrotinib.

234



235 **Author contributions**

236 **Huiqiang Huang:** Conceptualization (Equal); Resources (Equal); Visualization (Equal); **Zhaosheng Ma:**  
237 Conceptualization (Equal); Investigation (Equal); Writing – original draft (Equal); **Zenggui Wu:** Investigation  
238 (Equal); Methodology (Equal); Writing – original draft (Equal); **Weizhu Wu:** Formal analysis (Equal);  
239 Methodology (Equal); Software (Equal); Writing – original draft (Equal); **Ouchen Wang:** Methodology  
240 (Equal); Resources (Equal); Writing – review & editing (Equal); **Binbin Cui:** Investigation (Equal); Project  
241 administration (Equal); Software (Equal); **Xiaotao Zhu:** Investigation (Equal); Resources (Equal); Writing –  
242 original draft (Equal); **Jing Hao:** Investigation (Equal); Writing – original draft (Equal); Writing – review &  
243 editing (Equal); **Xiaochun Ji:** Conceptualization (Equal); Supervision (Equal); **Zhanwen Li:** Methodology  
244 (Equal); Project administration (Equal); Resources (Equal); **Deyou Tao:** Software (Equal); Validation (Equal);  
245 **Qingjing Feng:** Methodology (Equal); Supervision (Equal); Validation (Equal); Writing – original draft  
246 (Equal); **Wei Lin:** Methodology (Equal); Supervision (Equal); Writing – original draft (Equal); Writing –  
247 review & editing (Equal); **Dongbo Shi:** Supervision (Equal); Validation (Equal); Visualization (Equal);  
248 Writing – original draft (Equal); Writing – review & editing (Equal); **Jingde Shu:** Software (Equal); Writing –  
249 review & editing (Equal); **Jichun Zhou:** Methodology (Equal); Supervision (Equal); Validation (Equal);  
250 Writing – review & editing (Equal); **Shifen Huang:** Resources (Equal); Writing – review & editing (Equal)

251 **Acknowledgements**

252 We thank all the patients who participated in this trial and their families, as well as the investigators and staff.  
253 We thank Yan Luo (Department of Medical Affairs, Jiangsu Hengrui Pharmaceuticals Co., Ltd.) for data  
254 interpretation and Yunning Yang (Department of Medical Affairs, Jiangsu Hengrui Pharmaceuticals Co., Ltd.)  
255 for medical writing assistance according to Good Publication Practice Guidelines.

256 **Funding**

257 None.

258 **Conflict of interest statement**

259 The authors declare no conflict of interests.

260 **Ethics approval and consent to participate**

261 The study protocol was approved by the institutional ethics committee of Taizhou Hospital of Zhejiang  
262 Province and all other participating centers, and the trial was performed in accordance with the 2013  
263 Declaration of Helsinki. Written informed consent was obtained from all participants.

264 **Clinical trial registration number**

265 This trial was registered at ClinicalTrials.gov (NCT05880927).

266 **Data availability statement**

267 Data supporting the findings of this study are available from the corresponding author upon reasonable request.

268

269

270

## References

- 271 1 Siegel R, Ma J, Zou Z and Jemal A: Cancer statistics, 2014. CA: a Cancer Journal For  
272 Clinicians *64(1)*, 2014. PMID: Q1, DOI: 10.3322/caac.21208
- 273 2 Loibl S and Gianni L: Her2-positive breast cancer. Lancet (London, England)  
274 *389(10087)*: 2415-2429, 2017. PMID: Q1, DOI: 10.1016/S0140-6736(16)32417-5
- 275 3 Perez EA, Romond EH, Suman VJ, Jeong J-H, Sledge G, Geyer CE, Martino S, Rastogi  
276 P, Gralow J, Swain SM, Winer EP, Colon-Otero G, Davidson NE, Mamounas E,  
277 Zujewski JA and Wolmark N: Trastuzumab plus adjuvant chemotherapy for human  
278 epidermal growth factor receptor 2-positive breast cancer: Planned joint analysis of  
279 overall survival from nsabp b-31 and ncctg n9831. Journal of Clinical Oncology : Official  
280 Journal of the American Society of Clinical Oncology *32(33)*: 3744-3752, 2014. PMID:  
281 Q1, DOI: 10.1200/JCO.2014.55.5730
- 282 4 Cameron D, Piccart-Gebhart MJ, Gelber RD, Procter M, Goldhirsch A, de Azambuja E,  
283 Castro G, Untch M, Smith I, Gianni L, Baselga J, Al-Sakaff N, Lauer S, McFadden E,  
284 Leyland-Jones B, Bell R, Dowsett M and Jackisch C: 11 years' follow-up of trastuzumab  
285 after adjuvant chemotherapy in her2-positive early breast cancer: Final analysis of the  
286 herceptin adjuvant (hera) trial. Lancet (London, England) *389(10075)*: 1195-1205, 2017.  
287 PMID: Q1, DOI: 10.1016/S0140-6736(16)32616-2
- 288 5 Wolff AC, Hammond MEH, Hicks DG, Dowsett M, McShane LM, Allison KH, Allred  
289 DC, Bartlett JMS, Bilous M, Fitzgibbons P, Hanna W, Jenkins RB, Mangu PB, Paik S,  
290 Perez EA, Press MF, Spears PA, Vance GH, Viale G and Hayes DF: Recommendations  
291 for human epidermal growth factor receptor 2 testing in breast cancer: American society  
292 of clinical oncology/college of american pathologists clinical practice guideline update.  
293 Journal of Clinical Oncology : Official Journal of the American Society of Clinical  
294 Oncology *31(31)*: 3997-4013, 2013. PMID: Q1, DOI: 10.1200/JCO.2013.50.9984
- 295 6 Piccart M, Procter M, Fumagalli D, de Azambuja E, Clark E, Ewer MS, Restuccia E,  
296 Jerusalem G, Dent S, Reaby L, Bonnefoi H, Krop I, Liu T-W, Pieńkowski T, Toi M,  
297 Wilcken N, Andersson M, Im Y-H, Tseng LM, Lueck H-J, Colleoni M, Monturus E,  
298 Sicoe M, Guillaume S, Bines J, Gelber RD, Viale G and Thomssen C: Adjuvant  
299 pertuzumab and trastuzumab in early her2-positive breast cancer in the aphinity trial: 6  
300 years' follow-up. Journal of Clinical Oncology : Official Journal of the American Society  
301 of Clinical Oncology *39(13)*: 1448-1457, 2021. PMID: Q1, DOI: 10.1200/JCO.20.01204
- 302 7 Holmes FA, Moy B, Delaloge S, Chia SKL, Ejlertsen B, Mansi J, Iwata H, Gnant M,  
303 Buyse M, Barrios CH, Silovski T, Šeparović R, Bashford A, Zotano AG, Denduluri N,  
304 Patt D, Gokmen E, Gore I, Smith JW, Loibl S, Masuda N, Tomašević Z, Petráková K,  
305 DiPrimeo D, Wong A, Martin M and Chan A: Overall survival with neratinib after  
306 trastuzumab-based adjuvant therapy in her2-positive breast cancer (extenet): A  
307 randomised, double-blind, placebo-controlled, phase 3 trial. European Journal of Cancer  
308 (Oxford, England : 1990) *184(48-59)*, 2023. PMID: Q1, DOI: 10.1016/j.ejca.2023.02.002
- 309 8 Lüftner D, Tesch H, Schmidt M, Hartkopf AD, Streicher S, Resch A, Genovese L, Rosé  
310 C, Valenti R and Harbeck N: Neratinib as extended adjuvant therapy in patients with  
311 copositive early breast cancer: German health technology assessment-driven analyses  
312 from the extenet study. European Journal of Cancer (Oxford, England : 1990) *150(268-*  
313 *277)*, 2021. PMID: Q1, DOI: 10.1016/j.ejca.2021.03.045
- 314 9 Martin M, Holmes FA, Ejlertsen B, Delaloge S, Moy B, Iwata H, von Minckwitz G,  
315 Chia SKL, Mansi J, Barrios CH, Gnant M, Tomašević Z, Denduluri N, Šeparović R,

- 316 Gokmen E, Bashford A, Ruiz Borrego M, Kim S-B, Jakobsen EH, Ciceniene A, Inoue K,  
317 Overkamp F, Heijns JB, Armstrong AC, Link JS, Joy AA, Bryce R, Wong A, Moran S,  
318 Yao B, Xu F, Auerbach A, Buyse M and Chan A: Neratinib after trastuzumab-based  
319 adjuvant therapy in her2-positive breast cancer (extenet): 5-year analysis of a randomised,  
320 double-blind, placebo-controlled, phase 3 trial. *The Lancet Oncology* 18(12): 1688-1700,  
321 2017. PMID, DOI:  
322 10 Blair HA: Pyrotinib: First global approval. *Drugs* 78(16): 1751-1755, 2018. PMID,  
323 DOI: 10.1007/s40265-018-0997-0  
324 11 Ma F, Ouyang Q, Li W, Jiang Z, Tong Z, Liu Y, Li H, Yu S, Feng J, Wang S, Hu X,  
325 Zou J, Zhu X and Xu B: Pyrotinib or lapatinib combined with capecitabine in her2-  
326 positive metastatic breast cancer with prior taxanes, anthracyclines, and/or trastuzumab:  
327 A randomized, phase ii study. *Journal of Clinical Oncology : Official Journal of the*  
328 *American Society of Clinical Oncology* 37(29): 2610-2619, 2019. PMID: Q1, DOI:  
329 10.1200/JCO.19.00108  
330 12 Guan X, Ma F, Li Q, Chen S, Lan B, Fan Y, Wang J, Luo Y, Cai R, Zhang P, Li Q  
331 and Xu B: Survival benefit and biomarker analysis of pyrotinib or pyrotinib plus  
332 capecitabine for patients with her2-positive metastatic breast cancer: A pooled analysis of  
333 two phase i studies. *Biomarker Research* 11(1): 21, 2023. PMID: Q1, DOI:  
334 10.1186/s40364-023-00453-0  
335 13 Xu B, Yan M, Ma F, Hu X, Feng J, Ouyang Q, Tong Z, Li H, Zhang Q, Sun T, Wang  
336 X, Yin Y, Cheng Y, Li W, Gu Y, Chen Q, Liu J, Cheng J, Geng C, Qin S, Wang S, Lu J,  
337 Shen K, Liu Q, Wang X, Wang H, Luo T, Yang J, Wu Y, Yu Z, Zhu X, Chen C and Zou  
338 J: Pyrotinib plus capecitabine versus lapatinib plus capecitabine for the treatment of her2-  
339 positive metastatic breast cancer (phoebe): A multicentre, open-label, randomised,  
340 controlled, phase 3 trial. *The Lancet Oncology* 22(3): 351-360, 2021. PMID: Q1, DOI:  
341 10.1016/S1470-2045(20)30702-6  
342 14 Pyrotinib versus placebo in combination with trastuzumab and docetaxel as first line  
343 treatment in patients with her2 positive metastatic breast cancer (phila): Randomised,  
344 double blind, multicentre, phase 3 trial. *BMJ (Clinical Research ed)* 383(p2665, 2023.  
345 PMID: Q1, DOI: 10.1136/bmj.p2665  
346 15 Wu J, Jiang Z, Liu Z, Yang B, Yang H, Tang J, Wang K, Liu Y, Wang H, Fu P, Zhang  
347 S, Liu Q, Wang S, Huang J, Wang C, Wang S, Wang Y, Zhen L, Zhu X, Wu F, Lin X  
348 and Zou J: Neoadjuvant pyrotinib, trastuzumab, and docetaxel for her2-positive breast  
349 cancer (phedra): A double-blind, randomized phase 3 trial. *BMC Medicine* 20(1): 498,  
350 2022. PMID: Q1, DOI: 10.1186/s12916-022-02708-3  
351 16 Chan A, Delalogue S, Holmes FA, Moy B, Iwata H, Harvey VJ, Robert NJ, Silovski T,  
352 Gokmen E, von Minckwitz G, Ejlertsen B, Chia SKL, Mansi J, Barrios CH, Gnant M,  
353 Buyse M, Gore I, Smith J, Harker G, Masuda N, Petrakova K, Zotano AG, Iannotti N,  
354 Rodriguez G, Tassone P, Wong A, Bryce R, Ye Y, Yao B and Martin M: Neratinib after  
355 trastuzumab-based adjuvant therapy in patients with her2-positive breast cancer (extenet):  
356 A multicentre, randomised, double-blind, placebo-controlled, phase 3 trial. *The Lancet*  
357 *Oncology* 17(3): 367-377, 2016. PMID: Q1, DOI: 10.1016/S1470-2045(15)00551-3  
358 17 Burstein HJ, Curigliano G, Thürlimann B, Weber WP, Poortmans P, Regan MM, Senn  
359 HJ, Winer EP and Gnant M: Customizing local and systemic therapies for women with  
360 early breast cancer: The st. Gallen international consensus guidelines for treatment of  
361 early breast cancer 2021. *Annals of Oncology : Official Journal of the European Society*

362 For Medical Oncology 32(10): 1216-1235, 2021. PMID: Q1, DOI:  
363 10.1016/j.annonc.2021.06.023  
364 18 Bevers TB, Niell BL, Baker JL, Bennett DL, Bonaccio E, Camp MS, Chikarmane S,  
365 Conant EF, Eghtedari M, Flanagan MR, Hawley J, Helvie M, Hodgkiss L, Hoyt TL,  
366 Ivanovich J, Jochelson MS, Kulkarni S, Lancaster RB, Mauer C, Maxwell J, Patel BK,  
367 Pearlman M, Philpotts L, Plecha D, Plichta JK, Shakeri S, Smith ML, Streibert CL,  
368 Strigel RM, Tumyan L, Winkler NS, Wolverton DE, Bergman MA, Kumar R and  
369 Stehman K: Nccn guidelines® insights: Breast cancer screening and diagnosis, version  
370 1.2023. Journal of the National Comprehensive Cancer Network : JNCCN 21(9): 900-  
371 909, 2023. PMID: Q1, DOI: 10.6004/jnccn.2023.0046  
372 19 Nahta R and O'Regan RM: Therapeutic implications of estrogen receptor signaling in  
373 her2-positive breast cancers. Breast Cancer Research and Treatment 135(1): 39-48, 2012.  
374 PMID: Q2, DOI: 10.1007/s10549-012-2067-8  
375 20 Pegram M, Jackisch C and Johnston SRD: Estrogen/her2 receptor crosstalk in breast  
376 cancer: Combination therapies to improve outcomes for patients with hormone receptor-  
377 positive/her2-positive breast cancer. NPJ Breast Cancer 9(1): 45, 2023. PMID: Q1, DOI:  
378 10.1038/s41523-023-00533-2  
379 21 Sudhan DR, Schwarz LJ, Guerrero-Zotano A, Formisano L, Nixon MJ, Croessmann S,  
380 González Ericsson PI, Sanders M, Balko JM, Avogadri-Connors F, Cutler RE, Lalani AS,  
381 Bryce R, Auerbach A and Arteaga CL: Extended adjuvant therapy with neratinib plus  
382 fulvestrant blocks er/her2 crosstalk and maintains complete responses of er+/her2+ breast  
383 cancers: Implications to the extenet trial. Clinical Cancer Research : an Official Journal  
384 of the American Association For Cancer Research 25(2): 771-783, 2019. PMID: Q1, DOI:  
385 10.1158/1078-0432.CCR-18-1131  
386 22 Hu Z-Y, Yan M, Xiong H, Ran L, Zhong J, Luo T, Sun T, Xie N, Liu L, Yang X,  
387 Xiao H, Li J, Liu B and Ouyang Q: Pyrotinib in combination with letrozole for hormone  
388 receptor-positive, human epidermal growth factor receptor 2-positive metastatic breast  
389 cancer (pleherm): A multicenter, single-arm, phase ii trial. BMC Medicine 21(1): 226,  
390 2023. PMID: Q1, DOI: 10.1186/s12916-023-02943-2  
391 23 Zhang J, Meng Y, Wang B, Wang L, Cao J, Tao Z, Li T, Yao W and Hu X:  
392 Dalpiciclib combined with pyrotinib and letrozole in women with her2-positive, hormone  
393 receptor-positive metastatic breast cancer (lordships): A phase ib study. Frontiers In  
394 Oncology 12(775081), 2022. PMID: Q2, DOI: 10.3389/fonc.2022.775081  
395 24 Pivot X, Romieu G, Debled M, Pierga J-Y, Kerbrat P, Bachelot T, Lortholary A, Espié  
396 M, Fumoleau P, Serin D, Jacquin J-P, Jouannaud C, Rios M, Abadie-Lacourtoisie S,  
397 Venat-Bouvet L, Cany L, Catala S, Khayat D, Gambotti L, Pauporté I, Faure-Mercier C,  
398 Paget-Bailly S, Henriques J and Grouin JM: 6 months versus 12 months of adjuvant  
399 trastuzumab in early breast cancer (phare): Final analysis of a multicentre, open-label,  
400 phase 3 randomised trial. Lancet (London, England) 393(10191): 2591-2598, 2019.  
401 PMID: Q1, DOI: 10.1016/S0140-6736(19)30653-1  
402 25 von Minckwitz G, Procter M, de Azambuja E, Zardavas D, Benyunes M, Viale G,  
403 Suter T, Arahmani A, Rouchet N, Clark E, Knott A, Lang I, Levy C, Yardley DA, Bines  
404 J, Gelber RD, Piccart M and Baselga J: Adjuvant pertuzumab and trastuzumab in early  
405 her2-positive breast cancer. The New England journal of medicine 377(2): 122-131, 2017.  
406 PMID, DOI: 10.1056/NEJMoa1703643

407 26 von Minckwitz G, Huang C-S, Mano MS, Loibl S, Mamounas EP, Untch M, Wolmark  
408 N, Rastogi P, Schneeweiss A, Redondo A, Fischer HH, Jacot W, Conlin AK, Arce-  
409 Salinas C, Wapnir IL, Jackisch C, DiGiovanna MP, Fasching PA, Crown JP, Wülfing P,  
410 Shao Z, Rota Caremoli E, Wu H, Lam LH, Tesarowski D, Smitt M, Douthwaite H, Singel  
411 SM and Geyer CE: Trastuzumab emtansine for residual invasive her2-positive breast  
412 cancer. *The New England Journal of Medicine* 380(7): 617-628, 2019. PMID: Q1, DOI:  
413 10.1056/NEJMoa1814017  
414 27 Liang X, Gui X, Yan Y, Di L, Liu X, Li H and Song G: Long-term outcome analysis  
415 of pyrotinib in patients with her2-positive metastatic breast cancer and brain metastasis:  
416 A real-world study. *The Oncologist* 29(2): e198-e205, 2024. PMID: Q1, DOI:  
417 10.1093/oncolo/oyad228  
418 28 Shyam Sunder S, Sharma UC and Pokharel S: Adverse effects of tyrosine kinase  
419 inhibitors in cancer therapy: Pathophysiology, mechanisms and clinical management.  
420 *Signal Transduction and Targeted Therapy* 8(1): 262, 2023. PMID: Q1, DOI:  
421 10.1038/s41392-023-01469-6  
422 29 Secombe KR, Van Seville YZA, Mayo BJ, Coller JK, Gibson RJ and Bowen JM:  
423 Diarrhea induced by small molecule tyrosine kinase inhibitors compared with  
424 chemotherapy: Potential role of the microbiome. *Integrative Cancer Therapies*  
425 19(1534735420928493, 2020. PMID: Q2, DOI: 10.1177/1534735420928493  
426 30 Guan X, Ma F, Li Q, Chen S, Fan Y, Wang J, Luo Y, Zhang P, Li Q and Xu B:  
427 Pyrotinib plus capecitabine could significantly improve overall survival in her2-positive  
428 metastatic breast cancer. *Signal Transduction and Targeted Therapy* 8(1): 118, 2023.  
429 PMID: Q1, DOI: 10.1038/s41392-023-01322-w  
430 31 Fang C, Wen J, Kang M, Zhang Y, Chen Q and Ren L: Incidence and management of  
431 pyrotinib-associated diarrhea in her2-positive advanced breast cancer patients. *Annals of*  
432 *Palliative Medicine* 11(1): 210-216, 2022. PMID, DOI: 10.21037/apm-21-3978  
433 32 Zheng Y, Cao W-M, Shao X, Shi Y, Cai L, Chen W, Liu J, Shen P, Chen Y, Wang X,  
434 Li H, Li M, Chen Z and Wang X: Pyrotinib plus docetaxel as first-line treatment for her2-  
435 positive metastatic breast cancer: The pandora phase ii trial. *Nature Communications*  
436 14(1): 8314, 2023. PMID: Q1, DOI: 10.1038/s41467-023-44140-y  
437 33 Barcenas CH, Hurvitz SA, Di Palma JA, Bose R, Chien AJ, Iannotti N, Marx G,  
438 Brufsky A, Litvak A, Ibrahim E, Alvarez RH, Ruiz-Borrego M, Chan N, Manalo Y,  
439 Kellum A, Trudeau M, Thirlwell M, Garcia Saenz J, Hunt D, Bryce R, McCulloch L,  
440 Rugo HS, Tripathy D and Chan A: Improved tolerability of neratinib in patients with  
441 her2-positive early-stage breast cancer: The control trial. *Annals of oncology : official*  
442 *journal of the European Society for Medical Oncology* 31(9): 1223-1230, 2020. PMID,  
443 DOI:  
444  
445



446 **Table 1.** Baseline characteristics of patients in the full analysis set

<b>Variables</b>	<b>All (n=141)</b>
<b>Age (years), median (range)</b>	50 (25-72)
<b>T stage, n (%)</b>	
T1	43 (30.5%)
T2	83 (58.9%)
T3	11 (7.8%)
T4	2 (1.4%)
Unable to determine	2 (1.4%)
<b>Nodal status, n (%)</b>	
Negative	34 (24.1%)
1-3 positive nodes	49 (34.8%)
>3 positive nodes	58 (41.1%)
<b>Hormone receptor status, n (%)</b>	
Negative (ER and PR negative)	77 (54.6%)
Positive (ER positive, PR positive, or both)	64 (45.4%)
<b>Ki-67, n (%)</b>	
≥20%	119 (84.4%)
<20%	22 (15.6%)
<b>Previous neoadjuvant therapy, n (%)</b>	26 (17.7%)
<b>Previous adjuvant therapy, n (%)</b>	
Trastuzumab	92 (65.2%)
Trastuzumab plus pertuzumab	49 (34.8%)

447 ER, estrogen receptor; PR, progesterone receptor.

448 Tumors were assessed as being ER or PR positive with a threshold of 1%.

449

450 **Table 2.** Treatment-emergent adverse events occurring in at least 10% of the patients.

Events, n (%)	All (n=141)	
	Any grade	Grade 3
Diarrhea	112 (79.4%)	43 (30.5%)
Fatigue	52 (36.9%)	0
Lymphocyte count decreased	52 (36.9%)	0
Nausea	47 (33.3%)	0
Hand-foot syndrome	47 (33.3%)	1 (0.7%)
Hyperuricemia	33 (23.4%)	0
White blood cell count decreased	26 (18.4%)	0
Dizziness	26 (18.4%)	0
Anemia	24 (17.0%)	0
Vomiting	22 (15.6%)	0
Headache	19 (13.5%)	0
Creatinine increased	17 (12.1%)	0
Neutrophil count decreased	16 (11.3%)	0

451

452



453 **Figure legends**

454 **Figure 1.** Study flowchart.

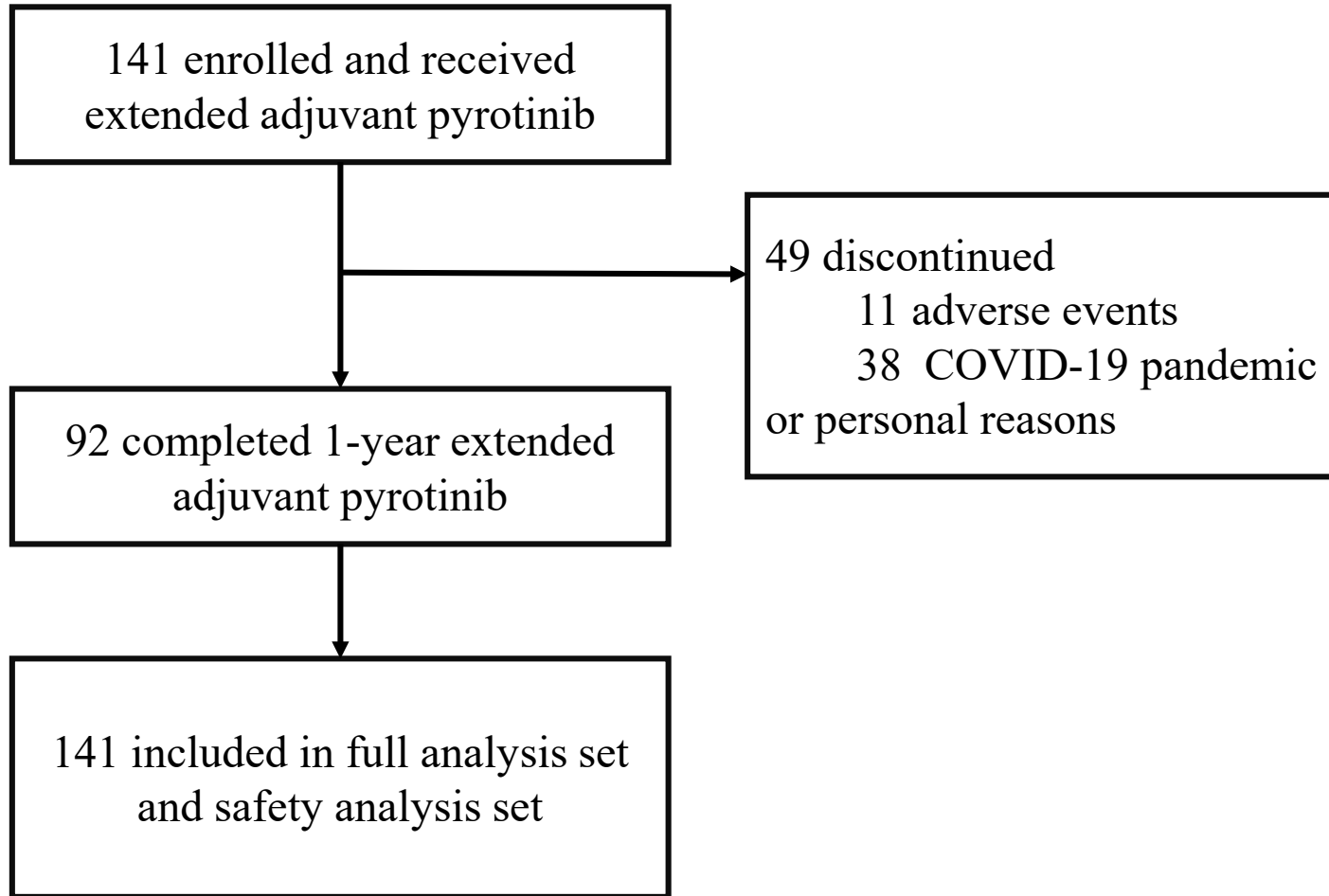
455 **Figure 2.** Invasive disease-free survival in the full analysis set.

456 **Figure 3.** Invasive disease-free survival in subgroups. (A) Treatment duration of pyrotinib (1  
457 year vs. 6 months). (B) Hormone receptor status (positive vs. negative). (C) Node status (positive  
458 vs. negative). (D) Adjuvant regimen before extended adjuvant pyrotinib (trastuzumab vs.  
459 trastuzumab plus pertuzumab).

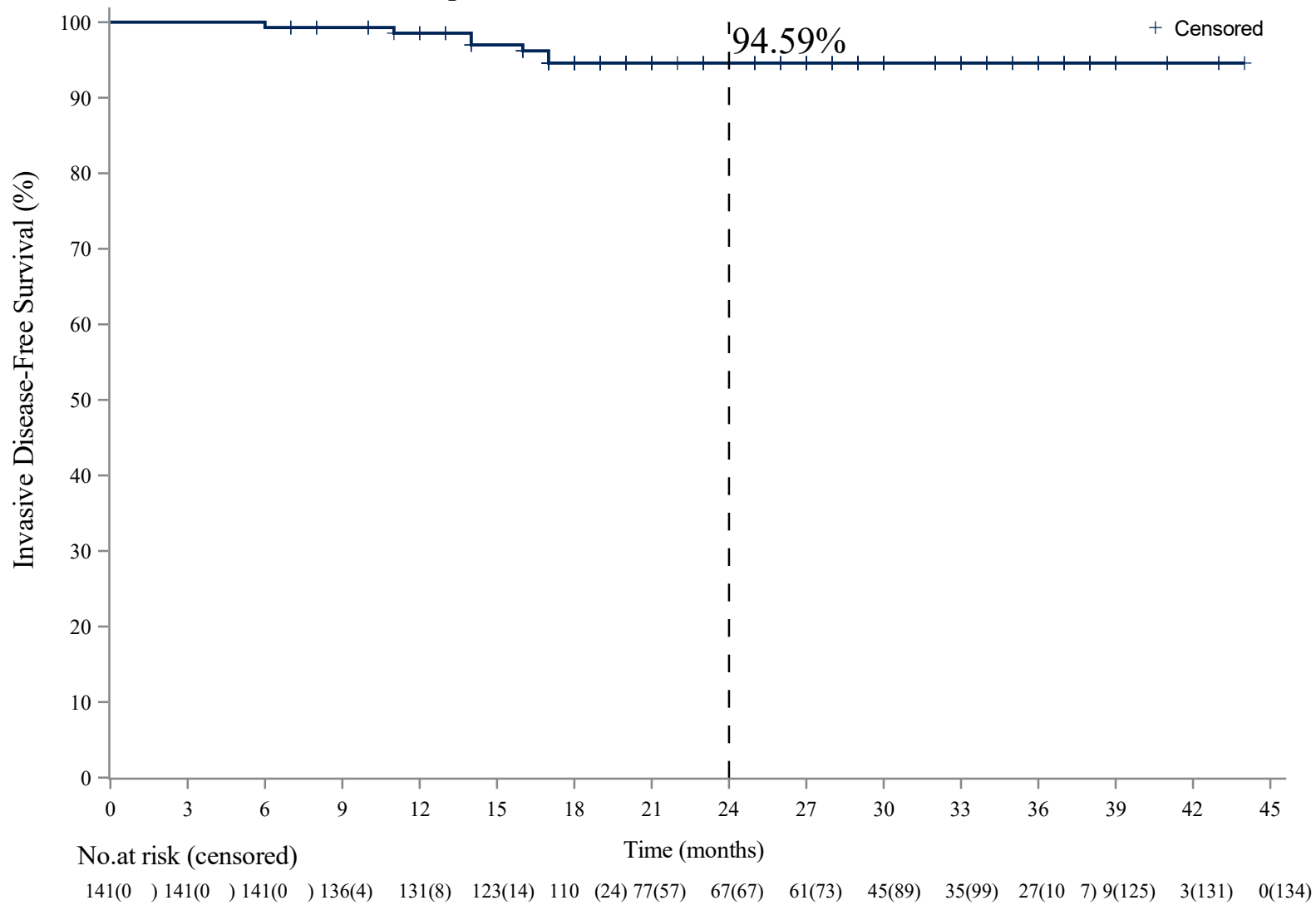
460

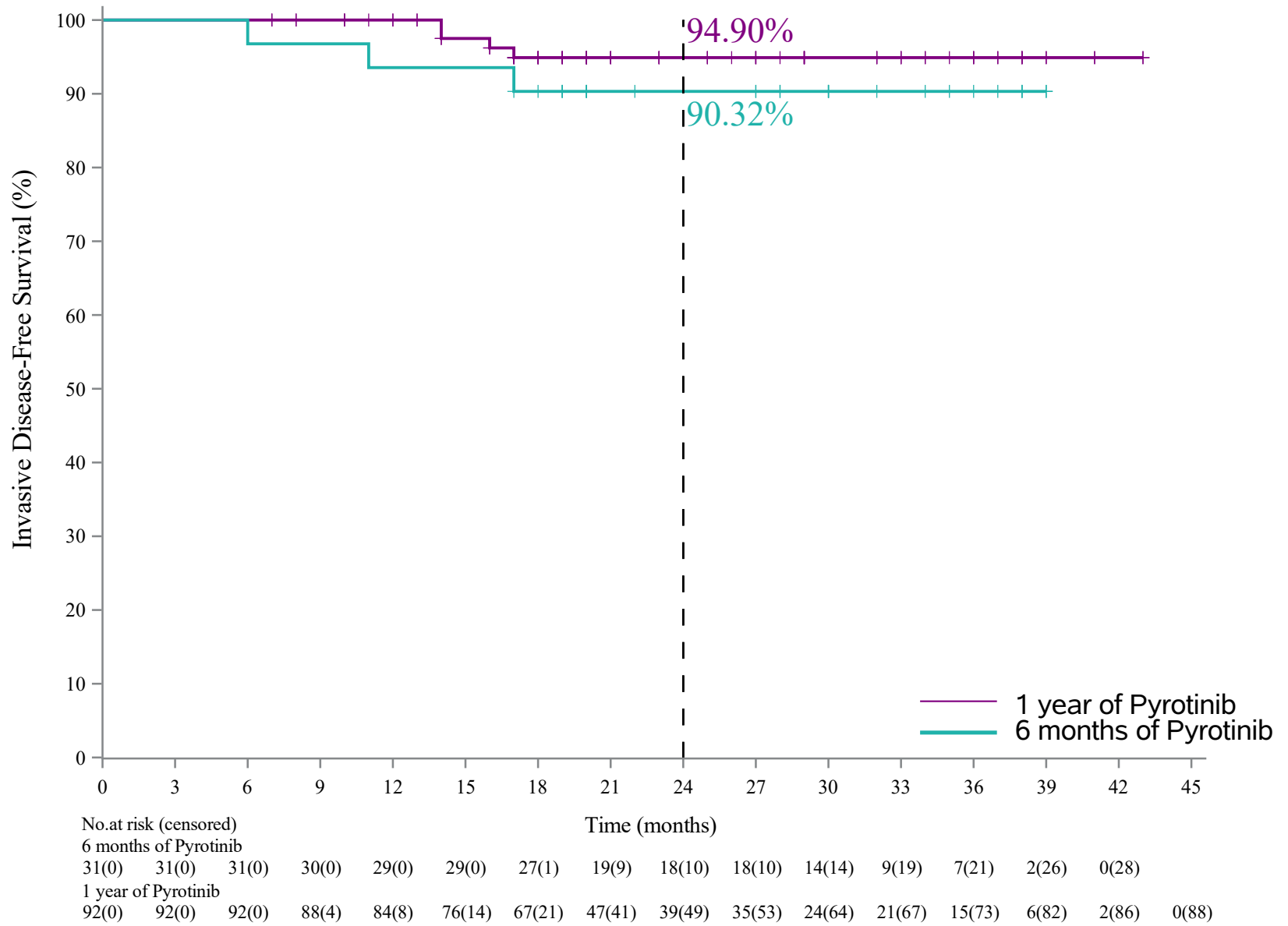
461

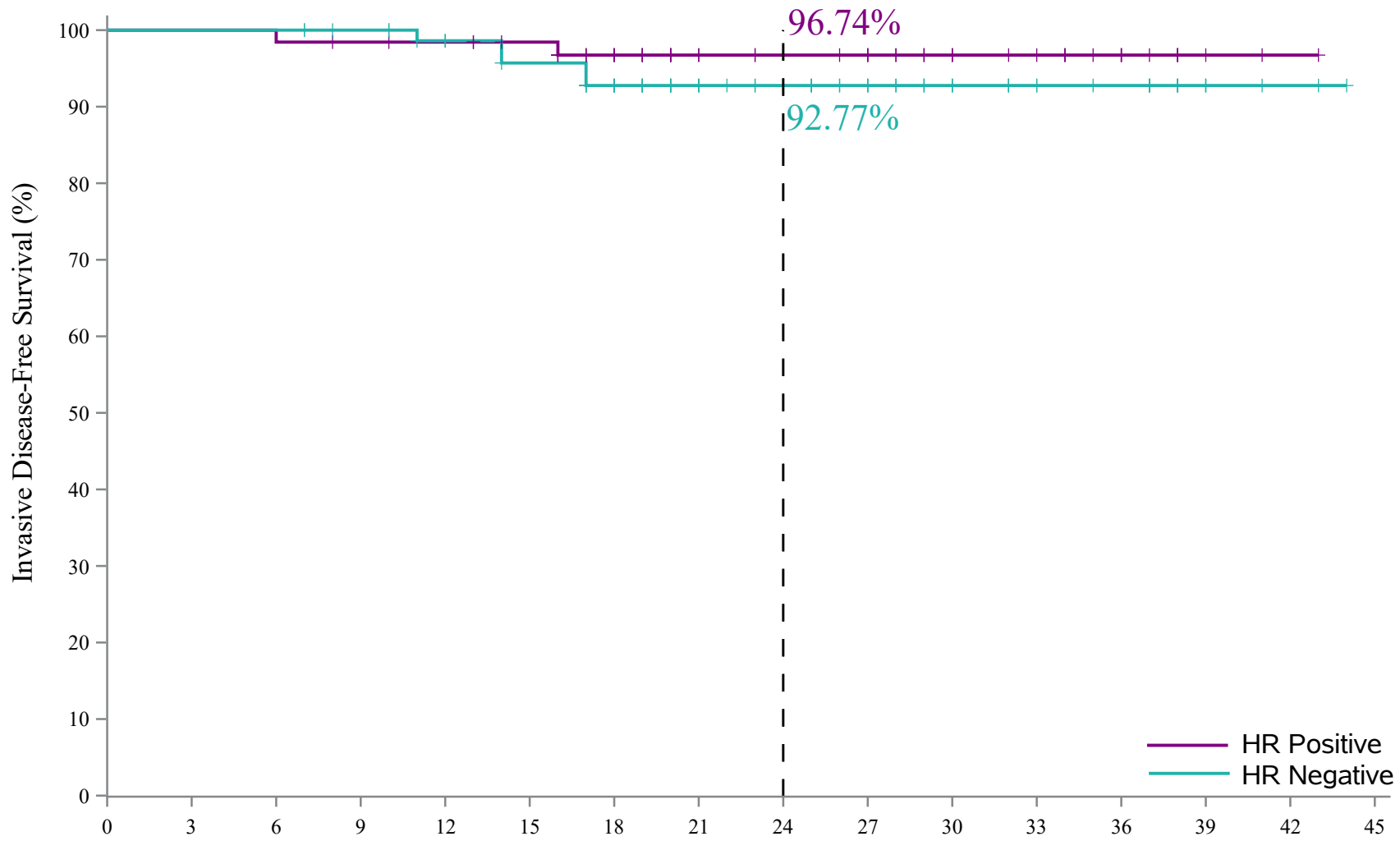
462



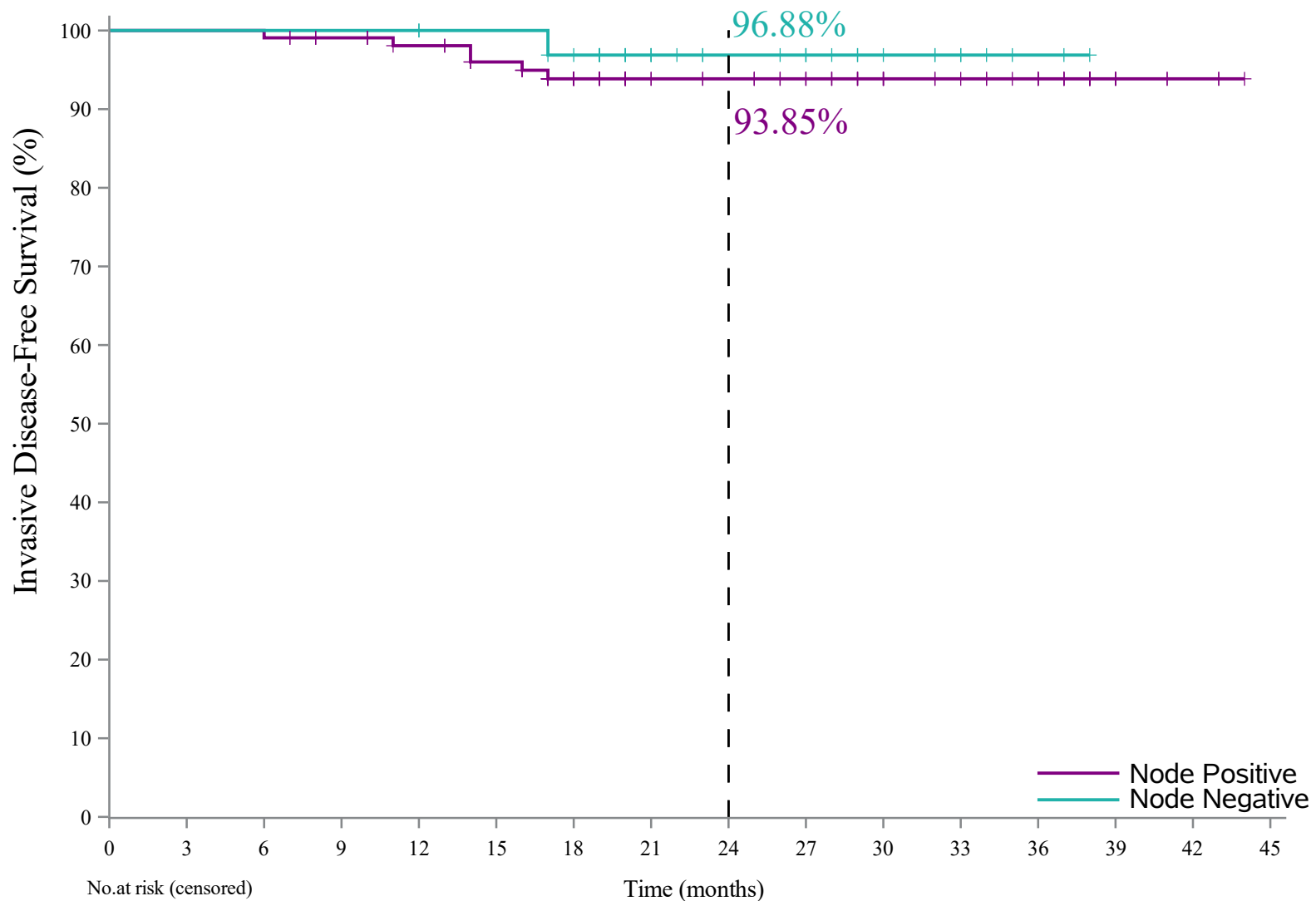
### Kaplan-Meier Plot for invasive Disease-free Survival







No.at risk (censored)		Time (months)															
HR Positive		0	3	6	9	12	15	18	21	24	27	30	33	36	39	42	45
HR Positive	64(0)	64(0)	64(0)	62(1)	61(2)	58(5)	51(11)	35(27)	31(31)	30(32)	22(40)	18(44)	13(49)	3(59)	1(61)	0(62)	
HR Negative	77(0)	77(0)	77(0)	74(3)	70(6)	65(9)	59(13)	42(30)	36(36)	31(41)	23(49)	17(55)	14(58)	6(66)	2(70)	0(72)	



No.at risk (censored)		Time (months)															
Node Positive		107(0)	107(0)	107(0)	102(4)	97(8)	91(12)	80(21)	55(46)	51(50)	46(55)	36(65)	29(72)	25(76)	9(92)	3(98)	0(101)
Node Negative		34(0)	34(0)	34(0)	34(0)	34(0)	32(2)	30(3)	22(11)	16(17)	15(18)	9(24)	6(27)	2(31)	0(33)		

