

1 A Cross-Sectional Study on HPV Vaccine Awareness, Vaccination  
2 Willingness and Associated Factors among Male Healthcare Workers in  
3 Ethnic Minority-populated Areas in Southern China

4 Chunlin Qin<sup>1</sup>, Nian Jiang<sup>2</sup>, Guorong Tang<sup>1</sup>, Yun Zhou<sup>1</sup>, Qingqing Liang<sup>3\*,#a</sup>

5

6

7 1. Guilin Center for Disease Control and Prevention, Guilin 541001, China

8

9 2. College of Public Health, Guilin Medical University, Guilin 541001, China

10

11 3. Guilin Health and Family Planning Information Centre, Guilin 541001, China

12

13 <sup>#a</sup>Current address: Northwest corner of intersection of Fenghuang Road and Shatang Road, Lingui  
14 District, Guilin, Guangxi Zhuang Autonomous Region, China.

15

16

17 \*Corresponding author

18 E-mail: [361625806@qq.com](mailto:361625806@qq.com)

19

20 **Abstract**

21 **Introduction:** Human papillomavirus (HPV) is a common sexually transmitted disease (STD) with a

22 very high prevalence in the male population, resulting in an increasing burden of HPV-related diseases.

23 HPV vaccines are the most effective measure to control HPV infection. However, male HPV vaccine

24 has not been approved for mainland China.

25 **Objective:** To assess awareness, willingness and associated factors of the HPV vaccine among male

26 healthcare workers in ethnic minority-populated areas in southern China. To provide a reference basis

27 for the formulation of promotion strategy for male HPV vaccine after its approval in mainland China.

**NOTE: This preprint reports new research that has not been certified by peer review and should not be used to guide clinical practice.**

28 **Methods:** A web-based questionnaire survey on the awareness and willingness to receive HPV vaccine  
29 among male healthcare workers in the surveyed areas was conducted using a convenience sampling  
30 method, and chi-square test or Fisher's exact test and logistic regression analyses were used to analyze  
31 and explore the associated factors.

32 **Results:** Respondents' HPV vaccine awareness and willingness to vaccinate were 74.55% (1,066/1,430)  
33 and 80.94% (1,087/1,343, exclusion of vaccinated respondents) respectively. Respondents aged 30~44  
34 and  $\geq 45$ , intermediate title, and per capita monthly household income of CNY 3,000~4,000 were  
35 discovered to have a correlation with awareness of HPV vaccine (all  $p < 0.05$ ). While, technicians and  
36 other occupations (excluding doctors and nurses), with a position, senior title, and ware of HPV  
37 vaccine were discovered to have a correlation with willingness to vaccinate (all  $p < 0.05$ ). The belief that  
38 the vaccine can prevent HPV infection was the main reason for participants' willing to get HPV vaccine  
39 (91.48% 1,074/1,174). while, believing that they are not at risk of contracting HPV and the high price  
40 of HPV vaccine are major barriers to increasing willingness to vaccinate. The most important  
41 motivation that could promote receiving the vaccine was the provision of information on the efficacy  
42 and safety of the HPV vaccine.

43 **Conclusions:** Male healthcare workers have a high awareness of HPV vaccine and a high willingness  
44 of for HPV vaccination in the surveyed areas. Strengthening health education, including HPV vaccine  
45 in immunization programmes or health insurance subsidies, and lowering the cost of vaccination will  
46 help increase their willingness for HPV vaccination.

47 **Keywords:** Human Papilloma Virus; vaccination; awareness; willingness, associated factors; male  
48 healthcare workers; China

## 49 1. Introduction

50 Human papillomavirus (HPV) can infect human epithelial cells, including genital and oral  
51 mucosal epithelium, posing a serious threat to human health. According to the severity of pathogenicity,  
52 HPV is classified into low-risk and high-risk types, where low-risk types can lead to anal and genital  
53 warts, while persistent infection with high-risk types can cause precancerous lesions that eventually  
54 transform into tumors, such as cervical, penile, and oropharyngeal cancers, et al 12. HPV is the most  
55 common sexually transmitted infection, and the likelihood of HPV infection during the sexually active  
56 phase of the life of a man and a woman is 90% and 80%, respectively 3. Various evidences suggest that  
57 HPV infection is more common in the male population, and associated diseases caused by HPV  
58 infection are at a high prevalence among men of all ages around the world 46.

59 The burden of HPV-associated disease is huge, with anogenital warts incidence of  
60 103~168/100,000 per year in the male population and increasing rapidly at a rate of 2% per year 78,  
61 and the risk of HPV-associated anogenital disease is higher, particularly in the MSM population 9.  
62 Global Cancer Statistics 2020 reported age-standardized incidence rates of oropharyngeal and anal  
63 cancers in men of 1.8/100,000 and 0.5/100,000, respectively, and an estimated 22,000 additional cases  
64 of penile cancers per year globally, with approximately 40% of penile cancers being caused by HPV  
65 infection 1011.

66 Fortunately, HPV vaccines are effective in preventing infection among several oncogenic HPV  
67 subtypes and have become the most effective intervention for controlling HPV-related diseases 12.  
68 Studies have shown that HPV vaccination in girls and women's populations has demonstrated  
69 protection against HPV-associated disease 13, and extending vaccination to boys and adult men may

70 significantly reduce the burden of disease. The current quadrivalent and nine-valent HPV vaccines  
71 were licensed in the European Union in 2006 and 2015, respectively, as an important preventive  
72 measure against HPV-related diseases in men 14. The quadrivalent HPV vaccine was found to be  
73 consistently effective in preventing anogenital warts for at least 10 years, with an efficacy rate of 90%  
74 15. A 10-year randomized controlled study in people aged 16~26 years showed that in a heterosexual  
75 male population, the incidence of penile cancer, anal intraepithelial neoplasia, and anal cancer  
76 associated with HPV-6, HPV-11, HPV-16, and HPV-18 infections in HPV-vaccinated individuals was  
77 43.4%, 59.0%, and 7.7% lower, respectively, compared to unvaccinated individuals 16. A  
78 meta-analysis that included 6,000 HPV vaccine recipients showed that HPV vaccination resulted in a  
79 48% decrease in the detection of anal-genital warts in boys aged 15~19 years and a 32% decrease in  
80 men aged 20~24 years 17. Nonetheless, HPV vaccination rates remain very low in the male population.  
81 As of 2019, only 4% of men worldwide have been vaccinated against HPV 18. Due to the high cost of  
82 HPV vaccines, only a few countries around the world have included HPV vaccines for men and women  
83 in their immunization programs, such as Australia and the United States, and most countries, including  
84 China, have mainly focused on implementing vaccination in the girl and woman populations 19.

85 According to the Global Vaccination Agenda 2030, "making vaccines available to everyone,  
86 everywhere" and identifying "coverage and equity" of vaccination as a priority strategy 20. Gezimu W  
87 et al 21 concluded that vaccination of the female population alone is unlikely to alleviate human HPV  
88 infection and that males are still capable of carrying and transmitting the virus. In addition, the  
89 exclusion of men from vaccination program would also seem to run counter to gender equality  
90 initiatives and their sexual and reproductive health rights. The overall global goal is to eliminate  
91 HPV-related diseases by increasing HPV vaccination coverage and improving knowledge and

92 awareness of HPV vaccination 18. Aggressive promotion of HPV vaccination in the male population  
93 could contribute to the global improvement of HPV-related diseases. Lack of HPV vaccine-related  
94 knowledge among men is a barrier to vaccination 22. Healthcare workers play a very important role in  
95 HPV vaccine awareness and vaccination and promotion due to their occupation 2324. Therefore, assess  
96 HPV vaccine awareness and willingness to vaccinate among male healthcare workers is important in  
97 the global control of HPV infection and elimination of cervical cancer.

98 In 2019, an international vaccine manufacturer completed a phase III clinical trial of HPV  
99 vaccination in men 25. In 2023, several HPV vaccine manufacturers in China are conducting phase III  
100 clinical trials of the male nine-valent HPV vaccine , and some have already opened blind, and soon the  
101 male HPV vaccine will be available in China **Error! Reference source not found.**27.

102 Therefore, this study aimed to assess the awareness and willingness of male healthcare workers to  
103 receive HPV vaccine and its influencing factors in Guilin City, a minority-populated area in southern  
104 China, to provide a reference basis for the government to formulate a promotion strategy after the male  
105 HPV vaccine is approved.

## 106 **2. Materials and Methods**

### 107 *2.1. Study Design*

108 A cross-sectional survey was conducted on male healthcare workers in medical institutions and  
109 Centers for Disease Control and Prevention (CDC) under the jurisdiction from September to October  
110 2023 in Guilin city.

111 Guilin is located in the south of China, 1,960 kilometers from Beijing (the capital of China) and  
112 380 kilometers from Nanning (the regional capital of Guangxi Zhuang Autonomous Region), with 17

113 counties/districts, 147 townships/streets, and 1,894 community/village committees, and a resident  
114 population of 4,950,000 people in 2023, with a concentration of more than 10 ethnic minorities,  
115 including Zhuang, Miao, Yao, Dong, and Hui et al.

## 116 2.2. Questionnaire Design and Sample Size Determination

117 This study consulted the literature related to HPV vaccination and willingness to vaccinate based  
118 on previous studies 2829, referred to the Chinese Expert Consensus on the Clinical Application of  
119 Human Papilloma virus Vaccine 30, prepared a self-administered web questionnaire, and revised it  
120 after consulting 12 epidemiologists. Convenience sampling method was used to select male healthcare  
121 workers from medical institutions and CDC under the jurisdiction of the survey area as survey  
122 respondents. Inclusion criteria: 1. age  $\geq$  18 years old; 2. male; 3. place of employment was medical  
123 institutions and CDC under the jurisdiction of Guilin City. Exclusion criteria: those who could not  
124 satisfy the above 3 conditions at the same time.

125 The sample size was calculated using the single population proportion formula:  $n = \mu_{\alpha}^2 P(1-P) / \delta^2$ ,  
126 where  $n$  = the desired sample size, and  $P = 77.90\%$  (a result of survey of HPV vaccine-related  
127 knowledge in southern China by Chen S et al 31),  $\mu_{\alpha} = 1.96$  (critical value at 95% confidence level),  $\delta$   
128 = 5% (the margin of error) ,  $n = (1.96)^2 * 0.779 * (1-0.779) / (0.05)^2 = 265$ . For possible substandard  
129 response during the study, the final sample size was increased by 10% to  $n=265 * (1+10\%)$ . by adding  
130 that , the total sample size was 292.

## 131 2.3. Survey content and methodology

132 The questionnaire consisted of four sections: The first part is an introduction to the purpose and  
133 significance of this study, the principles of informed consent and confidentiality. The second part

134 contains the demographic information of the respondents, including age, area of residence, Institution  
135 level, Institution type, occupation, department type, education level, position, title, and per capita  
136 monthly household income. The third section covers the issue of HPV vaccine awareness. A total of  
137 eight questions were included, with a total of 15 scoring points, with 1 score for a correct choice and 0  
138 score for a wrong choice, and respondents with a cumulative score of  $\geq 9$  scores were classified as  
139 being aware of the HPV vaccine. The fourth part assessed respondents' attitudes toward receiving HPV  
140 vaccine, including willingness to vaccinate, willingness to pay for the vaccine, reasons that prevented  
141 vaccination, and factors that prompted vaccination. The questionnaire was distributed to medical  
142 institutions and CDC through the Questionnaire Star platform (a Chinese website specializing in online  
143 questionnaires). The survey started on 1 September and ended on 31 September. After reading the first  
144 part of the questionnaire to ensure informed consent, the respondents voluntarily completed the  
145 subsequent parts of the questionnaire. There were no incentives to complete the questionnaire, and all  
146 data collected were kept and analyzed confidentially.

#### 147 *2.4. Data Statistics and Analysis*

148 Data were collated from the eligible questionnaires using the Excel 2021 software package and  
149 exported to the SPSS 26.0 software package for statistical analysis. Data collation is carried out by  
150 professionally trained personnel. Questionnaires that were not from the surveyed area, incomplete, had  
151 logical problems and took <120 seconds to complete were categorized as ineligible questionnaires and  
152 were given exclusion from this study. Quantitative information was described using mean  $\pm$  standard  
153 deviation; disaggregated data were described using frequencies and percentages [n(%)]. HPV  
154 vaccination rate( number of people who have received HPV vaccine / total number of people surveyed  
155 \* 100%). Frequency and percentage were used to describe the data, and the chi-square test or Fisher' s

156 exact test was used for categorical data. Multivariate analysis adopted stepwise logistic regression  
 157 analysis. All variables with  $p \leq 0.2$  in single-factor analysis were included in the model, and the odds  
 158 ratio (*OR*) and 95% confidence interval (*CI*) were calculated. Statistical significance was considered at  
 159  $p < 0.05$ . The significance level for entry (Slentry, SLE) was 0.05, and the significance level for stay  
 160 (Slstay, SLS) was 0.10.

### 161 3. Results

#### 162 3.1. Demographic Characteristics of Respondents

163 A total of 1,577 questionnaires were received, of which 1,430 were qualified, a qualification rate  
 164 of 90.68%. Among the 1,430 respondents, The mean age was  $37.80 \pm 10.34$ (SD) years old, ranging  
 165 from 18~65 years old. Out of the 1,430 respondents, the majority, 626(43.78%) of the respondents  
 166 were in the age category 25~29 years; and more than half, 813 (56.85%) of them resided in the county  
 167 and town; nearly two-thirds , 953 (66.64%) of the respondents worked in county or lower institutions;  
 168 the majority of respondents were from level III and below level II medical institutions, accounting for  
 169 32.52% (465) and 30.84%(441), respectively; nearly two-thirds, 919 (64.27%) of respondents were  
 170 doctors by occupation; more than half , 788 (55.10%) of respondents were in clinical departments; the  
 171 vast majority 1,204 (84.20%) of respondents had a college/bachelor's degree; and more than two-thirds,  
 172 1,024 (71.61%) of respondents had no position; more than half, (764) 53.43% of the respondents have  
 173 junior titles or lower; and the majority, 580 (40.56%) of the respondents have a per capita monthly  
 174 household income of between CNY 3,000 and 4,000(**Table 1**).

175 **Table 1 Demographic characteristics of the male healthcare workers, and the relationship between**  
 176 **demographic characteristics and HPV vaccine awareness and HPV vaccination willingness.**

Characteristics	Total (n=1,430)				Total (n=1,343)			
	N(%)	Yes n(%)	Chi-	P-Value	N(%)	Yes n(%)	Chi-	P-Value



			Square		Square			
<b>Age</b>			10.029	0.007			6.238	0.044
<30	405(28.32)	319(78.77)			362(26.95)	308(85.08)		
30~44	626(43.78)	471(75.24)			593(44.16)	476(80.27)		
≥45	399(27.90)	276(69.17)			388(28.89)	303(78.09)		
<b>Area</b>			0.384	0.536			0.446	0.504
county and town	813(56.85)	601(73.92)			749(55.77)	611(81.58)		
urban	617(43.15)	465(75.36)			594(44.23)	476(80.13)		
<b>Institutional affiliation</b>			1.956	0.376			0.296	0.863
County or lower	953(66.64)	700(73.45)			884(65.82)	719(81.33)		
Municipal	267(18.67)	203(76.03)			261(19.44)	210(80.46)		
Provincial	210(14.69)	163(77.62)			198(14.74)	158(79.80)		
<b>Institution level</b>			5.793	0.122			7.717	0.052
CDC	110(7.69)	83(75.45)			106(7.90)	90(84.97)		
Below level II	441(30.84)	334(75.74)			420(31.28)	354(84.29)		
level II	414(28.95)	291(70.29)			369(27.48)	285(77.24)		
Level III	465(32.52)	358(76.99)			448(36.34)	358(79.91)		
<b>Occupation</b>			6.630	0.085			10.161	0.017
doctor	919(64.27)	690(75.08)			870(64.78)	684(78.62)		
technician	236(16.50)	177(75.00)			221(16.46)	191(86.43)		
nurse	95(6.64)	77(81.05)			87(6.48)	70(80.46)		
others	180(12.59)	122(67.78)			165(12.28)	142(86.06)		
<b>Department</b>			2.744	0.433			9.038	0.029
clinical	788(55.11)	595(75.51)			744(55.40)	582(78.23)		
medical technology	286(20.00)	216(75.52)			268(19.95)	224(83.58)		
public health	138(9.65)	102(73.91)			128(9.53)	112(87.50)		
others	218(15.24)	153(70.18)			203(15.12)	169(83.25)		
<b>Educational level</b>			1.944	0.378			4.017	0.134
high/technical secondary school or below	118(8.25)	82(69.49)			109(8.12)	85(77.98)		
college/bachelor	1,204(84.20)	905(75.17)			1,128(83.99)	923(81.83)		
postgraduate	108(7.55)	79(73.15)			106(7.89)	79(74.53)		
<b>Position</b>			2.058	0.151			3.061	0.080
yes	406(28.39)	212(71.92)			385(28.67)	323(83.90)		
no	1024(71.61)	774(75.59)			958(71.33)	764(79.75)		
<b>Title</b>			4.144	0.126			9.222	0.010
junior or lower	764(53.43)	572(74.87)			697(51.90)	574(82.35)		
intermediate	365(25.52)	282(77.26)			352(26.21)	293(83.24)		
senior	301(21.05)	212(70.43)			294(21.89)	220(74.83)		
<b>per capita monthly household income(CNY)</b>			14.468	0.001			0.565	0.754
<3,000	393(27.48)	281(71.50)			359(26.73)	290(80.78)		
3,000~4,000	580(40.56)	463(79.83)			545(40.58)	446(81.83)		
≥5000	457(31.96)	322(70.46)			439(32.69)	351(79.95)		

<b>Aware of HPV Vaccine</b>	-	-			33.016	<0.001
Yes	-	-	1,002(74.61)	847(84.53)		
No	-	-	341(25.39)	240(70.38)		

177 *3.2 respondents' knowledge of HPV vaccine*

178 The mean score of respondents' HPV vaccine awareness was  $9.47 \pm 2.18$ . More than  
 179 three-quarters, 1,066 (75.55%) of the respondents (scored  $\geq 9$ ) were categorized as being aware of  
 180 HPV vaccine (**Fig 1**). Nearly all (98.11%, 1,403/1,430) of the respondents have heard of HPV. When  
 181 HPV was mentioned, more than half, 725 (51.67%) and 809 (57.66%) of the respondents thought of  
 182 STDs and genital warts, respectively, and more than four-fifths, 1,128 (80.40%) of the respondents  
 183 thought of cervical cancer. Nearly two-thirds, 880 (62.72%) of the respondents believed that HPV  
 184 infection would pose a high risk to their health. More than half, 797 (56.81%) of the respondents knew  
 185 that HPV can be transmitted through direct or indirect contact, and a very small proportion (1.21%,  
 186 17/1,403) still believed that HPV was only transmitted through indirect contact. Less than one-fifth,  
 187 255 (18.18%) of the respondents knew the prevalence of HPV infection in the population. More than  
 188 two thirds, 971(69.21%) of the respondents believed that they would experience discomfort after being  
 189 infected with HPV. More than four-fifths, 1,233 (87.88%) of the respondents believed men can also get  
 190 HPV. All 1,430(100%) of the respondents had heard of the HPV vaccine ( **Table 2**).

191 **Fig 1 The score of HPV vaccine awareness among the male healthcare workers in the survey area of**  
 192 **southern China, 2023 (n=1,430).**

193 **Table 2 Knowledge-related questionnaire of the male healthcare workers on awareness associated factors of**  
 194 **human papillomavirus vaccine among the respondents in the survey area of southern China, 2023**  
 195 **(n=1,430).**

<b>Characteristics</b> (15 score in total)		<b>Correct n(%)</b>
1. Have you heard of human papillomavirus(HPV)?		
yes(1 score)		1,403(98.11)
no(0 score)		
2. When HPV is mentioned, you think of:		
2.1 sexually transmitted diseases (STDs)	yes(1 score)	725(51.67)
no(0 score)		
2.2 genital warts	yes(1 score)	809(57.66)

no(0 score)	)	
2.3 cervical cancer	yes(1 score)	1,128(80.40)
no(0 score)	)	
3.How harmful do you think HPV infection could be to you?		
3.1 serious harm	yes(1 score)	880(62.72)
no(0 score)	)	
3.2 moderate harm	yes(1 score)	346(24.66)
no(0 score)	)	
3.3 low harm	yes(1 score)	105(7.48)
no(0 score)	)	
4.What do you think is the mode of transmission of HPV?		
4.1 direct contact(sex and mother-to-child)	yes(1 score)	546(38.92)
no(0 score)	)	
4.2 indirect contact	yes(1 score)	17(1.21)
no(0 score)	)	
4.3 both	yes(1 score)	797(56.81)
no(0 score)	)	
5. What percentage of the population do you think is infected (including infected) with HPV?		
5.1 50%~70%	yes(1 score)	255(18.18)
no(0 score)	)	
6. Do you think you will be unwell after being infected with HPV?		
	yes(1 score)	971(69.21)
no(0 score)	)	
7. Do you think men can get HPV?		
	yes(1 score)	1,233(87.88)
no(0 score)	)	
8. Have you heard of the HPV vaccine?		
	yes(1 score)	1,430(100.00)
no(0 score)	)	

### 196 3.3 respondents' attitudes towards receiving HPV vaccine

197 A very small proportion(6.08%, 87/1,430) of the respondents had received the HPV vaccine. Of  
 198 the respondents who had not been vaccinated against HPV(n=1,343), three-quarters, 1,087(80.94%) of  
 199 them were willing to be vaccinated against HPV. respondents' willingness to be vaccinated against  
 200 HPV was mainly due to the belief that the HPV vaccine could prevent HPV infection (91.44%,  
 201 994/1,087) and prevent genital warts (56.03%, 609/1,087) (**Fig 2**). Nearly three-fifths, 689(58.69%) of  
 202 the respondents believed that the cost of HPV vaccines should be borne by the State, units of  
 203 employment and individuals (**Fig 3a**), and nearly half 340(49.35%) believed that the proportion borne  
 204 by the individual should be  $\leq 20\%$  (**Fig 3b**). More than half of the respondents who were willing to  
 205 receive the (unvaccinated) HPV vaccine believed that the individual payment should be  $< \text{CNY } 200$

206 ( 50.78%, 552/1,087) (**Fig 3c**). More than two-thirds 815(69.42%) of the respondents believed they can  
207 still be infected after HPV vaccination (**Fig 3d**). The main reasons why respondents were reluctant to  
208 receive the HPV vaccine were that they did not think they were at risk of HPV infection (133/256,  
209 51.95%) and that the vaccine was expensive (80/256, 31.25%) (**Fig 4**). In addition, among the 627  
210 respondents with daughters, the main measures that motivated respondents to get their daughters  
211 vaccinated against HPV were providing information about the purpose, importance, and effectiveness  
212 of the vaccine (578/627, 92.19%) and providing information about the safety of the vaccine (79.43%,  
213 498/627)( **Fig 5**).

214 **Fig 2 Reasons for male healthcare workers' willingness to receive the HPV vaccine among the respondents**  
215 **in the Survey area of southern China, 2023 (n=1,087).**

216 **Fig 3 Behavior-related questionnaire of male healthcare workers on awareness, willingness, and associated**  
217 **factors of human papillomavirus vaccine in the survey area, 2023. (a) When asked, "How do you think who**  
218 **should bear the cost of HPV vaccination?"(n=1,174); (b) When asked, "What percentage do you think is**  
219 **appropriate for the individual to bear?"(n=689). (c) When asked, "How much are you willing to pay to have**  
220 **yourself vaccinated against HPV?" (n=1,087, excluding respondents had been vaccinated ) (d) When asked,**  
221 **"Do you think you can still get HPV after getting the HPV vaccine?"(n=1,174).**

222 **Fig 4 Reasons for male healthcare workers' reluctance to receive HPV vaccine among male health workers**  
223 **in the survey area, 2023(n=256).**

224 **Fig 5 Measures that would promote male health workers to take their daughters for HPV vaccination**  
225 **among the male healthcare workers in the survey area, 2023. (n=627, respondents with daughters).**

### 226 *3.4 Multivariate Analysis of Factors Associated with HPV vaccine Awareness and HPV Vaccination*

#### 227 *Willingness*

228 In multivariate analysis, HPV vaccine awareness was used as the dependent variable (0 = unaware,  
229 1 = aware), and variables with  $p \leq 0.2$  in the single-factor analysis were included in the model,  
230 including age, institution level, occupation, position, title, and per capita monthly household income  
231 (**Table 1**). The results of the study showed that people aged 30-44 and  $\geq 45$  years in the male health

232 workers population have a low level awareness compared to < 30 ( $OR = 0.694$ , 95%  $CI = 0.495-0.972$  ;  
 233  $OR = 0.477$ , 95%  $CI = 0.315-0.721$  ) . While , people whose with intermediate titles than those with  
 234 junior titles or below, and with a per capita monthly household income of 3,000-4,000 CNY compared  
 235 to < CNY 3,000 have a high awareness ( $OR = 1.530$ , 95%  $CI = 1.082-2.165$ ;  $OR = 1.625$ , 95%  $CI =$   
 236  $1.191-2.217$ )(Table 3). And HPV vaccination willingness was used as the dependent variable (0 =  
 237 unwilling, 1 = willing), and variables with  $p \leq 0.2$  in the single-factor analysis were included in the  
 238 model, including age, institution level, occupation, department, educational level, position, title, and  
 239 aware of HPV Vaccine (Table 1). The result of the study showed that people of technicians and others  
 240 than doctors( $OR = 1.822$ , 95%  $CI = 1.185-2.802$ ;  $OR = 1.647$ , 95%  $CI = 1.009-2.688$ ), those with a  
 241 position than none ( $OR = 1.763$ , 95%  $CI = 1.242-2.503$ ), and those aware of HPV vaccine than not ( $OR$   
 242  $= 2.371$ , 95%  $CI = 1.767-3.182$ ) in the male health workers population were more willing to be  
 243 vaccinated. While people whose with a senior title were less willing to be vaccinated than junior or  
 244 below( $OR = 0.579$ , 95%  $CI = 0.398-0.842$ ) (Table 4).

245 **Table 3 Multivariable analyses of factors associated with the awareness of HPV vaccine among the male**  
 246 **health workers in the survey area of southern China, 2023 (n =1,430).**

Characteristics	Group	OR	95%CI	P-Valu
Age	<30	1		
	30-44	0.694	0.495-0.972	0.034
	≥45	0.477	0.315-0.721	<0.001
Title	junior or	1		
	intermediat	1.530	1.082-2.165	0.016
	senior	1.257	0.847-1.867	0.256
per capita monthly household income(CNY)	<3,000	1		
	3,000-4,00	1.625	1.191-2.217	0.002
	≥5,000	0.961	0.677-1.364	0.824

247 **Table 4 Multivariable analyses of factors associated with the willingness of HPV vaccine among the male**  
 248 **health workers in the survey area of southern China, 2023 (n =1,343).**

Characteristics	Group	OR	95%CI	P-Valu
Occupation	doctor	1		

	technician	1.822	1.185-2.802	0.006
	nurse	1.057	0.593-1.887	0.850
	others	1.647	1.009-2.688	0.046
<b>Position</b>	Yes	1		
	No	1.763	1.242-2.503	0.002
<b>Title</b>	junior or	1		
	intermediate	1.021	0.715-1.458	0.911
	high	0.579	0.398-0.842	0.004
<b>Aware of HPV</b>	No	1		
	Yes	2.371	1.767-3.182	<0.001

#### 249 4. Discussion

250 This study was conducted on male healthcare workers in ethnic minority-populated areas in  
 251 southern China, aiming to understand the knowledge and attitudes of male healthcare workers in the  
 252 surveyed areas towards HPV vaccination and the acceptance of HPV vaccine, and to grasp the  
 253 awareness and acceptance of HPV vaccine and its associated factors of the survey respondents in the  
 254 surveyed areas, so as to provide a basis for formulating promotion strategies for male HPV vaccines  
 255 after its approved in mainland China .

256 The current survey showed that nearly three-quarters (74.55%) of the respondents in the survey  
 257 area in 2023 are aware of the HPV vaccine, which is higher than the results of the survey conducted by  
 258 Horio F et al 32 in Japan, and the results of the survey of a population of male university students in  
 259 mainland China reported by Ran H et al 33, and the results of the survey conducted by Gol I et al and  
 260 Sağtaş F et al 3435. The survey also revealed that almost all (98.11%) respondents answered "Yes"  
 261 When asked "Have you heard of human papillomavirus(HPV)?", which was higher than the results of  
 262 the survey conducted by Suhaila K et al 36 among health care students and professionals in Nepal.  
 263 When asked, "Do you think men can get HPV?" more than four-fifths (87.88%) of the respondents  
 264 answered "yes". All respondents in this survey had heard of the HPV vaccine, which is higher than the  
 265 results of a survey conducted in Japan 32, which may be related to the increased publicity and

266 promotion of the HPV vaccine in recent years in China. Despite the high awareness of HPV vaccine  
267 among respondents in the survey area, only 6.08% (87/1,430) of respondents received HPV vaccine,  
268 lower than the 18.90% in Europe 37, which may be related to the fact that male HPV vaccine has not  
269 been approved in the mainland China yet.

270 The result of multivariable analyses showed that HPV vaccine awareness was lower in the 30~44  
271 and  $\geq$  45 age groups compared to  $<$  30, which may be related to the Immunization procedures for  
272 HPV vaccination, and also to the fact that young people have more frequent access to the Internet and  
273 more opportunities to acquire HPV-related knowledge from the Internet. A survey showed that the  
274 Internet is the main way for Algerian students to gain knowledge about HPV 38. People with  
275 intermediate titles had a higher level of awareness than those with junior titles or below, which may be  
276 related to work experience. Awareness of HPV vaccine was higher among those with a per capita  
277 monthly household income of CNY 3,000~4,000 than those with  $<$  CNY 3,000, which may be related  
278 to health awareness, which is consistent with the findings of Zhou W et al 39.

279 The survey also founded that although near to three-quarters, 815(69.42%) of the respondents  
280 (Including those willing to be vaccinated and those already vaccinated against HPV) believed that they  
281 could still be infected with HPV after HPV vaccination, the majority, 1,087(80.94%) of the  
282 unvaccinated respondents were still willing to receive HPV vaccine. The vaccination willingness is  
283 close to the survey results of the Northern Nigerian healthcare students (81.5%) , and the finding of  
284 mainland China's gay and lesbian community (85.1%)<sup>40</sup>41, which may be related to the respondents'  
285 sense of the dangers of HPV and the importance of HPV vaccine. This study also showed that 62.72%  
286 (880/1,430) of the respondents believed that HPV caused serious bodily harm, as well as the main  
287 reason for their willingness to receive the HPV vaccine was the belief that the HPV vaccine can

288 prevent HPV infection (91.48%, 1,074/1,174). In contrast, the main barriers to HPV vaccination for  
289 respondents were that they did not perceive themselves to be at risk of HPV infection (51.95%,  
290 133/256) and that the vaccine was expensive (31.25%, 80/256), which is similar to the findings in  
291 Turkey 42 and Singapore 43.

292 The result of multivariable analyses also showed that technicians and other occupations had a  
293 higher willingness to vaccinate than doctors, while people with senior titles had a lower willingness to  
294 vaccinate than junior titles and below, which may be related to the fact that doctors and those with  
295 higher titles are more likely to be skeptical about vaccine safety and efficacy 44. And higher among  
296 people with position than no position, which may be related to that they are more likely to have higher  
297 levels of social responsibility and self-awareness of health management, which is need further research.  
298 People aware of HPV vaccine had a higher willingness to vaccinate than those unaware, is in line with  
299 the results of a survey in the Greek region 45, which suggests that increased awareness-raising and  
300 training about HPV vaccine could contribute to the increase in willingness to vaccinate.

301 The study also revealed that the most effective measures that would motivate people with  
302 daughters to get their daughters vaccinated against HPV were providing information about the purpose  
303 and effectiveness of the vaccine (92.19%), and the safety of the vaccine (79.43%), peer' s evaluations  
304 and recommendations of the vaccine (67.30%), and the price of the vaccine (64.91%), which is similar  
305 to the findings of Mortensen GL et al46. On the one hand, it suggests that respondents focus on the  
306 effectiveness and safety of the HPV vaccine, and the other hand, it suggests that vaccine' s price plays  
307 an important role in the decision maker's final decision to vaccinate or not 47. In this survey, 58.69% of  
308 the respondents believed that the cost of HPV vaccine should be borne by the state, the units of  
309 employment and individuals, and 81.52% of the respondents were willing to pay < CNY 500 for HPV



310 vaccination. According to statistics, among 107 countries that support HPV vaccination program, only  
311 33 countries have implemented HPV vaccination program for both genders, while in mainland China,  
312 due to the large population size and the tight supply of vaccines, HPV vaccines are still voluntarily and  
313 self-funded, the price of the vaccine is one of the most important factors affecting vaccination,  
314 suggesting that setting reasonable HPV vaccination prices can help increase vaccination rates<sup>3947</sup>.

## 315 **5. Conclusions**

316 In summary, awareness of HPV vaccine and willingness to vaccinate among male healthcare  
317 workers in ethnic minority-populated areas in southern China are in high level, but the perception is not  
318 thorough enough. The belief that they are not at risk of HPV infection and the high price of the HPV  
319 vaccine are the main obstacles to receiving the HPV vaccine. Providing with information on HPV  
320 vaccine efficacy and safety, and lowering the price of HPV vaccine could promote HPV vaccination.  
321 Increasing awareness of HPV vaccines can increase willingness to vaccinate against HPV. It is  
322 suggested that HPV vaccine training should focus on older age groups, high title and low title and  
323 below, doctors and low-income populations in late time. The health education should focus on the  
324 effectiveness and safety of the vaccine. Government should consider incorporating the HPV vaccine  
325 into the immunization program or including the vaccine in the health insurance subsidy catalog to  
326 promote HPV vaccination after the approval of male HPV vaccine in mainland China.

## 327 **6. Strengths and limitations**

328 Strengths of this study are as follows: 1. Male HPV vaccine will be approved in China soon, and  
329 the study on awareness and willingness to be vaccinated in ethnic minority-populated areas in southern  
330 China will be of greater significance for the later promotion of HPV vaccine in southern China. 2.

331 Healthcare workers play an important role in HPV prevention and control campaigns and later HPV  
332 vaccine promotion due to their special professional and academic reasons. 3. This survey is  
333 characterized by a wide coverage and a large sample size, and the results are highly representative.  
334 Since the study is cross-sectional, a causal relationship cannot be shown, and recollection and social  
335 desirability bias may potentially have an impact in the online questionnaire survey, which may affect  
336 the study results to a certain extent. In addition, the study is targeted at ethnic minority neighborhoods  
337 in small cities in southern China, and the generalization of the results is somewhat limited.

338 **Author Contributions:** Chunlin Qin: Study design, Data curation, Formal analysis, Investigation, Writing original  
339 draft, Writing review & editing. Qingqing Liang: Study design, Conceptualization, Methodology, Writing review  
340 & editing, Coordination of administrative affairs. Nian Jiang: Data curation, Investigation, Writing original draft .  
341 Yun Zhou: Data curation, Investigation, Methodology, Writing review & editing. Guorong Tang: Study design  
342 review, Conceptualization, Formal analysis, Methodology, Writing review, Coordination of administrative affairs.

343 **Funding:** This study was funded by the Chinese Society of Preventive Medicine's Vaccine and Immunization  
344 Young Talent Support Program, Subject No (CPMAQT\_YM0354) . The funder had no role in the design of the  
345 study, data collection, and analysis, interpretation of the data, and preparation of the manuscript.

346 **Institutional Review Board Statement:** The present study was conducted in accordance with the guidelines of  
347 the Declaration of Helsinki. The Ethics Committee of Guilin Centre for Disease Control and Prevention provided  
348 the necessary ethical approval, Ref No GLCDC-Medical Ethics-202306 with the date 26/07/23.

349 **Informed Consent Statement:** Informed consent was obtained from all subjects involved in the study.

350 **Data Availability Statement:** The datasets involved in the current study are not publicly available due to privacy  
351 but are available from the author Chunlin Qin on reasonable request.

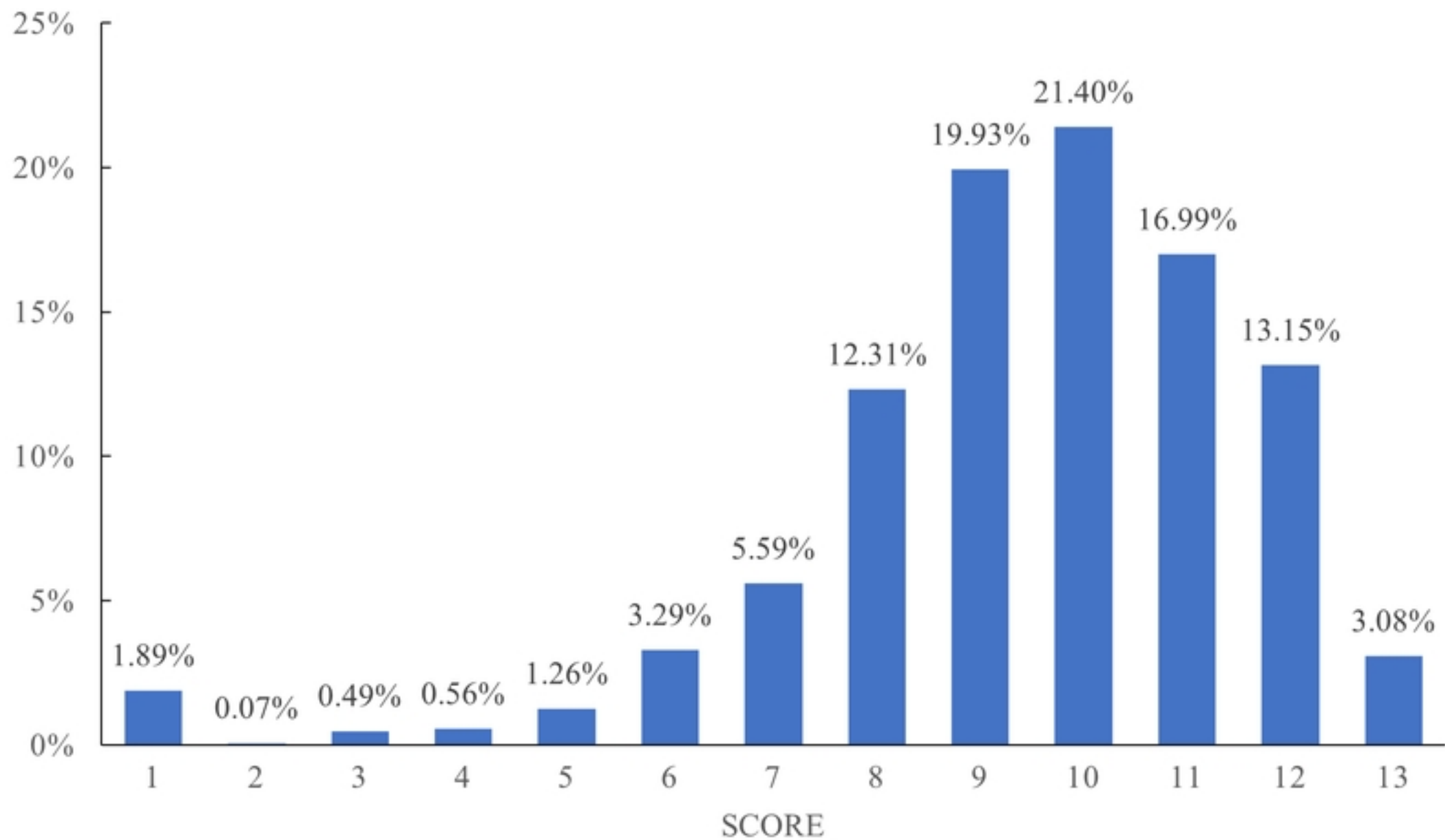
352 **Acknowledgments:** Thanks to all respondents and investigators for their help.

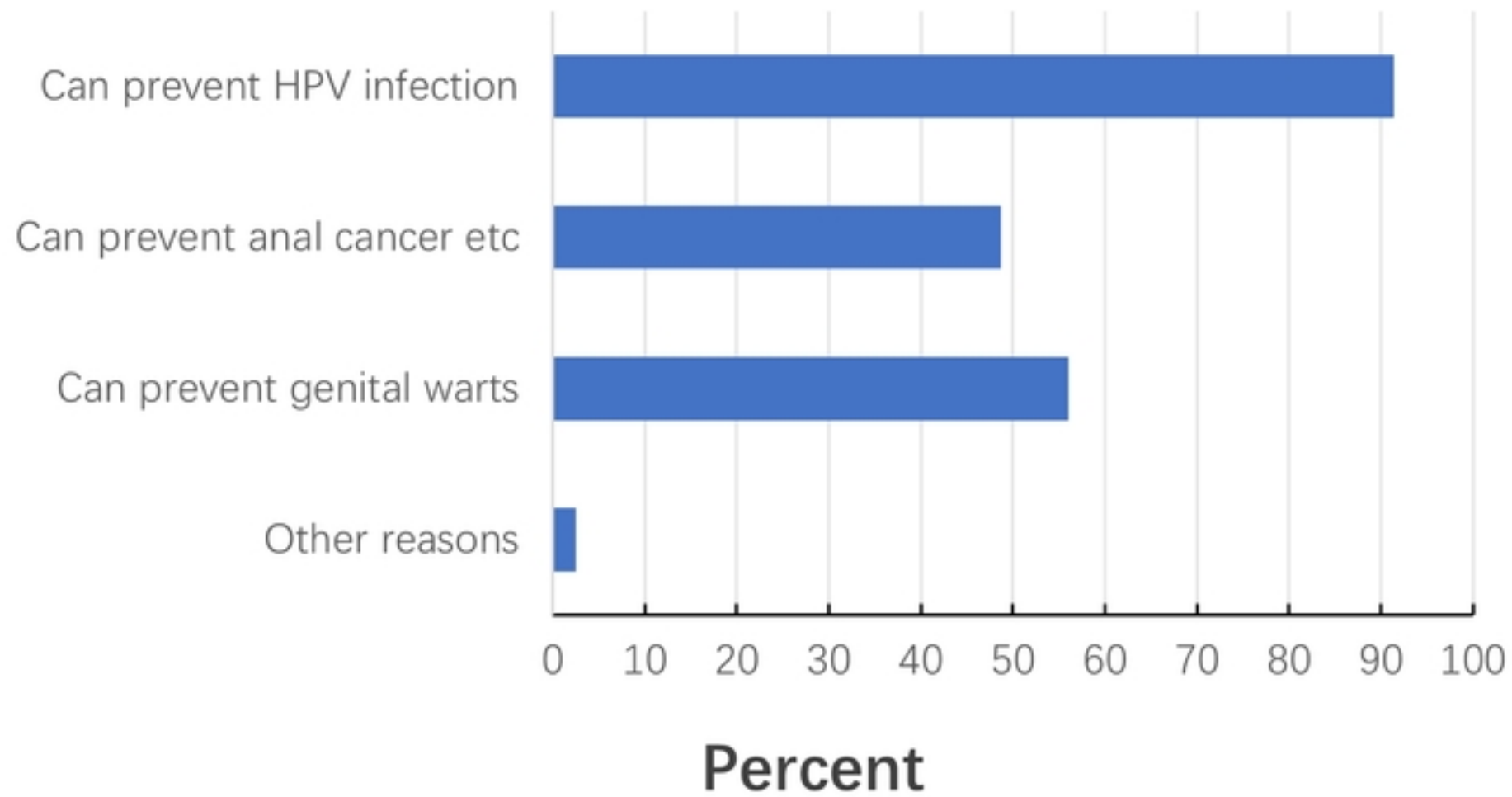
353 **Conflicts of Interest:** The authors declare no conflict of interest.

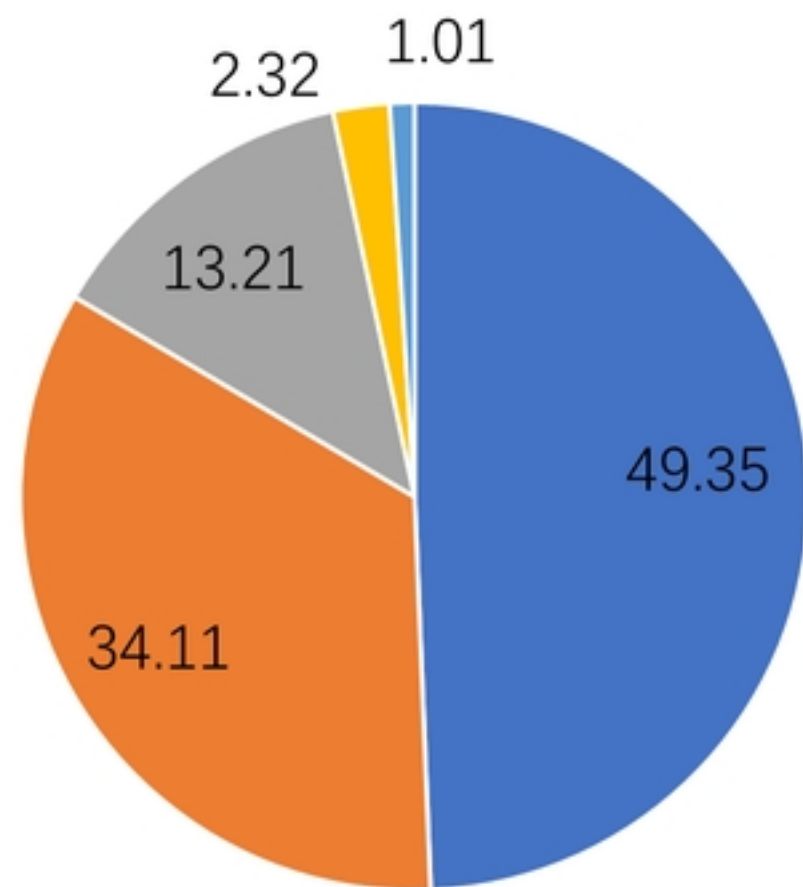
## 354 **References**

- 355 1. NCBI(National Center for Biotechnology Information), <https://www.ncbi.nlm.nih.gov/books/NBK321770/>.  
356 [accessed 23 April 2024].
- 357 2. Tommasino M. The human papillomavirus family and its role in carcinogenesis. *J Semin Cancer Biol.* 2014;  
358 26:13-21.
- 359 3. HPV and Cancer, [https://www.cancer.gov/about-cancer/causes-prevention/risk/infectious-agents/hpv-and-](https://www.cancer.gov/about-cancer/causes-prevention/risk/infectious-agents/hpv-and-cancer)  
360 [cancer.](https://www.cancer.gov/about-cancer/causes-prevention/risk/infectious-agents/hpv-and-cancer) [accessed 23 April 2024].
- 361 4. Lewis RM, Markowitz LE, Gargano JW et al. Prevalence of Genital Human Papillomavirus Among Sexually  
362 Experienced Males and Females Aged 14-59 Years, United States, 2013-2014. *J Infect Dis.* 2018; 217:869-77.
- 363 5. Deshmukh KS, Suk R, Chiao EY. Differences in prevalence between sexes and concordance with genital  
364 human papillomavirus infection, NHANES 2011 to 2014. *J Ann Intern Med.* 2018; 167: 714-24.
- 365 6. Canepa P, Orsi A, Martini M et al. HPV related diseases in males: a heavy vaccine-preventable burden. *J Prev*  
366 *Med Hyg.* 2013; 54:61-70.
- 367 7. Patel H, Wagner M, Singhal P et al. Systematic review of the incidence and prevalence of genital warts. *J BMC*  
368 *Infect Dis.* 2013; 13:39.
- 369 8. Roman BR, Aragonés A. Epidemiology and incidence of HPV-related cancers of the head and neck. *J Surg*  
370 *Oncol.* 2021; 124: 920-922.
- 371 9. Tian T, Mijiti P, Bingxue H et al. Prevalence and risk factors of anal human papillomavirus infection among  
372 HIV-negative men who have sex with men in Urumqi city of Xinjiang Uyghur Autonomous Region, China.  
373 *PLoS One.* 2017; 12: e0187928.
- 374 10. Alemany L, Cubilla A, Halec G et al. Role of Human Papillomavirus in Penile Carcinomas Worldwide. *J Eur*  
375 *Urol.* 2016; 69: 953-61.
- 376 11. CANCER TADAY, <https://gco.iarc.fr/today>. [accessed 23 April 2024].
- 377 12. Mladěnka A, Sláma J. Vaccination against HPV and view of new possibilities. *J Ceska Gynekol.* 2018; 83:  
378 218-225.
- 379 13. Van Damme P, Meijer CJLM, Kieninger D et al. A phase III clinical study to compare the immunogenicity and  
380 safety of the 9-valent and quadrivalent HPV vaccines in men. *J Vaccine.* 2016; 34: 4205-12.
- 381 14. Hao J, Jiandong W. How to effectively control cervical cancer? *Dev Cancers.* 2021;19: e1964.
- 382 15. Patel C, Brotherton JM, Pillsbury A et al. The impact of 10 years of human papillomavirus (HPV) vaccination  
383 in Australia: what additional disease burden will a nonavalent vaccine prevent? *Euro Surveille.* 2018; 23:  
384 e1700737.
- 385 16. Goldstone SE, Giuliano AR, Palefsky JM et al. Efficacy, immunogenicity, and safety of a quadrivalent HPV  
386 vaccine in men: results of an open-label, long-term extension of a randomized, placebo-controlled, phase 3  
387 trial. *J Lancet Infect Dis.* 2022; 22: 413-425.
- 388 17. Drolet M, Bénard É, Pérez N et al. Population-level impact and herd effects following the introduction of  
389 human papillomavirus vaccination programmes: updated systematic review and meta-analysis. *J Lancet.* 2019;  
390 394: 497-509.
- 391 18. Bruni L, Saura-Lázaro A, Montoliu A et al. HPV vaccination introduction worldwide and WHO and UNICEF  
392 estimates of national HPV immunization coverage 2010-2019. *J Prev Med.* 2021; 144: 106399.
- 393 19. Linertová R, Guirado-Fuentes C, Mar Medina J et al. Cost-effectiveness of extending the HPV vaccination to  
394 boys: a systematic review. *J Epidemiol Community Health.* 2021; 75: 910-916.
- 395 20. World Health Organization (WHO),  
396 <https://www.who.int/publications/m/item/immunization-agenda-2030-global-strategy-to-leave-no-one-behind>  
397 [accessed 23 April 2024].
- 398 21. Gezimu W, Bekele F, Bekana T et al. Males' Access to Human Papillomavirus Vaccination in  
399 Resource-Limited Settings. *J Immunotargets Ther.* 2024; 13: 95-98.
- 400 22. Grandahl M, Nevés T. Barriers towards HPV Vaccinations for Boys and Young Men: A Narrative Review. *J*  
401 *Viruses.* 2021; 13: 1644.
- 402 23. Cocchio S, Bertinello C, Baldovin T et al. Awareness of HPV and drivers of HPV vaccine uptake among  
403 university students: A quantitative, cross-sectional study. *J Health Soc Care Community.* 2020; 28: 1514-24.
- 404 24. Shilan Fu. Knowledge and attitudes towards human papillomavirus prophylactic vaccines in mainland Chinese  
405 populations. Level of Thesis, Graduate School of Peking Union Medical College, Beijing, 2019.
- 406 25. Chesson HW, Meites E, Ekwueme DU et al. Cost-effectiveness of nonavalent HPV vaccination among males  
407 aged 22 through 26 years in the United States. *J Vaccine.* 2018; 36: 4362-68.
- 408 26. 21st Century Business Herald,  
409 <https://www.21jingji.com/article/20230912/herald/ce37272dabbc6e572bc7f165a734025d>. [accessed 23 April  
410 2024]
- 411 27. CBN(China Business News), <https://www.yicai.com/news/101523374>. [accessed 23 April 2024].
- 412 28. Larebo YM, Eliilo LT, Abame DE et al. Awareness, Acceptance, and Associated Factors of Human  
413 Papillomavirus Vaccine among Parents of Daughters in Hadiya Zone, Southern Ethiopia: A Cross-Sectional  
414 Study. *J Vaccines (Basel).* 2022; 10: 1988.

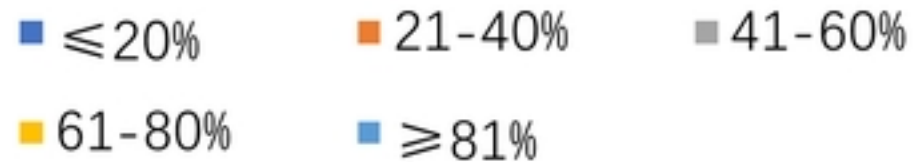
- 415 29. Wang S, Ren W, Zhang B et al. Knowledge, Attitude, and Uptake of Human Papillomavirus (HPV)  
416 Vaccination among Chinese Female Adults: A National Cross-sectional Web-Based Survey Based on a Large  
417 E-commerce Platform. *J Matern Child Health J.* 2024; 28: 746-757.
- 418 30. Li Shuang, Li Mingzhu, Cong Qing et al. Consensus of Chinese experts on clinical application of human  
419 papillomavirus vaccine. *J Journal of Concord Medicine.* 2021; 12: 189-201.
- 420 31. Chen S, Mei C, Huang W et al. Human papillomavirus vaccination related knowledge, and recommendations  
421 among healthcare providers in Southern China: a cross-sectional survey. *BMC Women Health.* 2022; 22:169.
- 422 32. Horio F, Ikeda T, Zaitu M et al. Knowledge and Awareness of Human Papillomavirus Vaccination and  
423 Cervical Cancer among Men and Women in Japan: A Questionnaire Survey. *J Asian Pac J Cancer Prev.* 2023;  
424 24:1063-71.
- 425 33. Ran H, Chen Y, Gao J et al. Low awareness of HPV infection and willingness of HPV vaccination among  
426 Chinese male college students in the east of China. *Front Public Health.* 2022; 10: e971707.
- 427 34. Gol I, Erkin O. Knowledge and practices of nurses on cervical cancer, HPV and HPV vaccine in Cankiri state  
428 hospital, Turkey. *J Pak Med Assoc.* 2016; 66: 1621-26.
- 429 35. Sağtaş F, Gürsoy MY. Knowledge, attitudes, and practices towards human papillomavirus (HPV) and HPV  
430 vaccination among male nurses. *J Int J Nurs Pract.* 2023; 19: e13228.
- 431 36. Suhaila K, Mukherjee A, Maharjan B et al. Human Papillomavirus, Related Diseases, and Vaccination:  
432 Knowledge and Awareness Among Health Care Students and Professionals in Nepal. *J Cancer Educ.* 2022; 37:  
433 1727-35.
- 434 37. Patel H, Jeve YB, Sherman SM et al. Knowledge of human papillomavirus and the human papillomavirus  
435 vaccine in European adolescents: a systematic review. *J Sex Transm Infect.* 2016; 92: 474-9.
- 436 38. Bencherit D, Kidar R, Otmani S et al. Knowledge and Awareness of Algerian Students about Cervical Cancer,  
437 HPV and HPV Vaccines: A Cross-Sectional Study. *J Vaccines (Basel).* 2022; 10: 1420.
- 438 39. Zhou W, Guo X, Lu J. Parental willingness to accept and pay human papillomavirus vaccine for boys aged  
439 9-14 in a metropolis area of China: Evidence for developing a vaccination strategy. *J Vaccine(Basel).* 2024; 42:  
440 2246-53.
- 441 40. Ilyasu Z, Galadanci HS, Muhammad A et al. Correlates of human papillomavirus vaccine knowledge and  
442 acceptability among medical and allied health students in Northern Nigeria. *J Obstet Gynaecol.* 2022; 42(3):  
443 452-60.
- 444 41. Ren X, Qiu L, Ke W et al. Awareness and acceptance of HPV vaccination for condyloma acuminata among  
445 men who have sex with men in China. *Hum Vaccin Immunother.* 2022; 18(6): 2115267.
- 446 42. Agadayi E, Karademir D, Karahan S. Knowledge, Attitudes and Behaviors of Women who have or have not  
447 had human papillomavirus vaccine in Turkey about the Virus and the vaccine. *J Community Health.* 2022; 47:  
448 650-57.
- 449 43. Lim ASE, Lim RBT. Facilitators and barriers of human papillomavirus vaccine uptake in young females  
450 18-26 years old in Singapore: A qualitative study. *J Vaccine(Basel).* 2019; 37: 6030-38.
- 451 44. Kyaw WM, Chow A, Hein AA. Factors influencing seasonal influenza vaccination uptake among health care  
452 workers in an adult tertiary care hospital in Singapore: A cross-sectional survey. *J Am J Infect Control.* 2019;  
453 47: 133-38.
- 454 45. Anagnostou PA, Aletras VH, Niakas DA. Human papillomavirus knowledge and vaccine acceptability among  
455 adolescents in a Greek region. *J Public Health.* 2017; 152:145-152.
- 456 46. Mortensen GL. Drivers and barriers to acceptance of human-papillomavirus vaccination among young women:  
457 a qualitative and quantitative study. *BMC Public Health.* 2010; 10: 68.
- 458 47. Ou L, Chen AC, Reifsnider E. Review of Chinese young adults' human papillomavirus knowledge, attitudes,  
459 and vaccine acceptability. *J Public Health Nurs.* 2021; 38: 701-714.
- 460 48. Bruni L, Saura-Lázaro A, Montoliu A et al. HPV vaccination introduction worldwide and WHO and UNICEF  
461 estimates of national HPV immunization coverage 2010-2019. *Prev Med.* 2021; 144: 106399.
- 462

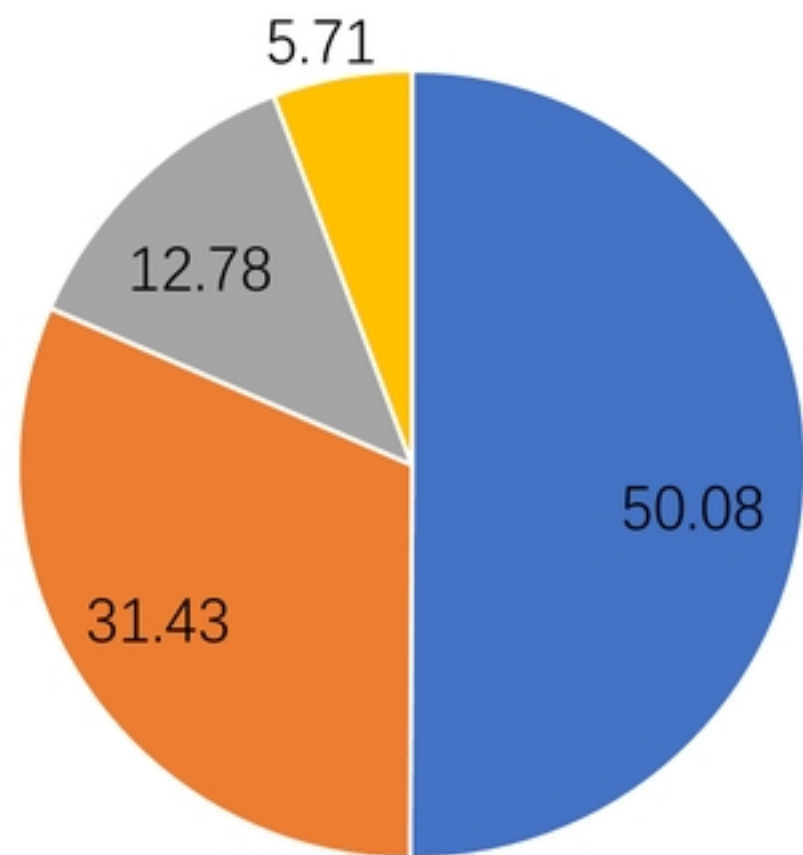






## Percent

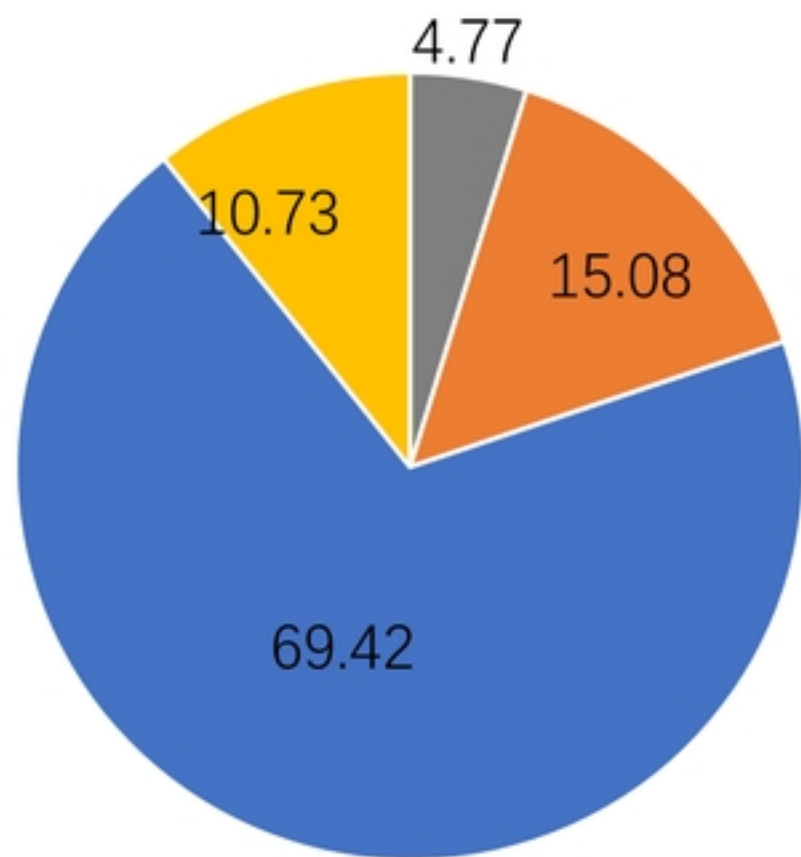




## Percent

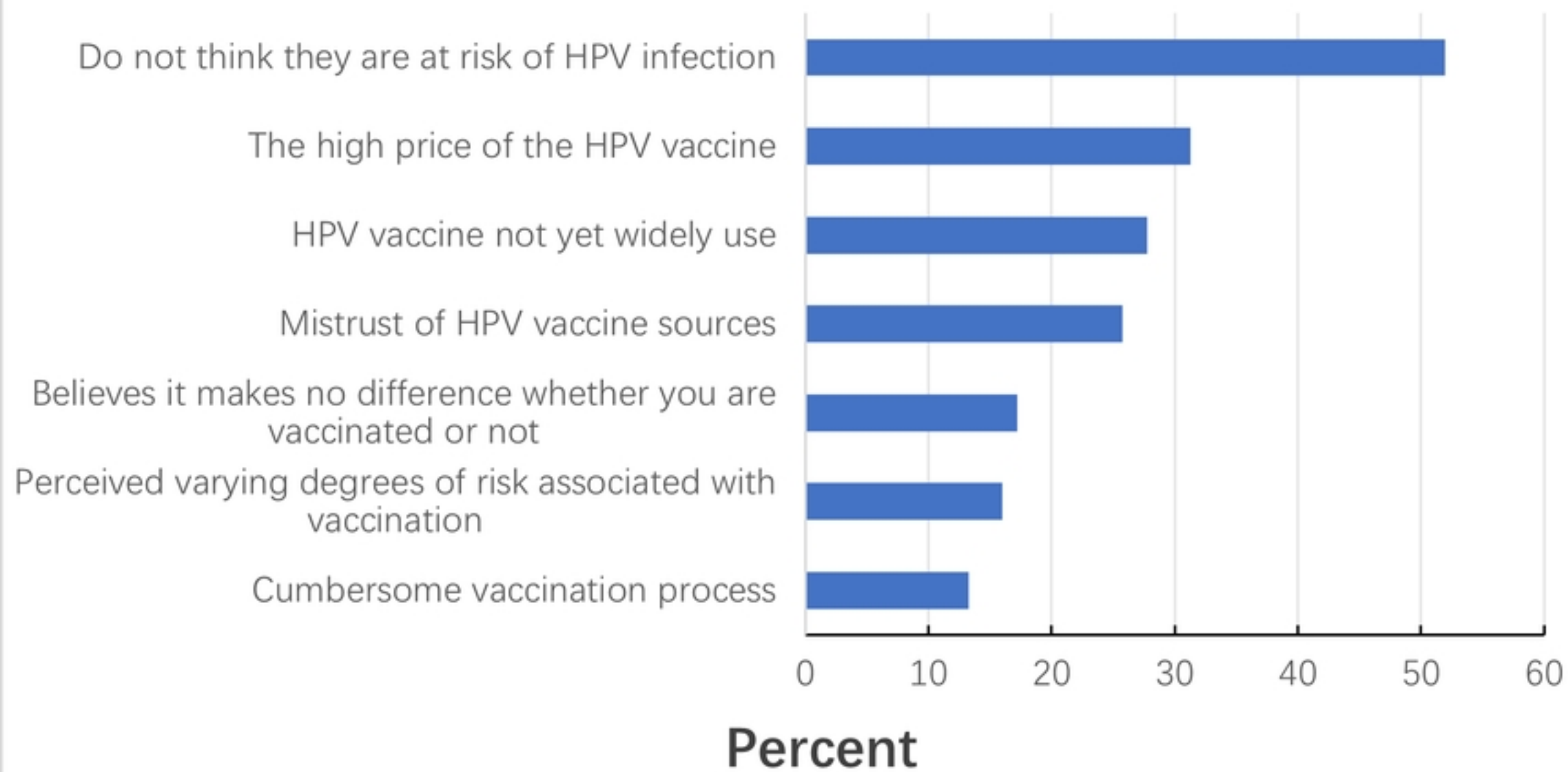
- <200 RMB
- 200~500 RMB
- 501~1000 RMB
- >1000 RMB

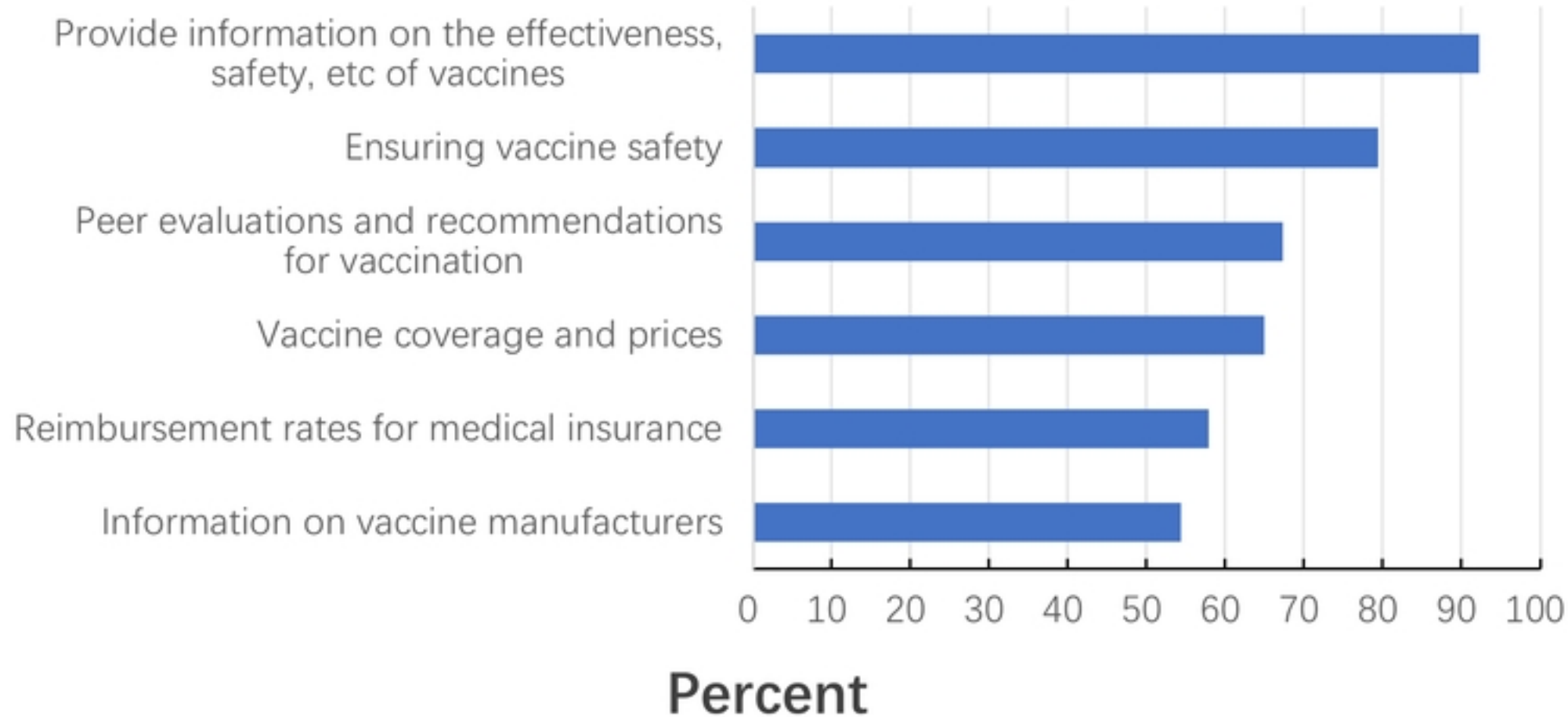


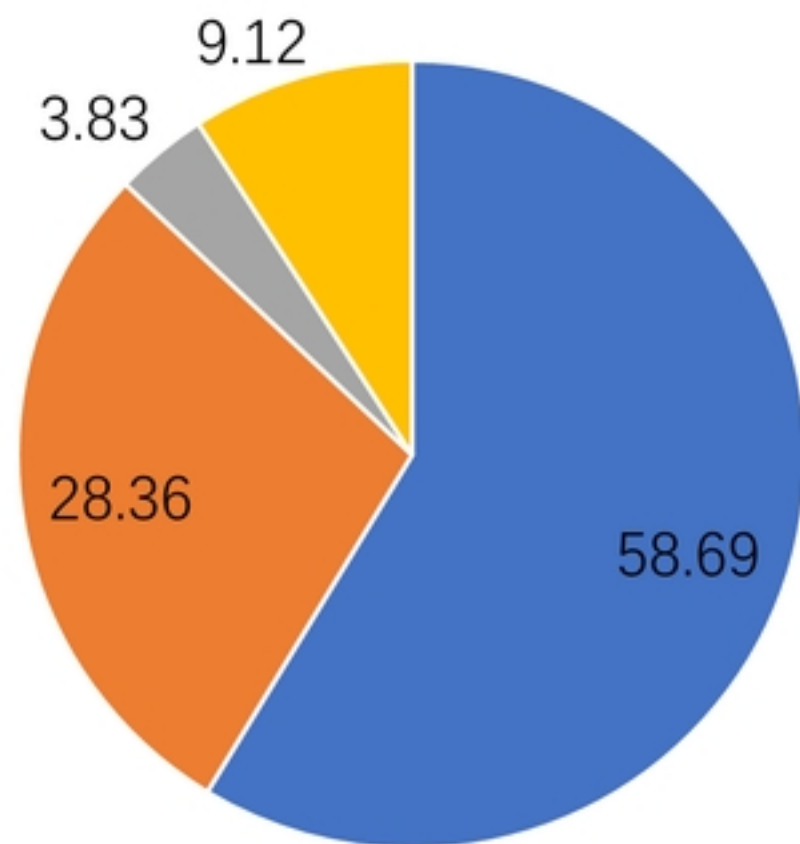


## Percent

- won't get infected again
- won't be infected for years
- Can still be infected
- don't know







## Percent

- borne by the State, units of employment and individuals
- borne by the State
- borne by units of employment
- borne by individuals