

41 **Introduction**

42
43 The lifespan for people with cerebral palsy (CP) is increasing, and the population of
44 aging adults with CP is commensurately growing.¹ Up to 90% of individuals with CP will
45 reach adulthood, and with medical and technological advances, the greatest gains are
46 in those with severe CP.¹ Adults with CP have unique health needs and risks, with
47 higher rates of chronic conditions at younger ages than the general population.²⁻⁸
48 However, adults with CP face fragmented care, difficulty finding comfortable or
49 knowledgeable providers, and often feel like they guide their own care without sufficient
50 resources, particularly after leaving the pediatric healthcare system.⁹⁻¹¹ Prior
51 epidemiological studies have used population health services data to establish risk for
52 chronic disease, condition severity, and factors associated with mortality.^{5,7,12-14} Kidney
53 disease, bone health, and primary and preventive care are all major areas of concern.¹⁵⁻
54 ²⁰ Regarding bone health, fractures are common in both men and women with CP and
55 lead to both increased morbidity and mortality.²¹ Improved screening and initiation of
56 treatment for adults with CP at high risk for fracture could reduce the risk of fracture and
57 associated sequelae. Adults with CP also have an increased risk of chronic kidney
58 disease compared to adults without CP.^{17,18} However, early diagnosis and initiation of
59 treatment is complicated by low muscle mass and lower baseline creatinine levels in
60 adults with CP, which may result in delays in diagnosis.²² Given these risks facing
61 adults with CP, in addition to greater risks of many other chronic illnesses, primary care
62 and preventive screening can facilitate earlier detection and treatment of many chronic
63 conditions. However, adults with disabilities, including CP, receive lower rates of many
64 preventive screenings than the general population.²³⁻²⁵ However, studies from large
65 data only identify problems; addressing them requires a different approach.

66
67 Collaboration between individuals with CP, clinical investigators, and community leaders
68 is necessary to advance scientific and clinical knowledge to move toward improving
69 health outcomes.²⁶ Engaging individuals with lived experience in all stages of the
70 research process facilitates the production of knowledge that is relevant and important
71 to those with lived experience, including individuals with lifespan disabilities.^{27,28} The
72 Cerebral Palsy Research Network (CPRN) is a learning health network for CP
73 consisting of more than 30 clinical sites and bringing together clinicians, researchers,
74 and persons with lived experience (i.e., individuals with CP, family members,
75 caregivers) to improve health outcomes for people with CP.²⁹ Leveraging the CPRN
76 infrastructure can facilitate both the co-creation of an adult CP research agenda and the
77 development of a multicenter research program focused on adults and aging with CP.
78 With the overall goal of addressing negative health outcomes in adults with CP, the
79 objective of this study was to identify priorities for the adult CP research agenda by
80 engaging individuals with lived experience, clinical investigators, and community
81 leaders.

82 **Materials and Methods**

84 ***Study Design***

85
86

87 This qualitative descriptive study used iterative focus groups to gather input from people
88 with lived experience, community organizations, clinicians, and researchers regarding
89 priorities for this research agenda. The Colorado Multiple Institutional Review Board
90 determined our study to be exempt from review (Protocol #23-1653). We report our
91 qualitative methods and findings in accordance with the Standards for Reporting
92 Qualitative Research.³⁰

93

94 ***Participants and Procedures***

95

96 We conducted three rounds of focus groups that included knowledge sharing and
97 education related to potential research areas, followed by participant input on
98 recruitment, prioritization, and implementation. The first round of focus groups included
99 adults with CP and caregivers of adults with CP; the second round of focus groups
100 included clinical investigators; and the third round of focus groups included community
101 leaders, with details of focus group composition and eligibility criteria detailed in table 1.
102 We used purposeful sampling,³¹⁻³³ including maximum variation and snowball sampling
103 approaches for diversity of participant background based on characteristics in table 1. In
104 maximum variation sampling, key variables are selected by the research team and then
105 cases that vary from each other as much as possible are identified, allowing us to
106 identify meaningful patterns from a diverse sample.³³ In snowball sampling, the study
107 team seeks information from key informants about other information-rich cases or
108 participants.³³

109

110 The study team developed the focus group guides based on the study objectives, prior
111 research, and input from CPRN clinicians and community members during webinars
112 detailing this study's proposed methods. Focus groups took place over Zoom
113 videoconferencing, lasted approximately 90 minutes, and were facilitated by a non-
114 clinician member of the study team who is an adult with CP (JC) to minimize the
115 potential bias of having a clinician facilitator. Verbal consent was obtained at the start of
116 each focus group. Within each group, the study team first shared knowledge about
117 three potential research areas related to adults with CP (bone health and fracture risk,
118 renal function impairment, and primary care and preventive care gaps). These areas
119 were selected by the research team as high need, high potential impact areas for the
120 reasons described above, as well the ability to leverage CPRN's multisite network for
121 future interventional studies in these areas. Then, the facilitator guided conversation to
122 glean participant perspectives on prioritization of these research areas, potential
123 barriers and facilitators to each area's implementation, and recruitment strategies. In the
124 second and third rounds of focus groups, results from the prior focus groups were
125 summarized and shared to iteratively build upon prior discussions. During focus groups
126 with participants with lived experience and clinical investigators, we also assessed
127 perceived importance and ranked prioritization of these research areas via Zoom polling
128 function. Focus groups were audio-recorded with permission from participants and
129 professionally transcribed (Landmark Associates; Phoenix, AZ). Transcripts were de-
130 identified prior to analysis. Participants also entered self-reported demographic data into
131 a secure REDCap electronic database hosted at the University of Colorado Anschutz
132 ahead of the focus groups.³⁴

133
134
135
136
137
138
139
140
141
142
143
144
145
146
147
148
149
150
151
152
153
154
155
156
157
158
159
160
161
162
163
164
165
166
167
168
169
170
171
172
173
174
175
176
177
178

Data Analysis

We used a qualitative descriptive approach that allowed us to explore, understand, and describe the varied perspectives of participants.³⁵⁻³⁷ The study team (CS, MG, EH) coded transcripts inductively, creating codes based on emergent data.³⁸ The team met regularly to reconcile and calibrate coded transcripts until a final codebook was developed.³⁹ All transcripts were double coded by at least two of the three coding team members. We then categorized and grouped together all the responses and dialogue of the participants in the focus group. Using traditional thematic analysis, we reviewed and summarized quotations and identified salient themes.^{39,40}

Results

We conducted four focus groups (20 participants with lived experience; 10 clinical investigators; 9 community leaders). Demographic characteristics of participants are listed in tables 2-4. Participants with lived experience had diverse levels of mobility function, clinical investigators represented a variety of specialties, and community organization leaders served both CP-specific and broader disability communities across the country.

Those who participated in the lived experience and clinical investigator focus groups were asked to rate the importance of each of the three discussed research areas (bone health, kidney health, preventive care) on a scale from 1-5 (1 = not important; 5 = extremely important) and then to rank these areas from highest to lowest priority for the adult CP research agenda. Overall, all three topic areas were felt to be very important to most participants who voted (figure 1). However, most participants ranked preventive care as the highest priority (n=15/29, 52%; figure 2) with bone health also ranked highly (n=11/29 ranked bone health highest, 38%).

From our thematic analysis, we identified three overarching themes that cut across the various research areas discussed: patient and provider knowledge gaps; a precision medicine approach for adult CP care; and the need to address ableism. Table 5 presents each theme with illustrative quotes.

Theme 1: Patient and Provider Knowledge Gaps

Participants across focus groups discussed provider’s simultaneous lack of awareness of and discomfort with the unique risks adults with CP face. Many participants with lived experience also shared during their focus group that they themselves were learning about these risks for the first time. Participants emphasized the need for education to increase provider awareness, but also to educate adults with CP directly to empower them to be advocates in their care. One participant clearly articulated the challenge as an adult with CP, since CP is often viewed as a childhood disability. This participant, along with several others, highlighted the need to educate individuals with CP about these risks:

179
180 *I think most people feel like [CP is] just a childhood thing. It's not. It's a lifelong*
181 *condition, and the lack of providers in the adult world to take care of us and to*
182 *really know and understand what we're going through on a day-to-day [basis] is*
183 *really, really frustrating... All these other complex things that we just talked about,*
184 *like the bone health and the kidney stuff and all the preventative screening, that*
185 *we're at a higher risk for all of those because of our CP, nobody told us any of*
186 *that. How are we supposed to know to advocate for ourselves, not just as an*
187 *adult getting older in age but as an adult with CP who are now at a higher risk for*
188 *all of these other things?*
189 – Participant 4, adult with CP

190
191 Several participants with lived experience as well as clinical investigators expressed
192 that improving medical and allied health professional training could be a way to not only
193 combat knowledge gaps, but also improved provider comfort in treating adults with CP
194 and other disabilities. As one participant shared:

195
196 *This is so incredibly important, this whole preventive medicine, preventive care*
197 *for adults with disabilities and particularly that piece about individuals not being*
198 *able to find a primary care physician that really understands cerebral palsy and is*
199 *willing to take time with the individual to discuss what their issues are. That leads*
200 *back into the training.*
201 -- Participant 32, community leader

202
203 A clinical investigator participant agreed, sharing:

204
205 *The way we set up our trainings out of primary care doctors for adults, they never*
206 *see childhood or rarely see childhood disabilities and so it's a huge problem.*
207 -- Participant 22, clinical investigator

208
209 In addition to training for medical students, training for physicians in residency and
210 fellowship was another identified area in need of significant improvement by clinicians.
211 One participant reflected on how separated pediatric and adult training for many
212 specialties is, and how this contributes to lack of provider knowledge and disparities in
213 care for adults with lifelong disabilities. Participants cited increased funding for and
214 changes to the requirements of residency training to incorporate lifelong disability care
215 as potential opportunities to improve residency training.

216 217 **Theme 2: A Precision Medicine Approach for Adult CP Care**

218
219 Participants expressed the need for a “precision medicine” approach to adult CP care,
220 or CP-specific care guidelines that take into account an individual’s risk factors
221 (functional level, age, sex, medical co-morbidities, etc.) to guide prevention, screening,
222 and treatment decisions. One participant wondered how mobility function (based on
223 Gross Motor Function Classification System (GMFCS) levels) affected bone density and
224 the need for screening:

225
226 *I was just wondering, have you guys talked about considering the GMFCS*
227 *levels? I'm a pretty high functioning level one, and so I'm up and moving a lot.*
228 *Obviously, that's way different than a level four or five. Is that somethin' that you*
229 *guys are considering when you're talking about who to scan and who to think*
230 *about this? Obviously, that's gonna affect—my bone density's gonna be a little bit*
231 *different than somebody who's a three or a four or a five. I was just curious about*
232 *that.'*
233 -- Participant 4, adult with CP

234
235 Examples of a precision medicine approach came out across all research topics. For
236 instance, regarding bone density screening, how can an individual's age, sex, mobility
237 status, medication history, fall risk, etc., be factored in to determine how often they
238 should undergo screening? Regarding kidney disease, how does one's medication use
239 and medical history (including bowel and bladder issues) affect their risk of renal
240 disease, and how does their muscle mass and mobility status impact interpretation of
241 markers of renal disease like creatinine? All of these questions, and more, affect
242 primary care and preventive screening. As such, a call for comprehensive, CP-specific
243 care guidelines was made by participants across focus groups. However, in lieu of CP-
244 specific guidelines, participants expressed that at a minimum, adults with CP should
245 consistently receive the screenings and management recommended for the general
246 population.

247
248 **Theme 3: The Need to Address Ableism**

249
250 Unfortunately, several participants also noted ableism as a barrier to care. One
251 participant elaborated:

252
253 *A lotta times, doctors don't wanna even deal — this is a horrible, horrible reality,*
254 *but a lotta times, doctors don't wanna deal with people with CP because they*
255 *don't understand the way that we move. They don't understand us when we talk.*
256 -- Participant 1, adult with CP

257
258 A couple of participants with lived experience were concerned that their communication
259 impairments, such as dysarthria, impacted provider-patient relationships, and one was
260 concerned their speech may cause a provider to assume they are “drunk” (Participant
261 19, adult with CP). Several community leaders shared that barriers to care include
262 ableist assumptions, like people with disabilities are not sexually active or won't have
263 children.

264
265 *Then there's some practitioners that put up barriers saying that well, this person*
266 *doesn't need this [preventive] care because they're not going to child bear or*
267 *they're not—they don't have sex, those kinds of things. I think part of it is*
268 *dispelling those—a lot of it is dispelling those ableist attitudes.*
269 -- Participant 38, community leader

270

271

272 Several clinical investigators also highlighted ableism as an urgent issue, citing
273 enhanced medical and health profession training as a potential way to mitigate this for
274 future generations of clinicians, as detailed above.

275

276 While these three themes emerged across focus groups and topic areas, they were
277 informed by participant experiences and perspectives that arose during discussion of
278 the following three potential research topics. Participant perspectives related to each of
279 these topic areas are discussed below, with participant-identified research questions
280 related to these topics listed in table 6.

281

282 ***Bone Health***

283

284 Many participants with lived experience had personal experience with bone health
285 issues, and many clinicians found these issues extremely relevant to their practice.
286 Community leaders also felt that these issues were important to both themselves and
287 members of their communities. Despite experiencing multiple fractures, fractures from
288 minor trauma, and low bone mineral density, those with lived experience also shared
289 difficulty finding providers knowledgeable about and comfortable with their needs.

290

291 Since providers were unaware of the bone health risks facing adults with CP, they were
292 unable to provide anticipatory guidance or lead screening, evaluation, or management
293 interventions to detect and/or treat bone health issues. Clinician participants expressed
294 uncertainty regarding best practices for bone health screening — for example, when to
295 get a bone density scan, how often, and if/when to initiate medications for bone health.
296 Furthermore, adults with CP shared that they, too, were unaware of these risks until
297 they had already experienced a fracture. For example, one participant broke her
298 shoulder, requiring her to be in the hospital for three weeks and then in a long-term care
299 facility for a month. Prior to this accident, bone health had never been discussed.

300

301 ***Kidney Health***

302

303 The increased risk of chronic kidney disease was new information for many participants
304 with lived experience, and they consequently felt that increasing awareness among the
305 community as well as providers was critical. A couple of adults with CP reported
306 personal experience with renal issues, including nephrolithiasis and congenital kidney
307 disease. Several clinical investigators shared that they saw issues like nephrolithiasis
308 and bladder issues (e.g., urinary retention, chronic infections) more frequently than
309 frank renal disease.

310

311 Interestingly, several participants brought up societal and environmental factors that
312 may influence kidney health. The lack of accessible restrooms and/or assistance to use
313 the restroom may cause some adults with CP to withhold from urinating, or may even
314 incentivize some to purposefully underhydrate themselves to avoid needing to urinate in
315 public. One of these participants recalled an experience where she did not go the
316 bathroom for a whole day in college because of the lack of accessible bathrooms.

317 Several clinical investigators also discussed the impact of chronic underhydration on
318 renal health in adults with CP, and similarly tied in societal factors.

319
320 **Preventive Care**

321
322 Many participants across all focus groups felt that the issues and barriers surrounding
323 preventive care resonated with their experiences. Multiple participants in the lived
324 experience and community leader groups felt that the transition period between
325 pediatrics and adulthood was a particularly challenging time given changes in providers
326 and services, and the inaccurate view of CP as a static, childhood condition.
327 Participants again highlighted lack of provider awareness as a barrier to comprehensive
328 care and emphasized the importance of educating healthcare professionals as well as
329 the CP community about the unique health needs and risks of adults with CP.
330 Community awareness can help facilitate advocacy with providers who may be
331 unfamiliar with CP.

332
333 Several participants highlighted the significant accessibility barriers to preventive care,
334 particularly when it comes to women's health (e.g., mammograms and pelvic exams). In
335 this case, even if the PCP orders the appropriate screening test, if the healthcare facility
336 itself is inaccessible, then the test cannot be completed. Participants noted other
337 barriers to preventive care, including the time pressure of short preventive care visits,
338 insurance barriers, access to a primary care provider (PCP). Clinical investigators also
339 found these barriers and challenges relevant to their clinical practice, and noted
340 particular challenges for adults with CP in accessing dental care, nutritional counseling,
341 and sexual and reproductive healthcare.

342
343 **Discussion**

344
345 We sought to explore stakeholder experiences and identify research priorities for the
346 adult cerebral palsy (CP) research agenda to co-create a multicenter research program
347 focused on adults and aging with CP. Using the infrastructure of the Cerebral Palsy
348 Research Network (CPRN), we conducted iterative focus groups with adults with CP,
349 caregivers, clinical investigators, and community leaders using a qualitative descriptive
350 approach. Participants identified issues related to preventive care as the top priority,
351 though also found bone and kidney health to be important issues. Through thematic
352 analysis of data, we identified themes that cut across these various research areas
353 related to patient and provider knowledge gaps, a precision medicine approach for adult
354 CP care, and the need to address ableism.

355
356 Adults with CP face unique health risks, including greater risk of stroke and myelopathy;
357 high rates of chronic fatigue and chronic pain; and high prevalence of many
358 cardiovascular, metabolic, respiratory, musculoskeletal, and psychological chronic
359 conditions, as well as multimorbidity.²⁻⁸ Additionally, compared to adults without CP,
360 adults with CP have higher healthcare utilization across all settings and 154% higher all-
361 cause healthcare costs.⁴¹ However, despite this high burden of chronic disease and
362 healthcare utilization, the vast majority of clinical services, interventions, funding, and

363 research studies are focused on children, and CP in adulthood has been the focus of
364 only 4% of all CP-related National Institutes of Health funding.⁴²⁻⁴⁴ In 2018, the CPRN
365 set a patient-centered research agenda for CP, including consumers, clinicians, and
366 researchers in the process, and identified issues related to aging with CP as the top
367 research priority.⁴⁵ Our study built upon and expanded this top priority by exploring
368 specific topic areas related to aging with CP (bone health, kidney health, and preventive
369 care) and is the first to engage the adult CP community in doing so. Preventive care
370 emerged as the top priority among those discussed in our study, and improvements in
371 preventive care can facilitate the earlier identification and treatment of many chronic
372 diseases.

373
374 Participants throughout all focus groups in our study cited a lack of provider – and
375 patient – knowledge as a significant barrier to appropriate care. Many participants with
376 lived experience were learning of these unique health risks for the first time during our
377 study, and many also recalled having to educate their providers about CP. Prior studies
378 have also found a lack of knowledgeable providers to be a barrier to adult CP care.^{10,11}
379 In addition to lack of disability-specific knowledge, multiple studies have also found a
380 lack of adult provider *comfort* with developmental disabilities to be a major barrier to
381 age-appropriate care.⁴⁶⁻⁴⁸ Our participants supported these findings, recounting clinical
382 encounters with providers who did not feel comfortable with their needs but also with
383 providers who were willing to engage and support them despite a lack of CP “expertise”.
384 While there have been many educational programs designed to improve training of
385 medical and health professional students in caring for persons with disabilities, and
386 intellectual and developmental disabilities (IDD), in particular, many barriers to
387 instituting mandated disability education and training requirements persist (e.g., overfull
388 curriculums, inadequate resources, lack of faculty champions).^{47,49-52} One study that
389 audited the IDD content of Australian universities’ medical training found particularly low
390 presence of curricula on preventive health, sexual health, and women’s health, which
391 reflected the care gaps noted by our participants. Interestingly, participants in our study,
392 particularly adults with CP, also emphasized the need to educate patients themselves
393 on the unique risks and needs facing adults with CP. Many adults with CP shared that
394 they are often their own best advocate in their care and desire CP-specific knowledge to
395 continue to advocate with their care teams. Empowering patients to self-advocate can
396 improve communication and enhance patient-centered care, goal-concordant care, and
397 both patient and provider experience.^{53,54} Therefore, educational efforts should be
398 bidirectional, with efforts geared towards both health professionals and persons with
399 lived experience.

400
401 CP is an extremely heterogeneous condition, and individuals with CP can have multiple
402 types and severities of functional impairments and medical comorbidities.⁵⁵⁻⁵⁸ Given this
403 heterogeneity, participants in our study highlighted the importance of a precision
404 medicine approach to care for adults with CP, taking into account an individual’s risk
405 factors when making preventive, screening, and treatment recommendations. While
406 precision medicine is often used in reference to genomics and biomarkers, its definition
407 more broadly speaks to “individualizing the health-care process to the uniquely evolving
408 health status of each patient.”⁵⁹ And while the use of genomics and/or biomarkers to

409 guide CP care may be a long-term future goal, participants spoke to consideration of
410 variables like functional level, age, sex, medical history, and medication use in tailoring
411 an individual's care, thereby providing more effective and efficient care. In disability
412 healthcare and rehabilitation, precision rehabilitation focuses on delivering the "right
413 intervention, at the right time, to the right individual" to maintain and optimize function.⁶⁰
414 Similar frameworks have been described to tailor rehabilitation interventions to the
415 individual in spinal cord injury and traumatic brain injury and to guide physical therapy
416 interventions.⁶¹⁻⁶³ An example discussed by our participants focused on personalized
417 approaches to bone density screening (e.g., using age, sex, mobility status, fracture
418 history, fall risk to guide initiation and frequency of screening). However, such an
419 individualized screening pathway would require large sample sizes and likely long-term
420 follow up. Near-term future studies should focus on exploring likely high-yield risk
421 factors to guide care, with the long-term goal of a more detailed, personalized approach.

422
423 Ableism influences many of the complex, multifactorial barriers to equitable healthcare
424 that people with disabilities, including CP, face.⁶⁴⁻⁶⁷ Indeed, adults with CP have lower
425 rates of annual wellness visits; experience fractured, inconsistent care; and have
426 healthcare teams largely driven by availability of providers rather than expertise or
427 comfort.^{9,10,24,25,68} Prior studies have shown that most physicians believe that people
428 with significant disability have worse quality of life than those without disabilities; less
429 than half of physicians were very confident in their ability to provide equal care to
430 persons with disabilities; and physicians often feel overwhelmed by the demands of
431 providing care to people with disabilities.^{64,65} In addition to the lack of provider
432 knowledge discussed above, our participants discussed the lack of adequate time in
433 clinical visits to discuss their needs and concerns adequately, ableist assumptions
434 about sexual and reproductive health, and concerning communication challenges (e.g.,
435 fear that clinicians would assume a patient is "drunk" due to speech difficulties). Some
436 of these barriers may be particularly impactful in the primary care setting, where lack of
437 time, poor reimbursement, and care coordination burdens particularly impede access for
438 patients with disabilities.⁶⁹ And while participants acknowledged these factors, several
439 also emphasized the importance of facilitating comprehensive primary care for adults
440 with CP, rather than delegating CP care to specialists, since primary care is frequently
441 the gateway to specialty care.

442 443 **Study Limitations**

444
445 This study has several important limitations. Participants were recruited from CP- and
446 disability-focused networks, and therefore our findings may not be transferable to the
447 general community, specifically to people who are less connected with and less active
448 in CP research and advocacy efforts.⁷⁰ Similarly, while we were able to recruit
449 participants with lived experience who were non-White and Hispanic, the majority of
450 lived experience participants were White and non-Hispanic. While it is important to
451 amplify the voices of adults with CP in this type of research, our lived experience focus
452 groups only included one caregiver; therefore, the perspectives of a larger group of
453 caregivers, who often care for individuals with more severe disability, may differ. We
454 successfully recruited adults with CP with varying GMFCS levels; however, we did not

455 have sufficient numbers of participants within each GMFCS level to directly compare
456 between subgroups. Future research could evaluate whether or not research priorities
457 vary based on one's functional mobility level.

458
459 **Conclusions**

460
461 Adults with CP face unique healthcare needs and risks as they age, and the evidence
462 base to guide their care lags significantly behind. Individuals with lived experience,
463 clinical investigators, and community leaders in our study identified preventive care as
464 the top research priority for the adult CP research agenda. Knowledge gaps among
465 patients and providers alike, the desire for a precision medicine approach to guide care
466 for adults with CP, and the impact of ableism on care impacted all potential research
467 areas discussed. Next steps in this line of research should focus on interventions to
468 facilitate primary and preventive care interactions for adults with CP while continuing to
469 engage stakeholders in the research process. The research goals and design should
470 directly attend to the insights gained in this study. Participants also felt that bone health
471 was a significant issue, and future research should focus on delineating who is most at
472 risk for fractures and low bone mineral density to guide appropriate screening
473 measures.

474
475 **Acknowledgements:** This work was supported by the Cerebral Palsy Alliance
476 Research Foundation (CPARF) who funded an Accelerator Award for work within the
477 Cerebral Palsy Research Network. The funder had no role in determining the funding,
478 design, implementation or interpretation of the findings.

479
480 We would like to thank the adults with cerebral palsy, caregivers, clinical investigators,
481 and community leaders who participated in our study, sharing their experiences and
482 perspectives with the hopes of improving health, function, and quality of life for
483 individuals with cerebral palsy across the lifespan.

484
485 **Declaration of Interest Statement:** While Jocelyn Cohen is affiliated with the Cerebral
486 Palsy Alliance Research Foundation (CPARF), she did not participate in grant review or
487 funding decisions. CPARF's grant and funding committees of CPARF did not participate
488 in the study design, data collection or analysis, or manuscript preparation. No other
489 competing interests to declare.

490
491 **Data Availability Statement:** The data that support the findings of this study are
492 available from the corresponding author upon reasonable request.

493

494 References

- 495 1. Brooks JC, Strauss DJ, Shavelle RM, Tran LM, Rosenbloom L, Wu YW. Recent trends
496 in cerebral palsy survival. Part II: individual survival prognosis. *Dev Med Child Neurol*.
497 2014;56(11):1065-1071. doi:10.1111/dmcn.12519
- 498 2. Smith SE, Gannotti M, Hurvitz EA, et al. Adults with Cerebral Palsy Require Ongoing
499 Neurologic Care: A Systematic Review. *Ann Neurol*. 2021;89(5):860-871.
500 doi:<https://doi.org/10.1002/ana.26040>
- 501 3. van der Slot WMA, Benner JL, Brunton L, et al. Pain in adults with cerebral palsy: A
502 systematic review and meta-analysis of individual participant data. *Ann Phys Rehabil Med*.
503 2021/05/01/ 2021;64(3):101359. doi:<https://doi.org/10.1016/j.rehab.2019.12.011>
- 504 4. Cremer N, Hurvitz EA, Peterson MD. Multimorbidity in middle-aged adults with
505 cerebral palsy. *The American journal of medicine*. 2017;130(6):744. e9-744. e15.
- 506 5. Peterson MD, Ryan JM, Hurvitz EA, Mahmoudi E. Chronic conditions in adults with
507 cerebral palsy. *JAMA*. 2015;314(21):2303-2305.
- 508 6. Peterson MD, Lin P, Kamdar N, Hurvitz EA, Mahmoudi E. Psychological,
509 Cardiometabolic, and Musculoskeletal Morbidity and Multimorbidity Among Adults With
510 Cerebral Palsy and Spina Bifida: A Retrospective Cross-sectional Study. *Am J Phys Med*
511 *Rehabil*. 2021;100(10):940-945.
- 512 7. Smith KJ, Peterson MD, O'Connell NE, et al. Risk of depression and anxiety in adults
513 with cerebral palsy. *JAMA neurology*. 2019;76(3):294-300.
- 514 8. Brunton L, Hall S, Passingham A, Wulff J, Delitala R. The prevalence, location,
515 severity, and daily impact of pain reported by youth and young adults with cerebral palsy. *J*
516 *Pediatr Rehabil Med*. 2016;9(3):177-183.
- 517 9. Peterson MD, Hurvitz EA. Cerebral palsy grows up. Elsevier; 2021:1404-1406.
- 518 10. Sarmiento CA, Wyrwa JM, Glaros C, Holliman Brooke D, Brenner LA. Experiences of
519 young adults with cerebral palsy in pediatric care transitioning to adult care. *Dev Med Child*
520 *Neurol*. n/a(n/a)doi:<https://doi.org/10.1111/dmcn.15907>
- 521 11. Lilly H, Bitzel M, Pejnovic T, Schnell J, Doty A. Barriers and characteristics for
522 successful transition to adult healthcare for individuals with cerebral palsy: a systematic
523 review. *Phys Ther Rev*. 2019/09/03 2019;24(5):195-207.
524 doi:10.1080/10833196.2019.1662995
- 525 12. Peterson MD, Haapala HJ, Chaddha A, Hurvitz EA. Abdominal obesity is an
526 independent predictor of serum 25-hydroxyvitamin D deficiency in adults with cerebral
527 palsy. *Nutr Metab (Lond)*. 2014;11:22. doi:10.1186/1743-7075-11-22
- 528 13. Ryan JM, Peterson MD, Ryan N, et al. Mortality due to cardiovascular disease,
529 respiratory disease, and cancer in adults with cerebral palsy. *Dev Med Child Neurol*. Aug
530 2019;61(8):924-928. doi:10.1111/dmcn.14176
- 531 14. Ryan JM, Allen E, Gormley J, Hurvitz EA, Peterson MD. The risk, burden, and
532 management of non-communicable diseases in cerebral palsy: a scoping review. *Dev Med*
533 *Child Neurol*. Aug 2018;60(8):753-764. doi:10.1111/dmcn.13737
- 534 15. Whitney DG, Alford AI, Devlin MJ, Caird MS, Hurvitz EA, Peterson MD. Adults with
535 Cerebral Palsy have Higher Prevalence of Fracture Compared with Adults Without Cerebral
536 Palsy Independent of Osteoporosis and Cardiometabolic Diseases. *J Bone Miner Res*. Jul
537 2019;34(7):1240-1247. doi:10.1002/jbmr.3694

- 538 16. Whitney DG, Rabideau ML, McKee M, Hurvitz EA. Preventive Care for Adults With
539 Cerebral Palsy and Other Neurodevelopmental Disabilities: Are We Missing the Point?
540 *Front Integr Neurosci.* 2022:31.
- 541 17. Whitney DG, Oliverio AL. The association between kidney disease and mortality
542 among adults with cerebral palsy—a cohort study: it is time to start talking about kidney
543 health. *Front Neurol.* 2021;12:732329.
- 544 18. Whitney DG, Schmidt M, Bell S, Morgenstern H, Hirth RA. Incidence rate of
545 advanced chronic kidney disease among privately insured adults with neurodevelopmental
546 disabilities. *Clin Epidemiol.* 2020:235-243.
- 547 19. Whitney DG, Caird MS, Jepsen KJ, Hurvitz EA, Hirth RA. Excess healthcare spending
548 associated with fractures among adults with cerebral palsy. *Disability and Health Journal.*
549 2022;15(3):101315.
- 550 20. Hurvitz EA, Whitney DG, Waldron-Perrine B, et al. Navigating the pathway to care in
551 adults with cerebral palsy. *Front Neurol.* 2021;12:734139.
- 552 21. Whitney DG, Bell S, Hurvitz EA, Peterson MD, Caird MS, Jepsen KJ. The mortality
553 burden of non-trauma fracture for adults with cerebral palsy. *Bone Reports.* 2020/12/01/
554 2020;13:100725. doi:<https://doi.org/10.1016/j.bonr.2020.100725>
- 555 22. Whitney DG, Wolgat EM, Ellenberg EC, Hurvitz EA, Schmidt M. The paradoxical
556 relationship between severity of cerebral palsy and renal function in middle-aged adults:
557 better renal function or inappropriate clinical assessment? *Disabil Rehabil.*
558 2022;44(15):3853-3859.
- 559 23. Havercamp SM, Scott HM. National health surveillance of adults with disabilities,
560 adults with intellectual and developmental disabilities, and adults with no disabilities.
561 *Disability and health journal.* 2015;8(2):165-172.
- 562 24. Groskaufmanis L, Lin P, Kamdar N, et al. Racial and Ethnic Inequities in Use of
563 Preventive Services Among Privately Insured Adults With a Pediatric-Onset Disability. *The*
564 *Annals of Family Medicine.* 2022;20(5):430-437.
- 565 25. Mahmoudi E, Lin P, Khan A, Kamdar N, Peterson MD. Potentially preventable
566 hospitalizations among adults with pediatric-onset disabilities. Elsevier; 2022:2226-2235.
- 567 26. Wiles LK, Kay D, Luker JA, et al. Consumer engagement in health care policy,
568 research and services: A systematic review and meta-analysis of methods and effects.
569 *PLoS One.* 2022;17(1):e0261808. doi:10.1371/journal.pone.0261808
- 570 27. Selby JV, Beal AC, Frank L. The Patient-Centered Outcomes Research Institute
571 (PCORI) national priorities for research and initial research agenda. *JAMA.*
572 2012;307(15):1583-1584.
- 573 28. Morris C, Shilling V, McHugh C, Wyatt K. Why it is crucial to involve families in all
574 stages of childhood disability research. *Dev Med Child Neurol.* 2011;53(8):769-771.
- 575 29. Bailes AF, Kean J, Gross PH, et al. The cerebral palsy research network: Building a
576 learning health network for cerebral palsy. *J Pediatr Rehabil Med.* 2021;14(2):161-171.
577 doi:10.3233/prm-210011
- 578 30. O'Brien BC, Harris IB, Beckman TJ, Reed DA, Cook DA. Standards for reporting
579 qualitative research: a synthesis of recommendations. *Acad Med.* Sep 2014;89(9):1245-51.
580 doi:10.1097/acm.0000000000000388

- 581 31. Sandelowski M. Sample size in qualitative research. *Res Nurs Health*.
582 1995;18(2):179-183.
- 583 32. Patton MQ. Enhancing the quality and credibility of qualitative analysis. *Health Serv*
584 *Res*. 1999;34(5 Pt 2):1189.
- 585 33. Suri H. Purposeful sampling in qualitative research synthesis. *Qualitative research*
586 *journal*. 2011;11(2):63-75.
- 587 34. Harris PA, Taylor R, Thielke R, Payne J, Gonzalez N, Conde JG. Research electronic
588 data capture (REDCap)--a metadata-driven methodology and workflow process for
589 providing translational research informatics support. *J Biomed Inform*. Apr 2009;42(2):377-
590 81. doi:10.1016/j.jbi.2008.08.010
- 591 35. Bradshaw C, Atkinson S, Doody O. Employing a Qualitative Description Approach in
592 Health Care Research. *Global Qualitative Nursing Research*. 2017;4:2333393617742282.
593 doi:10.1177/2333393617742282
- 594 36. Jack SM, Phoenix M. Qualitative health research in the fields of developmental
595 medicine and child neurology. *Dev Med Child Neurol*. 2022;64(7):830-839.
- 596 37. Sandelowski M. Whatever happened to qualitative description? *Res Nurs Health*.
597 2000;23(4):334-340.
- 598 38. Saldaña J. The coding manual for qualitative researchers. *The coding manual for*
599 *qualitative researchers*. 2021:1-440.
- 600 39. Creswell JW, Poth CN. *Qualitative inquiry and research design: Choosing among*
601 *five approaches*. Sage publications; 2016.
- 602 40. Kiger ME, Varpio L. Thematic analysis of qualitative data: AMEE Guide No. 131. *Med*
603 *Teach*. 2020;42(8):846-854.
- 604 41. Whitney DG, Kamdar NS, Ng S, Hurvitz EA, Peterson MD. Prevalence of high-burden
605 medical conditions and health care resource utilization and costs among adults with
606 cerebral palsy. *Clin Epidemiol*. 2019:469-481.
- 607 42. Lungu C, Hirtz D, Damiano D, Gross P, Mink JW. Report of a workshop on research
608 gaps in the treatment of cerebral palsy. *Neurology*. 2016;87(12):1293-1298.
- 609 43. Wu YW, Mehravari AS, Numis AL, Gross P. Cerebral palsy research funding from the
610 National Institutes of Health, 2001 to 2013. *Dev Med Child Neurol*. 2015;57(10):936-941.
611 doi:<https://doi.org/10.1111/dmcn.12789>
- 612 44. Australia CP. The economic impact of cerebral palsy in Australia in 2007. *Access*
613 *Economics Pty Ltd*. 2008:74.
- 614 45. Gross PH, Bailes AF, Horn SD, et al. Setting a patient-centered research agenda for
615 cerebral palsy: a participatory action research initiative. *Dev Med Child Neurol*.
616 2018;60(12):1278-1284.
- 617 46. Stillman MD, Ankam N, Mallow M, Capron M, Williams S. A survey of internal and
618 family medicine residents: assessment of disability-specific education and knowledge.
619 *Disability and health journal*. 2021;14(2):101011.
- 620 47. Crane JM, Strickler JG, Lash AT, et al. Getting comfortable with disability: the short-
621 and long-term effects of a clinical encounter. *Disability and health journal*.
622 2021;14(2):100993.
- 623 48. Shapiro HFJ, Frueh JS, Chiuidea M, Sillau S, Sanders JS. Education research:
624 predictors of resident physician comfort with individuals with intellectual and

- 625 developmental disabilities: a cross-sectional study. *Neurology® Education*.
626 2023;2(1):e200045.
- 627 49. Sarmiento C, Miller SR, Chang E, Zazove P, Kumagai AK. From impairment to
628 empowerment: a longitudinal medical school curriculum on disabilities. *Acad Med*.
629 2016;91(7):954-957.
- 630 50. Trollor JN, Eagleson C, Turner B, et al. Intellectual disability content within tertiary
631 medical curriculum: how is it taught and by whom? *BMC Med Educ*. 2018/08/02
632 2018;18(1):182. doi:10.1186/s12909-018-1286-z
- 633 51. Trollor JN, Ruffell B, Tracy J, et al. Intellectual disability health content within
634 medical curriculum: an audit of what our future doctors are taught. *BMC Med Educ*.
635 2016/04/11 2016;16(1):105. doi:10.1186/s12909-016-0625-1
- 636 52. Lee D, Pollack SW, Mroz T, Frogner BK, Skillman SM. Disability competency training
637 in medical education. *Med Educ Online*. 2023;28(1):2207773.
- 638 53. Sanders JJ, Curtis JR, Tulsy JA. Achieving Goal-Concordant Care: A Conceptual
639 Model and Approach to Measuring Serious Illness Communication and Its Impact. *J Palliat*
640 *Med*. 2018/03/01 2017;21(S2):S-17-S-27. doi:10.1089/jpm.2017.0459
- 641 54. Keij SM, Lie HC, Laidsaar-Powell R, et al. Patient-related characteristics considered
642 to affect patient involvement in shared decision making about treatment: A scoping review
643 of the qualitative literature. *Patient Educ Couns*. 2023/06/01/ 2023;111:107677.
644 doi:<https://doi.org/10.1016/j.pec.2023.107677>
- 645 55. Pruitt DW, Tsai T. Common medical comorbidities associated with cerebral palsy.
646 *Physical Medicine and Rehabilitation Clinics*. 2009;20(3):453-467.
- 647 56. Craig F, Savino R, Trabacca A. A systematic review of comorbidity between cerebral
648 palsy, autism spectrum disorders and Attention Deficit Hyperactivity Disorder. *Eur J*
649 *Paediatr Neurol*. 2019;23(1):31-42.
- 650 57. Vova J. Cerebral Palsy: An Overview of Etiology, Types and Comorbidities. *OBM*
651 *Neurobiology*. 2022;6(2):1-25.
- 652 58. Hollung SJ, Bakken IJ, Vik T, et al. Comorbidities in cerebral palsy: a patient registry
653 study. *Dev Med Child Neurol*. 2020;62(1):97-103.
- 654 59. Kosorok MR, Laber EB. Precision medicine. *Annual review of statistics and its*
655 *application*. 2019;6(1):263-286.
- 656 60. French MA, Roemmich RT, Daley K, et al. Precision Rehabilitation: Optimizing
657 Function, Adding Value to Health Care. *Arch Phys Med Rehabil*. Jun 2022;103(6):1233-
658 1239. doi:10.1016/j.apmr.2022.01.154
- 659 61. Wagner AK. TBI Rehabilomics Research: an Exemplar of a Biomarker-Based
660 Approach to Precision Care for Populations with Disability. *Curr Neurol Neurosci Rep*.
661 2017/09/19 2017;17(11):84. doi:10.1007/s11910-017-0791-5
- 662 62. Wagner AK. A Rehabilomics framework for personalized and translational
663 rehabilitation research and care for individuals with disabilities: Perspectives and
664 considerations for spinal cord injury. *The Journal of Spinal Cord Medicine*. 2014/09/01
665 2014;37(5):493-502. doi:10.1179/2045772314Y.0000000248
- 666 63. Woelfel JR, Dudley-Javoroski S, Shields RK. Precision Physical Therapy: Exercise,
667 the Epigenome, and the Heritability of Environmentally Modified Traits. *Phys Ther*.
668 2018;98(11):946-952. doi:10.1093/ptj/pzy092

- 669 64. Lagu T, Haywood C, Reimold K, DeJong C, Walker Sterling R, Iezzoni LI. 'I Am Not
670 The Doctor For You': Physicians' Attitudes About Caring For People With Disabilities.
671 *Health Aff (Millwood)*. Oct 2022;41(10):1387-1395. doi:10.1377/hlthaff.2022.00475
672 65. Iezzoni LI, Rao SR, Ressler J, et al. Physicians' Perceptions Of People With
673 Disability And Their Health Care: Study reports the results of a survey of physicians'
674 perceptions of people with disability. *Health Aff (Millwood)*. 2021;40(2):297-306.
675 66. VanPuymbrouck L, Friedman C, Feldner H. Explicit and implicit disability attitudes
676 of healthcare providers. *Rehabil Psychol*. May 2020;65(2):101-112.
677 doi:10.1037/rep0000317
678 67. Marrocco A, Krouse HJ. Obstacles to preventive care for individuals with disability:
679 Implications for nurse practitioners. *J Am Assoc Nurse Pract*. 2017;29(5):282-293.
680 68. Clark J, Sarmiento C, Sanders J, Wang L, Fetsko L, Akamagwuna U. Navigating the
681 complex care landscape: Addressing challenges and advancing adult care frameworks for
682 individuals with cerebral palsy. *Health Care Transitions*. 2024/01/01/ 2024;2:100051.
683 doi:<https://doi.org/10.1016/j.hctj.2024.100051>
684 69. Okumura MJ, Kerr EA, Cabana MD, Davis MM, Demonner S, Heisler M. Physician
685 Views on Barriers to Primary Care for Young Adults With Childhood-Onset Chronic
686 Disease. *Pediatrics*. 2010;125(4):e748-e754. doi:10.1542/peds.2008-3451
687 70. Shenton AK. Strategies for ensuring trustworthiness in qualitative research projects.
688 *Education for information*. 2004;22(2):63-75.
689
690

691 **Table 1.** Focus group participants, recruitment, and eligibility criteria.
692

Focus Group Participants	Recruited from	Eligibility criteria	Purposefully sampled for diversity of	Number and size of focus groups
Adults with CP and caregivers	Study team clinical sites CPRN, CPARF stakeholder groups	30 years and older* + diagnosis of CP -OR- Caregiver of adult with CP	Gender Race and ethnicity Functional mobility level [^]	2 focus groups 8-10 participants each
Clinical investigators	CPRN Other CP-focused clinical sites	Self-identified clinician and/or investigators who regularly treats adults with CP or is involved in transition from pediatric to adult care Interest in multicenter research program	Clinical role (e.g., MD, PT) Specialty (e.g., neurology, PM&R)	1 focus group 8-10 participants
Community leaders and advocates	CP and disability community organizations Social media advocates in CP and disability spaces	Potential to / interest in using platform to promote adult CP research	Organizations/ platforms	1 focus group 8-10 participants

693 *We used a minimum age of 30 years for adults with CP as we were seeking participant
694 perspectives on adult health issues and adult healthcare and therefore sought
695 participants with several years of experience in adult healthcare settings.

696 [^]based on Gross Motor Function Classification System level

697 CPARF – Cerebral Palsy Alliance Research Foundation

698 MD – Medical doctor

699 PM&R – Physical medicine & rehabilitation

700 PT – Physical therapist

701

702 **Table 2.** Characteristics of adults with cerebral palsy and caregivers participating in
 703 focus groups (N=20).
 704

Self-Reported Characteristics*	n (%) unless otherwise specified	Missing
Role		0
Adult with CP	19 (95%)	
Caregiver	1 (5%)	
Age (years): Mean, SD (range)	49.6, 12.8 (33-72)	1
Female Gender	11 (55%)	0
Race		0
Asian	2 (10%)	
Black or African American	2 (10%)	
White	15 (75%)	
Choose not to answer	1 (5%)	
Ethnicity		0
Hispanic	1 (5%)	
Not Hispanic	18 (90%)	
Choose not to answer	1 (5%)	
Geographic Region		0
Northeast	11 (55%)	
West	3 (15%)	
Midwest	3 (15%)	
Southeast	2 (10%)	
Southwest	1 (5%)	
Community Setting		1
Urban	5 (25%)	
Suburban	11 (55%)	

Rural	3 (15%)	
GMFCS level		1
I	4 (20%)	
II	6 (30%)	
III	5 (25%)	
IV	3 (15%)	
V	1 (5%)	
Mobility Function		3
Walks independently always	6 (30%)	
Walks independently sometimes	1 (5%)	
Walks with assistance always	2 (10%)	
Walks with assistance sometimes	6 (30%)	
Walks never	2 (10%)	

705 GMFCS – Gross Motor Function Classification System

706 *Self-reported characteristics represent those variables for which we purposefully sampled
 707 participants for the lived experience focus groups.

708

709 **Table 3.** Characteristics of clinical investigators participating in focus groups (N=10).
710

Self-Reported Characteristics*	n (%) unless otherwise specified	Missing
Profession		0
Physician	7 (70%)	
Therapist	2 (20%)	
Researcher	1 (10%)	
Clinical Specialty		0
Medicine/Pediatrics	1 (10%)	
Neurology	1 (10%)	
Neurosurgery	2 (20%)	
Orthopedic Surgery	1 (10%)	
Physiatry	3 (30%)	
Physical Therapy	2 (20%)	
Geographic Region		0
Northeast	1 (10%)	
West	1 (10%)	
Midwest	5 (50%)	
Southeast	2 (20%)	
Southwest	1 (10%)	
Community Setting		0
Urban	8 (80%)	
Suburban	2 (20%)	
Rural	0 (0%)	

711 *Self-reported characteristics represent those variables for which we purposefully sampled
712 participants for the clinical investigator focus group
713

714 **Table 4.** Characteristics of community leaders participating in focus groups (N=9).

715

Self-Reported Characteristics*	n (%) unless otherwise specified	Missing
Community Organization Focus		1
Cerebral palsy	5 (56%)	
General disability	2 (22%)	
Intellectual and developmental disability	1 (11%)	
Number of Different Organizations Represented^	6	1
Geographic Region		1
Northeast	4 (44%)	
West	0 (0%)	
Midwest	1 (11%)	
Southeast	1 (11%)	
Southwest	2 (22%)	
Community Setting		2
Urban	3 (33%)	
Suburban	4 (44%)	
Rural	0 (0%)	

716 *Self-reported characteristics represent those variables for which we purposefully sampled
 717 participants for the community leader focus group.

718 ^Remainder of participants were unaffiliated people with cerebral palsy (e.g., social media
 719 influencer)

720

721 **Table 5.** Identified themes and illustrative quotes, organized by research topic area.

	Theme 1: Patient and Provider Knowledge Gaps	Theme 2: A Precision Medicine Approach for Adult CP Care	Theme 3: The Need to Address Ableism
Bone Health	<p>A year ago, when I had a very mild fall but ended up fracturing my arm, and it was the second fracture I had in less than a year. It's very frustrating because it all comes down to awareness. (Participant 3, adult with CP)</p> <p>I never even heard of a DEXA scan. I have no idea what it is. I never heard of it. No one ever mentioned it to me. (Participant 8, adult with CP)</p>	<p>I think that as we think about looking at this issue in the future, we make sure we fold fall history, fear of falling, avoidance of behaviors due to prior falls. (Participant 25, clinical investigator)</p>	<p>I have [diffuse] osteopenia, and nobody wants to address it, as well as a few other things that nobody wants to address either. You're sort of left here knowing that your health's going down the tank, and there's not much you can do about it. That's my frustration. (Participant 2, adult with CP)</p>
Kidney Health	<p>I'm a nurse, and I didn't even realize that that affected the creatinine level and how much muscle mass we have or don't have. I guess my point is that, even as a medical professional, that didn't even cross my mind. I did not even correlate that relation between the muscle mass and the creatinine levels. There's definitely a huge barrier right there, just in that aspect, for me. (Participant 4, adult with CP)</p>	<p>I would also add, it's not just screening tools, but what is an appropriate baseline [creatinine], and what would be an appropriate amount of increase and/or decrease...It could also be different for different GMFCS levels. We don't necessarily know that yet. I assume. I think that would be an interesting question to look into. (Participant 12, adult with CP)</p>	<p>I completely agree about the under hydration...They're only gonna change the diaper twice a day and so they keep them dehydrated...That decade after decade of dehydration probably contributes. (Participant 21, clinical investigator)</p>
Preventive Care	<p>My primary care doctor is more or less of a joke when it comes to my CP. (Participant 8, adult with CP)</p> <p>When we see our primary care provider, it's only because he needs a vaccine, or he has an infection or whatnot. I'm not seeing any preventative care... (Participant 11, caregiver)</p> <p>My experience is that I spent an awful lot of time, in my lifetime, educating and advocating primary care, and</p>	<p>I think the preventive care's the biggest issue, trying to get the providers and the insurance company to realize that the general standard does not apply to us always. They need to think outside of the box. That's pretty much like pullin' teeth 'cause, at least from mine, they just blow you off. It's irritating. (Participant 7, adult with CP)</p>	<p>With all due respect, the residents and people who are coming up through the next generation of physicians, they are barely aware of CP or disability in general. (Participant 1, adult with CP)</p> <p>One thing in particular that I think is often dismissed when I have a concern about it is hypertension and high resting heart rate in adults with CP, which to me is indicating that the cardiovascular system is working harder than it</p>

	<p>other doctors that I see, about CP... I guess my experience has been that I've had to be my own best advocate. (Participant 1, adult with CP)</p> <p>I'm always in my line of work, always supporting our consumer community in learning how to advocate for themselves as it relates to being able to describe their disability and what they may be experiencing that's different from their disability, the regular experiences that they deal with as related to their disability. (Participant 38, community leader)</p>		<p>should be. I'm often told, "Well, we just expect that in this population," and nothing is done or considered about that. (Participant 24, clinical investigator)</p>
--	--	--	---

722 DEXA – dual-energy X-ray absorptiometry
723 GMFCS – Gross Motor Function Classification System
724

725 **Table 6.** Participant-identified research questions, organized by research topic area.
726

	Risk Assessment/ Epidemiology	Prevention/ Education	Screening	Treatment/ Management
Bone Health	<p>What are risk factors for low bone density/fracture in adults with CP (e.g., sex, age, diet/ nutrition, mobility function, medications, especially antiseizure medications)?</p> <p>How do bone health and fracture history relate to fall history, fall risk, and fear of falling? How do <i>near</i> falls impact bone health and fracture risk?</p> <p>Do prior falls result in behavior change (e.g., walk less to avoid falling, other avoidance behaviors)? How does one's level of risk avoidance/risk tolerance impact their bone health and fracture risk?</p>	<p>Would preventive measures in childhood, such as weight training and ensuring adequate nutrition, mitigate fracture risk in adulthood?</p> <p>What is the appropriate prevention protocol to minimize fracture risk in adults with CP (e.g., exercise, nutrition, supplements)?</p> <p>What is the appropriate treatment threshold and target level for vitamin D in adults with CP?</p> <p>How does access to equipment impact fracture risk? (e.g., Do standers, orthotics, lifts reducing fracture risk?)</p>	<p>What are specific recommendations/guidelines for bone density evaluation in adults with CP?</p> <p>How can we incorporate screening for bone health risk factors into routine clinical practice? (e.g., calcium and vitamin D intake, weightbearing, fracture history, nutritional status)?</p> <p>When should adults with CP get a bone density scan? How often? Will this change management of their bone health?</p>	<p>What is the appropriate treatment protocol for individuals that have low bone density or have had fractures (e.g., therapy protocol, exercise, nutrition, supplements, medications)?</p> <p>What is the treatment threshold? Does this differ based on an individual's characteristics or comorbidities?</p> <p>How does <i>recovery</i> from fracture differ for adults with CP compared to adults without CP? Does this change with age? With bone density?</p>
Kidney Health	<p>What factors affect creatinine level in adults with CP (e.g., medications, supplements, exercise)?</p> <p>What are the risk factors for kidney disease in adults with CP (e.g., medications, diet, social determinants of health, renal stones, bladder issues)?</p>	<p>What impact does chronic under hydration have on renal function? How do societal factors contribute to this (e.g., less hydration → less urine output → less need for an accessible restroom or for changes by a caregiver)?</p>	<p>Do adults with CP need a different "normal" creatinine range, or should changes over time be monitored?</p> <p>Can we "correct" creatinine for amount of muscle mass? How would this vary based on an individual's GMFCS level?</p>	

	<p>Particularly for women, how do kidney health, urologic health, and reproductive health relate?</p> <p>How does mobility level affect bladder and bowel function, and in turn kidney health?</p>		<p>What percentage of change in creatinine should prompt referral to a nephrologist?</p> <p>Can ultrasound be a useful screening tool to evaluate for residual urine, asymptomatic renal stones?</p>	
Preventive Care	<p>How can we improve medical education and training to minimize ableism in the healthcare setting?</p> <p>How does geography and rurality of one's location impact access to preventive care?</p> <p>Does the prevalence or incidence of cancer differ among adults with CP compared to adults without CP?</p> <p>Does the prevalence or incidence of drug use differ among adults with CP compared to adults without CP?</p>	<p>How can we empower and educate community members to be advocates in their care, when they do see a provider that is unfamiliar with CP?</p> <p>How can we support PCPs in busy clinics, seeing patients with a huge range of diagnoses, in caring for the unique needs of adults with CP?</p>	<p>What are appropriate preventive screening guidelines, specific to adults with CP? How can we stratify these based on individual characteristics and risk factors?</p>	<p>How can we leverage existing care teams to include providers knowledgeable about CP, even if the PCP does not have this specialized expertise?</p> <p>Does access to providers who are cross trained between pediatric and adult specialties improve the care of adults with CP?</p>

727 GMFCS – Gross Motor Function Classification System

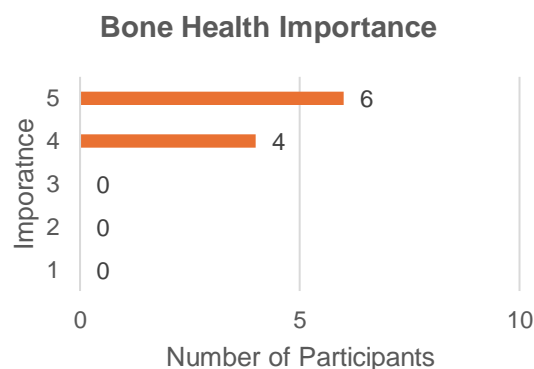
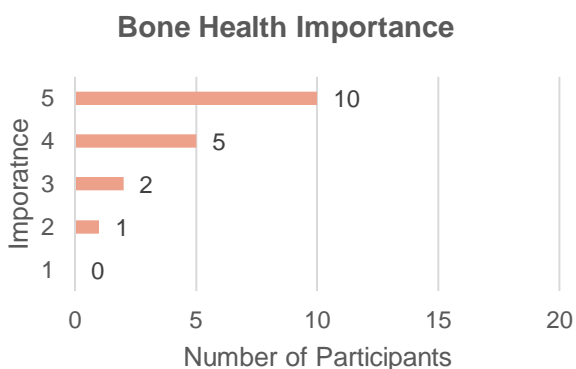
728

729 **Figures**

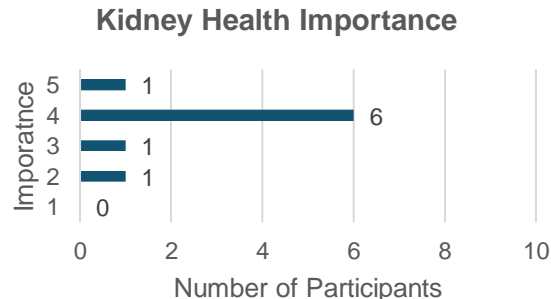
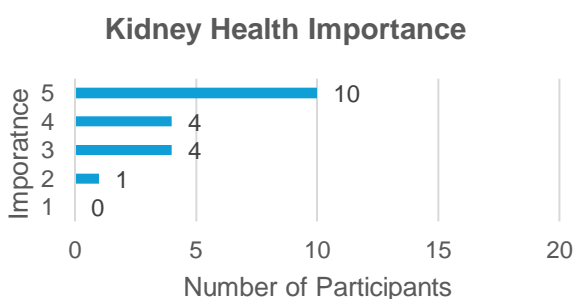
730
 731 **Figure 1.** Participants with lived experience (1A) and clinical investigators (1B) rate the
 732 importance of bone health, kidney health, and preventive care for the adult cerebral
 733 palsy research agenda (1 = not important; 5 = extremely important). X-axis shows
 734 number of participants out of the total number of participants (N=20 participants with
 735 lived experience; N=10 clinical investigators). One clinical investigator participant had to
 736 leave the focus group early and thus did not vote in the kidney health or preventive care
 737 polls.
 738

739 **A. Adults with CP and Caregivers**

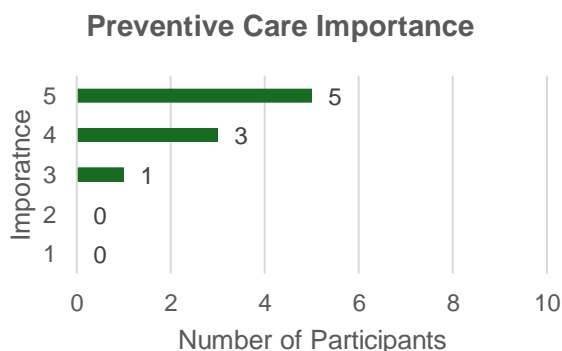
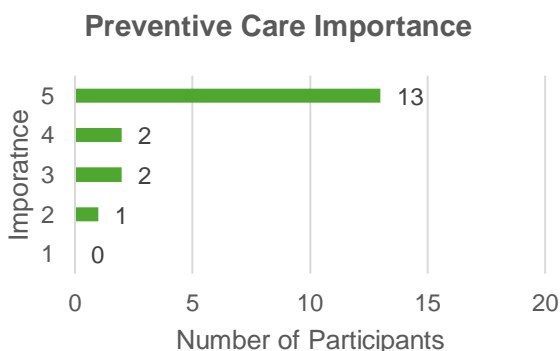
B. Clinical Investigators



740



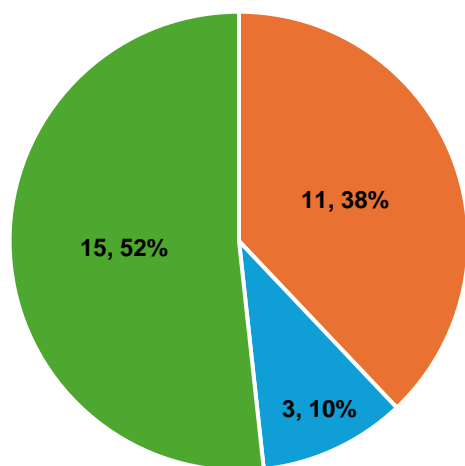
741



742

743

744 **Figure 2.** Highest priority research topic according to participants with lived experience
745 and clinical investigators (N=29; one clinical investigator participant had to leave the
746 focus group early and thus did not participate in this poll). Presented as n(%).



■ Bone Health ■ Kidney Health ■ Preventive Care

747