

# A scoping review on control strategies for *Echinococcus granulosus sensu lato*

Tania De la Cruz-Saldana<sup>1,2 \*</sup>, Javier A. Bustos<sup>1,2 \*</sup>, Maria P. Requena-Herrera<sup>3</sup>, Nelson Martinez-Merizalde<sup>4</sup>, Lizzie Ortiz-Cam<sup>3</sup>, Ana Lucía Cáceres<sup>5</sup>, Carolina Guzman<sup>1,5</sup>, Cesar M. Gavidia<sup>6</sup>, Cesar Ugarte-Gil<sup>7</sup>, Ricardo Castillo-Neyra<sup>3,8</sup>.

\*Both contributed equally to this manuscript

1. Center for Global Health, Universidad Peruana Cayetano Heredia, Lima, Peru.
2. Center for Global Health, School of Health Sciences, Universidad Peruana de Ciencias Aplicadas (UPC), Lima, Perú.
3. One Health Unit, School of Public Health and Administration, Universidad Peruana Cayetano Heredia, Lima, Peru.
4. School of Medicine, Universidad Peruana de Ciencias Aplicadas, Lima, Peru.
5. School of Medicine, Universidad Peruana Cayetano Heredia, Lima, Peru.
6. Facultad de Medicina Veterinaria, Universidad Nacional Mayor de San Marcos, Lima, Peru.
7. Department of Epidemiology. School of Public and Population Health, University of Texas Medical Branch, Galveston, Texas, USA.
8. Department of Biostatistics, Epidemiology & Informatics, Perelman School of Medicine at University of Pennsylvania, Philadelphia, Pennsylvania, USA.

**Corresponding author:** Ricardo Castillo-Neyra, DVM PhD MSPH ([cricardo@upenn.edu](mailto:cricardo@upenn.edu))

## 23 Abstract

24 **Background:** Cystic echinococcosis (CE) is a widespread neglected zoonotic disease caused  
25 by *Echinococcus granulosus sensu lato* (EG) with a global burden of control in the billions of  
26 dollars. *E. granulosus*' life cycle involves definitive, intermediate, and humans as dead-end  
27 hosts. Echinococcosis control programs use strategies that focus on any of these hosts. We  
28 aimed to provide a comprehensive and up-to-date overview of the EG control interventions  
29 worldwide.

30 **Methods:** We conducted a scoping review by mapping all studies on interventions for EG  
31 control following the Arksey and O'Malley Framework. We screened identified articles, and  
32 charted and coded selected papers. We classified the data based on target host, type of study,  
33 and control mechanism. We described the efficacy or safety outcomes, and the associated  
34 barriers/facilitators for the intervention. Critical appraisal was conducted.

35 **Results:** From 7,853 screened studies, we analyzed 45: seven centered on human  
36 interventions, 21 on animals, and 17 on both. Studies on humans focused on educational  
37 strategies and human CE monitoring. The studies on animals were field trials and most were  
38 based on Praziquantel (PZQ) for dogs. Studies focused on both animals and humans had, in  
39 general, more participants, lasted longer, and covered larger geographical areas. Overall, the  
40 quality of studies was moderate to low.

41 **Conclusions:** Available evidence suggests that long-term interventions aimed at both animals  
42 and humans can achieve significant reduction in EG transmission, particularly when PZQ  
43 treatment for dogs is included. Higher quality evidence, standardization of methodologies, and  
44 better reporting on post-intervention outcomes are necessary for drawing stronger  
45 conclusions. Further evidence is needed to assess the sustainability and scalability of control  
46 measures. Nonetheless, an integrative One Health approach is essential for overcoming the  
47 multiple challenges associated with sustaining long-term control efforts for Echinococcosis.

48 **Funding:** RCN was supported by the National Institute of Allergy and Infectious Diseases  
49 (grant nos. K01AI139284 and R01AI168291). LOC, JAB, and RCN was supported by the  
50 Fogarty International Center (grant no. D43TW012741).

51 **Keywords:** Echinococcosis, *Echinococcus granulosus*, Neglected Tropical Diseases,  
52 Neglected Zoonotic Diseases, One Health, Zoonoses

## 53 Author Summary

54 Cystic echinococcosis is a disease caused by the parasite *Echinococcus granulosus sensu*  
55 *lato*. This parasite can be found in specific areas on all continents, especially in poverty-  
56 stricken regions, increasing costs and losses. Some countries have achieved control, but most  
57 are still in the process. Our review provides a clear picture of what we currently know about  
58 these control strategies and points out where more research is needed. It highlights how the  
59 findings can improve control practices by showing what works best and address practical  
60 challenges. The review also identifies gaps in current knowledge and suggests that comparing  
61 different control methods could help find the most effective and cost-efficient solutions.  
62 Key areas needing attention include increasing support and funding for echinococcosis, as  
63 the disease is often overlooked. More research from different fields is needed to better  
64 understand and manage the disease's complexities. Better and ongoing surveillance is crucial  
65 for maintaining effective control strategies. Finally, comprehensive reviews that bring together  
66 findings from different studies are needed to identify what works best and improve and  
67 combine future control efforts.

## 68 Introduction

69 Cystic echinococcosis (CE) is a zoonotic disease caused by the tapeworm *Echinococcus*  
70 *granulosus sensu lato* (EG)<sup>1-3</sup>. CE is most prevalent in the Mediterranean area, Eurasia, North  
71 and East Africa, and South America, where the dissemination is closely linked to home sheep  
72 slaughtering and dog feeding raw viscera<sup>4-7</sup>. However, human CE cases are also reported in

73 the USA<sup>8</sup>, Canada<sup>9,10</sup>, Europe<sup>11,12</sup>, and Japan<sup>13</sup>. High infection rates among dogs, coupled  
74 with socioeconomic and ecological factors, lead to extensive human exposure<sup>14–16</sup>. The global  
75 burden of CE includes 184,000 disability-adjusted life years (DALYs) annually, human-  
76 associated economic losses of \$764 million per year<sup>17</sup>, and a global cost for controlling the  
77 disease in animals and humans estimated at \$3 billion<sup>3</sup>. Inadequate reporting of CE cases  
78 due to poor surveillance is also common globally and prevents accurate estimates of the  
79 burden of disease<sup>18</sup>. Despite its widespread distribution and significant global impact on  
80 human health, CE is considered a neglected tropical disease, more specifically a neglected  
81 zoonotic disease (NZD)<sup>19–21</sup>. CE does not receive enough attention and funding, which results  
82 in limited research efforts compared to other diseases. EG transmission involves mainly  
83 canines and ruminants, so research initiatives and intervention approaches are hindered by  
84 intersectoral work, complexities associated with ecological factors, and intricate economics  
85 related to animal husbandry<sup>22</sup>. Controlling NZDs offers a cost-effective chance to reduce  
86 poverty in rural regions where they are most prevalent<sup>23</sup>. Rural determinants of health involve  
87 social, psychological, economic and spiritual aspects that should be specifically addressed in  
88 control strategies<sup>24</sup>.

89 EG has a complex life cycle involving definitive hosts, intermediate hosts, and humans as  
90 dead-end hosts<sup>3,25</sup>. Intermediate hosts, primarily herbivores like sheep, develop larval cysts in  
91 organs such as the liver and lungs after ingesting pastures contaminated with parasite eggs.  
92 Definitive hosts, typically domestic or wild canids, become infected by consuming the organs  
93 of intermediate hosts containing these cysts<sup>3,25</sup>. In hyperendemic regions, it is common for  
94 humans to reside closely with livestock and shepherd dogs, sharing water from natural  
95 sources; however, the evidence supporting infection through contaminated water is tenuous<sup>26–</sup>  
96 <sup>31</sup>. In these areas, the infected shepherd dogs become the primary source of infection for both  
97 humans and livestock<sup>6,15</sup>.

98 CE control programs primarily aim to stop the transmission of the causative agent to the  
99 hosts<sup>18,32</sup>. Strategies targeting definite or intermediate hosts may include regular dog  
100 deworming<sup>33,34</sup>, dog population control<sup>35,36</sup>, improved management of infected viscera<sup>37</sup>, sheep  
101 vaccination<sup>38</sup>, health education programs<sup>39</sup>, epidemiological surveillance strategies<sup>40–42</sup>,  
102 improvement of diagnostic tests and infrastructure<sup>19,43</sup>, and integrative One Health initiatives<sup>44</sup>,  
103 among others. However, a common barrier to effective control programs is the lack of sufficient  
104 information needed to design, implement, and evaluate them.

105

106 A literature review is essential to identify the effective components of control and elimination  
107 interventions, aiding in strategy development and policy formulation. We conducted a  
108 comprehensive literature review, using a scoping review methodology, a useful tool in the  
109 arsenal of evidence synthesis approaches<sup>45</sup>. Our goal was to identify the scientific rationale,  
110 objectives, and efficacy of various interventions, providing a current overview of the current  
111 status of EG control interventions worldwide. This study provides new insights for future  
112 research and public health efforts for CE control.

## 113 **Methods**

114 The protocol of this review is registered on the Open Science Framework ([www.osf.io](http://www.osf.io)) with  
115 DOI 10.17605/OSF.IO/48AZR. We mapped all available evidence on interventions for EG  
116 control. We followed the Arksey and O'Malley Framework consisting of five stages: (i)  
117 Identifying the research question, (ii) Identifying relevant studies, (iii) Study selection, (iv)  
118 Charting the data, and (v) Collating, summarizing and reporting the results<sup>46,47,45,48,49</sup>.

### 119 **Identifying the research questions**

120 With this review we aimed to (i) map all evidence available regarding field interventions looking  
121 to control, reduce or eliminate echinococcosis in endemic areas and, (ii) identify research gaps  
122 that can lead to future studies and, potentially, successful interventions. The following  
123 questions guided this review:

- 124 1. What strategies have been implemented, piloted, or tested to reduce, control, or  
125 eliminate EG infection in animals and/or humans?  
126 a. What was the rationale for the study/intervention?  
127 b. Who/what were the targets?  
128 c. What barriers and facilitators were encountered?  
129 2. For each intervention found in question 1  
130 a. What was the efficacy/effectiveness outcome?  
131 b. Was there any safety metric/outcome?  
132 c. How long has the program/intervention worked? Is it still in place?  
133 d. What kind of modifications/changes has the intervention undergone over  
134 time?

## 135 Identifying relevant studies

136 We initially outlined a search strategy for databases and search engines for published data,  
137 followed by reference scanning and gray literature search for unpublished or difficult-to-find  
138 studies. For published data, we included MEDLINE (via PubMed), EMBASE, SCOPUS, Web  
139 of Science, Global Index Medicus and Google Scholar. The search strategy was outlined by  
140 the research team with the support of a librarian. (Appendix 1: search strategy) The search  
141 included all studies until May 2024. The results from all searches were imported and organized  
142 in Covidence™ (Melbourne, Australia), a web-based software platform that streamlines the  
143 literature review process.

## 144 Study selection

145 We included all available evidence, including published, preprint, or gray literature, evaluating  
146 interventions to reduce, control, or eliminate echinococcosis by EG infections in animals and  
147 humans. Our search was global; we did not restrict studies by region. We included publications  
148 in English, Spanish, and Portuguese. Studies that included vaccines as components of field  
149 interventions were included. However, studies whose primary endpoint was to evaluate the

150 efficacy of vaccines or deworming treatment under controlled conditions were considered out  
151 of the scope of this review and were excluded.

152

153 We screened the articles in two stages: first, by titles and abstracts, and second, by full-text.  
154 Titles and abstracts were imported into Covidence™ where reviewers assessed eligibility and  
155 filtered duplicates. The final list was evaluated by two pairs of reviewers. Both screening  
156 processes were preceded by a pilot to compare the results of the review teams, align criteria,  
157 and discuss discrepancies to reach a consensus. For quality appraisal, we used the Mixed  
158 Methods Appraisal Tool (MMAT) which allows the evaluation of multiple types of studies<sup>50</sup>.

## 159 Data charting, synthesis, and reporting results

160 We used an electronic form/Excel® spreadsheet developed by the research team for the full-  
161 text stage for reviewers referencing, tracking, and documentation of excluded studies. Key  
162 information recorded included, but was not limited to, author(s), year of publication,  
163 methodology, and intervention characteristics. We piloted the abstraction chart to assess  
164 consistency between reviewers and calibrate the chart if needed.

165 The included papers were divided into types of intervention and classified according to the  
166 associated control mechanism (elimination of parasites, population control of hosts, and  
167 management of sick human/animal population, among others) and their target host. For each  
168 type of intervention, we described the efficacy or effectiveness and the safety outcome, if  
169 available, and the associated variables and the barriers/facilitators found. The results are  
170 presented in figures and tables. For studies with qualitative results, a synthesis of the main  
171 variables is presented.

## 172 Quality appraisal

173 We used the Mixed Method Appraisal tool (MMAT), which allows for the appraisal stage of  
174 reviews that include qualitative, quantitative and mixed methods studies. It presents two

175 general questions followed by five sections corresponding to different study designs, each  
176 section having five questions that evaluate quality criteria<sup>50,51</sup>. Each question can be answered  
177 as "yes", "no" or "can't tell". The "yes" is considered as the fulfillment of the criterion. The tool  
178 does not present a cut-off point, so the score of the studies was presented descriptively as  
179 suggested by *Reporting the results of the MMAT (version 2018)*<sup>52</sup> as follows:

180 5\*\*\*\*\* or 100% quality criteria met

181 4 \*\*\*\* or 80% quality criteria met

182 3 \*\*\* or 60% quality criteria met

183 2 \*\* or 40% quality criteria met

184 1 \* or 20% quality criteria met

185 In the case of mixed studies, we followed the recommendation of the MMAT manual: we asked  
186 a total of 15 questions (5 questions for qualitative studies, 5 for quantitative studies and 5 for  
187 mixed studies) and considered the lowest score as the overall quality score.

## 188 Results

189 We found a total of 7,853 potentially relevant studies, with 2,848 from MEDLINE, 2,139 from  
190 Scopus, 1,347 from WHO, 828 from Web of Science, 580 from Google Scholar, 108 from  
191 Embase, and 3 from gray literature. A total of 1997 duplicates were removed either manually  
192 or identified by Covidence. After screening the titles and abstracts, 309 met the eligibility  
193 criteria. Subsequently, 264 studies were excluded during full-text review, and finally, 45  
194 studies were included in this scoping review (Fig 1). We mapped these studies across various  
195 regions globally, as depicted in Fig 3. Most of these studies were conducted in Argentina and  
196 China (n=7, each), where there are high endemicity areas. Other highly endemic areas such  
197 as Turkey and Kenya have been the subject of at least one study each. However, several  
198 other hyperendemic regions around the world have yet to be represented in the literature.



## 199 Interventions in humans

200 Of the 45 articles reviewed, seven studies reported interventions aimed only at humans (Table  
201 1a). Six studies primarily focused on education and awareness and one study focused on CE  
202 monitoring. In Portugal, a 13-year program unveiled 62 CE cases via ultrasound, 24 cases via  
203 serology, and 21 cases via both. Health information was provided to adults, with specific  
204 activities designed for children. CE prevalence decreased by 20% midway through the study  
205 and by the end, feeding raw viscera to dogs dropped from 60% to 20%<sup>53</sup>. In Peru, nine  
206 educational sessions were applied to 28 school children. A high-level knowledge of CE  
207 increased from 50% to 100% in the intervention group<sup>54</sup>. In Chile, a 7-level educational  
208 intervention run over 4 years for 3,145 participants aged 2 to 20 improved knowledge at all  
209 levels. Compared to urban, rural schools showed greater improvement. The biggest changes  
210 were in knowledge about hand washing, washing fruits and vegetables, and avoiding dog  
211 licking. Knowledge of responsible dog ownership was highest before the intervention and  
212 showed the least change<sup>55</sup>. In the USA, a 73-item questionnaire was applied to evaluate an  
213 educational program, including knowledge and the willingness to engage in preventive  
214 actions. In 8 years, awareness increased from 28% to 83%<sup>56</sup>. In Turkey, awareness  
215 interventions were applied to children, the general public, and health care professionals. In  
216 children, knowledge increased from 5.8% to almost 90%. No efficacy measure is provided for  
217 adults<sup>39</sup>. In Morocco, an integrated health messaging intervention was implemented including  
218 EG, rabies, and other zoonoses. “Piggy-backing” on high priority diseases like rabies allowed  
219 participants to better retain information on EG<sup>57</sup>. In Argentina, an ultrasound monitoring trial in  
220 humans was implemented to support a comprehensive control program. The trial revealed  
221 that prevalence reduced from 5.5% to 4.04%. Additionally, high-risk groups were identified  
222 and this evidence informed program actions<sup>58</sup>. Details about these interventions focused on  
223 humans are found in Table 1a.

224

**Table 1a. Interventions in Humans**

#	Author, year	Country of study	Study design	Sample size	Inclusion criteria	Main objective	Intervention	Intervention duration	Main outcomes
<b>Trials</b>									
1	<b>Larrieu E, et al., 1989</b>	Argentina	Field trial	689 people.	542 asymptomatic volunteers and 147 asymptomatic cohabitants of CE cases.	Control and prevention	Portable ultrasound screening in general public and cohabitants of CE cases that overwent surgery, with a 3-year gap during the national control program. Prevalence were reported.	3 years (1984-1986)	Prevalence of CE.
2	<b>Hernández Mira GM, et al., 2008</b>	Portugal	Field trial	2,152 people.	Rural volunteers: 780 men and 1362 women.	Eradicate	Tracking of CE cases in three phases. - Phase 1: Epidemiological questionnaires to volunteers. - Phase 2: Obtaining a blood samples for serological testing. - Phase 3: Abdominal ultrasound. This actions included the distribution of informative brochures along with explanation of their content, small informational sessions for general population and specific activities for school-age children.	13 years (1994-2006)	Prevalence of CE. Change in people habits.
3	<b>Pariona-Diaz A, et al., 2018</b>	Peru	Pre post	56 people.	Experimental and control group, both of 28 boys and girls from 5th grade from a public school in Huancavelica.	Prevention	Educative program: 9 in-person sessions of 2.5 hours weekly. The program, using the Bustos operative didactic model, employed various techniques and teaching materials like small group sizes, guidance, active student participation throughout the learning sessions, self-correction of answers by students, and reinforcement at the end of each session. After the intervention a questionnaire of 40 items was applied to assess effectivity.	9-10 weeks	Knowledge level about CE after the implementation of the educational program.

4	<b>Castillo-Montes M, et al., 2023</b>	Chile	Pre post	3145 people.	Students from preschool, primary and secondary. All schools from three communes were included.	Prevention and Control	Educative program: First, areas of knowledge about CE were defined and seven educational levels were differentiated by grade of education. A didactic guide with different objectives and methodologies was assigned to each level. Teachers were trained to develop the program in three sessions (initial, profundization, closure). Seven pre and post tests previously validated were applied before the first and after the last session.	5 years (2014-2018)	Changes in the knowledge level about CE after the educational program.
<b>Observational</b>									
5	<b>Condie S, et al., 1981</b>	USA	Cross-sectional	People from 156 households.	Adult members of each family from Fountain Green, Utah.	Prevention and control	A 73-item questionnaire was constructed to investigate the impact of an educational-control program. The questionnaire included information about CE and the relationship between antecedent variables and the willingness to engage in six preventive actions: medicating dogs regularly, attending screening clinics, tying up their dogs, preventing dogs from eating sheep liver and lungs, disposing sheep carcasses in covered pits and bury or burn sheep carcasses.	3 weeks (August 1978)	Correlation of attitudes and knowledge, and the willingness to participate in the public health control program.
6	<b>Ducrotoy MJ, et al., 2015</b>	Morocco	Convergent	656 people for focus groups. 6910 people for evaluation questionnaire and pop quiz. 33 teachers for evaluation forms. 23 teachers for interviews.	Three groups in rural areas of Sidi Kacem province: - Community, including women, men and children, - School children, and, - Stakeholders, including NGOs, healthcare professionals and local governments.	Prevention	For the community group, educational events focused on rabies, CE, leishmaniasis, brucellosis and bovine tuberculosis. They tried different combinations of these diseases. For events that focus solely on bacterial zoonosis, there was a separation between adults of 21 communes and school children from 23 schooled-bases. Education of stakeholders took place in participatory workshops and 4 education sessions of integrated	18 months	Pros and cons of the integrated health messaging intervention.

							messaging on all five zoonosis. Evaluation was done in focus groups, post presentation pop quizzes, and evaluation questionnaires. In schools, evaluation forms were given to teachers and headmasters, and informal interviews were held with teachers.		
7	<b>Altintas NA, et al., 2021</b>	Turkey	Descriptive	5208 people.	Three target groups from CE endemic districts: - Elementary school 3rd and 4th year students, teachers and administrators from schools, - General public, and, - Healthcare professionals.	Prevention	Awareness activities: Student adapted presentations were given in 26 schools for students, teachers and administrators. Brochures and posters were distributed. For general public seminars and brochure distribution about CE. Training of healthcare professionals included presentations and distribution of brochures.	1 year (2019-2020)	Number of attendees to the seminars. Knowledge change in school children.

\*CE: cystic echinococcosis, EG: echinococcus granulosus

225

226

## 227 Interventions in animals

228 We reviewed 21 articles of interventions aimed only at animals (Table 1b). Six interventions  
229 targeted both dogs and sheep, 12 targeted only dogs, and 3 only sheep. Most studies were  
230 based on the delivery of Praziquantel (PZQ). In Australia, an intervention included testing  
231 dogs, treating positive dogs with bunamide at days 0 and 14, and recommendations for home  
232 slaughtering. The incidence in dogs dropped from 11.3% to 2.1% in a 4-year period<sup>59</sup>. In  
233 Uruguay, different PZQ frequencies in dogs were compared. One year of PZQ treatment every  
234 6 weeks reduced the prevalence in lambs to 0, while in the 12- and 16-week schemes, as well  
235 as in the control group, the prevalence ranged from 4.3 to 18.6%<sup>60</sup>. Also in Uruguay, a PZQ-  
236 based 9-years control program in dogs reduced the prevalence in dogs from 22.7% to 1.5%  
237 and, in 4-year-old sheep from 49.3% to 18.5%<sup>61</sup>. Similarly in Brazil and China, dogs that were  
238 treated with PZQ every 30 days had their prevalence reduced from 10.67% to 0.74%<sup>62</sup> and  
239 from 7.3% to 1.7%<sup>63</sup> respectively. In Peru, an interesting PZQ regimen was implemented: two  
240 treatment cycles were administered to dogs with a 12-month interval between them. In each  
241 cycle, dogs received three doses of PZQ, one dose per month. Prevalence in dogs reduced  
242 from 47.2% to 1.3%. Unfortunately, prevalence was only evaluated once one month after the  
243 last dose<sup>64</sup>. In Argentina, a control program that started in 1980 had multiple modifications. It  
244 began with an EG baseline for dogs, sheep, and the environment. Later lambs received EG95  
245 vaccine and multiple boosters. Female sheep got an extra dose for colostral immunity. After  
246 3 years, prevalence in sheep dropped from 26.2% to 7.8%<sup>65</sup>. This program, updated in 2009,  
247 was later evaluated through copro ELISA in dogs, necropsy of adult sheep, and ultrasound  
248 screening in children. By 2017, infection in 6 y.o. sheep decreased from 56.3% to 21.6%, in  
249 dogs from 9.6% to 3.7%, and in children from 38 cases to only one<sup>66</sup>. In the same program,  
250 between 2018-2022, in addition to EG95 in sheep, dogs were treated with PZQ 4-times a year.  
251 Prevalence among vaccinated and unvaccinated sheep was 21% and 66%, respectively<sup>67</sup>. In  
252 Chile, a neighboring country to Argentina, a 3-year program vaccinated sheep with EG95  
253 vaccine at 2 and 3 months old, and then annually. By the end of the program, cyst fertility

254 dropped from 28.1% to 8%<sup>68</sup>. Another multi-pronged intervention was conducted in Morocco,  
255 a 4-year program compared PZQ for dogs every 4 months, EG95 vaccination of lambs, and  
256 both combined. Dog prevalence dropped from 35% to 9%. Post-intervention, the prevalence  
257 of viable cysts in sheep was 5% with combined intervention, 8% with sheep vaccination, 69%  
258 with dog treatment only, and 77% with no intervention<sup>69</sup>.

259

260 Cyprus and Norway provided data from a hypoendemic areas. In Norway, dogs were treated  
261 with PZQ biannually first and annually in the following years. After 4 years, the prevalence in  
262 reindeer reduced from 1.5% to 0.11%<sup>70</sup>. In Cyprus, infected livestock were identified in  
263 slaughterhouses, dogs were tested using arecoline and Copro ELISA, and infected dogs were  
264 euthanized and examined or treated with PZQ. Sheep prevalence reduced from 0.033% to  
265 0.007%<sup>71</sup>. Several studies did not report efficacy metrics or reported negative results. In  
266 Kenya, a 16-month control program included dog population control, administering arecoline,  
267 and treating infected dogs with PZQ every six weeks. Prevalence reduced but remained high  
268 and returned to pre-control levels within three months<sup>72</sup>. In Kyrgyzstan, dogs were treated with  
269 PZQ four times for a year. Pre-intervention copro ELISA prevalence was 20.1%; however,  
270 post-intervention prevalence was not reported<sup>73</sup>. In China, multiple studies have been  
271 reported. Baits with PZQ were tested to treat dogs and other canids every other month;  
272 however, after 7 months, no significant effect was detected in high-prevalence areas<sup>74</sup>. In  
273 Buddhist areas, where dog culling is not accepted, administering PZQ twice a year for five  
274 years reduced EG prevalence in dogs only from 27% to 20%<sup>75</sup>. In a different study, after 3  
275 years of implanting slow-released PZQ-medicated bars in dogs, copro ELISA positivity in dogs  
276 plummeted from 41.2% to 3%, seropositivity in children reduced from 41.2% to 5.4%, and  
277 prevalence in sheep dropped from 44.8% to 10.7%<sup>76</sup>. Some interventions have explored  
278 innovative approaches. In China, smart collars enabled automatic delivery of PZQ baits to  
279 dogs. Collars also had sensors to provide real-time data that could be used to study trends of  
280 echinococcosis. Post-intervention prevalence was not provided<sup>77</sup>. In Italy, carcass disposal

281 was enhanced through vulture feeding stations. CE prevalence in sheep was 65.3% and,  
282 though no post-intervention estimates are provided, the authors concluded that the program  
283 reduced CE risk and burden<sup>78</sup>. Also in Italy, GPS data loggers were attached to a sheep leader  
284 and two shepherd dogs to delimit grazing areas. Grazing areas' perimeters were baited with  
285 anthelmintics for free-roaming dogs, proposing another method of control<sup>79</sup>. Details of these  
286 interventions focused on animals can be found in Table 1b.

Table 1b. Interventions in Animals

#	Author, year	Country of study	Study design	Sample size	Inclusion criteria	Main objective	Intervention	Intervention duration	Main outcomes
<b>Trials</b>									
1	<b>Meldrum GK, et al., 1968</b>	Australia	Field trial	Dogs per years: - 1964/65: 1,552. - 1965/66: 8,013. - 1966/67: 18,900. - 1967: 9,394.	Dogs from municipalities all over Tasmania.	Control, Prevention Reduction	Tasmanian control scheme included a method of testing dogs that involved the use of testing strips on mobile laboratories. Also recommendations were given to owners against feeding offal to dogs and favoring good practices for home slaughters. Obligatory treatment with bunamide of positive dogs and repeated in 14 days.	4 years (1964-1967)	Incidence of EG in tasmanian dogs.
2	<b>Kummeneje K, el al., 1981</b>	Norway	Field trial	42,591 reindeer livestock and unknown number dogs.	Reindeer livestock. Dogs from reindeer owners.	Eradication	Systematic PZQ treatment of dogs owned by reindeer breeders and posterior public meat inspection of reindeer.	7 years (1975-1981)	Prevalence of CE in reindeer meet before and after the introduction of dog PZQ treatment.
3	<b>Macpherson CN, et al., 1986</b>	Kenya	Field trial	452 dogs.	Dogs from rural areas.	Control	The program included registration of owned dogs, elimination at owners request and of stray dogs, dosing of identified dogs every 6 weeks with PZQ, dosing with AB, spaying of female dogs and elimination of infected owned dogs by owners petition.	16 months	Proportion of registered dogs dosed. Number of destroyed dogs.
4	<b>Economides P, Christofi G, 2000</b>	Cyprus	Field trial	15,528 dogs. 6,103,649 livestock (cattle, sheep, goats and pigs).	Stray dogs and farm dogs from 48 villages and infected livestock from 79 villages.	Control and Eradication	Detection of infected livestock during slaughter by cysts identification and testing of dogs from the infected location. Treatment of infected dogs with PZQ baits. Euthanasia of infected stray dogs and postmortem examination. Additionally, records of human CE cases in government	7 years (1993-1999)	Incidence of infection in dogs and livestock.



							hospitals reported in an unpublished study are referred to observe the dog-human transmission.		
5	<b>Cabrera PA, et al., 2002</b>	Uruguay	Field trial	Section 1: 71 dogs and 1036 sheep. Section 2: 451 dogs and 1013 sheep. Section 3: 476 dogs and 696 sheep. Section 4: 237 dogs and 907 sheep.	The area selected was divided in 4 sections that included farms and houses from rural and urban places.	Control	Section 1: no control and continued with the national education program. Owners were free to dose their dogs with PZQ. Sections 2-4: dogs were recorded and treated PZQ every 6, 12, 16 weeks for each section. Sentinel lambs were purchased from farms, followed and examined upon death. Sheep slaughtered for human consumption were also examined for CE. T. hydatigena and ovis were also recorded.	2.5 years	Transmission of EG to sentinel lambs as the mean number of cysts per infected sheep, % of farms infected and % of sheep infected.
6	<b>Farias LN, et al., 2004</b>	Brazil	Field trial	First evaluation: 65 dogs. One month after the last treatment: 61 dogs.	Dogs in rural, suburban and urban areas.	Control	Each dog was treated with PZQ regardless of their diagnostic results after first purgation and every 30 days until the 8th month. Purging dogs with AB to observe the presence of EG and coproELISA before and after the treatment. Property owners were asked about treating their dogs, letting them eat raw viscera and open slaughtering facilities.	1.7 years (2001-2002)	Infected dogs before and after PZQ treatment.
7	<b>Oku Y, et al., 2004</b>	Uruguay	Field trial	Before the program: 79 town dogs, 208 farm dogs and 639 sheep. After the program: 375 sheep.	Town and farm dogs. Sheep viscera from slaughterhouses.	Control	A change in the control program included treatment with PZQ monthly to all dogs. Before the program dogs were examined for adult stage of cestodes by necropsy and fecal examination. Sheep, both before and after the program were examined for cysts.	9 years (1991-1999)	Prevalence of EG in dogs, before the control program. Prevalence of CE in sheep before and after the control program.

8	Wei J, et al., 2005	China	Field trial	603 dogs in 2000.	Dogs from twenty two villages from two experimental areas, one from an agricultural region and the other from a pastoral region from epidemic areas in the north of Xinjiang and an adjacent country with similar conditions for the control area.	Prevention and control	Type SRP III slow release medicated hypodermic bars containing 500 mg of PZQ were implanted in dogs. Then coproELISA was used to detect EG in dogs every year. Serum antibody was used to screen new pupils in a primary school in all the areas and portable ultrasound for children aged 7-16 years in the experimental areas. Also, surveillance in one year old lambs from the experimental areas were inspected for EG metacestodes in slaughterhouses.	3 years (2002-2003)	EG prevalence in dogs at the start and annually. Prevalence of CE in new primary school pupils and school children. Prevalence of CE in sheep.
9	Yang YR, et al., 2009	China	Field trial	4,263 owned dogs. 1,500-2,000 stray dogs.	Dogs from an agricultural area.	Control	Dogs were treated with PZQ twice a year. Dogs from selected households were tested with coproELISA after each treatment. Unwanted dogs were euthanized and inspected for EG worms. Yaks, sheep and goats were examined for cysts. Human and animal cysts were sequenced for <i>apt6</i> gene.	6 years (2000-2005)	Prevalence of EG in dogs. Prevalence of CE in sheeps and goats. Characteristics of cysts in yaks. DNA analysis of cysts.
10	Larrieu E, et al., 2013	Argentina	Field trial	Control area: 7,128 sheep, 1,550 lambs and 141 dogs. Vaccination area: 9,383 sheep, 3,146 lambs and 311 dogs.	150 farms from different regions in Rio Negro.	Control	Before vaccination, 109 farms were selected for a baseline survey at random and tested with coproELISA/WB (dogs), ELISA/WB (lambs) and PCR (soil). Also necropsies from purchased animals > 6 years, and dogs purgation with AB were done. Sheep from 71 farms were the control group, and, from 79 farms received 2 immunizations with EG95 (1st dose at 30 days of age and 2nd at 60 days of age) and a booster at 1-1.5 years of age. Additionally, 13 (all female animals) from one region were vaccinated with one dose for 2 months period to generate colostral immunity in lambs born after vaccination. Impact after vaccination was	3 years	Vaccination rates and diagnosis of EG after the introduction of EG95 vaccine.

							compared between the vaccinated and control groups.		
11	Van Kesteren F, et al., 2017	Kyrgyzstan	Field trial	2013: 191 dogs. 2014: 193 dogs.	Dogs from 10 Alay Valley communities.	Control	Pre intervention of coproELISA prevalence was determined, followed by intervention of deworming with PQZ 4 times a year. Local knowledge of CE was measured. PZQ dosing and the impact of the intervention on coproELISA prevalence were evaluated.	1 year (2013-2014)	Pre and post intervention coproELISA prevalence. Evaluation of PZQ dosing.
12	Yu Q, et al., 2017	China	Field trial	Unknown.	Wild canines from 2 pilot areas with a total coverage of 0.48 km <sup>2</sup> .	Control	Two pilot areas, one with manual delivery other with unmanned aerial vehicle delivery. GPS was used to locate and synchronize point for bait. Bait consisted of 8 beats of 50 mg of PZQ (400 mg PZQ in total). Fecal samples were collected in same place of bait.	6 months	Exploratory outcomes included time consumption and labor, cost of baits and deworming outcome in fecal samples.
13	Larrieu E, et al., 2019	Argentina	Field trial	8,483 sheep. 309 dogs.	Sheep and dogs from areas from Mapuche native communities in the province of Rio Negro.	Control	EG95 vaccine was used in lambs at 30 days, 60 days and 1–1.5 years old. The program's effectiveness was monitored through various methods, including arecoline test, coproELISA testing and Western blot in dog fecal samples, and ELISA from sera & necropsy of adult sheep. The study also screened children using ultrasound.	8 years (2009 - 2017)	Sheep vaccination rates. Diagnosis of EG in dogs and sheep after the introduction of EG95 vaccine.
14	Amarir F, et al., 2021	Morocco	Field trial	797 lambs. 6,545 dogs.	Young female lamb from 32 sheep breeders and owned dogs.	Control	Two different settings took place: In the first one, dogs received 4-monthly treatment with PZQ. In the second, no treatment was given to dogs. Lambs in both cases were randomly allocated in the vaccination or the control group. The vaccination of sheep required two doses, at 2 months old and 1 month later with the EG95 vaccine. They were followed for 4 years with ante mortem ultrasounds or post-mortem dissection.	3.3 years (2015-2019)	Annual incidence risk for each group.

15	<b>Berlinguer F, et al., 2021</b>	Italy	Field trial	445 griffon vultures	Griffon vultures in an open hilly area where a 4% of European ovine population is present.	Control and prevention	Controlled disposal of caprine, bovine and equine carcasses in implemented supplementary feeding stations, known as "vulture restaurants".	6 years (2015-2020)	Biomass produced from animal cadavers. Costs saved from incineration and carbon emission.
16	<b>Yang S-J, et al., 2021</b>	China	Field trial	523 dogs	Dogs from pastoral areas of three provinces of China.	Control and surveillance	Remote management system based on internet of things as a novel tool to control smart deworming devices to deliver efficient PZQ baits to dogs regularly and automatically and also as a smart digital management platform to monitor, analyze, and display the epidemic trends of echinococcosis dynamically, in real time.	6 months (2019-2020)	Remote management system performance parameters.
17	<b>Gädicke P, et al., 2022</b>	Chile	Field trial	1st assessment: 223 sheep. 2nd assessment: 200 sheep.	A commune of predominantly Pehuenche indigenous people: 9 localities across for the first assessment and 10 localities for the second one.	Prevention	Administration of EG95 vaccine at 2 months and 1 month after the first dose. Although most received it at 3 months and without the 1 month booster. Sheep 2-4 years old were examined for cysts before and after the vaccination.	5 years (2016-2020)	Frequency of infection and fertility of cysts after vaccination compared to frequency of infection before.
18	<b>Labanchi JL, et al., 2022</b>	Argentina	Field trial	3,898 ovine. 3,934 caprine. 221 dogs. 58 owners.	Indigenous reservation areas.	Control	EG95 vaccine in 2 initial doses one month apart starting at 30 days old and a booster around 1-1,5 years old. Sheep and goat CE diagnosis by necropsy and serology (ELISA). Dogs were dosed with PZQ 4 times a year. Surveys among farmers about slaughter habits for human consumption.	5 years (2018-2022)	Prevalence in adult goats and sheep. Sheep vaccination rates.
19	<b>Montalvo R, et al., 2022</b>	Peru	Field trial	252 dogs	Owned and stray dogs.	Control	At the start of the intervention, fecal samples from owned dogs and stray dogs were analyzed by microscopic examination and coproELISA. Dogs received two 3-dose cycles of PZQ every 30 days in a 2 year period. Stray dogs were dosed combining PZQ with bread or chicken and	2 years (2018-2019)	Prevalence of EG in dogs before and after the intervention.

							identified using photos. Prevention messages and informative material were provided to owners in each home visit. Stool samples were collected and analyzed one month after the last PZQ dose.		
20	Wang L, et al., 2022	China	Field trial	2017: 184,564 dogs. 2018: 175,561 dogs. 2019: 171,754 dogs.	Domestic and stray dogs from 74 CE endemic districts.	Control	Collection of data on domestic dog registration and deworming. Dog owners embedded PZQ in food to give dogs and recorded it on a logbook every month. Stray dog sheltering. Fecal samples from domestic dogs randomly collected to identify echinococcus using coproELISA.	3 years (2017-2019)	Number of domestic dogs registered. Stray or infected dogs arrested or sheltered. Dog infection rates.
21	Nocerino M, et al., 2024	Italy	Field trial	Approx. 200 sheep and dogs per each farm.	Sheep and dogs from 40 sheep farms.	Control	All sheep were tested by ultrasound and post-mortem examinations. There were 5 control farms and 5 CE positive farms received the following interventions. Dogs were treated with chewable tablets of PZQ and milbemycin oxime every 2 months. After 48h fecal samples were collected individually using the Fill-FLOTAC and analyzed by copromicroscopy. If a sample was positive to Taeniidae eggs, rt-PCR was used to detect EG. Three types of GPS data logger collars were attached to the "flock-leader" sheep and to two shepherd dogs to monitor their movements for 1 month. The area of movement was delimited, and the perimeters were baited with anthelmintic for stray or unowned dogs near the grazing area.	Not specified	Prevalence of EG in dogs. Identification of points dor PZG delivery. Spacial-temporal distributions of sheep and dogs.

\*AB: arecoline bromhidrate, CE: cystic echinococcosis, EG: echinococcus granulosus, PZQ: praziquantel

## 289 Interventions in animals and humans

290 We reviewed 17 articles focused on both animals and humans (Table 1c). Multiple long-term  
291 programs and short-term studies are reported from South America and described integrated  
292 interventions dosing dogs, vaccinating sheep, educating and screening humans, and  
293 enhancing abattoir surveillance. In Argentina, dogs received PZQ more frequently in high-risk  
294 areas and were monitored using arecoline and in-situ analysis. Education was provided to  
295 schools, homes, and to rural populations through accessible media. Sheep were inspected at  
296 abattoirs and surveillance data collection improved. After two years, dog prevalence  
297 decreased from 31.5% to 4.24%<sup>80</sup>. After 17 years of implementation, new human cases in  
298 children under 11 decreased by 77%<sup>81</sup>. Also in Argentina, ultrasound surveys in children and  
299 copro ELISA surveys in dogs were used to identify hotspots of transmission and strengthen  
300 control program activities (education, diagnosis and treatment in humans, deworming of dogs,  
301 and vaccination of sheep). Dog prevalence reduced from 32% to 15.6%<sup>82</sup>. In Uruguay, a rural  
302 intervention included monthly PZQ plus broad-spectrum anthelmintics 1 to 3 times a year,  
303 copro ELISA diagnosis, free dog castration, and ultrasound diagnosis for people. Ultrasound  
304 training and EG education were provided at health centers and routine surveillance was  
305 conducted in abattoirs. Over five years, dog prevalence dropped from 10% to 1.6%<sup>35</sup>. In  
306 Chile's Aysen region, from 1982 to 2001, dogs were usually dosed every 6 weeks. Human  
307 prevalence decreased from 75% to 32% and sheep prevalence from 90% to 9%. In 2020,  
308 sheep vaccination was added, and surveillance was enhanced by examining sheep cysts and  
309 by communities reporting cysts via WhatsApp. Cyst size was negatively correlated with  
310 vaccination status<sup>83</sup>. In another study in Chile, infected dogs were identified and treated with  
311 PZQ. Health education was provided to farm family members, and they were asked to pledge  
312 to educate their neighbors, to practice what was learned, to buy PZQ as a group for their dogs.  
313 Serology was conducted on dog-owners. Unfortunately, only pre-intervention prevalence was  
314 reported<sup>84</sup>. In the US, a decade-long control program in Utah involved PZQ treatment for dogs  
315 (frequency unspecified), educational initiatives through press releases, filmstrips, and

316 children's coloring books, diagnostic clinics for humans and dogs, and surveillance and proper  
317 disposal of viscera at abattoirs. Over seven years, infection rates in dogs dropped from 28%  
318 to 1%, but later rose to 10% due to some dog owners' noncompliance. Concurrently, EG  
319 infection in sheep steadily declined, and public knowledge about the disease significantly  
320 increased<sup>85</sup>.

321

322 Studies and programs from other parts of the world used a similar integrative approach. In  
323 New Zealand, a 21-year program involved treating dogs regularly with arecoline, banning raw  
324 offal feeding, and promoting safe sheep slaughtering practices. The authors used the age at  
325 which 20% of lambs had 'parasitic' liver damage as an efficacy metric. Over the trial, this age  
326 increased from 4 to 9 months<sup>86</sup>. In Cyprus, education was carried out over 5 years, targeting  
327 school children, housewives, and dog owners. Dogs were screened and infected dogs were  
328 euthanized or arecoline was given according to the owner's consent. After three years, dog  
329 prevalence dropped from 50% to 6.8%<sup>87</sup>. In Wales and Morocco education alone was  
330 compared to education plus PZQ. In Wales, after the intervention, lamb prevalence was 4.3%  
331 in the education area, 6% in the education plus PZQ area, and 10.4% in the control area.  
332 Education significantly increased PZQ usage among farmers<sup>88</sup>. In Morocco, an integrated  
333 intervention targeted dog rabies, echinococcosis, and canine leishmaniasis. Dogs were  
334 treated 3 times a year and purged with arecoline at the end of the study. Dogs receiving PZQ  
335 had lower infection rates than those in the only education arm, but the difference was not  
336 statistically significant. Education increased knowledge but did not affect risky behaviors<sup>89</sup>. In  
337 Spain, dogs were treated with PZQ every 6 weeks for 6 years, health education targeted high-  
338 risk groups for the first 3 years, and stray dogs were removed. Sheep were inspected and  
339 sanitary pits were provided to dispose of carcasses. New human cases decreased from 19 to  
340 4 per 100,000 people<sup>90</sup>. Also in Spain, a comprehensive program is reported though it lacks  
341 detailed descriptions of each component. Nonetheless, the program achieved an overall  
342 efficacy of 67% and, importantly, reported a profitability of 970%<sup>91</sup>. In China, in hyperendemic

343 areas a combination of monthly PZQ, culling unwanted dogs, restructuring and training of the  
344 EG management teams, and public education reduced prevalence in dogs from 14.7-18.6%  
345 to zero after 4 years<sup>92</sup>. Another intervention consisted of education, improved sanitation,  
346 ultrasound screening of humans, surgical and albendazole treatment, and management and  
347 monthly PZQ for dogs. Interestingly, the authors report measures of efficacy different from  
348 disease burden. After 11 years, surgeries rose by 32.4%, albendazole treatment by 81.3%,  
349 and dog deworming by 58.6%<sup>93</sup>. In Italy, an 8-year program used sentinel sheep abattoirs,  
350 analyzed national slaughterhouse data annually, treated farm dogs with PZQ, and diagnosed  
351 dogs with molecular and fill-FLOTAC techniques. Livestock were diagnosed with ultrasound  
352 and human CE surveillance was based on medical records. Public health education was  
353 delivered through multiple media formats. The program reduced sheep prevalence by 30%,  
354 and all dogs were negative 50 days post-PZQ<sup>44</sup>. In the Falklands, legally imposed control  
355 activities between 1965 and 1981 included purging dogs, banning offal feeding, and enforcing  
356 shepherd dog movement restrictions. Dogs were treated with PZQ every 6 weeks. Education  
357 was conducted through various media formats. Sheep prevalence dropped from over 40% to  
358 below 1% by 1993<sup>94</sup>. Details of these interventions focused on animals and humans can be  
359 found in Table 1c.

360

361 In Fig 2, we illustrate the points within the EG life cycle where different studies aimed to  
362 interrupt transmission. As numerous studies implemented multiple interventions targeting  
363 various components of the life cycle, the count of interventions depicted in Fig 2 exceeds the  
364 total number of papers analyzed.



**Table 1c. Interventions in Humans and Animals**

#	Author, year	Country of study	Study design	Sample size	Inclusion criteria	Main objective	Intervention	Intervention duration	Main outcomes
<b>Trials</b>									
1	<b>Gemmell MA, 1968</b>	New Zealand	Field trial	Approx. 20,000 sheep, 60 dogs and people in the area.	11 farms in an isolated area with certain natural boundaries.	Control	In the 1st period, for 9 years, all dog owners were requested not to feed any raw offal to dogs and dogs were treated with AB every 3 months. Farmers were advised to build dog-proof sheep killing facilities and burying carcasses. In the 2nd period of 6 years, there was no supervision of dog dosing, but AB was available. In the 3rd period of 6 years, dogs were dosed with AB every 3 months and feces were examined for tapeworms. Additionally modern mass media education and distribution of posters and brochures was done.	21 years (1943-1963)	Efficacy metric: age at which 20% of lambs had 'parasitic' liver damage.
2	<b>Polydorou K, 1977</b>	Cyprus	Field trial	Approx. 45,000 dogs at the start of the campaign and people in the area.	Owned and stray dogs, and people from 39,473 households of 600 villages on an island.	Eliminate	Education to the public through mass communication media, establishment of mobile exhibitions, lectures, and others. Also training of government employees, slaughterers and farmers. Dog control by extermination of stray dogs, spaying of bitches, registration and annual fees for owned dogs, and surveillance (mobile and static laboratory testing screening and diagnosis at owners request). Control of slaughter by legislations to require abattoirs to be approved, inspection of viscera and adequate disposal of infected viscera.	15 years (1971-1985)	Improvement of people's preventive practices. Eliminated stray dogs. Infection rates in dogs. Number of spayed bitches. Rates of infected slaughtered animals. Functioning abattoirs.
3	<b>Andersen F, et al., 1983</b>	United States	Field trial	Approx. 1950 dogs and 90,400 sheep. 49 coyotes. 74 deer.	Dogs and sheep from an agricultural area.	Control	Education was attained through press releases, distribution of pamphlets, talks with civic and church groups, counseling during screenings and children adapted filmstrip and coloring book. Pre and post tests were applied to students before and after receiving the coloring book. Prophylactic treatment of dogs with bunamidine hydrochloride in 1974-1978 and PZQ in 1979-1981. Surveillance: Dogs were purged with AB and examines on site. Sheep were checked for cysts	11 years (1971-1981)	Infection rates in dogs and sheep. New cases in humans. Attitudes and practices of dog/sheep owners. Efficacy of coloring books in school children.

							by state meat inspectors and if suspected, confirmed in a parasitology lab. Coyotes and deer were examined to assess them as sylvatic reservoirs. Immunodiagnostic clinics for people were usually held with dog clinics.		
4	<b>Gimeno Ortiz A, et al., 1991</b>	Spain	Field trial	2,544 dogs. Unknown number of livestock and humans.	Stray dogs, livestock in slaughterhouses and people from the provinces of Cáceres and Basajoz of Extremadura.	Control	A control program was implemented including health promotion through education activities; fight against human CE by enhancing case studies, maps and coordination between health centers; fight against animal CE by improving slaughterhouse infrastructures, inspections and confiscations, and control of livestock and wildlife movement; and, fight against animal echinococcosis by strengthening canine census, stray dog elimination and anti parasite treatment each 4 months. Additionally they did an economic evaluation.	7 years (1983-1990)	Canine echinococcosis incidence. Stray dogs captured, escaped, eliminated, tested, given back or adopted. Incidence of CE in livestock. Incidence of human CE. Economic loss of CE.
5	<b>Larrieu E, et al., 1994</b>	Argentina	Field trial	Approx. 110,468 people, 5,322 dogs at the start of the program.	Urban and rural areas.	Control	Control program with focus on community participation including systematic deworming of dogs with PZQ, surveillance of infection rates in dogs through diagnostic deworming with AB, educational activities in schools, use of mass media for communication, determination of sheep parasitism in slaughterhouses and identification of human CE cases.	13 years (1979-1998)	Reduction in the prevalence of EG in dogs, sheep and humans.
6	<b>Lloyd S, et al., 1998</b>	Wales	Field trial	152 lambs, 336 dogs and farmers.	2 lambs and all dogs from each of 76 farms. Farmers from 263 farms. All from three rural areas.	Control	Lambs were purchased from farms of three areas. Area I, received educational and an anthelmintic control program, and transmission had stopped previously. Area II, received educational interventions. Area III, didn't receive previous interventions. Sheep were slaughtered at approx.. 15 months of age and examined for cestodes and lesions were processed histologically. Dogs in all farms were sampled 9 months into the grazing period by coproELISA. Farmers answered a questionnaire about control of sheep diseases, dogs and cats, and sheep movement.	7 years in Areas I and II (1983-1989) Unknown in Area III (1989-?)	Rate of infected/examined sheep. Rate of dogs positive in coproELISA. Owners reporting deworming of dogs.

7	<b>Apt W, et al., 2000</b>	Chile	Field trial	5,566 people and 2,358 dogs.	Dogs present in each house excluding puppies and pregnant females. People older than 3 years old for CE screening. Farm families, and healthcare, agriculture and education professionals	Prevention and Control	Serological and radiological diagnosis of asymptomatic people, and surgical treatment. Surveillance of dogs by AB purging and visualization of strobili form of EG. Dog treatment with PZQ. Interviews to the head of farm families about family and personal history, and knowledge, habits and practices related to CE. Educational interventions for farm families were held for at least one member through games. A pre and post test were applied. Educational interventions with healthcare, agriculture and education professionals.	5 years (1992 - 1997)	Identification of CE prevalence in the asymptomatic general population and EG in dogs. Knowledge in farm families.
8	<b>Larrieu E, et al., 2000</b>	Argentina	Field trial	11,915 dogs. Population of 596,154 people.	Rural dogs 13 departments from the Rio Negro province were included, with a population of approx.. 596,154 people.	Control	Dog registration and PZQ treatment every 60 days in rural and 180 days in urban areas, distributed by owners. Surveillance of dog infection with AB purging. Slaughterhouse surveillance of sheep infection examining viscera. Human CE records and follow-up of new cases in public hospitals, screening blood test or ultrasound. Educational plan including healthcare seminars, home visits, and information for elementary schools.	17 years (1980-1997)	Prevalence of EG and CE in animals and humans. Annual incidence of CE cases.
9	<b>Jimenez S, et al., 2002</b>	Spain	Field trial	9,724 dogs, 6,764 sheep for examination at the start of the program. Dogs from 553 to 1,040, and sheep from 376 to 1,172, examined annually during the program. Human population	Dogs involved with sheep raising for treatment. Autopsied dogs were given up to program authorities or collected stray and rejected dogs. Sheep upon slaughter.	Control	Treatment of all registered dogs with PZQ every 45 days, for 6 years. Intense health education campaigns to risk groups during the first 3 years. Municipalities identify and impound stray and unwanted dogs and examine them by autopsies. Inspection of cysts in sheep. Provision of sanitary pits for disposal of dead sheep. Mean annual incidence of CE in humans was estimated.	14 years (1987-2000)	Annual EG prevalence in dogs, humans and sheep.

				during the program.					
10	Zhang W, et al., 2009	China	Field trial	Area 1: - Start: 15,990 dogs. - End: 14,684 dogs. Area 2: - Start: 13,322 dogs. - End: 14,230 dogs.	Dogs from two hyperendemic areas.	Control	A village hydatid disease control officer registered dogs to be treated monthly with PZQ. A booklet about CE was distributed and television educational programs were transmitted before treatment. Dogs were purged with AB to estimate EG prevalence. Stray and unwanted dogs were eliminated. Sheep livers and lungs were examined for monitoring in slaughterhouses. Leaders and staff included in the control program were trained and officers received specialized workshops.	3 years in one area (1987–1990) 4 years in the other area (1990-1994)	Efficacy of the pilot program using dog and sheep.
11	Irabedra P, et al., 2016	Uruguay	Field trial	Over 220,000 dogs and 87,536 people.	All dogs and population from rural areas, small towns and with risk factors suburban areas.	Control	Diagnosis in dogs using coproELISA test. Dogs were treated with PZQ every 30 days. Since 2008 treatment included broad-spectrum anthelmintic (pyrantel pamoate + PZQ + febantel) once a year to all registered dogs and three times a year in areas with critical socio-economic contexts, with risk of other parasitosis. Control of dog population by free surgical castration in both sexes. In 2013 microchips were used to identify spayed dogs. Diagnosis in humans using ultrasound surveys. Health education using verbal and visual methods. Surveillance in livestock from slaughterhouse data.	6 years (2008-2013)	Prevalence of EG in dogs. Mean of dogs treated with PZQ and broad spectrum anthelmintic. Prevalence of CE in people tested with ultrasonography. Prevalence of CE in livestock.
12	Arezo M, et al., 2020	Argentina	Field trial	1,780 dogs and 34,515 children.	Owned dogs from sheep farms and school children between 6-14 years.	Surveillance	CE surveillance in livestock farms through dog stool testing with coproELISA. Ultrasound screening for CE in school children. Data was used to create hot spots of CE.	3 years in the first period (2003-2005) 2 years in the second period (2009-2010) 2 years in the third	Identification of risk areas.

								period (2017-2018)	
13	<b>El Berbri I, et al., 2020</b>	Morocco	Field trial	6,922 dogs and 2,885 people.	Dogs and people from 22 communes, mostly rural.	Control	Integrated control intervention for rabies, canine leishmaniasis and CE. Registration of owned dogs. The control group received only rabies vaccination and an educational campaign. The intervention group received rabies vaccination, anti-sand-fly insecticide collar, deworming with PZQ (month 0, month 6 and month 12), and educational campaign. Sampling for leishmanial, AB purging and health education evaluation in both groups.	13 months (2013-2014)	Number of registered dewormed dogs. Prevalence of EG in dogs. People knowledge changes. Cost estimates.
14	<b>Yu Q, et al., 2020</b>	China	Field trial	173,679 people and 2,691,434 dogs.	Registered dogs and patients diagnosed with CE, alveolar echinococcosis, or both, from pastoral and farming pastoral regions.	Control	Health education, sanitation improving, ultrasound screening of the human population, surgical interventions and treatment with albendazole. Also deworming registered dogs with monthly PZQ. Economic analysis of the national program.	11 years (2004-2014)	Proportion of patients medical or surgically treated. Dewormed registered dogs. Cost analysis.
15	<b>Cringoli G, et.al., 2021</b>	Italy	Field trial	Phase 1: 549 dogs. Phase 2: 1,336 dogs. 417 sheep, 125 goats, 383 cattle and 557 water buffaloes. 168 CE patients.	Dogs from sheep farms. Livestock from slaughterhouses. CE patients from hospital discharge records from 2016-2018.	Control	Active and passive surveillance in livestock using geospatial tools for georeferencing. Diagnosis in dogs using the fill-FLOTAC recollection techniques and molecular analysis. Targeted treatment of farm dogs with PZQ, using purpose-built confinement cages. Early diagnosis in livestock by ultrasonography and post-mortem surveillance in slaughterhouses. Surveillance of CE cases hospital discharge records. Analysis of raw vegetables. Dissemination of educational material to the general public like brochures, gadgets, videos and virtual reality.	5 years in Phase 1 (2010-2015) 3 years in Phase 2 (2016-2018)	CE prevalence in dogs and sheep.

16	West D, 2021	Falklands	Field trial	Unknown number of dogs, sheep and people,	Owned dogs, butchered sheep and people on the island.	Eradicate	<p>Tapeworm Eradication Order No.1 (1965) was implemented by purging dogs with arecoline acetarsol.</p> <p>Order No.2 (1970) involved restrictions on feeding dogs offal and purging with bunamide hydrochloride. Also restricted dog movements near slaughterhouses and enforced fines for breaking this order.</p> <p>Hydatids Eradication Order (1975) enforced the disposal of offal in dog proof containers and banned them being fed to dogs. Fined dog movement restrictions. In 1977, PZQ dog dosing every 6 weeks was implemented. Also, public education which included slide shows, pamphlets and a news sheet called "Hydatid news", released for 6 years.</p> <p>Hydatids Eradication Order (1981) combined the previous orders. Dog dosing with PZQ every five weeks in 2010.</p> <p>Sheep were inspected in slaughterhouses and veterinary offices.</p>	1970-present	Prevalence of CE in sheep.
17	Chacón T, 2023	Chile	Field trial	Unknown number of dogs, sheep and people,	Dogs, sheep and people in the Aysen region.	Control	<p>A control program was implemented from 1982-2001 including dog deworming every 45 days, sanitary education, slaughter control and surveillance in slaughterhouses and dogs by purging with AB. Another plan in 2020-2022 included sheep vaccination and deworming of dogs and sheep, sanitary education, reinforcement of diagnosis capacities involving the community by using WhatsApp groups. Identification of dogs with microchips and sheep with electronic earrings.</p>	19 years (1982-2001) 3 years (2020-2022)	Rate of infected/examined sheep. Rate of dogs positive in coproELISA. Owners reporting deworming of dogs.

\*AB: arecoline bromhidrate, CE: cystic echinococcosis, EG: echinococcus granulosus, PZQ: praziquantel

## 366 Quality Appraisal

367 Of the 45 studies in our review, 40 were evaluated with the quantitative non-randomized  
368 studies questions (section 3 of MMAT). The average fulfillment with the quality criteria was  
369 57%: five studies<sup>59,70,83,86,91</sup> did not meet any criteria or their compliance could not be  
370 determined, three<sup>58,71,88</sup> met 20%, one<sup>84</sup> met 40%, 16 studies<sup>44,54,61,62,65,72,73,75,78,80,81,87,89,90,93,94</sup>  
371 met 60%, 14 studies<sup>35,55,61,63,64,66,67,74,76,77,79,82,85,92</sup> met 80%, and only one study<sup>68</sup> met 100% of  
372 the quality criteria. The main criterion for noncompliance/undetermined compliance was the  
373 evaluation of possible confounding factors; only one study<sup>68</sup> fully addressed them. The second  
374 most frequent challenge was determining representativeness; sampling estimates or clear  
375 description of sample selection were not always provided. Another criterion with inadequate  
376 or undetermined answers was completeness of the outcome data. Three studies were  
377 evaluated with the quantitative descriptive study questions (section 4 of MMAT). The average  
378 overall quality was 47%; one<sup>39</sup> met 20% of the criteria, one<sup>53</sup> met 40%, and one<sup>56</sup> met 80%.  
379 The main criterion for compliance was the evaluation of risk of nonresponse bias and we found  
380 that the information provided was insufficient to comply with the criterion. The second most  
381 frequent problem was evaluation of representativeness. The three studies described their  
382 target population and eligibility, but in two<sup>39,53</sup> it was difficult to determine if their sample was  
383 representative. One study<sup>69</sup> was evaluated with the quantitative randomized controlled trials  
384 questions (section 2 of MMAT), and it met 60% of the quality criteria. In this study, the  
385 information provided was insufficient to fully evaluate if the randomization was appropriately  
386 performed and no information about blinding was provided. One study<sup>57</sup> was evaluated with  
387 the mixed methods study questions (sections 5, 1 and 4 of MMAT) and met 40% of the overall  
388 quality criteria. This mixed methods study had a predominance of qualitative methods and  
389 results. When evaluated by components, it scored 100% of compliance in the qualitative  
390 criteria (section 1), 60% in the mixed methods criteria (section 5) and 40% in the quantitative  
391 criteria (section 4).

## 392 Discussion

393 We mapped and analyzed 45 articles on interventions for the control, prevention, or  
394 elimination of EG from all regions (Fig 3). The primary goal of control interventions is to halt  
395 the transmission of EG to its hosts. Compared to earlier interventions<sup>72,86,87</sup>, recent advances  
396 have significantly enhanced EG control. Key developments include the incorporation of the  
397 EG95 vaccine for sheep<sup>95</sup>, improved diagnostic techniques for early detection in dogs (e.g.,  
398 ELISA)<sup>96,97</sup>, and the use of PZQ for dog treatment<sup>98</sup>. Despite these advances, progress in EG  
399 control remains inconsistent, with mixed results reported<sup>99</sup>, and overall, limited advancement  
400 in endemic regions<sup>100–102</sup>. We found articles of heterogeneous and generally low quality, often  
401 lacking clear post-intervention outcomes, which hampers the ability to inform future  
402 interventions. Studies varied in scale but provided limited information for scale-up  
403 implementation or replication in different settings. Common barriers are often mentioned, but  
404 few studies explore real-world barriers and facilitators in depth or address the feasibility of  
405 interventions. Additionally, implementation costs are rarely reported, yet cost-benefit analyses  
406 are essential for the scalability and sustainability of these strategies<sup>103–105</sup>. In addition, effective  
407 EG control requires collaborations, partnerships, and community engagement. The  
408 educational interventions we reviewed here were aimed at increasing awareness and  
409 knowledge among various stakeholders<sup>39,54–57</sup>, but did not report measures of long-term  
410 impact. However, the primary value of these interventions may lie in promoting community  
411 engagement, which is crucial for the success of control and elimination efforts<sup>106,107</sup>. Future  
412 studies could aim at building and examining stakeholder and community engagement for  
413 enforcement and sustainability of control activities.

414 Among the reviewed studies, those focused solely on interventions on animals were the most  
415 numerous, while studies focused solely on interventions on humans were the fewest.  
416 However, studies focused on both animals and humans had, in general, more participants,  
417 lasted longer, and covered larger geographical areas. The majority of these articles on  
418 integrated strategies described national multi-pronged programs including population



419 screening and diagnosis, sanitation improvement, human and animal treatment and  
420 surveillance, among others. However, most of these articles came from a few countries who  
421 have been able to sustain these massive efforts to control EG. However, a significant  
422 challenge in the control programs for cystic echinococcosis (CE) is ensuring government  
423 commitment<sup>108,109</sup>. These programs require substantial effort and financial investment, funding  
424 that should come from government sources, such as Ministries of Health and Ministries of  
425 Agriculture, and participation of other sectors such as education and environment<sup>109,110</sup>. Short-  
426 term programs spanning only a few years are inadequate; CE must be treated as a chronic  
427 endemic disease requiring sustained efforts over many years<sup>18,111</sup>. Countries, such as  
428 Uruguay and Argentina, have been implementing control programs for over 50 years with  
429 important successes but they continue to face challenges despite their long-term  
430 commitment<sup>30,112</sup>.

431 Others have conducted reviews on EG and its control. For ours, we used the PRISMA-ScR  
432 framework and the Arksey and O'Malley method, focusing on studies in English, Spanish, and  
433 Portuguese. Others have used various guidelines and checklists, including PRISMA<sup>15,113</sup>,  
434 MeSH<sup>26</sup>, and Medline<sup>18</sup>, to evaluate articles across multiple languages and databases. We  
435 used MMAT for quality appraisal, while others used RCVS, CASP and JBI<sup>114</sup>. Despite the lack  
436 of detailed methodologies in other reviews on EG, they provide comprehensive summaries of  
437 the determinants and control programs associated with EG infection. A review<sup>26</sup> highlighted  
438 projects like HERACLES (Human Echinococcosis ReseArch in Central and Eastern  
439 Societies)<sup>115,116</sup> and MEmE (Multi-centre study on *Echinococcus multilocularis* and EG in  
440 Europe: development and harmonization of diagnostic methods in the food chain)<sup>117,118</sup>, which  
441 have created a comprehensive database with the latest epidemiological data from various  
442 regions. Multiple reviews<sup>18,26,119,120</sup> agreed with us that sheep vaccination emerged as a  
443 promising strategy to complement and reduce the time of the control efforts. However, it is  
444 important to recognize that logistical and financial challenges remain in endemic countries,  
445 impacting the effectiveness of these interventions. Similar to our results<sup>87,94</sup>, others have found

446 that island control programs tend to have higher success rates possibly due to easier disease  
447 containment and more manageable populations<sup>99</sup>. Interestingly, one review suggested  
448 sustained vertical campaigns that include treatment of dogs, community education,  
449 surveillance in rural areas, although they warn about significant time and resources<sup>99</sup>. We  
450 found vertical programs with strict enforcement measures in the Falklands and Cyprus<sup>87,94</sup>,  
451 both with positive results; however, the insular context might have played a bigger role in the  
452 success of those programs. Key challenges reported in these reviews and also found in our  
453 review are reliance on rural dog owners for implementing dog treatment, inadequate funding  
454 and staffing of programs, and political instability or insufficient political will<sup>6,18,119</sup>. The One-  
455 Health approach is recommended to address these issues effectively<sup>120–122</sup>. Other frequently  
456 encountered implementation barriers that most studies fail to report are limited  
457 surveillance<sup>71,81</sup>, followed by the presence of ownerless dogs<sup>60,81,89</sup>, and two barriers that are  
458 assumed common in many endemic countries: geographic accessibility and the semi-nomadic  
459 lifestyle of some communities<sup>73</sup>.

460 Multiple animal-targeting studies reviewed here have tested and refined interventions for the  
461 main definitive EG host, the domestic dogs. Since the development of PZQ (Fig 4), an effective  
462 cestocide for the mature and immature adult stages of EG<sup>123</sup>, that drug has been the primary  
463 intervention for dogs, with treatment schemes varying from monthly to quarterly, depending  
464 on the disease burden in the area. Challenges for the effectiveness of PZQ include maintaining  
465 treatment, achieving high coverage, owner compliance, and government enforcement<sup>18,124</sup>.  
466 One of the fundamental causes for not achieving high coverage is the inability to find the dog  
467 at the house to receive the treatment. Recent innovative interventions involve advanced tools  
468 like geolocation devices to treat hotspots, smart collars for automatic baiting, and dropping  
469 PZQ baits with drones<sup>74,77,79</sup>, which could improve efficiency and reduce costs in control  
470 campaigns. Currently, logistical costs are too high for sustained PZQ-based control  
471 programs<sup>125,126</sup>. Some of the studies we discuss here report a payment from the dog owners<sup>127</sup>,  
472 others promote dog owners to buy PZQ in bulk to treat their animals<sup>84</sup>, other require an annual

473 registration fee for the dog to support PZQ treatment among other dog-related interventions<sup>87</sup>,  
474 while in a few countries PZQ is provide free of cost to dog owners<sup>63,73,81</sup>.

475

476 From the beginning of PZQ and other oral treatments for dogs, palatability and acceptability  
477 studies have been conducted to improve mass use of these drugs<sup>128</sup>. More recent studies  
478 have focused on understanding reinfection rates after PZQ<sup>125</sup> and testing slow-release PZQ  
479 formulations to reduce frequency of treatment<sup>76,126</sup>. A formulation that protects dogs for long  
480 periods (similar to what is expected from a vaccine) would be a real game changer. Equally  
481 important are studies on stakeholder acceptability of interventions. For example, some studies  
482 found conflicting perspectives coming from breeders and their wives, and local authorities, and  
483 health providers related to EG control actions<sup>38,129</sup>. To enhance the feasibility, sustainability,  
484 and ultimate success of elimination and control programs, it is imperative to conduct  
485 implementation research<sup>130,131</sup> studies that delve into the agendas and motivations of various  
486 stakeholders<sup>132,133</sup>. Understanding the perspectives and priorities of these stakeholders can  
487 increase community engagement and inform the design and implementation of more effective  
488 interventions<sup>133</sup>. Active participation from the community ensures better acceptance and  
489 adherence to control measures, fostering a sense of ownership and responsibility towards the  
490 program's goals<sup>134,135</sup>. This multifaceted program would align well with the One Health  
491 approach<sup>136–138</sup> not only addressing the technical and logistical challenges, but also building a  
492 supportive environment that can sustain long-term efforts against the disease.

493

494 Our study had some limitations. The final set of articles included a wide range of study designs  
495 and approaches, which led to significant heterogeneity in the data. This heterogeneity made  
496 it challenging to summarize findings across studies. Differences in the reported methods and  
497 results between studies made the classification of studies especially challenging for the quality  
498 appraisal. As with other types of reviews, our scoping review could be susceptible to  
499 publication bias, due to unpublished or inaccessible studies. Also, we made a strong effort to

500 balance breadth and depth; however, it is possible we prioritized more breadth making it  
501 difficult to synthesize findings comprehensively. A challenge we faced was the reduced  
502 number of studies included for full-text review. With sparse data, generalizability may be  
503 limited and there may be a risk of overinterpreting the significance of findings. Moreover, this  
504 limited number of studies impeded identifying trends. Despite these limitations, we conducted  
505 a rigorous quality assessment of the included studies and implemented a detailed protocol to  
506 reduce subjectivity in study selection and data extraction.

## 507 Conclusion

508 In sum, the literature on control, prevention, or elimination of *E. granulosus sensu lato* shows  
509 key advancements in diagnosis, treatment, and vaccines for the intermediate and definitive  
510 hosts. However, progress remains inconsistent, particularly in endemic regions, and many  
511 studies lack clear post-intervention outcomes, impeding the ability to inform future programs.  
512 Standardization in the reporting of studies is necessary for comparability of results and  
513 scaling-up of interventions. Effective EG control requires sustained government commitment,  
514 funding, and active participation from various sectors, including health, agriculture, and  
515 education. Long-term programs are necessary, as demonstrated by the decades-long efforts  
516 in Uruguay and Argentina. Innovative strategies, such as geolocation devices and drones for  
517 PZQ baiting, show promise but face logistical and financial challenges. To enhance the  
518 feasibility and sustainability of elimination and control programs, implementation research  
519 focused on understanding stakeholders' agendas and increasing community engagement is  
520 crucial. Multi-pronged integrative One Health approaches are essential for overcoming the  
521 logistical, economical, and political challenges of sustaining long-term efforts for  
522 echinococcosis control.

523

524 **Acknowledgments:**

525 We are grateful to Fredy Daniel Bustamante Villanueva for his support during article retrieval.

## 526 References

- 527 1. Centers for Disease Control and Prevention. Echinococcosis. May 13, 2023. Accessed  
528 April 11, 2024. <https://www.cdc.gov/parasites/echinococcosis/index.html>
- 529 2. Vuitton DA, McManus DP, Rogan MT, et al. International consensus on terminology to  
530 be used in the field of echinococcoses. *Parasite*. 27:41. doi:10.1051/parasite/2020024
- 531 3. World Health Organization. Echinococcosis. May 17, 2021. Accessed April 11, 2024.  
532 <https://www.who.int/news-room/fact-sheets/detail/echinococcosis>
- 533 4. Alishani M, Sherifi K, Rexhepi A, et al. The impact of socio-cultural factors on  
534 transmission of *Taenia spp.* and *Echinococcus granulosus* in Kosovo. *Parasitology*.  
535 2017;144(13):1736-1742. doi:10.1017/S0031182017000750
- 536 5. Espinoza MSA. *EVALUATION AND RECOMMENDATIONS FOR THE CONTROL OF*  
537 *CYSTIC ECHINOCOCCOSIS IN WALES*. University of Glasgow; 2015.  
538 [https://renati.sunedu.gob.pe/bitstream/sunedu/152953/1/Aybar\\_%20Espinoza\\_Mariel\\_](https://renati.sunedu.gob.pe/bitstream/sunedu/152953/1/Aybar_%20Espinoza_Mariel_M.pdf)  
539 [M.pdf](https://renati.sunedu.gob.pe/bitstream/sunedu/152953/1/Aybar_%20Espinoza_Mariel_M.pdf)
- 540 6. Moro P, Schantz PM. Echinococcosis: a review. *Int J Infect Dis*. 2009;13(2):125-133.  
541 doi:10.1016/j.ijid.2008.03.037
- 542 7. Valderrama Pomé AA, Mamani Puma G, Uzuriaga Fuentes FJ. Determination of copro-  
543 prevalence of *Echinococcus granulosus* and associated factors in domestic dogs: a  
544 household cross-sectional study in Huancarama, Peru. *Austral J Vet Sci*.  
545 2023;55(3):167-175. doi:10.4206/ajvs.553.02
- 546 8. Bristow BN, Lee S, Shafir S, Sorvillo F. Human Echinococcosis Mortality in the United  
547 States, 1990–2007. *PLoS Negl Trop Dis*. 2012;6(2):e1524.  
548 doi:10.1371/journal.pntd.0001524
- 549 9. Finlay JC, Speert DP. Sylvatic hydatid disease in children: case reports and review of  
550 endemic *Echinococcus granulosus* infection in Canada and Alaska. *Pediatr Infect Dis J*.  
551 1992;11(4):322-326.
- 552 10. Moore RD, Urschel JD, Fraser RE, Nakai SS, Geeraert AJ. Cystic hydatid lung disease

- 553 in Northwest Canada. *JCC*. 1994;37(1):20-22.
- 554 11. Casulli A, Abela-Ridder B, Petrone D, et al. Unveiling the incidences and trends of the  
555 neglected zoonosis cystic echinococcosis in Europe: a systematic review from the  
556 MEmE project. *Lancet Infect Dis*. 2023;23(3):e95-e107. doi:10.1016/S1473-  
557 3099(22)00638-7
- 558 12. European Centre for Disease Prevention and Control. *Echinococcosis Annual*  
559 *Epidemiological Report for 2020*. ECDC; 2020:8.  
560 [https://www.ecdc.europa.eu/sites/default/files/documents/echinococcosis-annual-](https://www.ecdc.europa.eu/sites/default/files/documents/echinococcosis-annual-epidemiological-report-2020.pdf)  
561 [epidemiological-report-2020.pdf](https://www.ecdc.europa.eu/sites/default/files/documents/echinococcosis-annual-epidemiological-report-2020.pdf)
- 562 13. Infectious Agents Surveillance Report. Echinococcosis in Japan, 1999-2018.  
563 2019;40(3):33-34.
- 564 14. Ghatee MA, Nikaein K, Taylor WR, et al. Environmental, climatic and host population  
565 risk factors of human cystic echinococcosis in southwest of Iran. *BMC Public Health*.  
566 2020;20(1):1611. doi:10.1186/s12889-020-09638-w
- 567 15. Otero-Abad B, Torgerson PR. A Systematic Review of the Epidemiology of  
568 Echinococcosis in Domestic and Wild Animals. Garcia HH, ed. *PLoS Negl Trop Dis*.  
569 2013;7(6):e2249. doi:10.1371/journal.pntd.0002249
- 570 16. Yang YR. Impact of anthropogenic and natural environmental changes on  
571 *Echinococcus* transmission in Ningxia Hui Autonomous Region, the People's Republic  
572 of China. Accessed April 26, 2024.  
573 <https://parasitesandvectors.biomedcentral.com/articles/10.1186/1756-3305-5-146>
- 574 17. Budke CM, Deplazes P, Torgerson PR. Global Socioeconomic Impact of Cystic  
575 Echinococcosis. *Emerg Infect Dis*. 2006;12(2):296-303. doi:10.3201/eid1202.050499
- 576 18. Craig PS, McManus DP, Lightowlers MW, et al. Prevention and control of cystic  
577 echinococcosis. *Lancet Infect Dis*. 2007;7(6):385-394. doi:10.1016/S1473-  
578 3099(07)70134-2
- 579 19. Giri S, Parija SC. A review on diagnostic and preventive aspects of cystic

- 580 echinococcosis and human cysticercosis. *Trop Parasitol.* 2012;2(2):99-108.  
581 doi:10.4103/2229-5070.105174
- 582 20. Sarkar S, Roy H, Saha P, Sengupta M, Sarder K, Sengupta M. Cystic echinococcosis:  
583 A neglected disease at usual and unusual locations. *Trop Parasitol.* 2017;7(1):51-55.  
584 doi:10.4103/tp.TP\_55\_16
- 585 21. Organization WH. *Working to Overcome the Global Impact of Neglected Tropical*  
586 *Diseases: First WHO Report on Neglected Tropical Diseases.* World Health  
587 Organization; 2010. Accessed April 26, 2024. <https://iris.who.int/handle/10665/44440>
- 588 22. Cai J, Yang K, Chen Q, et al. The impact of echinococcosis interventions on economic  
589 outcomes in Qinghai Province of China: Evidence from county-level panel data. *Front*  
590 *Vet Sci.* 2023;10. doi:10.3389/fvets.2023.1068259
- 591 23. World Health Organization. Neglected tropical diseases, hidden successes, emerging  
592 opportunities. *Mal Trop Négligées Succès Ignorés Nouv Oppor.*  
593 2009;(WHO/HTM/NTD/2009.2). Accessed June 16, 2024.  
594 <https://iris.who.int/handle/10665/44214>
- 595 24. Reid S. The rural determinants of health: using critical realism as a theoretical  
596 framework. *Rural Remote Health.* 2019;19(3):5184. doi:10.22605/RRH5184
- 597 25. Tamarozzi F, Deplazes P, Casulli A. Reinventing the Wheel of *Echinococcus*  
598 *granulosus* sensu lato Transmission to Humans. *Trends Parasitol.* 2020;36(5):427-434.  
599 doi:10.1016/j.pt.2020.02.004
- 600 26. Hogeia MO, Ciomaga BF, Muntean MM, Muntean AA, Popa MI, Popa GL. Cystic  
601 Echinococcosis in the Early 2020s: A Review. *Trop Med Infect Dis.* 2024;9(2):36.  
602 doi:10.3390/tropicalmed9020036
- 603 27. Ma T, Wang Q, Hao M, et al. Epidemiological characteristics and risk factors for cystic  
604 and alveolar echinococcosis in China: an analysis of a national population-based field  
605 survey. *Parasit Vectors.* 2023;16(1):181. doi:10.1186/s13071-023-05788-z
- 606 28. Omadang L, Chamai M, Ejobi F, Erume J, Oba P, Ocaido M. Prevalence of cystic



- 607 echinococcosis among livestock in pastoral and agro-pastoral areas in Uganda.  
608 *Parasitology*. 2023;151(1):68-76. doi:10.1017/S0031182023001154
- 609 29. Othieno E, Okwi AL, Mupere E, et al. Risk factors associated with cystic  
610 echinococcosis in humans in selected pastoral and agro-pastoral areas of Uganda. *Int*  
611 *J One Health*. 2017;3:1-6. doi:10.14202/IJOH.2017.1-6
- 612 30. Uchiumi L, Mujica G, Araya D, et al. Prevalence of human cystic echinococcosis in the  
613 towns of Ñorquinco and Ramos Mexia in Rio Negro Province, Argentina, and direct risk  
614 factors for infection. *Parasit Vectors*. 2021;14(1):262. doi:10.1186/s13071-021-04753-y
- 615 31. World Health Organization. WHO/OIE Manual on echinococcosis in humans and  
616 animals. Published online 2001. Accessed May 15, 2024.  
617 <https://www.who.int/publications-detail-redirect/929044522X>
- 618 32. Larrieu E, Gavidia CM, Lightowlers MW. Control of cystic echinococcosis: Background  
619 and prospects. 2019;66(8). doi:10.1111/zph.12649
- 620 33. Wang Q, Zhong B, Yu W, et al. Assessment of a 10-year dog deworming programme  
621 on the transmission of *Echinococcus multilocularis* in Tibetan communities in Sichuan  
622 Province, China. *Int J Parasitol*. 2021;51(2):159-166. doi:10.1016/j.ijpara.2020.08.010
- 623 34. Yang S, Xiao N, Li J, et al. Reducing Canine *Echinococcus* Infection with Smart  
624 Deworming Collars — Tibet, China, June–November, 2020. *China CDC Wkly*.  
625 2020;2(51):979-982. doi:10.46234/ccdcw2020.265
- 626 35. Irabedra P, Ferreira C, Sayes J, et al. Control programme for cystic echinococcosis in  
627 Uruguay. *Mem Inst Oswaldo Cruz*. 2016;111:372-377. doi:10.1590/0074-02760160070
- 628 36. Kachani M, Heath D. Dog population management for the control of human  
629 echinococcosis. *Acta Trop*. 2014;139:99-108. doi:10.1016/j.actatropica.2014.05.011
- 630 37. Red Nacional de Vigilancia Epidemiológica, Instituto de Salud Carlos III, CIBER  
631 Epidemiología y Salud Pública, Ministerio de Economía y Competitividad, Ministerio de  
632 Sanidad, Servicios Sociales e Igualdad. Protocolo de Vigilancia de Hidatidosis. In:  
633 *Protocolos de la Red Nacional de Vigilancia Epidemiológica*. Red Nacional de

- 634           Vigilancia Epidemiológica. Instituto de Salud Carlos III; 2013.
- 635           doi:10.4321/repisalud.5345
- 636   38.   Saadi A, Antoine-Moussiaux N, Sahibi H, Filali H, Marcotty T, Thys S. Feasibility and  
637           acceptability of a new integrated approach to control cystic echinococcosis in Morocco:  
638           Vaccination of sheep and anthelmintic treatment of dogs. *Prev Vet Med*.  
639           2021;192:105373. doi:10.1016/j.prevetmed.2021.105373
- 640   39.   Altintas NA, Altintas NU, Sarica Yilmaz O, Akil M, Akdur Ozturk E, Unver A.  
641           Educational Intervention for the Awareness Improvement and Control Programme  
642           Design on Echinococcosis in Izmir, Turkey. *Helminthologia*. 2021;58(2):152-161.  
643           doi:10.2478/helm-2021-0013
- 644   40.   Pérez A, Costa MT, Gustavo C, et al. Vigilancia epidemiológica de la equinococcosis  
645           quística en perros, establecimientos ganaderos y poblaciones humanas en la provincia  
646           de Río Negro. *Med B Aires*. 2006;66(3):193-200.
- 647   41.   World Health Organization. Improving surveillance data on cystic echinococcosis.  
648           Accessed April 11, 2024. [https://www.who.int/activities/improving-surveillance-data-on-](https://www.who.int/activities/improving-surveillance-data-on-cystic-echinococcosis)  
649           cystic-echinococcosis
- 650   42.   Zanini F, Suárez C, Pérez H, Elissondo MC. Epidemiological surveillance of cystic  
651           echinococcosis in rural population of Tierra del Fuego, Argentina, 1997–2006. *Parasitol*  
652           *Int*. 2009;58(1):69-71. doi:10.1016/j.parint.2008.10.004
- 653   43.   Del Carpio M, Mercapide CH, Salvitti JC, et al. Early Diagnosis, Treatment and Follow-  
654           Up of Cystic Echinococcosis in Remote Rural Areas in Patagonia: Impact of Ultrasound  
655           Training of Non-Specialists. *PLoS Negl Trop Dis*. 2012;6(1):e1444.  
656           doi:10.1371/journal.pntd.0001444
- 657   44.   Cringoli G, Pepe P, Bosco A, et al. An integrated approach to control Cystic  
658           Echinococcosis in southern Italy. *Vet Parasitol*. 2021;290:109347.  
659           doi:10.1016/j.vetpar.2021.109347
- 660   45.   Munn Z, Peters MDJ, Stern C, Tufanaru C, McArthur A, Aromataris E. Systematic

- 661 review or scoping review? Guidance for authors when choosing between a systematic  
662 or scoping review approach. *BMC Med Res Methodol*. 2018;18:143.
- 663 46. Arksey H, O'Malley L. Scoping studies: towards a methodological framework. *Int J Soc*  
664 *Res Methodol*. Published online February 2005:19-32.
- 665 47. Levac D, Colquhoun H, O'Brien KK. Scoping studies: advancing the methodology.  
666 *Implement Sci*. 2010;5:69. doi:10.1186/1748-5908-5-69
- 667 48. Peters MDJ, Godfrey CM, Khalil H, McInerney P, Parker D, Soares CB. Guidance for  
668 conducting systematic scoping reviews. *JBI Evid Implement*. 2015;13(3):141-146.  
669 doi:10.1097/XEB.0000000000000050
- 670 49. Tricco AC, Lillie E, Zarin W, et al. PRISMA Extension for Scoping Reviews (PRISMA-  
671 ScR): Checklist and Explanation. *Ann Intern Med*. Published online September 4, 2018.  
672 doi:10.7326/M18-0850
- 673 50. Hong QN, Fàbregues S, Bartlett G, et al. The Mixed Methods Appraisal Tool (MMAT)  
674 version 2018 for information professionals and researchers. *Educ Inf*. 2018;34(4):285-  
675 291. doi:10.3233/EFI-180221
- 676 51. Hong QN, Pluye P, Fàbregues S, et al. Mixed methods appraisal tool (MMAT), version  
677 2018 user guide. Published online 2018.  
678 [http://mixedmethodsappraisaltoolpublic.pbworks.com/w/file/fetch/127916259/MMAT\\_20](http://mixedmethodsappraisaltoolpublic.pbworks.com/w/file/fetch/127916259/MMAT_2018_criteria-manual_2018-08-01_ENG.pdf)  
679 [18\\_criteria-manual\\_2018-08-01\\_ENG.pdf](http://mixedmethodsappraisaltoolpublic.pbworks.com/w/file/fetch/127916259/MMAT_2018_criteria-manual_2018-08-01_ENG.pdf)
- 680 52. Hong QN, Pluye P, Fàbregues S, et al. Reporting the results of the MMAT (version  
681 2018). Published online 2018.  
682 [http://mixedmethodsappraisaltoolpublic.pbworks.com/w/file/fetch/127916259/MMAT\\_20](http://mixedmethodsappraisaltoolpublic.pbworks.com/w/file/fetch/127916259/MMAT_2018_criteria-manual_2018-08-01_ENG.pdf)  
683 [18\\_criteria-manual\\_2018-08-01\\_ENG.pdf](http://mixedmethodsappraisaltoolpublic.pbworks.com/w/file/fetch/127916259/MMAT_2018_criteria-manual_2018-08-01_ENG.pdf)
- 684 53. Hernández Mira GM, Barros Fontes I, Ribeiro Cid A, Silveira A, Carola Espiguiha  
685 Cortes H. Rastros del grupo de lucha contra la equinococosis-hidatidosis en los  
686 municipios de Elvas y Alandroal. *Rev Lab Clínico*. 2008;1(3):100-105.  
687 doi:10.1016/j.labcli.2008.07.003

- 688 54. Pariona-Díaz A, Huamán-Albites M, Ureta-Jurado R, Huaman-Alvites O. Nivel de  
689 conocimiento sobre Hidatidosis Humana y medidas preventivas tras la aplicación de un  
690 Programa. *Enferm Univ.* 2018;15(3):284-293.
- 691 55. Castillo-Montes M, Lagos Kramm A, Cortés Sepúlveda M. Intervención educativa en  
692 una enfermedad desatendida: hidatidosis/ equinococosis quística en escolares del  
693 norte de Chile. *Rev Chil Infectol.* 2023;40(5):505-513. doi:10.4067/s0716-  
694 10182023000500505
- 695 56. Condie SJ, Crellin JR, Andersen FL, Schantz PM. Participation in a community  
696 program to prevent hydatid disease. *Public Health.* 1981;95(1):28-35.  
697 doi:10.1016/S0033-3506(81)80097-2
- 698 57. Ducrotoy MJ, Yahyaoui Azami H, El Berbri I, et al. Integrated health messaging for  
699 multiple neglected zoonoses: Approaches, challenges and opportunities in Morocco.  
700 *Acta Trop.* 2015;152:17-25. doi:10.1016/j.actatropica.2015.08.011
- 701 58. Larrieu E, Frider B, Andreani G, Andreani G, Aquino A, De La Fuente R. Hidatidosis  
702 humana: ecografía de campo para la determinación de grupos de alto riesgo en la  
703 evaluación de un programa de control. *Rev Inst Med trop São Paulo.* 1989;31(4):267-  
704 270. doi:<https://doi.org/10.1590/S0036-46651989000400010>
- 705 59. Meldrum GK, McConnell JD. The Control of Hydatid Disease in Tasmania. *Aust Vet J.*  
706 1968;44(5):212-217. doi:10.1111/j.1751-0813.1968.tb09086.x
- 707 60. Cabrera PA, Lloyd S, Haran G, et al. Control of *Echinococcus granulosus* in Uruguay:  
708 evaluation of different treatment intervals for dogs. *Vet Parasitol.* 2002;103(4):333-340.  
709 doi:10.1016/S0304-4017(01)00603-3
- 710 61. Oku Y, Malgor R, Benavidez U, Carmona C, Kamiya H. Control program against  
711 hydatidosis and the decreased prevalence in Uruguay. *Int Congr Ser.* 2004;1267:98-  
712 104. doi:10.1016/j.ics.2004.01.087
- 713 62. Farias LN, Malgor R, Cassaravilla C, Bragança C, de la Rue ML. Echinococcosis in  
714 southern Brazil: efforts toward implementation of a control program in Santana do

- 715        Livramento, Rio Grande do Sul. *Rev Inst Med Trop Sao Paulo*. 2004;46(3):153-156.  
716        doi:10.1590/s0036-46652004000300006
- 717    63. Wang L, Gongsang Q, Pang H, et al. Assessment of echinococcosis control in Tibet  
718        Autonomous Region, China. *Infect Dis Poverty*. 2022;11:59. doi:10.1186/s40249-022-  
719        00987-9
- 720    64. Montalvo R, Huiza A, Nuñez V, et al. Results And Epidemiological Impact of The  
721        Directly Observed Antiparasitic Treatment For Canine Echinococcosis. Published  
722        online January 18, 2022. doi:10.21203/rs.3.rs-1205919/v1
- 723    65. Larrieu E, Herrero E, Mujica G, et al. Pilot field trial of the EG95 vaccine against ovine  
724        cystic echinococcosis in Rio Negro, Argentina: early impact and preliminary data. *Acta*  
725        *Trop*. 2013;127(2):143-151. doi:10.1016/j.actatropica.2013.04.009
- 726    66. Larrieu E, Mujica G, Araya D, et al. Pilot field trial of the EG95 vaccine against ovine  
727        cystic echinococcosis in Rio Negro, Argentina: 8 years of work. *Acta Trop*. 2019;191:1-  
728        7. doi:10.1016/j.actatropica.2018.12.025
- 729    67. Labanchi JL, Poggio TV, Gutiérrez A, et al. Analysis of vaccination strategy against  
730        cystic echinococcosis developed in the Province of Río Negro, Argentina: 12 years of  
731        work. *Vet Parasitol*. 2022;310:109790. doi:10.1016/j.vetpar.2022.109790
- 732    68. Gädicke P, Heath D, Medina-Brunet A, et al. Assessment of the Vaccination Program  
733        against Cystic Echinococcosis in Sheep in the Pehuenche Community of Central Chile.  
734        *Anim Open Access J MDPI*. 2022;12(6):679. doi:10.3390/ani12060679
- 735    69. Amarir F, Rhalem A, Sadak A, et al. Control of cystic echinococcosis in the Middle  
736        Atlas, Morocco: Field evaluation of the EG95 vaccine in sheep and cesticide treatment  
737        in dogs. *PLoS Negl Trop Dis*. 2021;15(3):e0009253. doi:10.1371/journal.pntd.0009253
- 738    70. Kummeneje K, Rognerud B, Korbi K. Echinococcosis in Slaughtered Reindeer  
739        (*Rangifer Tarandus*) In Northern Norway. Preliminary Results of a Combat/Eradication  
740        Program. *Acta Vet Scand*. 1981;22(3):592-593. doi:10.1186/BF03548683
- 741    71. Economides P, Christofi G. Evaluation of control programmes for

- 742 echinococcosis/hydatidosis in Cyprus. 2000;19(3):784. doi:10.20506/rst.19.3.1252
- 743 72. Macpherson CNL, Wachira TM, Zeyhle E, Romig T, Macpherson C. Hydatid disease:  
744 Research and control in Turkana, IV. The pilot control programme. *Trans R Soc Trop*  
745 *Med Hyg.* 1986;80(2):196-200. doi:10.1016/0035-9203(86)90007-6
- 746 73. Van Kesteren F, Mastin A, Torgerson P, Mytynova B, Craig P. Evaluation of the impact  
747 of 2 years of a dosing intervention on canine echinococcosis in the Alay Valley,  
748 Kyrgyzstan. *Parasitology.* 2017;44(10):1328-1337.
- 749 74. Yu Q, Xiao N, Yang SJ, Han S. Deworming of stray dogs and wild canines with  
750 praziquantel-laced baits delivered by an unmanned aerial vehicle in areas highly  
751 endemic for echinococcosis in China. *Infect Dis Poverty.* 2017;6(1):117.  
752 doi:10.1186/s40249-017-0329-8
- 753 75. Yang YR, McManus DP, Huang Y, Heath DD. *Echinococcus granulosus* Infection and  
754 Options for Control of Cystic Echinococcosis in Tibetan Communities of Western  
755 Sichuan Province, China. *PLoS Negl Trop Dis.* 2009;3(4):e426.  
756 doi:10.1371/journal.pntd.0000426
- 757 76. Wei J, Cheng F, Qun Q, et al. Epidemiological evaluations of the efficacy of slow-  
758 released praziquantel-medicated bars for dogs in the prevention and control of cystic  
759 echinococcosis in man and animals. *Parasitol Int.* 2005;54(4):231-236.  
760 doi:10.1016/j.parint.2005.06.002
- 761 77. Yang SJ, Xiao N, Li JZ, et al. A remote management system for control and  
762 surveillance of echinococcosis: design and implementation based on internet of things.  
763 *Infect Dis Poverty.* 2021;10(1):50. doi:10.1186/s40249-021-00833-4
- 764 78. Berlinguer F, Ahmed F, Tamponi C, et al. Help from the sky: Can vultures contribute to  
765 Cystic Echinococcosis control in endemic areas? *PLoS Negl Trop Dis.*  
766 2021;15(7):e0009615. doi:10.1371/journal.pntd.0009615
- 767 79. Nocerino M, Pepe P, Bosco A, et al. An innovative strategy for deworming dogs in  
768 Mediterranean areas highly endemic for cystic echinococcosis. *Parasit Vectors.*

- 769 2024;17(1):86. doi:10.1186/s13071-024-06184-x
- 770 80. Larrieu E, Costa MT, Cantoni G, et al. Control de la hidatidosis en la provincia de Río  
771 Negro, Argentina: evaluación actividades de atención veterinaria (1). *Rev Sanid Hig*  
772 *Publica*. 1994;68(1):197-202.
- 773 81. Larrieu E, Costa MT, Cantoni G, et al. Control program of hydatid disease in the  
774 province of Río Negro Argentina. 1980-1997. *Bol Chil Parasitol*. 2000;55(3-4):49-53.  
775 doi:10.4067/s0365-94022000000300003
- 776 82. Arezo M, Mujica G, Uchiumi L, et al. Identification of potential “hot spots” of cystic  
777 echinococcosis transmission in the province of Río Negro, Argentina. *Acta Trop*.  
778 2020;204:105341. doi:10.1016/j.actatropica.2020.105341
- 779 83. Chacon T. Estado de situación sobre Hidatidosis en Chile y la región de Aysen.  
780 MarcoAcuña Briones, SEREMI de Salud, Región de Aysen. “Seminario de hidatidosis:  
781 Una Salud, Presente y Futuro.” November 8, 2023. Accessed February 19, 2024.  
782 <https://hidatidosis.ar/wp-content/uploads/2023/11/Coyhaique-Tomas-Chacon.pdf>
- 783 84. Apt W, Pérez C, Galdamez E, et al. Equinococosis/hidatidosis en la VII Región de  
784 Chile: diagnóstico e intervención educativa. *Rev Panam Salud Publica*. 2000;7(1).  
785 Accessed May 14, 2024. <https://iris.paho.org/handle/10665.2/8872>
- 786 85. Andersen FL, Crellin JR, Nichols CR, Schantz PM. Evaluation of a Program to Control  
787 Hydatid Disease in Central Utah. *Gt Basin Nat*. 1983;43(1):65-72.
- 788 86. Gemmell MA. The Styx field-trial. A study on the application of control measures  
789 against hydatid disease caused by *Echinococcus granulosus*. *Bull World Health Organ*.  
790 1968;39(1):73-100.
- 791 87. Polydorou K. The anti-echinococcosis campaign in Cyprus. *Trop Anim Health Prod*.  
792 1977;9(3):141-146. doi:10.1007/BF02236587
- 793 88. Lloyd S, Walters TM, Craig PS. Use of sentinel lambs to survey the effect of an  
794 education programme on control of transmission of *Echinococcus granulosus* in South  
795 Powys, Wales. *Bull World Health Organ*. 1998;76(5):469-473.

- 796 89. El Berbri I, Mahir W, Shaw A, et al. Evaluation of integrated control of three dog  
797 transmitted zoonoses: Rabies, visceral leishmaniasis and cystic echinococcosis, in  
798 Morocco. *Acta Trop*. 2020;212:105689. doi:10.1016/j.actatropica.2020.105689
- 799 90. Jiménez S, Pérez A, Gil H, Schantz P, Ramalle E, Juste R. Progress in control of cystic  
800 echinococcosis in La Rioja, Spain: decline in infection prevalences in human and  
801 animal hosts and economic costs and benefits. *Acta Trop*. 2002;83(3):213-221.  
802 doi:10.1016/s0001-706x(02)00091-8
- 803 91. Gimeno Ortiz A, Calero Carretero R, Carmona Carmona E, Caldera Domínguez J.  
804 Evaluación del programa de lucha contra la hidatidosis-equinococosis en Extremadura,  
805 tras siete años de actuaciones. *Rev Sanid E Hig Pública*. 1991;65(5):451-461.
- 806 92. Zhang W, Zhang Z, Yimit T, et al. A Pilot Study for Control of Hyperendemic Cystic  
807 Hydatid Disease in China. *PLoS Negl Trop Dis*. 2009;3(10):e534.  
808 doi:10.1371/journal.pntd.0000534
- 809 93. Yu Q, Xiao N, Han S, Tian T, Zhou XN. Progress on the national echinococcosis  
810 control programme in China: analysis of humans and dogs population intervention  
811 during 2004-2014. *Infect Dis Poverty*. 2020;9(1):137. doi:10.1186/s40249-020-00747-7
- 812 94. West D. *Understanding Transmission and Control of Cystic Echinococcosis and Other*  
813 *Taeniid Infections in the Falkland Islands*. 2021. Accessed May 23, 2024.  
814 [https://salford-repository.worktribe.com/output/1332525/understanding-transmission-](https://salford-repository.worktribe.com/output/1332525/understanding-transmission-and-control-of-cystic-echinococcosis-and-other-taeniid-infections-in-the-falkland-islands)  
815 [and-control-of-cystic-echinococcosis-and-other-taeniid-infections-in-the-falkland-islands](https://salford-repository.worktribe.com/output/1332525/understanding-transmission-and-control-of-cystic-echinococcosis-and-other-taeniid-infections-in-the-falkland-islands)
- 816 95. Lightowers MW, Jensen O, Fernandez E, et al. Vaccination trials in Australia and  
817 Argentina confirm the effectiveness of the EG95 hydatid vaccine in sheep. *Int J*  
818 *Parasitol*. 1999;29(4):531-534. doi:10.1016/S0020-7519(99)00003-X
- 819 96. Allan JC, Craig PS, Garcia Noval J, et al. Coproantigen detection for immunodiagnosis  
820 of echinococcosis and taeniasis in dogs and humans. *Parasitology*. 1992;104 ( Pt  
821 2):347-356. doi:10.1017/s0031182000061801
- 822 97. Deplazes P, Gottstein B, Eckert J, Jenkins DJ, Ewald D, Jimenez-Palacios S. Detection



- 823 of *Echinococcus* coproantigens by enzyme-linked immunosorbent assay in dogs,  
824 dingoes and foxes. *Parasitol Res.* 1992;78(4):303-308. doi:10.1007/BF00937088
- 825 98. Eckert J, Thompson RCA. Historical Aspects of Echinococcosis. *Adv Parasitol.*  
826 2017;95:1-64. doi:10.1016/bs.apar.2016.07.003
- 827 99. Craig PS, Larrieu E. Control of cystic echinococcosis/hydatidosis: 1863-2002. *Adv*  
828 *Parasitol.* 2006;61:443-508. doi:10.1016/S0065-308X(05)61011-1
- 829 100. Ebrahimipour M, Budke CM, Harandi MF. Control of Cystic Echinococcosis in Iran:  
830 Where Do We Stand? *Trends Parasitol.* 2020;36(7):578-581.  
831 doi:10.1016/j.pt.2020.04.007
- 832 101. Larrieu E, Zanini F. Critical analysis of cystic echinococcosis control programs and  
833 praziquantel use in South America, 1974-2010. *Rev Panam Salud Publica Pan Am J*  
834 *Public Health.* 2012;31(1):81-87. doi:10.1590/s1020-49892012000100012
- 835 102. Romig T, Omer RA, Zeyhle E, et al. Echinococcosis in sub-Saharan Africa: emerging  
836 complexity. *Vet Parasitol.* 2011;181(1):43-47. doi:10.1016/j.vetpar.2011.04.022
- 837 103. Battelli G. Echinococcosis: costs, losses and social consequences of a neglected  
838 zoonosis. *Vet Res Commun.* 2009;33 Suppl 1:47-52. doi:10.1007/s11259-009-9247-y
- 839 104. Moro PL, Budke CM, Schantz PM, Vasquez J, Santivañez SJ, Villavicencio J.  
840 Economic Impact of Cystic Echinococcosis in Peru. *PLoS Negl Trop Dis.*  
841 2011;5(5):e1179. doi:10.1371/journal.pntd.0001179
- 842 105. Widdicombe J, Basáñez MG, Entezami M, Jackson D, Larrieu E, Prada JM. The  
843 economic evaluation of Cystic echinococcosis control strategies focused on zoonotic  
844 hosts: A scoping review. *PLoS Negl Trop Dis.* 2022;16(7):e0010568.  
845 doi:10.1371/journal.pntd.0010568
- 846 106. Kolopack PA, Parsons JA, Lavery JV. What Makes Community Engagement  
847 Effective?: Lessons from the Eliminate Dengue Program in Queensland Australia.  
848 *PLoS Negl Trop Dis.* 2015;9(4):e0003713. doi:10.1371/journal.pntd.0003713
- 849 107. Questa K, Das M, King R, et al. Community engagement interventions for

- 850 communicable disease control in low- and lower- middle-income countries: evidence  
851 from a review of systematic reviews. *Int J Equity Health*. 2020;19(1):51.  
852 doi:10.1186/s12939-020-01169-5
- 853 108. Saadi A, Sahibi H, Thys S, et al. Stakeholder analysis to improve the national control  
854 program of cystic echinococcosis in Morocco. *Prev Vet Med*. 2021;186:105227.  
855 doi:10.1016/j.prevetmed.2020.105227
- 856 109. World Health Organization. Report of the WHO informal working group on cystic and  
857 alveolar echinococcosis surveillance, prevention and control. Published online June 6,  
858 2011:25.
- 859 110. Larrieu E, Organization PAH. Prevention and Control of Hydatidosis at Local Level:  
860 South American Initiative for the Control and Surveillance of Cystic  
861 Echinococcosis/Hydatidosis. *Ser Man Téc*. 2017;18. Accessed June 28, 2024.  
862 <https://iris.paho.org/handle/10665.2/49043>
- 863 111. Eckert J, Gemmell MA, Meslin FX, Pawlowski ZS, eds. *WHO/OIE Manual on*  
864 *Echinococcosis in Humans and Animals: A Zoonosis of Global Concern*. World  
865 Organisation for Animal Health; 2001.
- 866 112. Poggio T, Jensen O, Saravia T, et al. Past and Future Methods for Controlling  
867 *Echinococcus granulosus* in South America. *Int J Echinococcoses*. 2022;1(1):54.  
868 doi:10.5455/IJE.2021.11.07
- 869 113. Wolfe CM, Barry A, Campos A, et al. Control, elimination, and eradication efforts for  
870 neglected tropical diseases in the World Health Organization African region over the  
871 last 30 years: A scoping review. *Int J Infect Dis IJID Off Publ Int Soc Infect Dis*.  
872 2024;141:106943. doi:10.1016/j.ijid.2024.01.010
- 873 114. Christofi E. Cystic Echinococcosis: An Impact Assessment of Prevention Programs in  
874 Endemic Developing Countries in Africa, Central Asia, and South America. *J Zool Syst*  
875 *Evol Res*. 2022;2022(1):8412718. doi:10.1155/2022/8412718
- 876 115. CORDIS. Final Report Summary - HERACLES (Human cystic Echinococcosis

- 877 ReseArch in Central and Eastern Societies) | FP7. CORDIS | European Commission.  
878 April 11, 2019. Accessed June 28, 2024.  
879 <https://cordis.europa.eu/project/id/602051/reporting>
- 880 116. HERACLES. Project background. 2014. Accessed June 28, 2024. [http://www.heracles-](http://www.heracles-fp7.eu/background.html)  
881 [fp7.eu/background.html](http://www.heracles-fp7.eu/background.html)
- 882 117. Casulli A. Final Report. Published online November 24, 2022.  
883 [doi:10.5281/zenodo.7357984](https://doi.org/10.5281/zenodo.7357984)
- 884 118. One Health EJP. MEmE: Multi-centre study on *Echinococcus multilocularis* and  
885 *Echinococcus granulosus* s.l. in Europe: development and harmonisation of diagnostic  
886 methods in the food chain. <https://onehealthjep.eu>. Accessed June 28, 2024.  
887 <https://onehealthjep.eu/projects/emerging-threats/jrp-meme>
- 888 119. Eckert J, Conraths FJ, Tackmann K. Echinococcosis: an emerging or re-emerging  
889 zoonosis? *Int J Parasitol.* 2000;30(12-13):1283-1294. [doi:10.1016/S0020-](https://doi.org/10.1016/S0020-7519(00)00130-2)  
890 [7519\(00\)00130-2](https://doi.org/10.1016/S0020-7519(00)00130-2)
- 891 120. Wen H, Vuitton L, Tuxun T, et al. Echinococcosis: Advances in the 21st Century. *Clin*  
892 *Microbiol Rev.* 2019;32(2):e00075-18. [doi:10.1128/CMR.00075-18](https://doi.org/10.1128/CMR.00075-18)
- 893 121. Gharbi M, Giraudoux P. Cystic echinococcosis (*Echinococcus granulosus sensu lato*  
894 infection) in Tunisia, a One Health perspective for a future control programme. *Parasite*  
895 *Paris Fr.* 2024;31:30. [doi:10.1051/parasite/2024029](https://doi.org/10.1051/parasite/2024029)
- 896 122. Mujica G, Uchiumi L, Araya D, et al. The Diagnosis, Treatment, Surveillance and  
897 Control of Cystic Echinococcosis in the Province of Rio Negro: The “One-Health”  
898 Model. *Parasitologia.* 2021;1(4):177-187. [doi:10.3390/parasitologia1040019](https://doi.org/10.3390/parasitologia1040019)
- 899 123. Lightowlers MW, Gasser RB, Hemphill A, et al. Advances in the treatment, diagnosis,  
900 control and scientific understanding of taeniid cestode parasite infections over the past  
901 50 years. *Int J Parasitol.* 2021;51(13):1167-1192. [doi:10.1016/j.ijpara.2021.10.003](https://doi.org/10.1016/j.ijpara.2021.10.003)
- 902 124. Dakkak A. Echinococcosis/hydatidosis: a severe threat in Mediterranean countries. *Vet*  
903 *Parasitol.* 2010;174(1-2):2-11. [doi:10.1016/j.vetpar.2010.08.009](https://doi.org/10.1016/j.vetpar.2010.08.009)

- 904 125. Borhani M, Mohammadi MA, Entezami M, et al. Reinfection of farm dogs following  
905 praziquantel treatment in an endemic region of cystic echinococcosis in southeastern  
906 Iran. *PLoS Negl Trop Dis*. 2024;18(3):e0011939. doi:10.1371/journal.pntd.0011939
- 907 126. Jiang B, Zhou XN, Zhang HB, Tao Y, Huo LL, Liu N. Slow-release praziquantel for  
908 dogs: presentation of a new formulation for echinococcosis control. *Infect Dis Poverty*.  
909 2017;6:140. doi:10.1186/s40249-017-0357-4
- 910 127. Turnes AL. La hidatidosis como problema de salud pública: una mirada histórica. In: *La*  
911 *hidatidosis como problema de salud pública: una mirada histórica*. ; 2009:142.  
912 Accessed July 2, 2024. <https://search.bvsalud.org/gim/resource/pt/biblio-1253238>
- 913 128. Gemmell MA, Johnstone PD, Oudemans G. The application of a food incorporating  
914 praziquantel in the treatment and control of *Echinococcus granulosus* infections in  
915 dogs. *Aust Vet J*. 1982;58(3):120-121. doi:10.1111/j.1751-0813.1982.tb00614.x
- 916 129. Saadi A, Antoine-Moussiaux N, Marcotty T, Thys S, Sahibi H. Using qualitative  
917 approaches to explore the challenges of integrated programmes for zoonosis control in  
918 developing countries: Example of hydatidosis control in Morocco. *Zoonoses Public*  
919 *Health*. 2021;68(5):393-401. doi:10.1111/zph.12814
- 920 130. Allotey P, Reidpath DD, Ghalib H, Pagnoni F, Skelly WC. Efficacious, effective, and  
921 embedded interventions: Implementation research in infectious disease control. *BMC*  
922 *Public Health*. 2008;8(1):343. doi:10.1186/1471-2458-8-343
- 923 131. World Health Organization, UNICEF/UNDP/World Bank/WHO Special Programme for  
924 Research and Training in Tropical Diseases. *Implementation Research for the Control*  
925 *of Infectious Diseases of Poverty: Strengthening the Evidence Base for the Access and*  
926 *Delivery of New and Improved Tools, Strategies and Interventions*. World Health  
927 Organization; 2011. Accessed July 1, 2024. <https://iris.who.int/handle/10665/75216>
- 928 132. Binagwaho A, Frisch MF, Udoh K, et al. Implementation Research: An Efficient and  
929 Effective Tool to Accelerate Universal Health Coverage. *Int J Health Policy Manag*.  
930 2019;9(5):182-184. doi:10.15171/ijhpm.2019.125

- 931 133. Peters D, Tran N, Adam T, Alliance for Health Policy and Systems Research, World  
932 Health Organization. *Implementation Research in Health: A Practical Guide / Edited by*  
933 *David Peters ... [et Al]*. World Health Organization; 2013. Accessed July 1, 2024.  
934 <https://iris.who.int/handle/10665/91758>
- 935 134. Haldane V, Chuah FLH, Srivastava A, et al. Community participation in health services  
936 development, implementation, and evaluation: A systematic review of empowerment,  
937 health, community, and process outcomes. *PloS One*. 2019;14(5):e0216112.  
938 doi:10.1371/journal.pone.0216112
- 939 135. Kale S, Shoyeb H, Vardhan S, et al. Addressing Cancer Disparities Through  
940 Community Engagement: Lessons and Best Practices. *Cureus*. 2023;15(8).  
941 doi:10.7759/cureus.43445
- 942 136. Aggarwal D, Ramachandran A. One Health Approach to Address Zoonotic Diseases.  
943 *Indian J Community Med Off Publ Indian Assoc Prev Soc Med*. 2020;45(Suppl 1):S6.  
944 doi:10.4103/ijcm.IJCM\_398\_19
- 945 137. Ghai RR, Wallace RM, Kile JC, et al. A generalizable one health framework for the  
946 control of zoonotic diseases. *Sci Rep*. 2022;12. doi:10.1038/s41598-022-12619-1
- 947 138. Mubareka S, Amuasi J, Banerjee A, et al. Strengthening a One Health approach to  
948 emerging zoonoses. *FACETS*. 2023;8:1-64. doi:10.1139/facets-2021-0190
- 949 139. World Health Organization. Global Distribution of Cystic Echinococcosis 2011. 2011.  
950 [https://www.who.int/docs/default-source/ntds/echinococcosis/global-distribution-of-](https://www.who.int/docs/default-source/ntds/echinococcosis/global-distribution-of-cystic-echinococcosis-2011.pdf?sfvrsn=15bf8521_4)  
951 [cystic-echinococcosis-2011.pdf?sfvrsn=15bf8521\\_4](https://www.who.int/docs/default-source/ntds/echinococcosis/global-distribution-of-cystic-echinococcosis-2011.pdf?sfvrsn=15bf8521_4)
- 952 140. Batham EJ. Testing arecoline hydrobromide as an anthelmintic for hydatid worms in  
953 dogs. *Parasitology*. 1946;37(3-4):185-191. doi:10.1017/S0031182000013342
- 954 141. Blood BD, Moya V, Lelijveld JL. Evaluation of selected drugs for the treatment of  
955 canine echinococcosis. *Bull World Health Organ*. 1968;39(1):67-72.
- 956 142. Cringoli G, Rinaldi L, Musella V, et al. Geo-referencing livestock farms as tool for  
957 studying cystic echinococcosis epidemiology in cattle and water buffaloes from

- 958 southern Italy. *Geospatial Health*. 2007;2(1):105-111. doi:10.4081/gh.2007.259
- 959 143. Gemmell MA, Oudemans G. The effect of nitroscanate on *Echinococcus granulosus*  
960 and *Taenia hydatigena* infections in dogs. *Res Vet Sci*. 1975;19(2):217-219.
- 961 144. Roberts MG, Lawson JR, Gemmell MA. Population dynamics in echinococcosis and  
962 cysticercosis: mathematical model of the life-cycle of *Echinococcus granulosus*.  
963 *Parasitology*. 1986;92 ( Pt 3):621-641. doi:10.1017/s0031182000065495

964 **Supporting information**

965 **Appendix 1. Search Strategy**

966 Search Concepts

Echinococcus Granulosus	Strategies
Echinococcus	Prevention
Echinococcosis	Control
Echinococcoses	Preventive therapy
Echinococcus Infection	Preventive measures
Echinococcus Infections	Prophylaxis
Infection, Echinococcus	Therapeutic
Cystic Echinococcosis	Therapy
Cystic Echinococcoses	Treatment
Hydatidosis	Treatments
Hydatidoses	Elimination
Hydatid Cysts	Intervention
Hydatid Cyst	Early intervention
Hydatid Disease	Late intervention
Hydatid Diseases	Drug therapy
Echinococcus Granulosus Infection	Drug Therapies
	Pharmacotherapy

	Pharmacotherapies
	Vaccine
	Health Promotion
	Health Campaign
	Pest control
	Pest management

967

968 MEDLINE Search strategy:

- 969 1. Echinococcus Granulosus
- 970 2. Echinococcus
- 971 3. Echinococcosis
- 972 4. Echinococcoses
- 973 5. Echinococcus Infection
- 974 6. Echinococcus Infections
- 975 7. Infection, Echinococcus
- 976 8. Cystic Echinococcosis
- 977 9. Cystic Echinococcoses
- 978 10. Hydatidosis
- 979 11. Hydatidoses
- 980 12. Hydatid Cysts
- 981 13. Hydatid Cyst
- 982 14. Hydatid Disease
- 983 15. Hydatid Diseases
- 984 16. Echinococcus Granulosus Infection
- 985 17. 1-16 OR
- 986 18. Strategies
- 987 19. Prevention

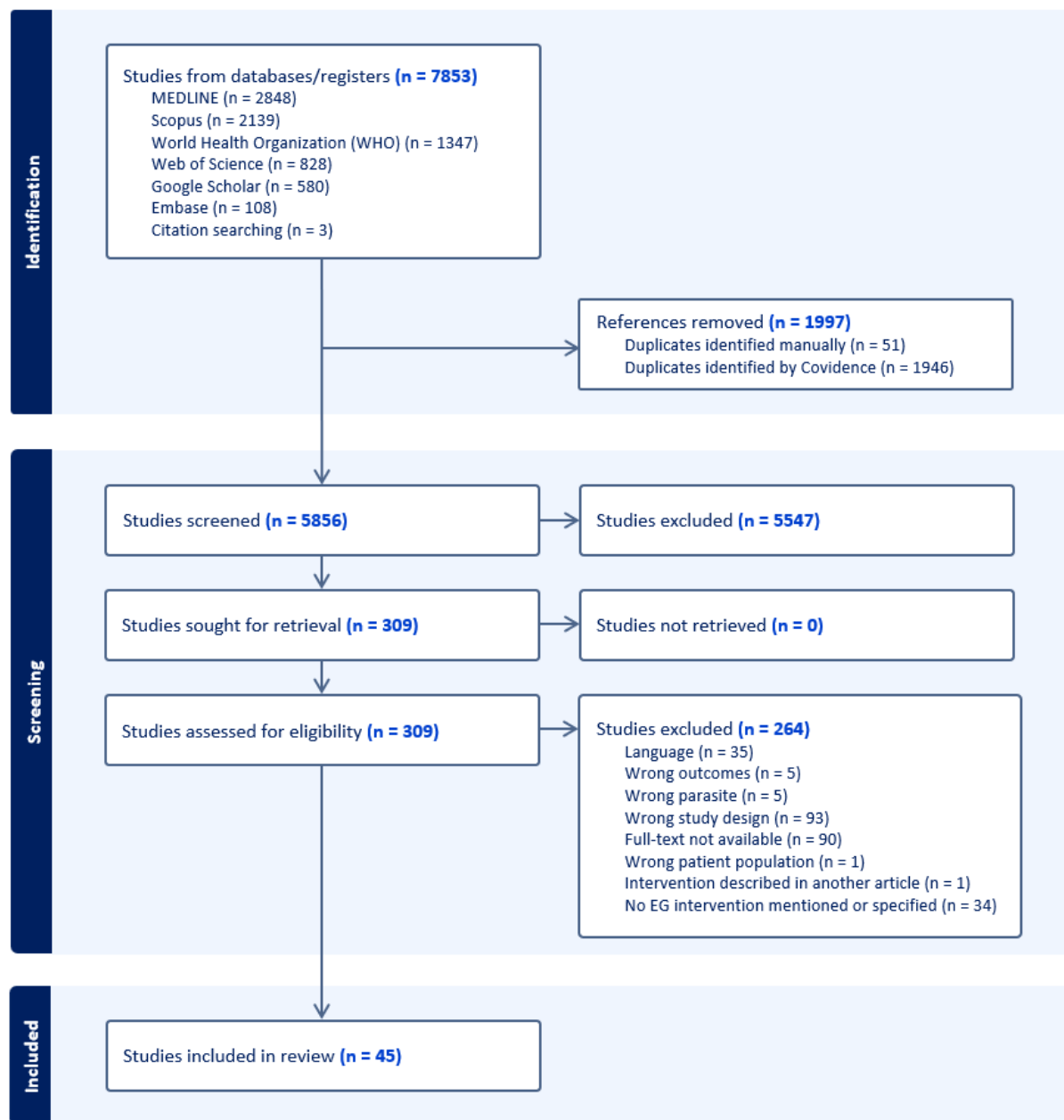


- 988 20. Control
- 989 21. Preventive therapy
- 990 22. Preventive measures
- 991 23. Prophylaxis
- 992 24. Therapeutic
- 993 25. Therapy
- 994 26. Treatment
- 995 27. Treatments
- 996 28. Elimination
- 997 29. Intervention
- 998 30. Early intervention
- 999 31. Late intervention
- 1000 32. Drug therapy
- 1001 33. Drug Therapies
- 1002 34. Pharmacotherapy
- 1003 35. Pharmacotherapies
- 1004 36. Vaccine
- 1005 37. Health Promotion
- 1006 38. Health Campaign
- 1007 39. Pest control
- 1008 40. Pest management
- 1009 41. 18-40 OR
- 1010 43. 17 AND 41

1011 For MEDLINE and EMBASE we used MeSH subject heading.

1012 Search terms used are centered on the concepts of '*Echinococcus granulosus* infection' and  
1013 'strategy'. The '*Echinococcus granulosus*' concept was built around synonyms (e.g., Hydatid  
1014 disease, Hydatid cyst). The "strategy" concept was broad and included terms covering all  
1015 types of interventions (e.g., Pest control, Therapy, Prevention). Qualified academic librarian  
1016 support was requested for identification of key words on the different databases and search  
1017 strategy refinement.

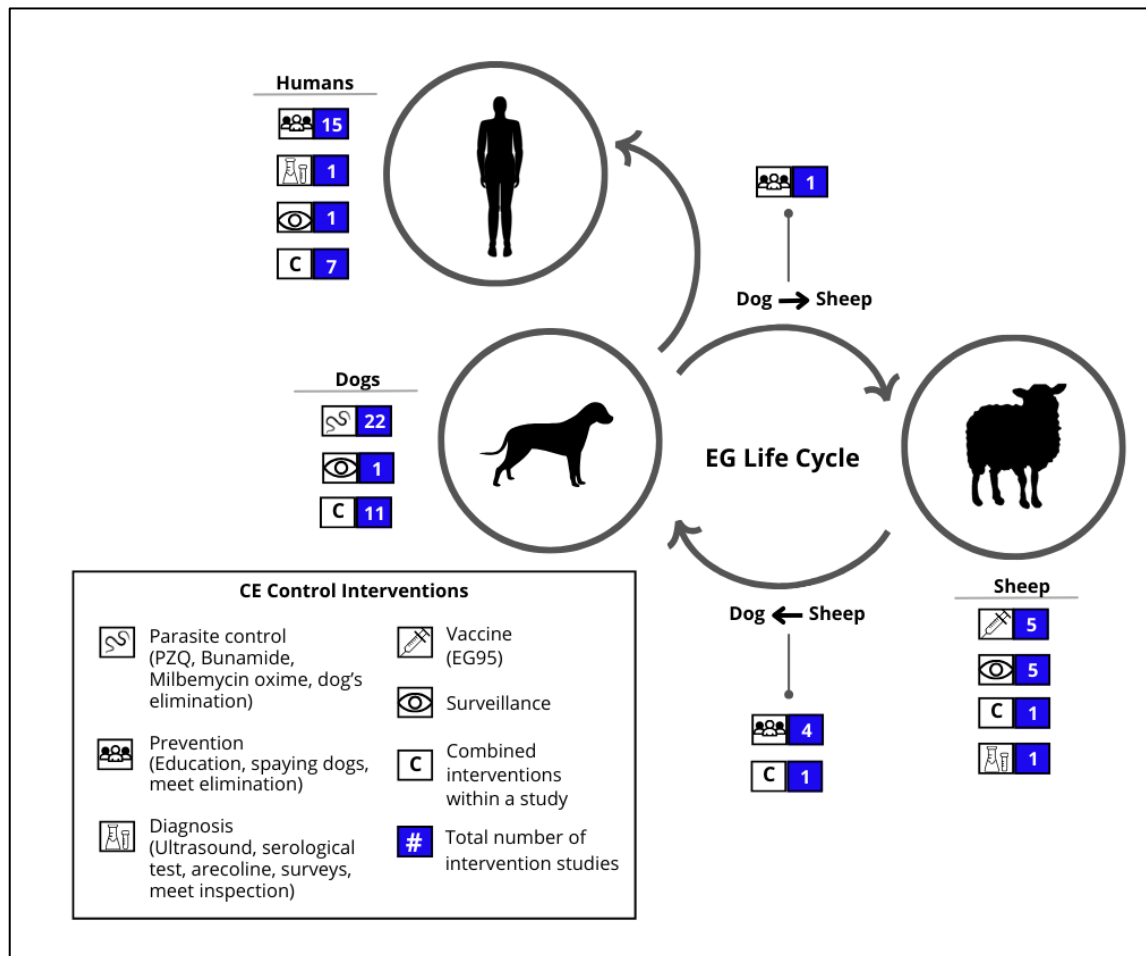
1018 **Figure 1. Flowchart of the inclusion/exclusion process for studies on EG control**  
1019 **interventions**



1020

1021

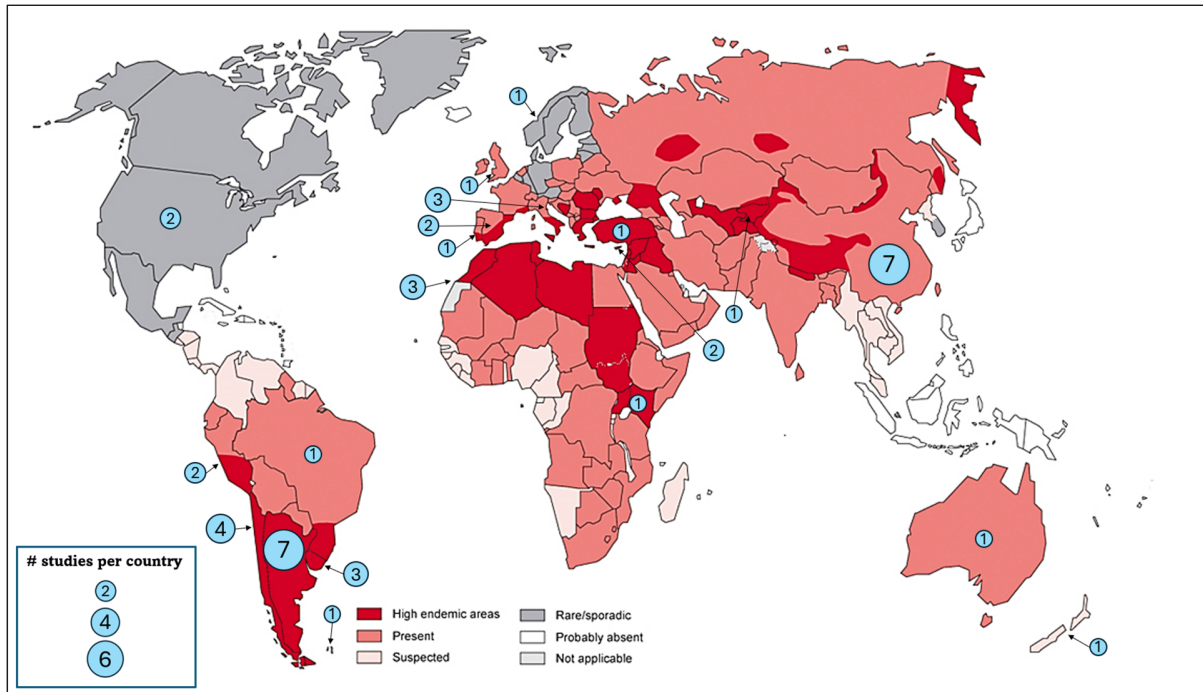
1022 **FIGURE 2. Type of control intervention reported in the selected articles and**  
 1023 **intervention target within the EG life cycle.<sup>a</sup>**



1024

1025 <sup>a</sup> Intervention results are not included.

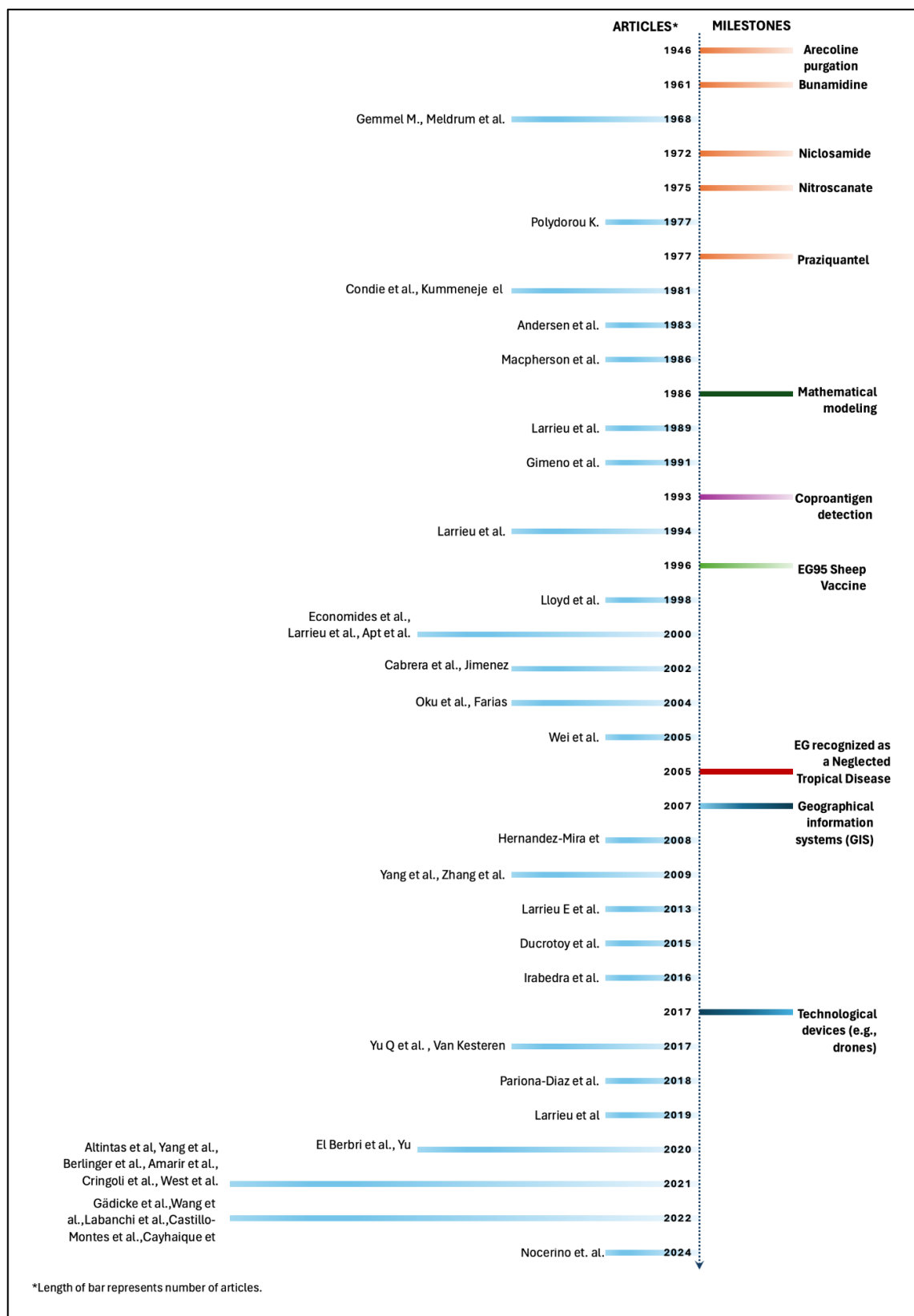
1026 **FIGURE 3. Global distribution of EG and cystic echinococcosis and studies**



1027

1028 Map Source: WHO 2011<sup>139</sup>

1029 **FIGURE 4. Timeline of the progress of EG control tools and the articles included in**  
 1030 **this review.**



1031

1032

74,98,140-144

1033 **Appendix 2. Preferred Reporting Items for Systematic reviews and Meta-Analyses**  
1034 **extension for Scoping Reviews (PRISMA-ScR) Checklist**

1035

SECTION	ITEM	PRISMA-ScR CHECKLIST ITEM	REPORTED ON PAGE #
<b>TITLE</b>			
Title	1	Identify the report as a scoping review.	1
<b>ABSTRACT</b>			
Structured summary	2	Provide a structured summary that includes (as applicable): background, objectives, eligibility criteria, sources of evidence, charting methods, results, and conclusions that relate to the review questions and objectives.	2
<b>INTRODUCTION</b>			
Rationale	3	Describe the rationale for the review in the context of what is already known. Explain why the review questions/objectives lend themselves to a scoping review approach.	3-4
Objectives	4	Provide an explicit statement of the questions and objectives being addressed with reference to their key elements (e.g., population or participants, concepts, and context) or other relevant key elements used to conceptualize the review questions and/or objectives.	5-6
<b>METHODS</b>			
Protocol and registration	5	Indicate whether a review protocol exists; state if and where it can be accessed (e.g., a Web address); and if available, provide registration information, including the registration number.	5
Eligibility criteria	6	Specify characteristics of the sources of evidence used as eligibility criteria (e.g., years considered, language, and publication status), and provide a rationale.	6-7, 57
Information sources*	7	Describe all information sources in the search (e.g., databases with dates of coverage and contact with authors to identify additional sources), as well as the date the most recent search was executed.	6
Search	8	Present the full electronic search strategy for at least 1 database, including any limits used, such that it could be repeated.	54-56
Selection of sources of evidence†	9	State the process for selecting sources of evidence (i.e., screening and eligibility) included in the scoping review.	6-7
Data charting process‡	10	Describe the methods of charting data from the included sources of evidence (e.g., calibrated forms or forms that have been tested by the team before their use, and whether data charting was done independently or in duplicate) and any processes for obtaining and confirming data from investigators.	7
Data items	11	List and define all variables for which data were sought and any assumptions and simplifications made.	7
Critical appraisal of individual sources of evidence§	12	If done, provide a rationale for conducting a critical appraisal of included sources of evidence; describe the methods used and how this information was used in any data synthesis (if appropriate).	7-8

SECTION	ITEM	PRISMA-ScR CHECKLIST ITEM	REPORTED ON PAGE #
Synthesis of results	13	Describe the methods of handling and summarizing the data that were charted.	7
<b>RESULTS</b>			
Selection of sources of evidence	14	Give numbers of sources of evidence screened, assessed for eligibility, and included in the review, with reasons for exclusions at each stage, ideally using a flow diagram.	8, 57
Characteristics of sources of evidence	15	For each source of evidence, present characteristics for which data were charted and provide the citations.	8
Critical appraisal within sources of evidence	16	If done, present data on critical appraisal of included sources of evidence (see item 12).	31
Results of individual sources of evidence	17	For each included source of evidence, present the relevant data that were charted that relate to the review questions and objectives.	9, 13-15, 22-24
Synthesis of results	18	Summarize and/or present the charting results as they relate to the review questions and objectives.	10-12, 16-21, 25-30
<b>DISCUSSION</b>			
Summary of evidence	19	Summarize the main results (including an overview of concepts, themes, and types of evidence available), link to the review questions and objectives, and consider the relevance to key groups.	32-35
Limitations	20	Discuss the limitations of the scoping review process.	35-36
Conclusions	21	Provide a general interpretation of the results with respect to the review questions and objectives, as well as potential implications and/or next steps.	36
<b>FUNDING</b>			
Funding	22	Describe sources of funding for the included sources of evidence, as well as sources of funding for the scoping review. Describe the role of the funders of the scoping review.	3

1036  
1037

From: Tricco AC, Lillie E, Zarin W, O'Brien KK, Colquhoun H, Levac D, et al. PRISMA Extension for Scoping Reviews (PRISMA ScR): Checklist and Explanation. *Ann Intern Med.* 2018;169:467–473. doi: [10.7326/M18-0850](https://doi.org/10.7326/M18-0850).