

1 **Cardiovascular risk in aging adults with double deficits in social support: a gender-**
2 **sensitive, cross-sectional analysis of the CLSA cohort**

3
4 Annalijn I. Conklin^{a,b,c*}, Abdollah Safari^{a,d}, Gerry Veenstra,^e Nadia A. Khan^{b,f}

5 ^a Collaboration for Outcomes Research and Evaluation, Faculty of Pharmaceutical Sciences,
6 University of British Columbia, Vancouver, Canada

7 ^b Centre for Advancing Health Outcomes, Providence Health Care Research Institute, St.
8 Paul's Hospital, Vancouver, Canada

9 ^c Edwin S.H. Leong Centre for Healthy Aging, Faculty of Medicine, University of British
10 Columbia, Vancouver, Canada

11 ^d School of Mathematics, Statistics, and Computer Science, Faculty of Science, University of
12 Tehran, Iran

13 ^e Department of Sociology, University of British Columbia, Vancouver, Canada

14 ^f Department of Medicine, University of British Columbia, Vancouver, Canada

15

16 **Short Title: Gender, dual social support and CVD risk in Canada**

17 **Sources of support/funding:** The Canadian Institutes of Health Research Catalyst Grant;
18 Faculty of Pharmaceutical Sciences start-up funds for hardware and software.

19

20 **Conflicts of interest:** none declared

21

22 ***Corresponding author:** Dr. Annalijn Conklin, 2405 Wesbrook Mall, Vancouver, BC, V6T
23 1Z3, aconklin@mail.ubc.ca

24

25 **Word count (including references) = 3,909**

26 **Abstract**

27 **Background:** Synergistic effects of different forms of social support (informational, tangible,
28 emotional and belonging) on cardiovascular disease risk factors (CVRF) in aging women
29 versus men is unknown.

30 **Aim:** To quantify gender differences in the additive and multiplicative associations of four
31 different forms of social support (informational, tangible, emotional and belonging) with
32 cardiovascular disease risk factors (CVRF) in aging adults.

33 **Methods:** Baseline data from 28,779 adults (45-85 years) in the Canadian Longitudinal
34 Study on Aging Comprehensive cohort (2012-15) with four self-reported social support
35 measures and measured body mass index, waist circumference and blood pressure. We used
36 stratified multivariable principal component regression (PCR) and then post-estimated
37 calculation of adjusted means and 95% CIs.

38 **Results:** Among women, reporting low availability of two types of social support was
39 consistently associated with the highest adjusted mean levels of WC and BMI. However, lack
40 of two types of support was less clearly or consistently associated with anthropometric
41 measures among men. The highest adjusted mean SBP levels among women were seen for
42 women with low availability of informational support. Among men, low-low combinations
43 of two social supports did not consistently correspond to the highest adjusted mean SBP
44 levels. Results for DBP were null and showed no gender differences. Sensitivity analyses
45 revealed two significant interaction effects of tangible and belonging supports for SBP and
46 WC among women.

47 **Conclusion:** Findings showed women with two deficits in social supports had the worse
48 CVRF profiles than one social support deficit. Women's worse CVRF profiles were seen for
49 deficit combinations that included low informational support. We did not, however, find
50 antagonistic/synergistic effects of social support on CVRFs. Heart health care and prevention
51 for aging women would benefit from ensuring informational support with other supports is
52 available.

53
54 **Keywords:** social support, cardiovascular risk, aging, women, CLSA cohort.

55 **Introduction (max 5,000 incl. refs)**

56 Elevated blood pressure (BP) is a vital sign of health and a major cardiovascular risk factor
57 (CVRF) that is more prevalent among women than men in later life.¹ Blood pressure rises
58 more with age among women than among men which may be due to sex/gender and age
59 differences in the changing balance of vasodilating and vasoconstricting adrenergic receptor
60 tone.² Both hypertension and obesity prevalence contribute to the global burden of disease
61 and are strong physiological determinants that contribute to unhealthy ageing.³ The annual
62 costs of hypertension alone were expected to be \$20.5 billion in 2020 in Canada.⁴ The burden
63 of obesity has more than doubled in Canada since the 1970s, with faster rates observed
64 among women in extreme classes of obesity.⁵ Preventing and treating CVRFs is a public
65 health and policy priority in Canada and elsewhere.⁶

66 Social isolation during the early restrictive stages of the COVID-19 pandemic was
67 shown to increase BP among emergency admissions in Argentina.⁷ Social support is known
68 to have beneficial or adverse effects on cardiac and metabolic health⁸ and is directly
69 associated with psychological wellbeing.^{9,10} Higher perceived social support has increased
70 quality of life in cardiovascular patients in South Asia, especially in those with high self-
71 efficacy.¹¹ Although high social support buffers against life stress (stress buffering theory),
72 research also shows that high social support can combine with high social undermining (i.e.
73 efforts by group members to intentionally hinder another member's success) to negatively
74 impact health.¹² Furthermore, there may be gender differences in the health buffering role
75 of supportive networks;¹³ for example, synergistic interactions of social support and job
76 control on depression and insomnia appear stronger among employed women than among
77 men.¹⁴ Recent research indicates that greater informational and emotional support are

78 separately linked to lower blood pressure, more strongly so for women than for men;¹⁵ and,
79 similarly, different social supports are associated with obesity in gender-specific kinds of
80 ways.¹⁶

81 As a multidimensional construct, social support has traditionally been measured
82 using a summary index (e.g. MOS score),¹⁷ and so the interplay of different social supports is
83 seldom considered. Whether the absence of one type of social support can be mitigated by
84 the presence of another type of support or whether double deficits in supports have
85 synergistic effects for women or men is unknown. This prospective study therefore aimed to
86 investigate effects of multiple social supports and their interactions in relation to major
87 CVRFs in an aging population using a gender-based analysis. We hypothesized that dyadic
88 interactions between the four types of social support (informational, tangible, emotional and
89 belonging) would be synergistically associated with the CVRFs wherein low levels of two
90 forms of support correspond to inordinately worse measures of CVRFs. We also
91 hypothesized that these synergistic effects would be more pronounced among women than
92 among men.

93 **Methods**

94 **Study design and population**

95 We used baseline data (2011-15) of the population-based Canadian Longitudinal Study on
96 Aging (CLSA) Comprehensive cohort that provided information on physical, social and
97 psychological factors as well as objective measures of CVRFs from approximately 30,000
98 respondents aged 45-85 years living in the community.¹⁸ Excluded from CLSA
99 Comprehensive cohort were people not speaking English or French; having cognitive
100 impairment; with temporary visa or transitional health coverage; living in the three

101 territories, some remote regions, on federal First Nations reserves and other First Nations
102 settlements in the provinces, Canadian Armed Forces full-time members, and living in
103 institutions; and participants not completing both the in-home interview and data collection
104 site visit at baseline.¹⁹ Our available sample included participants with complete data on
105 perceived availability of social support, covariables, anthropometry and blood pressure
106 (n=28,779). All participants gave written informed consent and the study was approved by
107 the [*blinded for review*] Behavioural Research Ethics Board (H19-00971). CLSA data were
108 fully anonymized for research purposes and were accessed on 31-07-2019.

109 **CVD risk factors (CVRFs)**

110 We used two anthropometric measures (body mass index (kg/m²) and waist circumference
111 (cm)) and two cardiovascular measures (systolic blood pressure (SBP) and diastolic blood
112 pressure (DBP)) as important indicators of cardiovascular disease (CVD) risk, and
113 established physiological determinants of ageing.²⁰ We used clinically measured height (m)
114 and weight (Kg) to calculate body mass index (BMI, Kg/m²). We used the last five of six
115 measurements to calculate a mean value for SBP and DBP for each participant; clinical
116 measures were taken with the BpTRU™ BPM200 Blood Pressure Monitor.¹⁹ We also used
117 clinically relevant secondary outcomes of general obesity (BMI ≥ 30 kg/m²), central obesity
118 (WC ≥ 88 cm for women and WC ≥ 102 cm for men) and hypertension (≥ 140/90 mmHg (≥
119 130/80 for those with diabetes), self-reported diagnosis or use of hypertension medication).

120 **Four types of social support**

121 Participants self-reported the perceived availability of emotional, information, tangible, and
122 belonging support based on questions taken from the Medical Outcomes Study (MOS) Social
123 Support Survey,¹⁷ that provide five response options (none, a little, some, most and all of the

124 time).¹⁹ Questions assessing *emotional* social support asked about having someone: to listen
125 when needing to talk, to confide in about oneself or problems, to share their most private
126 worries and fears with, to love and make them feel wanted and who shows love and affection,
127 and who hugs them. Questions on *informational* support included having someone to give
128 advice about a crisis, to give information in order to help, to turn to for suggestions about
129 how to deal with a personal problem, and someone whose advice is really wanted. Questions
130 about *tangible* social support concerned availability of help if confined to a bed, someone to
131 take to the doctor, to prepare meals if unable to do so alone, or to help with daily chores if
132 sick. And questions regarding *belonging* support reflected having someone to have a good
133 time with, to relax with, to do things to help get one's mind off things, to do something
134 enjoyable with, and who understands one's problems.

135 **Covariables**

136 We included a parsimonious set of covariables: self-reported age and age squared, smoking
137 status (ever/never), province and education (less than secondary school; secondary school;
138 some post-secondary education including degree/diploma; university degree). Our selection
139 of covariables was informed by existing literature on factors known to correlate with our
140 exposure (social ties) and our outcome^{21,22} and were not mediators on the causal pathway
141 (e.g. health behaviours). Nevertheless, results were checked for robustness to other factors
142 that might be potential confounders: chronic conditions (hyper- and hypothyroidism;
143 rheumatoid arthritis; asthma; CVD; cancer, osteoporosis; diabetes; Parkinson's; and stroke;
144 or relevant medications); marital status; lifestyle factors (e.g., weekly alcohol intake; daily
145 servings of fruits and vegetables; sleep duration and quality; amount of daily physical
146 activity); psychological factors (Center for Epidemiological Studies Depression scale (CESD),

147 life satisfaction and depression medication), blood pressure (systolic and diastolic, Hg mm)
148 or BMI (depending on the outcome modelled). Sex-specific risk factors related to women's
149 reproductive status (i.e., number of biological children (numeric), menopause status (Y/N)
150 and hormone replacement therapy use (ever/never)) were also tested in sensitivity
151 analyses.

152 **Statistical analysis**

153 Descriptive statistics (mean (SD) or proportions) were used to summarize socio-
154 demographic characteristics and crude levels of cardio-metabolic outcomes in relation to the
155 four functional social ties. As the CLSA Comprehensive cohort survey weights represented
156 only Canadian population residing within 25 km of CLSA's Data Collection Site they were not
157 used here. Different statistical tests were used to measure the strength of relationships
158 between the functional tie variables.

159 A sequence of multivariate linear and logistic regression models was used to capture
160 additive and multiplicative associations of the different functional ties with adiposity and
161 cardiovascular outcomes by gender. Stratified multivariable regression models were used to
162 report estimates separately for (cisgender) women and men. The models for each outcome
163 simultaneously accounted for known confounders (see covariables), functional ties, and
164 two-way interactions between multiple functional ties. Due to the high multicollinearity
165 between the functional ties and also their interactions (variance inflation factors > 5), we
166 used principal component regression (PCR) models to analyze their interactive
167 associations.²³ Three main steps are involved in fitting a PCR model: 1) Compute principal
168 components (PCs) on correlated covariates (functional ties and their interactions); 2) Run a
169 regression model on PCs and other independent cofounders; and 3) Back transform the

170 coefficients' estimate of the PCs in the regression model to the coefficient of original
171 correlated predictors by using the PCs' scores. A subset of PCs will be used in the regression
172 model in Step 2 in order to avoid multicollinearity issues between the correlated covariates.
173 We employed R-squared and root mean squared error of prediction (RMSEP) criteria to
174 decide how many PCs should be dropped from the regression model in Step 2.²⁴ In most
175 cases, only the last one or two PCs were removed from the regression models.

176 Adjusted mean levels and 95% confidence intervals (CI95) of continuous outcomes
177 (WC, BMI, SBP and DBP) were calculated based on post-estimation analysis for women and
178 men and displayed visually for ease of interpretation. Adjusted means of different
179 combinations of levels of each functional tie pair were also compared using Tukey adjusted
180 p-values for multiple testing. Sensitivity analyses were used to test the robustness of the
181 interactive associations to additional confounding. Analyses were carried out in R (a
182 language and environment for statistical computing. R Foundation for Statistical Computing,
183 Vienna, Austria, 2020).

184 **Results**

185 The mean age of participants was 63 (SD 10) years with 50.8% women (Table 1). Educational
186 differences were seen between those with high versus low social support of each type. A
187 higher proportion of Canadian adults with low social support were generally obese, centrally
188 obese or had hypertension. Aging adults with low social support had higher mean BMI and
189 mean SBP than adults with high social support.

190 **Additive and interactive associations of dual social supports with anthropometry, by** 191 **gender**

192 Figure 1 shows that low availability of two types of support was associated with the highest
193 levels of BMI among women. Women with low informational support and low tangible

194 support showed the greatest difference in adjusted mean BMI (27.95 kg/m² [27.93, 27.97])
195 compared to women with high informational support and high tangible support (27.34
196 kg/m² [27.30, 27.38]) (data in Supplementary Table S1). All low-low combinations of
197 support were linked to the highest adjusted mean BMI levels among women (range: 27.92 to
198 27.95 kg/m²). There was a linear trend observed for the combination of informational
199 support with each of the three other types of support, suggesting that the absence of either
200 informational support or another support had similar adverse effects on BMI among women.
201 The pattern of an additive effect of lack of two supports on BMI was less clear among men.
202 Specific combinations of high belonging support or high emotional support with low
203 availability of a second type of support were associated with the highest adjusted mean BMI
204 levels in the range of 28.45 to 28.64 kg/m²; that is, most low-low, or even high-high,
205 combinations of social supports were not associated with, respectively, the highest or lowest
206 adjusted mean BMI levels among men (Figure 1 and Supplementary Table S1).

207 Similar gender-specific, but much weaker, associations between two social supports
208 were seen for adjusted mean levels of WC among women and men (Figure 2 and
209 Supplementary Table S1). Again, all low-low combinations were associated with the highest
210 adjusted mean WC levels among women (range: 88.62 to 88.71 cm), whereas all high-high
211 combinations of social supports were associated with the lowest adjusted mean WC levels
212 among women (range: 86.96 to 87.06 cm). The greatest difference in adjusted mean WC was
213 seen among women with low informational support and low emotional support (88.69 cm
214 [88.62, 88.76]) compared to women with high informational and high emotional supports
215 (86.88 cm [86.75, 87.01]). Similar to BMI, a lack of either informational support or another
216 support had similarly adverse effects on WC among women. By contrast, men showed a

217 mostly flat pattern of association between different low-high combinations of two social
218 supports and mean WC with average WC levels for all high-high combinations ranging from
219 99.73 cm to 99.99 cm and all low-low combinations ranging from 100.02 cm to 100.32 cm.
220 Among men, the largest difference in anthropometric measures was seen for the
221 combination of informational and tangible support.

222 No interactive association of dual support with the odds of obesity was observed in
223 either gender. Notably, men with low informational support had 21% higher odds of general
224 obesity (OR 1.21 [1.06, 1.38]) and 16% higher odds of central obesity (1.16 [1.01, 1.34])
225 (Supplementary Table S2).

226 Sensitivity analyses of the final models included additional potential confounders,
227 and results shows no appreciable changes from the main results for BMI and WC, with one
228 exception (Supplementary Tables S5 to S8). The addition of health behaviours to our final
229 models revealed a statistically significant interaction effect of belonging support and
230 tangible support for WC among women as well as for general obesity (data not shown).

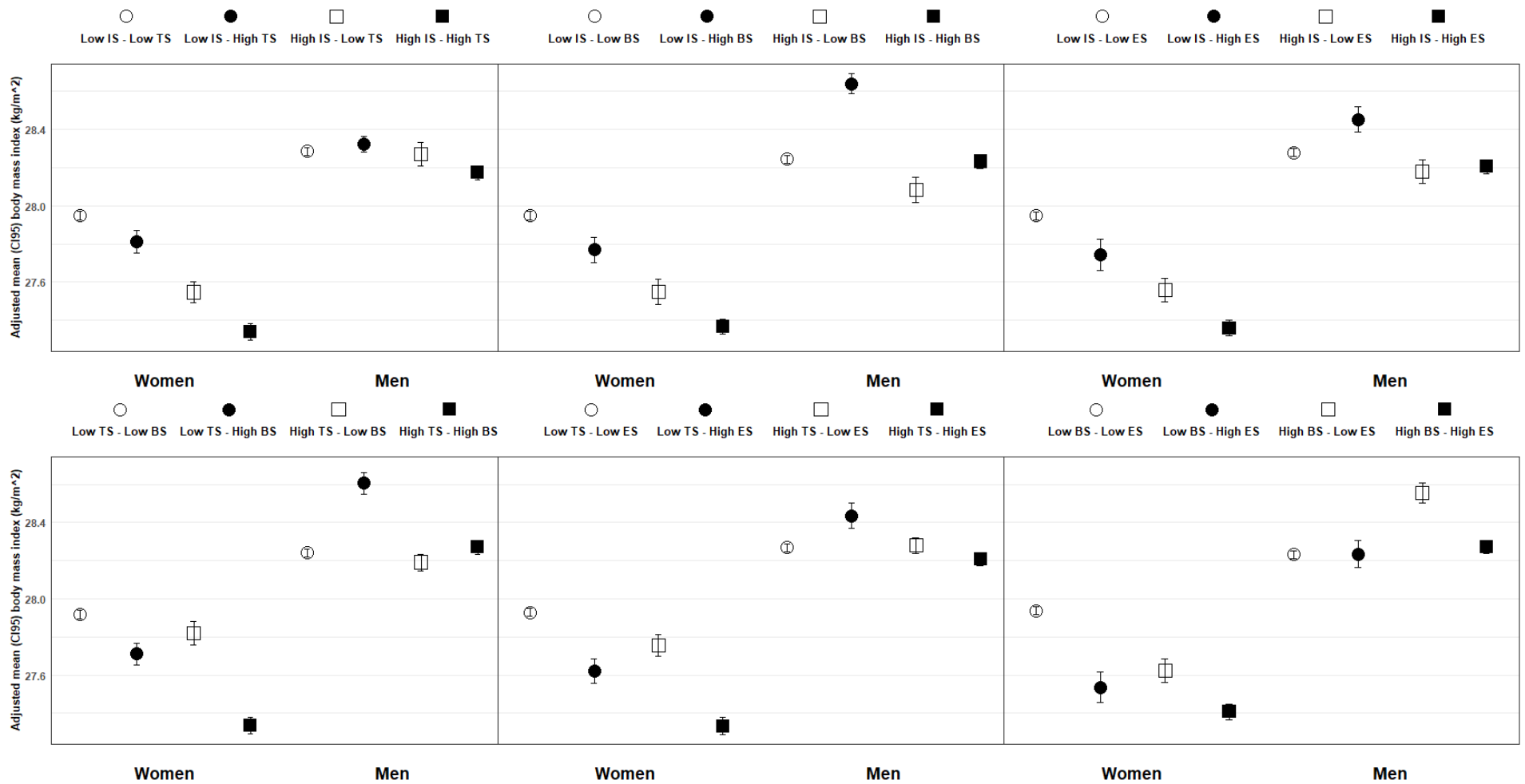
231 **Table 1. Descriptive characteristics across four types of social support in the CLSA cohort at baseline (2012-15).**

	N	Women	Mean (SD) age	Highest education	Non- smoker	Mean (SD) WC	Central obesity	Mean (SD) BMI	General obesity	Mean (SD) SBP	Mean (SD) DBP	Hyper- tension
Total	28,779	14627 (51%)	62.73 (10.18)	13123 (46%)	9107 (32%)	94.12 (14.59)	12630 (44%)	28.03 (5.37)	8404 (29%)	120.98 (16.63)	73.87 (9.98)	14171 (49%)
Informational support												
High (20)	7650	4024 (53%)	61.58 (9.87)	4014 (52%)	2681 (35%)	93.13 (14.38)	3143 (41%)	27.78 (5.20)	2084 (27%)	120.20 (16.31)	73.99 (9.68)	3454 (45%)
Low (4-19)	21,129	10603 (50%)	63.15 (10.26)	9109 (43%)	6426 (30%)	94.48 (14.65)	9487 (45%)	28.12 (5.42)	6320 (30%)	121.26 (16.74)	73.83 (10.09)	10717 (51%)
Tangible support												
High (20)	8685	3827 (44%)	62.47 (9.81)	4517 (52%)	2884 (33%)	94.52 (14.29)	3636 (42%)	27.92 (5.11)	2391 (28%)	120.68 (16.18)	73.97 (9.71)	4190 (48%)
Low (4-19)	20,094	10800 (54%)	62.85 (10.34)	8606 (43%)	6223 (31%)	93.95 (14.72)	8994 (45%)	28.07 (5.47)	6013 (30%)	121.11 (16.82)	73.83 (10.10)	9981 (50%)
Emotional support												
High (35)	7125	3552 (50%)	61.57 (9.88)	3628 (51%)	2442 (34%)	93.61 (14.45)	2943 (41%)	27.85 (5.18)	1980 (28%)	120.25 (16.23)	74.02 (9.74)	3238 (45%)
Low (7-34)	21,654	11075 (51%)	63.12 (10.25)	9495 (44%)	6665 (31%)	94.29 (14.63)	9687 (45%)	28.08 (5.42)	6424 (30%)	121.22 (16.75)	73.83 (10.06)	10933 (50%)
Belonging support												
High (20)	8026	3913 (49%)	61.92 (9.82)	4003 (50%)	2643 (33%)	93.90 (14.38)	3365 (42%)	27.93 (5.16)	2255 (28%)	120.65 (16.21)	74.06 (9.68)	3744 (47%)
Low (4-19)	20,753	10714 (52%)	63.05 (10.30)	9120 (44%)	6464 (31%)	94.20 (14.67)	9265 (45%)	28.06 (5.44)	6149 (30%)	121.11 (16.79)	73.80 (10.09)	10427 (50%)

232 DBP, diastolic blood pressure; SBP, systolic blood pressure. Hypertension was determined based on SBP \geq 140 mm Hg and/or DBP \geq
 233 90 mm Hg (except patients with diabetes, \geq 130/80), self-reported diagnosis of hypertension, or use of medication for hypertension.

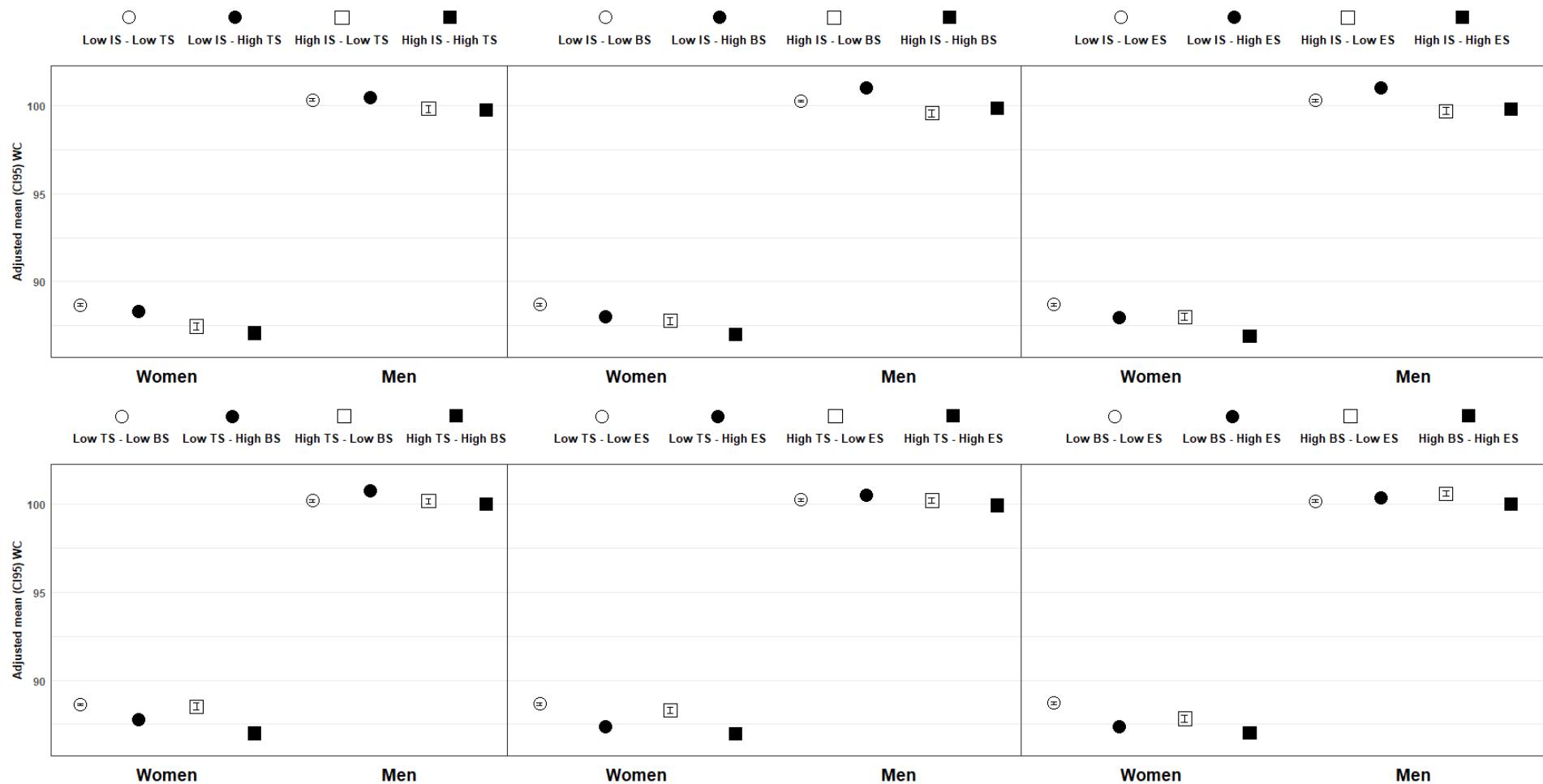
234 Highest education level: minimum having a Bachelor's degree from a university, or higher.

235



236
237 IS, informational support; TS, tangible support; BS, belonging support; ES, emotional support

238 **Figure 1. Adjusted mean BMI for the interactive associations of four types of perceived social support in women and men**



239
240 IS, informational support; TS, tangible support; BS, belonging support; ES, emotional support

241 **Figure 2. Adjusted mean WC for the interactive associations of four types of perceived social support in women and men**

242 **Additive and interactive associations of dual social supports with blood pressure, by**
243 **gender**

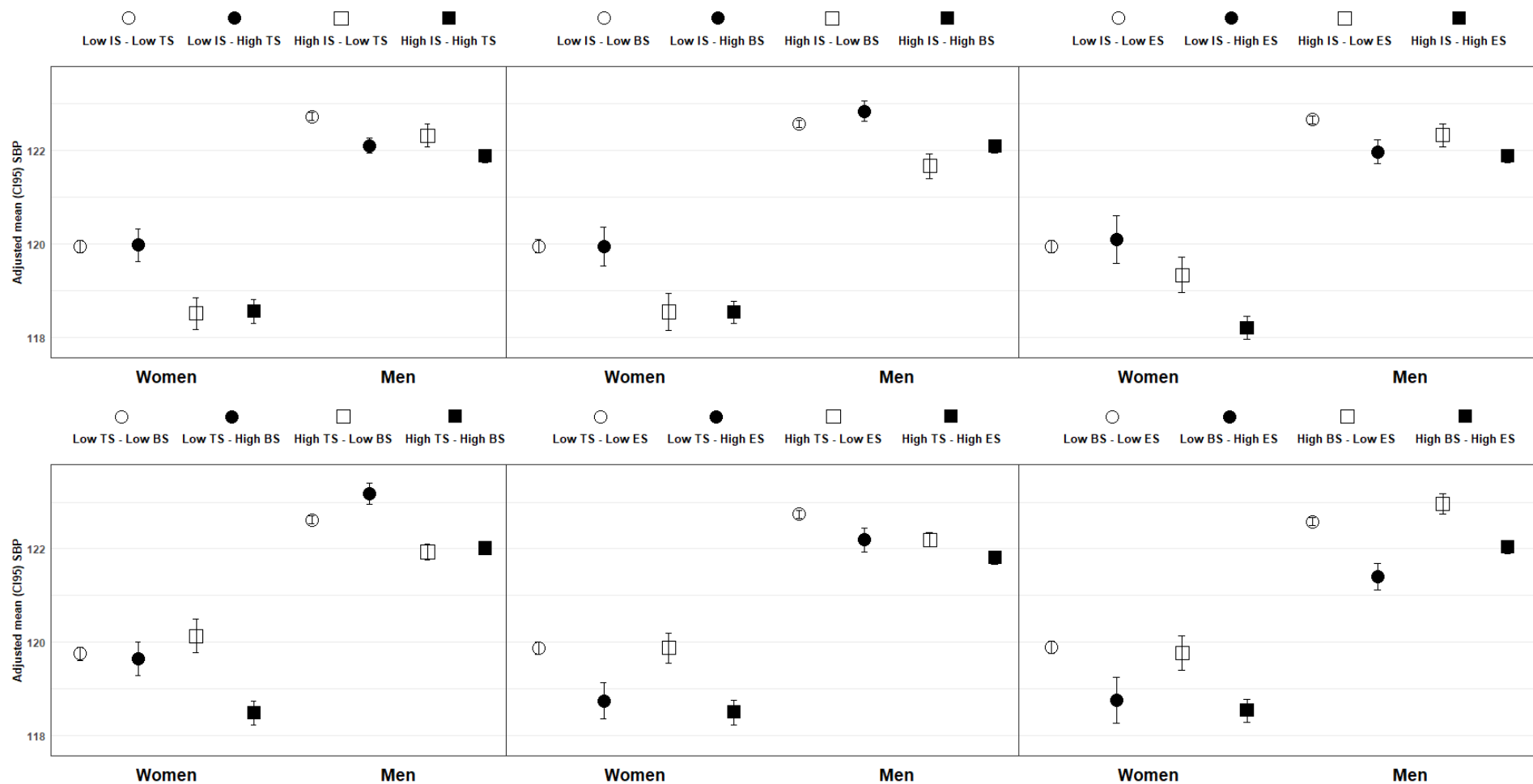
244 Figure 3 shows different patterns of association between different combinations of social
245 support and adjusted mean SBP between women and men. Among women, low availability
246 of informational support, with or without deficits in a second support type, was associated
247 with the highest adjusted mean SBP levels (range: 119.94 to 119.95 mmHg) (Supplementary
248 Table S3). Only the combination of informational support and emotional support appeared
249 to be linearly associated with adjusted mean SBP among women: that is, women with high
250 informational and emotional support had the lowest adjusted mean SBP level (118.2 mmHg
251 [117.96, 118.44]) than all the other high-high combinations of social support (range: 118.48
252 to 118.56 mmHg). Notably, higher levels of SBP were also seen among women with mixed
253 availability of social supports, such as high belonging support combined with low emotional
254 support (119.77 [119.41, 120.13]), high tangible support with low emotional support
255 (119.88 [119.56, 120.19]), and high tangible support with low belonging support (120.13
256 [119.79, 120.48]). Among men, low-low combinations of two social supports were not
257 consistently associated with the highest adjusted mean SBP levels, and only the combination
258 of tangible and emotional support appeared to have a graded association with SBP. The
259 highest mean SBP among men was observed for the combination of high belonging support
260 and low tangible support (123.18 mmHg [122.95, 123.4]), while the lowest mean SBP among
261 men was seen for the combination of low belonging support and high emotional support
262 (121.40 mmHg [121.13, 121.67]).

263 Adjusted mean DBP levels appeared more similar between women and men for four
264 of the six different combinations of social supports (Figure 4). Adjusted mean DBP levels
265 were lowest when high tangible support combined with low informational, belonging or

266 emotional support. The highest levels of DBP among women were observed for those
267 reporting high emotional support combined with low tangible support (72.25 mmHg [72.15,
268 72.34]), low informational support (72.23 mmHg [72.1, 72.36]) and low belonging support
269 (72.21 mmHg [72.09, 72.33]). Among men, the highest DBP levels were seen for those
270 reporting high informational support and low tangible support (76.72 mmHg [76.5, 76.94]).

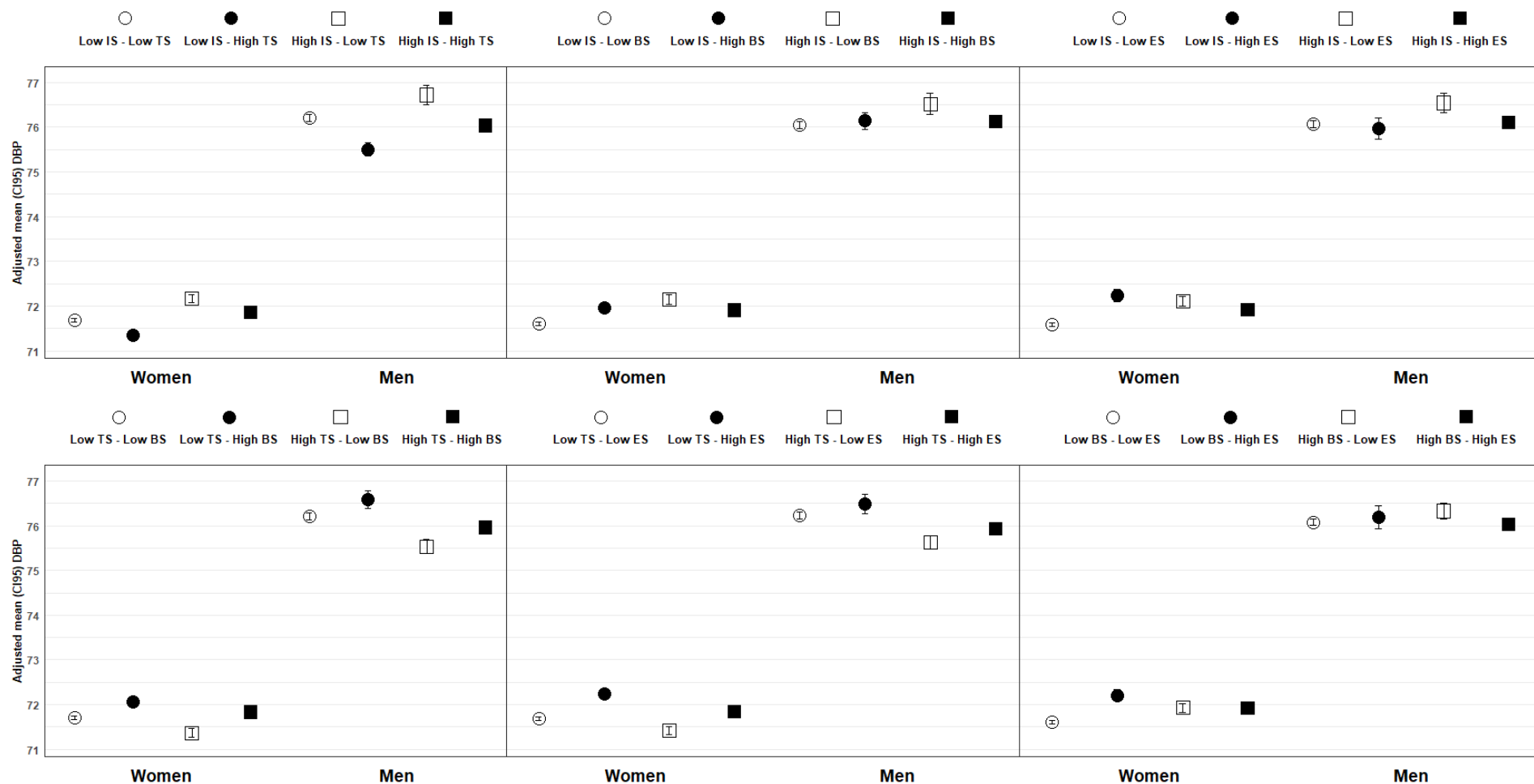
271 No interactive association of dual support with hypertension was observed, although
272 tangible and belonging neared significance ($p < 0.1$) among men (Supplementary Table S4).

273 Sensitivity analyses of the final models included additional potential confounders,
274 and results shows no appreciable changes from the main results reported above, with one
275 exception (Supplementary Tables S9 to S12). The addition of psychological factors to our
276 final models revealed a statistically significant interaction effect between belonging support
277 and tangible support for SBP among women.



278
279 IS, informational support; TS, tangible support; BS, belonging support; ES, emotional support

280 **Figure 3. Adjusted mean SBP for the interactive associations of four types of perceived social support in women and men**



281
 282 IS, informational support; TS, tangible support; BS, belonging support; ES, emotional support

283 **Figure 4. Adjusted mean DBP for the interactive associations of four types of perceived social support in women and men**

284 **Discussion**

285 This population-based, cross-sectional study of a large aging cohort in Canada revealed
286 independent additive associations between multiple social supports and CVRFs factors that
287 differed by gender. The novel contribution of this work is the demonstration that average
288 anthropometric and blood pressure measures were much higher for each measure of low
289 social support when individuals also lacked a second type of social support, with consistent
290 associations among women. Notably, our findings did not, however, support an
291 antagonistic/synergistic effect (multiplicative interaction), meaning one form of social
292 support did not mitigate (or exacerbate) the negative effect of another on CVRFs as some
293 have suggested might be the case. Rather, our results point to deficits in different social
294 supports that had additive adverse CVRF outcomes among women. Specifically, we found
295 that all low-low combinations of social supports were associated with adjusted mean WC
296 levels more than 88 cm that are considered 'very high risk' for heart disease among women.
297 In addition, low availability of informational support, with or without deficits in a second
298 support type, was associated with the highest adjusted mean SBP levels among women.
299 Overall, these results indicate that women and men differed quite dramatically in the specific
300 configurations of social support deficits that were most strongly associated with major
301 CVRFs.

302 **Findings in the context of previous research**

303 Both perceived and received social support (functional social relationships) are known to
304 influence CVRFs in older adults,^{9,25,26} and thus social support is viewed as a critical part of
305 comprehensive efforts to mitigate the future burden of CVDs.²⁵ Notably, previous research
306 has called for the examination of social support as a multidimensional concept relevant to

307 CVD risk prevention.⁹ Emotional support in particular has been identified as one important
308 dimension of social support for physiological processes of the cardiovascular, endocrine and
309 immune systems;⁹ emotional/informational support has also been associated with incident
310 mild cognitive impairment or dementia in older women.²⁷ In addition, informational support
311 from neighbors and emotional support from close friends were found to have an interaction
312 with feelings of loneliness in relation to hypertension in a rural Chinese sample of middle-
313 and older-age adults.²⁸ Informational support, emotional support, belonging support and
314 tangible support were each associated with hypertension in our sample of Canadian older
315 adults, although associations were small and their directions were more consistent among
316 women.¹⁵ Similarly, all four types of social support were associated with adiposity but only
317 for older Canadian women and not for older men in the same cohort.¹⁶ Yet, the potential
318 interplay of different types of social support as a unique determinant of CVD risk in older
319 adults remains unexamined. This study is the first, to our knowledge, to assess inter-
320 relations of multiple social supports with respect to two major CVD risk factors in older
321 adults.

322 Limited research suggests that there is an interaction of social support with other
323 psychosocial (e.g. optimism, social strain, stress) and/or socioeconomic resources (e.g.
324 education, income) in relation to cardiovascular-related health outcomes. A study of a US
325 birth cohort showed that social support was a positive psychosocial resource that predicted
326 a healthy adult body mass index and buffered the effects of childhood socioeconomic
327 disadvantage.²⁹ Among adult partners, supportive marital relationships buffered the
328 negative association between income and ambulatory diastolic blood pressure.³⁰ The joint
329 effects of social support and education on blood pressure among African American adults

330 was also shown: greater received social support was positively associated with higher
331 systolic blood pressure among individuals with low education levels.³¹ In a small community
332 sample of older adults, emotional social support was a coping resource that both predicted
333 depressive symptoms and also moderated the impact of stress on depressive symptoms.¹⁰
334 Main effects, stress-buffering and joint effects were also observed for social support and
335 psychological wellbeing in Mexican-origin adults, with high social support buffering against
336 the negative association of life stress on psychological wellbeing.¹² However, while most
337 research indicates that social support and other social-level resources have a joint effect on
338 cardiovascular health, some findings show that the moderating role of social support in
339 hypertension may not buffer social stressors in all settings.²⁸ The synergy effects reported
340 for health outcomes do not mirror this study's findings of an additive effect that the average
341 anthropometric and blood pressure measures were much higher for each measure of low
342 social support when women also lacked a second type of social support. The only significant
343 interactive effects were observed in sensitivity analyses of WC and SBP among women, with
344 specific covariables added (health behaviours and psychological factors, respectively).

345 Our results indicated that women and men were differentially vulnerable to greater
346 CVD risk from distinct combinations of poor social supports. Overall, findings demonstrated
347 that women fared worse in their CVD risk profiles in the absence of both informational
348 support and a second type of social support. This finding was more notable for BMI and WC
349 than for BP. By contrast, among men, there was only one clear association between two
350 absent social supports and CVRFs. The direct effect of social support and its interactions with
351 other social factors on BP has been shown to differ for women than men. In a small
352 community study of about 200 adults aged 21 to 50 years, social support was examined in

353 relation to blunted nocturnal dipping as an independent predictor of cardiovascular
354 morbidity and mortality; results showed that normotensive adults with low levels of social
355 support had blunted dipping with greater benefits of social support seen among women than
356 among men.³² Another study of 2348 married/co-habiting adults aged 25 to 75 years
357 showed that supportive networks could buffer the insalubrious effects of strained
358 interactions on wellbeing and health outcomes, but the buffering role of friends and family
359 was observed more frequently for women than for men.¹³ Although the direct effects of social
360 support on cardiovascular-related outcomes appears stronger or more consistent among
361 women adults across the age spectrum, the effects of social support on cardiovascular-
362 related behaviours may be stronger for men. Recent research from Spain showed that
363 middle-and older-age men who lack social support have the lowest adherence to
364 cardiovascular screening (e.g. self-reported testing of blood pressure) and lifestyle
365 recommendations but older women have high adherence irrespective of social support.³³
366 Thus, it is clear that sex-and-gender-based differences exist in the relationship between
367 social support and CVD risk and this study indicates that the additive interplay of social
368 support with another social factor is more strongly associated with objectively measured
369 anthropometry and blood pressure in older women.

370 **Strengths and limitations**

371 Although this study is cross-sectional and thus prohibits any causal inference, it provides
372 information on which associations to examine prospectively. Self-reported measures of
373 perceived social support can be subject to recall or survey effect bias, however multiple
374 outcomes were clinically assessed. As an observational cohort study, results may be biased
375 due to unmeasured confounding from measures not included; in particular, this study did

376 not include lipids as a key CVRF as blood lipid data were not available for research in the
377 CLSA dataset. There is also likely to be residual confounding from imprecise measurement
378 of self-reported covariables such as health behaviours ('lifestyle factors') that could
379 introduce bias that would either attenuate or inflate observed associations;³⁴ these factors
380 could also be potential mechanisms underlying the association of social support and CVRFs.
381 Finally, our study's external validity is limited by the nature of the CLSA cohort that is
382 predominantly cisgender, heterosexual, White adults. Nevertheless, our focus on (cisgender)
383 women provided important disaggregated data that could reveal how the role of social
384 support for CVRFs may be gendered from the lens of power relations between women and
385 men.³⁵ Finally, our results can only be generalized to middle- and older-age adults living in
386 the community in similar high-income countries.

387 There are multiple notable strengths of this population-based study which include: a
388 large sample size, adjustment for multiple known confounders, sex-and-gender-based
389 analysis (SGBA), a focus on interaction effects, and several objectively measured
390 cardiovascular risk factors. This study explicitly focused on the joint associations of four
391 types of functional aspects of social relationships rather than using a summary index that
392 masks the relative contribution of each type of connection. A particular strength of our study
393 is in its consideration of the gender differences in this more complete picture of different
394 social supports and potential synergy that matter for cardiovascular health. Attention to
395 both gender and the multiple mutually reinforcing social supports thereby adds more
396 precision to the cardiovascular prevention literature that has implications for both research
397 and clinical practice.

398 **Conclusions**

399 This study demonstrated that the combination of two deficits in social support showed much
400 worse CVD risk profiles than a single deficit for women only. Only informational support
401 alone was associated with obesity among men. Overall, results contribute empirical
402 knowledge on the additive effect and lack of an antagonistic interactive effect between
403 multiple social supports for CVRFs. Care and prevention of CVD in older women would
404 benefit from addressing several specific types of social support, including informational
405 support.

406 **Acknowledgement**

407 This research was made possible using the data/biospecimens collected by the Canadian
408 Longitudinal Study on Aging (CLSA). Funding for the Canadian Longitudinal Study on Aging
409 (CLSA) is provided by the Government of Canada through the Canadian Institutes of Health
410 Research (CIHR) under grant reference: LSA 94473 and the Canada Foundation for
411 Innovation, as well as the following provinces, Newfoundland, Nova Scotia, Quebec, Ontario,
412 Manitoba, Alberta and British Columbia. This research has been conducted using the CLSA
413 Baseline Comprehensive Dataset version 4.0, under Application Number 19CA003. The CLSA
414 is led by Drs. Parminder Raina, Christina Wolfson and Susan Kirkland.

415 **Funding disclosure**

416 This secondary data analysis study was funded by the Canadian Institutes of Health Research
417 (grant #162987). The funders had no role in study design, data collection and analysis,
418 decision to publish, or preparation of the manuscript.

419 **Disclaimer**

420 The opinions expressed in this manuscript are the author's own and do not reflect the views
421 of the Canadian Longitudinal Study on Aging.

422 **Data availability statement**

423 Due to privacy and confidentiality requirements data can only be made available for
424 researchers who meet the criteria for access. See Canadian Longitudinal Study on Aging
425 (CLSA) <https://www.clsa-elcv.ca/data-access> for details.

426 References (max 40)

- 427 1. Vikulova DN, Grubisic M, Zhao Y, *et al.* Premature Atherosclerotic Cardiovascular
428 Disease: Trends in Incidence, Risk Factors, and Sex - Related Differences, 2000 to 2016.
429 *Journal of the American Heart Association* 2019;**8**:e012178. doi:
430 2. Joyner MJ, Wallin BG, Charkoudian N. Sex differences and blood pressure regulation
431 in humans. *Experimental Physiology* 2016;**101**:349-355. doi:
432 <https://doi.org/10.1113/EP085146>
- 433 3. Murray CJ, Aravkin AY, Zheng P, *et al.* Global burden of 87 risk factors in 204
434 countries and territories, 1990–2019: a systematic analysis for the Global Burden of
435 Disease Study 2019. *The Lancet* 2020;**396**:1223-1249. doi:
436 4. Weaver CG, Clement FM, Campbell NRC, *et al.* Healthcare Costs Attributable to
437 Hypertension: Canadian Population-Based Cohort Study. *Hypertension (Dallas, Tex.: 1979)*
438 2015;**66**:502-508. doi: 10.1161/HYPERTENSIONAHA.115.05702
- 439 5. Twells LK, Gregory DM, Reddigan J, Midodzi WK. Current and predicted prevalence
440 of obesity in Canada: a trend analysis. *CMAJ Open* 2014;**2**:E18-E26. doi:
441 10.9778/cmajo.20130016
- 442 6. Edwards O, Mawani A. Healthy Aging in Canada: A New Vision, A Vital Investment
443 From Evidence to Action. In. Ottawa: Public Health Agency of Canada; 2006.
- 444 7. European Society of Cardiology. Social isolation during COVID-19 pandemic linked
445 with high blood pressure. [https://www.escardio.org/The-ESC/Press-Office/Press-](https://www.escardio.org/The-ESC/Press-Office/Press-releases/social-isolation-during-covid-19-pandemic-linked-with-high-blood-pressure)
446 [releases/social-isolation-during-covid-19-pandemic-linked-with-high-blood-pressure](https://www.escardio.org/The-ESC/Press-Office/Press-releases/social-isolation-during-covid-19-pandemic-linked-with-high-blood-pressure) (26
447 October 2022)
- 448 8. Gerteis AKS, Schwerdtfeger AR. When rumination counts: Perceived social support
449 and heart rate variability in daily life. *Psychophysiology* 2016;**53**:1034-1043. doi:
450 9. Uchino BN, Cacioppo JT, Kiecolt-Glaser JK. The relationship between social support
451 and physiological processes: a review with emphasis on underlying mechanisms and
452 implications for health. *Psychological bulletin* 1996;**119**:488. doi:
453 10. Kraaij V, Garnefski N, Maes S. The joint effects of stress, coping, and coping
454 resources on depressive symptoms in the elderly. *Anxiety, Stress & Coping* 2002;**15**:163-
455 177. doi:
456 11. Fatima S, Jibeen T. Interplay of self-efficacy and social support in predicting quality
457 of life in cardiovascular patients in Pakistan. *Community Mental Health Journal*
458 2019;**55**:855-864. doi:
459 12. Rodriguez N, Flores RT, London EF, *et al.* A test of the main-effects, stress-buffering,
460 stress-exacerbation, and joint-effects models among Mexican-origin adults. *Journal of*
461 *Latinx Psychology* 2019;**7**:212. doi:
462 13. Walen HR, Lachman ME. Social support and strain from partner, family, and friends:
463 Costs and benefits for men and women in adulthood. *Journal of social and personal*
464 *relationships* 2000;**17**:5-30. doi:
465 14. Saijo Y, Chiba S, Yoshioka E, *et al.* Synergistic interaction between job control and
466 social support at work on depression, burnout, and insomnia among Japanese civil
467 servants. *International archives of occupational and environmental health* 2015;**88**:143-152.
468 doi:

- 469 15. Hosseini Z, Safari A, Khan NA, Veenstra G, Conklin AI. Gender Differences in the Role
470 of Social Support for Hypertension Prevention in Canada: A Population-Based Cross-
471 Sectional Study of the Canadian Longitudinal Study on Aging Cohort. *CJC open* 2021. doi:
472 16. Hosseini Z, Safari A, Khan NA, Veenstra G, Conklin AI. Adiposity and the role of
473 diverse social supports: an observational, gender-sensitive study using the baseline
474 Canadian Longitudinal Study on Aging. *Public Health Nutrition* 2021;**24**:6103-6112. doi:
475 17. Sherbourne CD, Stewart AL. Medical Outcomes Study (MOS) Social Support Survey
476 1991. 1996. doi:
477 18. Raina P, Wolfson C, Kirkland S, *et al.* Cohort profile: the Canadian longitudinal study
478 on aging (CLSA). *International journal of epidemiology* 2019;**48**:1752-1753j. doi:
479 19. Raina P, Wolfson C, Kirkland S. Protocol: Canadian Longitudinal Study on Aging
480 (CLSA). In. McMaster University: CLSA; 2008.
481 20. Cohen S. Social relationships and health. *American psychologist* 2004;**59**:676. doi:
482 21. Holt-Lunstad J, Smith TB, Baker M, Harris T, Stephenson D. Loneliness and social
483 isolation as risk factors for mortality: a meta-analytic review. *Perspectives on psychological*
484 *science* 2015;**10**:227-237. doi:
485 22. Conklin AI, Ponce NA, Frank J, Nandi A, Heymann J. Minimum wage and overweight
486 and obesity in adult women: a multilevel analysis of low and middle income countries. *PloS*
487 *one* 2016;**11**:e0150736. doi:
488 23. Johnson SR, Reimer SC, Rothrock TP. Principal components and the problem of
489 multicollinearity. *Metroeconomica* 1973;**25**:306-317. doi:
490 24. Dunteman GH. Principal components analysis: Sage; 1989.
491 25. Datta BK, Coughlin SS, Gummadi A, Mehrabian D, Ansa BE. Perceived social support
492 and cardiovascular risk among nonelderly adults in the United States. *The American Journal*
493 *of Cardiology* 2023;**209**:146-153. doi:
494 26. Delolmo-Romero S, Correa-Rodríguez M, Sánchez-Martínez M-C, *et al.* Social Health
495 and Its Influence on Metabolic Health Among a Rural Population: A Cross-Sectional Study.
496 *Clinical nursing research* 2023:10547738231184935. doi:
497 27. Posis AIB, Yarish NM, McEvoy LK, *et al.* Association of social support with mild
498 cognitive impairment and dementia among older women: the Women's Health Initiative
499 Memory Study. *Journal of Alzheimer's Disease* 2023:1-13. doi:
500 28. Yazawa A, Inoue Y, Yamamoto T, *et al.* Can social support buffer the association
501 between loneliness and hypertension? a cross-sectional study in rural China. *Plos one*
502 2022;**17**:e0264086. doi:
503 29. Non AL, Román JC, Clausing ES, *et al.* Optimism and social support predict healthier
504 adult behaviors despite socially disadvantaged childhoods. *International Journal of*
505 *Behavioral Medicine* 2020;**27**:200-212. doi:
506 30. Cundiff JM, Birmingham WC, Uchino BN, Smith TW. Marital quality buffers the
507 association between socioeconomic status and ambulatory blood pressure. *Annals of*
508 *Behavioral Medicine* 2016;**50**:330-335. doi:
509 31. Byrd DR, Jiang Y, Zilioli S, *et al.* The interactive effects of education and social
510 support on blood pressure in African Americans. *The Journals of Gerontology: Series A*
511 2022;**77**:e98-e106. doi:
512 32. Birmingham WC, Jorgensen A, Hancock S, Wadsworth LL, Hung M. Social Support:
513 The Effect on Nocturnal Blood Pressure Dipping. *International Journal of Environmental*
514 *Research and Public Health* 2023;**20**:4579. doi:

- 515 33. Blakoe M, Petrova D, Garcia-Retamero R, *et al.* Sex Moderates the Relationship
516 Between Social Support and Cardiovascular Prevention Behaviors in Middle-aged and
517 Older Adults. *Annals of Behavioral Medicine* 2023;kaad030. doi:
518 34. Liu K. Measurement error and its impact on partial correlation and multiple linear
519 regression analyses. *American Journal of Epidemiology* 1988;**127**:864-874. doi:
520 35. Krieger N. Genders, sexes, and health: what are the connections—and why does it
521 matter? *International journal of epidemiology* 2003;**32**:652-657. doi:
522