

# ***Viral suppression among patients in HIV/AIDS care at healthcare facilities in Ethiopia: Same-day antiretroviral initiation***

Kidanu Hurisa Chachu<sup>1\*</sup>, Kefiloe Adolphina Maboe<sup>1</sup>

1. Department of Health Studies, College of Human Sciences, University of South Africa

\*Corresponding author

E-mail: [67120369@mylife.unisa.ac.za](mailto:67120369@mylife.unisa.ac.za) (KH)

## Abstract

To achieve the 2030 goal of eradicating the HIV epidemic, the Joint United Nations Programme on HIV/AIDS has set 95-95-95 targets: 95% of HIV-infected individuals should know their status, 95% should initiate antiretroviral therapy (ART), and 95% should achieve virologic suppression. In Ethiopia, progress has been made, but challenges remain. This study evaluates same-day ART initiation and its effect viral suppression for patients in HIV/AIDS care in Ethiopia. A cross-sectional study design was used to analyze 332 clinical records of patients who initiated same-day ART between October 1, 2017, and October 30, 2019. A probability simple random sampling technique was used in the selection of the clinical records of patients started on ART. Data were analyzed using Statistical Package for Social Science (SPSS) version 28.0, employing both descriptive and inferential statistical analyses. The results showed that viral suppression rates at 6, 12, and 24 months were 93%, 95%, and 86%, respectively, indicating progress towards the global target of 95% by 2030. This supports the effectiveness of same-day ART initiation in achieving viral suppression. Chi-square test results indicated no significant relationship between gender and suppression status ( $p=1.00$ ), age and suppression status ( $p=0.876$ ), or WHO stage and suppression status ( $p=0.404$ ). However, significant associations were found between resident type and suppression status ( $p<0.05$ ), as well as retention in care and suppression status ( $p<0.05$ ). No significant association was observed between HIV disclosure status and suppression status ( $p=0.072$ ). The results suggest an urgent need for follow-up and monitoring of viral suppression as months on ART increase. Additionally, enhancing viral load testing coverage at 6, 12, and 24 months is crucial to ensure sustained viral suppression.

**Keywords:** Clinical records, HIV, lost to follow-up, viral suppression, same-day ART initiation.

## Introduction

The first evidence of the human immunodeficiency virus (HIV) epidemic in Ethiopia was detected in 1984 [1]. Since then, millions of Ethiopians have fallen prey to HIV/AIDS, which has also left behind hundreds of thousands of orphans. The government of Ethiopia took several steps towards preventing further disease spread and increasing accessibility to HIV prevention, care, treatment, and support for people living with HIV. The Federal Ministry of Health Ethiopia [1] reported that approximately 414,854 adults and 21,146 children below the age of 15 years took antiretroviral (ARV) drugs in Ethiopia in 2017. According to the country factsheets of the UNAIDS, the number of people receiving ART in Ethiopia was 500,000 in 2022 [2].

The consolidated guidelines of the World Health Organization (WHO) recommended the use of antiretroviral drugs for treating and preventing HIV infection and the rapid antiretroviral therapy (ART) initiation recommendation [3]. These recommendations support initiatives and measures such as early ART initiation, including same-day ART initiation regardless of WHO staging. It is against this context that Ethiopia developed consolidated national guidelines for protracted HIV prevention, care and treatment and started to implement same-day ART initiation in October 2017 [1]. According to the Federal Ministry of Health Ethiopia [1], it is critical for people living with HIV to initiate ART as early as possible, including same-day ART initiation. This will reduce the time between the diagnosis of HIV and ART initiation, thereby significantly reducing mortality and morbidity linked to HIV, as well as forward transmission of HIV, including mother-to-child transmission [1].

The HIV epidemic in Ethiopia is heterogeneous by gender, geographic area, and population group. Furthermore, HIV prevalence is seven times higher in urban areas, at 2.9% as opposed to 0.4% among both men and women in rural areas. In addition, HIV prevalence among women in urban areas is 3.6%, as opposed to 0.6% among rural women. Seven out of the nine regional states and two city administrations have HIV prevalence rates above 1%. Identification of HIV prevalence by region shows that it is highest in Gambella (4.8%), followed by Addis Ababa (3.4%), Dire Dawa (2.5%), and

Harari (2.4%) [4]. The outcomes of some recent randomized trials have shown that rapid ART initiation, including same-day initiation, could improve program outcomes, especially by lessening loss to care in the pre-ART period [5]. However, evidence from program settings suggests that rapid ART initiation may result in optimized loss to follow-up after ART initiation due to insufficient time to accept and disclose HIV status and prepare for lifelong treatment [6].

Ethiopia is one of the Sub-Saharan African countries that has committed to reaching 90% of HIV-positive people, initiating ART for 90% of those reached, virally suppressing 90% of those on ART by 2020, and ending the HIV epidemic by 2030. To achieve the three 90's by 2020 and end the HIV epidemic by 2030, Ethiopia is implementing same-day ART initiation and differentiated service delivery (DSD) [1].

In Ethiopia, 79% of people living with HIV (PLHIV) were aware of their status, and 71% of eligible people living with HIV are on ART, while 87% of those on ART had attained viral suppression by May 2018. However, the viral load service coverage is 51% (Federal HIV Prevention and Control Office [4]. Ethiopia started to implement same-day ART initiation as a new initiative for all patients ready to start ART since October 2017, following WHO recommendations and developed consolidated ART guidelines as a guiding principle [1]. This study's purpose was to evaluate same-day ART initiation status regarding viral suppression in HIV/AIDS care at selected healthcare facilities in Ethiopia. The results of this study will assist healthcare providers, program managers, and federal policy designers in understanding and addressing factors associated with same-day ART initiation and viral load monitoring in HIV/AIDS care within Ethiopia's healthcare services.

## **Materials and methods**

### **Study design and setting**

A cross-sectional study design involving retrospective document analysis of 332 clinical records was used. This study was conducted in two health care facilities in Adama and Bishoftu towns in Oromia Regional State, East Shewa zone of Ethiopia. The population

for this study included the clinical records of patients who started on ART between October 01, 2017 and October 30, 2019 in two healthcare facilities in Ethiopia. The inclusion criteria encompassed the clinical records of patients who initiated ART on the same-day between October 01, 2017 and October 30, 2019. Additionally, the study included individuals belonging to adult age groups, defined as those aged 18 years and older.

## **Data source and collection**

A probability simple random sampling technique was used in the selection of the clinical records of patients started on ART between October 01, 2017 and October 30, 2019 from selected healthcare facilities. In sample size calculation a statistician assisted and the Rao Soft formula was used to estimate the ideal sample size from each healthcare facility (Raosoft formula online [7]). The total sample size from both healthcare facilities was 332. The inclusion criteria encompassed the clinical records of patients who initiated ART on the same-day between October 01, 2017 and October 30, 2019. Additionally, the study included individuals belonging to adult age groups, defined as those aged 18 years and above. The data for this study were collected from the clinical records of patients who started on same-day ART from smart care databases of selected healthcare facilities. The researcher accessed clinical records from May 22, 2023, to June 05, 2023 during data collection with no access to information that could identify individual participants. To mitigate the risk of COVID-19 exposure, classified as level 1, data collection was conducted using smart care databases during this period.

## **Data analysis**

The collected data were entered into SPSS version 28 for data analysis. Data accuracy and quality were ensured through a thorough cleaning and preparation process conducted before data analysis. Data analysis involved a chi-square test to examine the

relationships between factors associated with viral suppression for patients started on same-day ART.

In this study, validity was assured through the application of external, internal, content, and face validity to the data collection tool. To ensure reliability, several steps were taken. These encompassed assessing a data collection checklist for its clarity and alignment with research inquiries. Additionally, both the supervisor and statistician scrutinized the instrument's reliability during the final phase. Quantitative data was directly sourced by the researcher from the smart care database.

The study variables included gender, age, WHO staged at enrolment, residential status, retention in HIV care status, HIV disclosure status at enrolment, functional status and functional status. These variables were used to describe participants' health conditions, immune status, disease progression, and relevant factors that may influence viral load suppression for patients started on same-day ART.

Data was checked for errors, missing values, quality, consistency, suitability, and inconsistencies, which were identified and fixed before data analysis. The data was analyzed using descriptive and inferential statistics. Descriptive statistics were employed to summarize key characteristics of the study population, including demographics, treatment initiation status, and viral suppression. With the assistance of a statistician, the researcher used frequencies and percentages to summarize the results using tables and graphs. Data analysis involved conducting Chi-square test to examine the relationships between factors associated with viral suppression in HIV care.

## **Ethical considerations**

The researcher obtained ethical clearance from the University of South Africa's Department of Health Studies (reference number: HSHDC/977/2020). Following this, approval to conduct the study was secured from the Oromia Regional Health Bureau and the participating healthcare facilities. Data collection began only after all necessary permissions were granted. As the study involved clinical records of patients who initiated same-day ART, the approval from healthcare facilities also served as consent to access

these records. To ensure confidentiality and privacy, the researcher did not have access to identifiable participant information. Data clerks had assigned unique codes to each clinical record, replacing patient identification with unique numbers. Additionally, the researcher signed a confidentiality agreement before accessing the SmartCare database, reinforcing the commitment to maintaining privacy throughout the data collection process.

## Results

### Sociodemographic characteristics of participants

A total of 332 clinical records of patients aged over 18 who started on same-day ART were analyzed in this study. The majority of participants were female (52%,  $n = 172$ ), and 48.5% ( $n = 161$ ) were married. Additionally, 58.7% ( $n = 195$ ) were over 35 years old, and 29.5% ( $n = 98$ ) were in the age range of 25–34 years. The study also revealed that 61.7% ( $n = 205$ ) of the participants were Orthodox Christians, 38.3% ( $n = 127$ ) had primary education, 72% ( $n = 239$ ) were from urban areas, and 88.6% ( $n = 294$ ) had their phone numbers documented (Table 1).

Table 1. Sociodemographic characteristics of participants at baseline, by study variables (N=332).

Variables		Frequency (N)	Percentage (%)
Age	18-24 years	39	11.7
	25-34 years	98	29.5
	>35 years	195	58.7
Sex	Male	160	48.2
	Female	172	51.8
Marital status	Single	71	21.4
	Married	161	48.5
	Divorced	72	21.7

Religion	Widowed	26	7.8
	Separated	2	0.6
	Protestant	61	18.4
	Catholic	22	6.6
	Orthodox	205	61.7
	Muslim	38	11.4
	Others specify (Wakefeta)	6	1.8
Educational level	No formal education	95	28.6
	Primary	127	38.3
	Secondary	83	25.0
	Tertiary	27	8.1
Patients address	Urban	239	72
	Rural	93	28
House number documented	Yes	71	21
	No	261	79
Patient have phone number	Yes	294	89
	No	38	11

## Baseline clinical and laboratory information

The variables included in the baseline clinical and laboratory information were patients' histories of opportunistic illness, types of opportunistic infections, baseline BMI, functional status, WHO clinical staging of HIV, patients' HIV disclosure status, patients' CD4 cell count at baseline, and the actual CD4 value at baseline. The majority, 94.3% (n = 313) patients, had no opportunistic infections, and 68% (n = 13) of opportunistic infections were tuberculosis.

The results indicated that the majority of participants, 63.3% (n = 210), had a normal nutritional status, while 7.5% (n = 25) were overweight, 6.6% (n = 22) had moderate malnutrition, 6% (n = 20) had severe malnutrition, and 2.4% (n = 8) were obese. Additionally, 90.7% (n = 301) had a normal functional status (Fig 1). Regarding the WHO



staging, 54% (n = 180) were in stage I, 26% (n = 87) were in stage II, 15% (n = 51) were in stage III, and 4% (n = 14) were in stage IV.

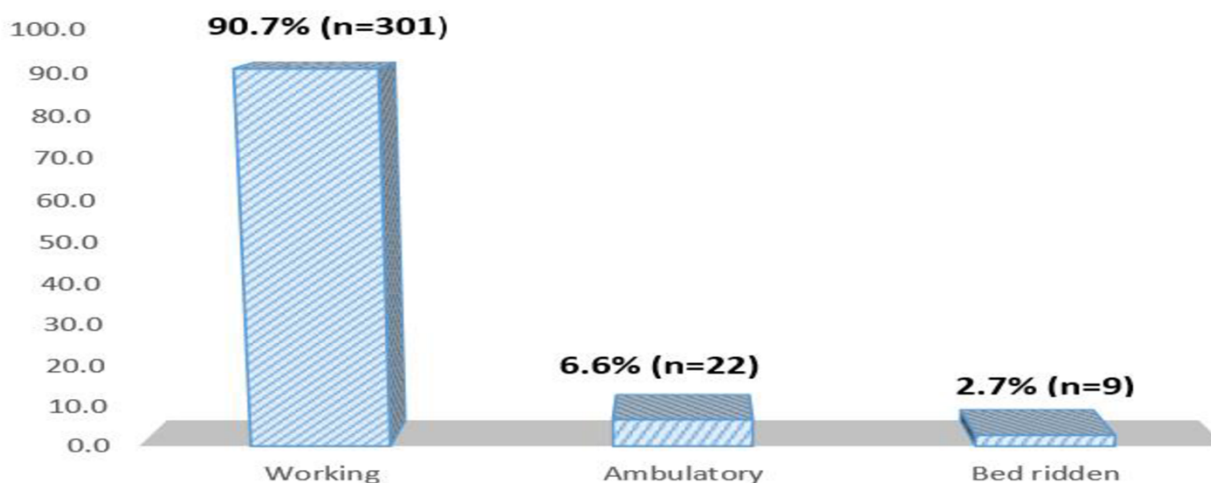


Fig 1. Baseline nutritional status of participants (N=332).

Our results indicated that the majority, 53.6% (n=178), of the patients did not inform anyone about their HIV status, including their spouses or families (Fig 2). Regarding baseline CD4 results, the majority, 65.1% (n=216), did not have baseline CD4 results, while 34.9% (n=116) did. Among those with CD4 results, 29.3% (n=34) had CD4 counts below 200 cells/mm<sup>3</sup>, 26.7% (n=31) had counts between 200-349 cells/mm<sup>3</sup>, 17.2% (n=20) had counts between 350-499 cells/mm<sup>3</sup>, and 26.7% (n=31) had counts of 500 cells/mm<sup>3</sup> or higher.

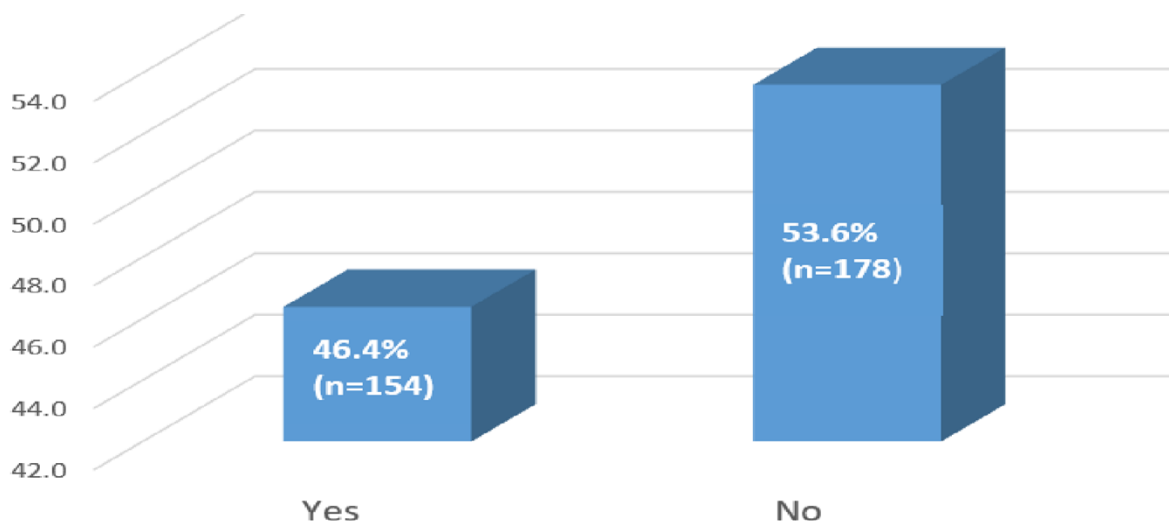


Fig 2. HIV disclosure status of patients at enrolment to same-day ART initiation (N=332).

### Same-day ART initiation status related information

The HIV testing unit plays a crucial role in facilitating same-day initiation of ART. This includes patients identified as HIV positive in other healthcare facilities and referred for ART initiation, which can sometimes cause delays. Figure 3 shows that the majority of patients, 27.7% (n=92), were from voluntary counselling and testing (VCT), and 19.9% (n=66) were referred from other healthcare facilities.

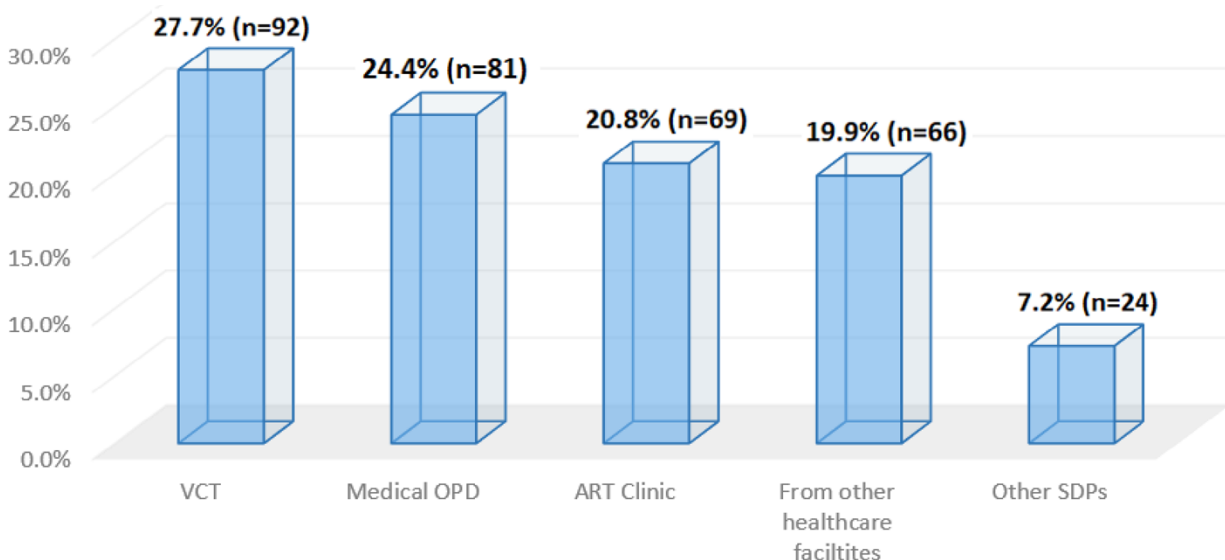


Fig 3. HIV testing and diagnosis unit of patients started on same-day ART (N=332).

Figure 4 shows that the majority of patients, 48% (n=160), were in HIV care for less than 6 months, indicating that a significant number of those who started on same-day ART were lost to follow-up before reaching the six-month period.

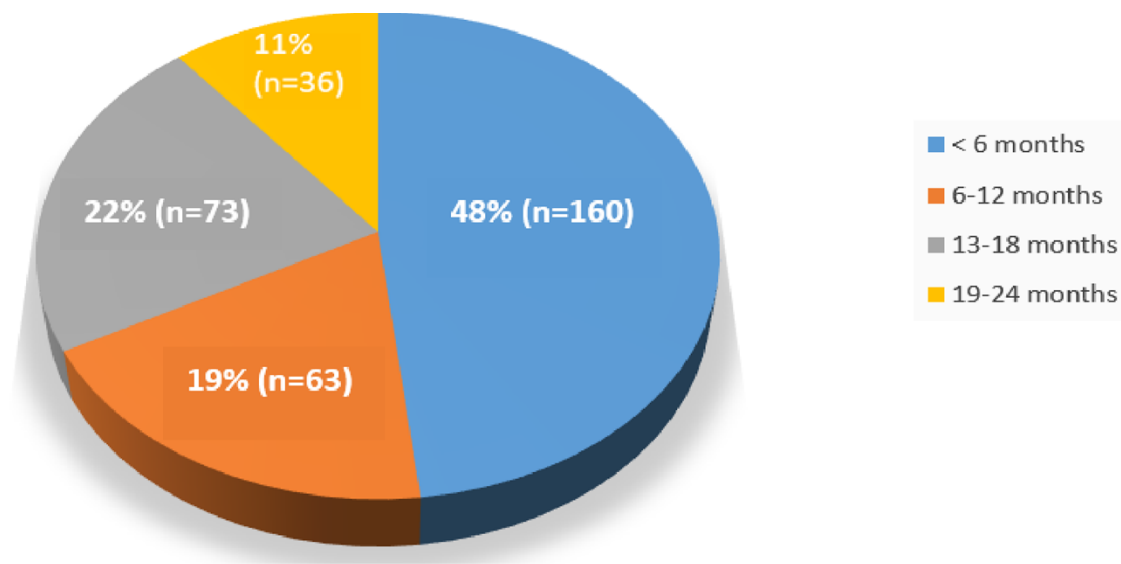


Fig 4. Months on ART since ART started (N=332).

The results indicated that the majority, 59% (n=196), remained in HIV care, while 27% (n=90) were lost to follow-up, 7% (n=25) were confirmed dead, and 6% (n=21) were transferred to another healthcare facility (Fig 5).

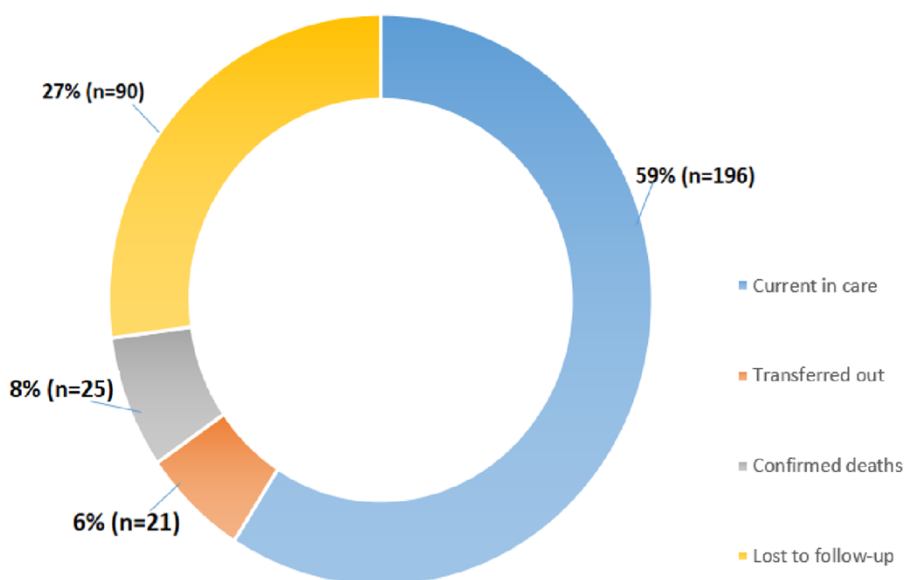


Fig 5. HIV care and retention status of patients (N=332).

## Viral load test and suppression related information

Our results showed that the majority of patients were not eligible for a viral load test: 41.3% (n=137) at 6 months, 61.4% (n=204) at 12 months, and 96.7% (n=321) at 24 months (Table 2).

Table 2. Frequency distribution viral load test status at 6, 12 and 24 months (N=332).

Variables		Frequency (N)	Percentage (%)
Viral load test status at 6 months	Yes	135	40.7
	No	60	18.1
	Not applicable	137	41.3
Viral load test status at 12 months	Yes	81	24.4
	No	47	14.2
	Not applicable	204	61.4
Viral load test status at 24 months	Yes	7	2.1
	No	4	1.2
	Not applicable	321	96.7

The viral load suppression cut point of less than 1000 copies/ml was used for viral load suppression based on the Ethiopian National Consolidated Guidelines for comprehensive HIV prevention, care and treatment [1]. Figure 6 showed that the majority, 93% (n=126), of patients have suppressed viral load test results, while the minority, 7% (n=9) have high viral load results. These results implied that viral load suppression was promising progress towards achieving the target of 95% set for 2030.

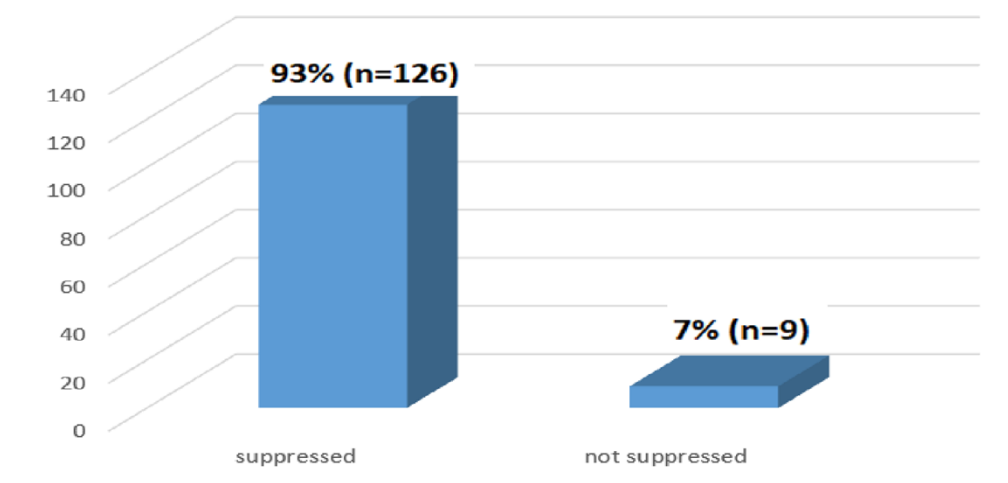


Fig 6. Viral load test results at 6 months (N=135).

Figure 7 below shows viral road test results at 12 months among patients who had the test performed at 12 months. The majority 95% (n=77), of patients have suppressed viral load results.

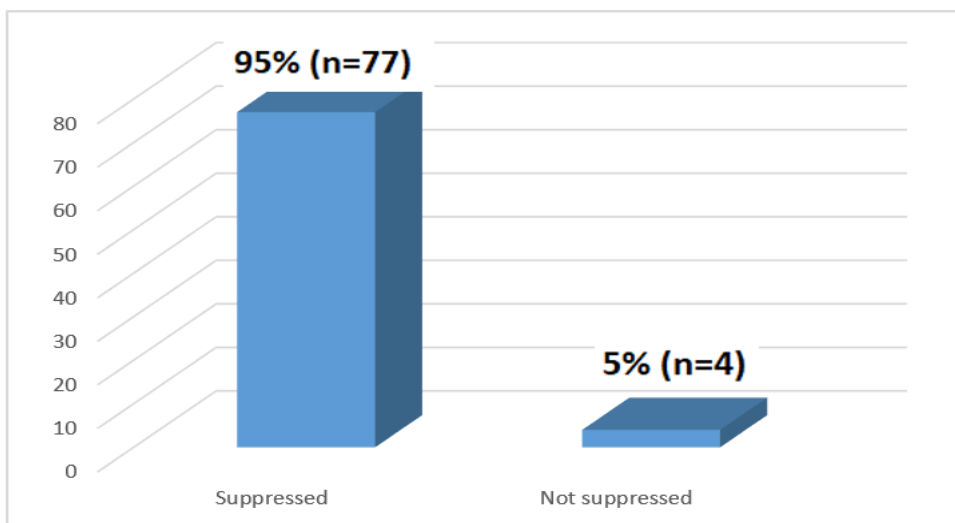


Fig 7. Viral load test results at 12 months (N=81).

Figure 8 below provides an overview of the viral load test results at the 24-month mark for a group of patients whose viral load test was done. The majority of 86% (n=6) patients had achieved suppressed viral load results.

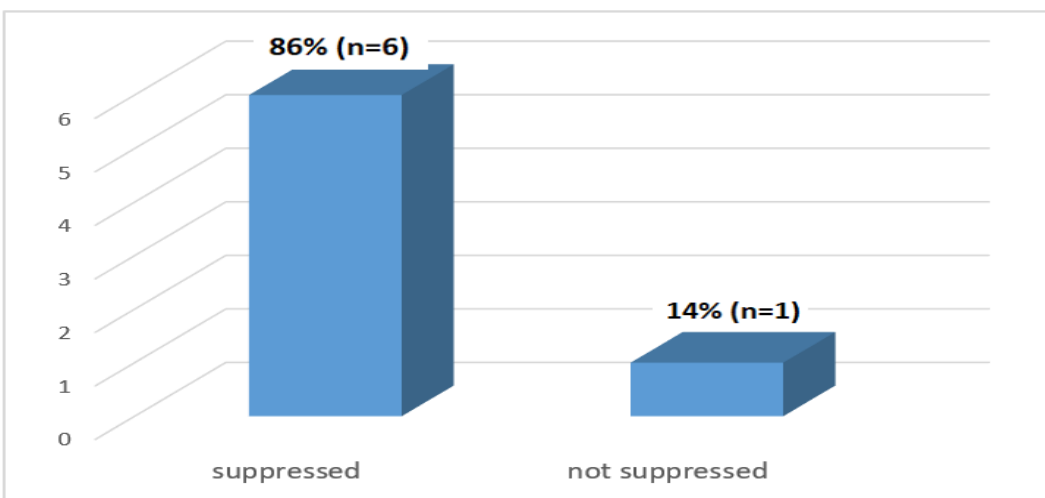


Fig 8. Viral load test results at 24 months (N=7).

The chi-square test results indicated no significant relationship between gender and suppression status ( $p=1.00$ ), while a significant association was found between resident

type and suppression status ( $p < 0.05$ ). The results also showed no significant association between HIV disclosure status and suppression status ( $p = 0.072$ ), aligning with findings from Ethiopia (Table 3).

Table 3. Frequency distribution of viral suppression Chi-square analysis results (N=332).

Independent variables		Suppressed		Not suppressed		Total	P value
		Frequency (N)	Percentage (%)	Frequency (N)	Percentage (%)		
Gender	Male	48	94.1	3	5.9	51	1.00
	Female	78	92.9	6	7.1	84	
Age	18-24	12	100	0	0	12	0.876
	25-34	33	94.3	2	5.7	35	
	35 and above	81	92	7	8	88	
WHO stage	Stage I	68	90.7	7	9.3	75	0.404
	Stage II	34	94.4	2	5.6	36	
	Stage III	23	100	0	0	23	
	Stage IV	1	100	0	0	1	
Residential type	Urban	101	96.2	4	3.8	105	0.026
	Rural	25	83.3	5	16.7	30	
Retention status	Not retained	4	57.1	3	42.9	7	0.006
	Retained	122	95.3	6	4.7	128	
Functional status	Working	117	92.9	9	7.1	126	1.00
	Ambulatory	8	100	0	0	8	
	Bed ridden	1	100	0	0	1	
Disclosure status	Yes	83	92.9	3	7.1	86	0.072
	No	43	100	6	0	49	

## Discussion

This study assesses the status of same-day ART initiation concerning viral suppression for patients in HIV/AIDS care at healthcare facilities in Ethiopia. The results revealed that females had a higher prevalence of HIV infection compared to males, indicating their increased vulnerability. A comparable study conducted in South Africa on same-day ART initiation for HIV-infected individuals reported that female enrollment was 74.1% (n=9663), while male enrollment was 25.9% (n=3375) [8]. In contrast to this study, a study conducted in Addis Ababa, Ethiopia, on the quality of antiretroviral therapy services and associated factors at public hospitals found that a higher proportion of male patients, 67.1% (n=282), were enrolled compared to female patients, who accounted for 32.9% (n=138) [9].

Regarding marital status, the study revealed that the majority of patients were married, indicating a high prevalence of HIV among married couples due to a lack of HIV testing before and during marriage. A supporting study conducted in Ethiopia on pre-marital HIV testing among married women found that only 21.4% (n=2142) of married couples had undergone pre-marital HIV testing [10]. In contrast to this study, a study conducted in Eswatini on the impact of same-day ART initiation under the World Health Organization's treat-all policy found that the majority of patients on same-day ART, 69.2% (n=566), were not married [11].

The study revealed that most patients had only a primary education, indicating a high prevalence of HIV among those with no formal or only primary education. A similar study conducted in Masaka, Uganda, on factors related to loss to follow-up (LTFU) among HIV-positive patients receiving ART found that patients with no formal education had a higher risk of being lost to follow-up compared to those with post-secondary education (AHR = 0.50; 95% CI, 0.34–0.75) [11]. In contrast, a study conducted in Togo on health-related quality of life among people living with HIV/AIDS found that the majority of patients, 45.4% (n=399), had secondary or higher education, while 37% (n=326) had primary education, and 17.6% (n=155) had no education. This indicates that, unlike the findings of this study, a higher proportion of patients in the Togo study had secondary or higher education [12].



The study found that most patients had their phone numbers documented. This suggests that the majority of patients could be contacted if they were lost through their phone numbers, with female patients being more likely to have a phone number and be reachable compared to male patients. A similar study conducted in Kampala, Uganda, on factors associated with retention and non-viral suppression among HIV-positive patients on ART found that 94.2% (n=259) of patients had a phone number, while only 5.8% (n=16) did not [13].

The study revealed that most patients had a registered house number. However, these results suggest that many patients did not have their exact location or house number documented, which affects home-to-home tracing for those lost from HIV care. Having a specific address is crucial for effective HIV prevention, care, and treatment. A similar study conducted in rural Mozambique on loss to follow-up and opportunities for reengagement in HIV care found that 61.6% (n=691) of patients were reported lost to follow-up due to a lack of properly documented addresses [14].

The study discovered that tuberculosis was the most common opportunistic infection among patients who started same-day ART. This meant that patients were more likely to have other illnesses and not follow their treatment plan because they had so many pills to take. A related study conducted in Haiti on the importance of integrated care for HIV and TB co-infection revealed that prompt initiation of both ART and TB treatment can improve outcomes and address the dual burden of HIV and TB. It found that 77.1% (n=37) of patients who started same-day ART had a TB infection at enrollment [15]. In contrast, a study conducted at Gondar University Comprehensive and Specialized Hospital in Ethiopia on the incidence of opportunistic infections and their predictors among HIV/AIDS patients found that the majority of patients had pneumocystis pneumonia (16.51%, n=90), chronic diarrhea (16.33%, n=89), bacterial pneumonia (10.82%, n=59), and pulmonary tuberculosis (10.46%, n=57). This indicates that tuberculosis was the fourth most common opportunistic infection [16]. Another study that differed from this one, conducted in Kinshasa, Democratic Republic of Congo, found that the majority of patients had malaria (45.4%, n=54), while 29.4% (n=35) had tuberculosis. This suggests that tuberculosis was the second most common opportunistic infection in that study [17].

The study indicated that most patients were in WHO stage I, showing that a significant portion of those who began same-day ART had early-stage HIV infections with minimal symptoms. This early stage allowed for easier medication adherence and reduced the potential for stigma and discrimination. In contrast, patients who were ambulatory or bedridden required specialized care and additional resources to ensure medication adherence. A similar study conducted at Nekemte Specialized Hospital in Western Ethiopia, which focused on same-day ART initiation and its associated factors, found that 77.02% (n=372) of patients were in stage I, 14.08% (n=67) were in stage II, and 8.91% (n=43) were in stages III and IV [18]. In this regard, the results of this study differ from those of a study conducted in Malang, East Java, Indonesia, on functional status and the incidence of loss to follow-up after ART initiation. That study found that the majority of patients were in WHO stage III (35.8%, n=53) or WHO stage IV (27%, n=40), with 22.9% (n=34) in WHO stage I and 14.1% (n=21) in WHO stage II. This indicates that the majority of patients in the Malang study were in WHO stage III, whereas in this study, the majority were in WHO stage I [19].

The study revealed that the majority of patients had been in HIV care for less than 6 months, indicating that a significant number of those who started same-day ART were lost to follow-up before reaching the six-month mark. A similar study conducted in South African public health facilities on same-day ART initiation reported that 33% (n=11,114) of patients were classified as lost to follow-up, with a median time to loss of 55 days [20]. According to Joseph Davey et al [20], the results showed a retention rate of approximately 67% (n=22,565) at six months, which aligns with the results of this study.

The study indicated that the majority of patients were lost to follow-up, suggesting that Ethiopia is significantly below the UNAIDS target of achieving 95% retention in HIV care by 2030. The findings also highlighted the need for increased efforts to retain patients in HIV care, especially in the first six months after same-day ART initiation. A similar study conducted in South Africa on same-day ART initiation for HIV-infected adults found that 64.4% (n=8399) of patients remained active in care, 29.2% (n=3804) were lost to follow-up, 6.1% (n=793) were transferred to other healthcare facilities, and 0.3% (n=42) had died [8]. Similarly, data from 72 countries as part of a global update on progress towards the 90–90–90 targets for ending AIDS revealed that retention on antiretroviral therapy

after 12 months ranged from 72% in Western and Central Africa to 89% in the Middle East and North Africa. These findings are consistent with the results of this study [21]. However, a study conducted at the Kibera Community Health Center HIV/AIDS program in Kenya on patient retention in HIV care found that the majority of patients, 79% (n=67), were still in care. Additionally, 14% (n=12) were lost to follow-up, 6% (n=5) were transferred to other healthcare facilities, and 1% (n=1) had died [22].

The study revealed that only about 40% (n=135) of patients had a viral load test conducted 6 months after same-day ART initiation. These results indicate low coverage of viral load testing at 6 months, highlighting the need for healthcare providers to focus more on ensuring viral load tests are performed. A similar study conducted in Ekurhuleni District, South Africa, found that 64.1% (n=455) of patients initiated on same-day ART had their viral load tested at 6 months, showing a comparable result to this study [23]. In Johannesburg, South Africa, a study on clinical predictor scores for identifying patients at risk of poor viral load suppression at six months on ART found that 80.7% (n=239) of patients had a viral load test at six months. This percentage was higher compared to the viral load testing coverage observed in this study [24].

The results showed that 24.4% (n=81) of patients had documented viral load results at 12 months. This indicates that many patients missed their viral load tests at this critical time point, which is crucial for monitoring treatment progress. In contrast, a study conducted in Myanmar on the performance and outcomes of routine viral load testing in people living with HIV found that the majority, 66.1% (n=4731), of patients had viral load test results, reflecting a higher coverage compared to this study [25].

The study found that only 2.1% (n=7) of patients had documented viral load results at 24 months. This low coverage suggests a need for healthcare providers to focus on improving patient retention in care to reduce morbidity and mortality. A similar study conducted in the Hlabisa sub-district of South Africa on clinical outcomes after first-line HIV treatment revealed that only 25.5% (n=4334) of patients had viral load results at 24 months [26]. A study conducted in Malawi on viral load monitoring outcomes from a decentralized HIV program found that 89% (n=10,476) of patients had viral load results at 24 months. This was significantly higher compared to the results of this study [27].

A viral load suppression threshold of less than 1,000 copies/ml was used for

evaluating viral load suppression, according to the Ethiopian National Consolidated Guidelines for Comprehensive HIV Prevention, Care, and Treatment [1]. The study results showed that the majority, 93% (n=126), of patients have suppressed viral load test results. Similarly, a study conducted in Ekurhuleni District, South Africa, on the feasibility of implementing same-day ART initiation during routine care, concurred with this study and indicated that the viral suppression rate at 6 months was 78.1% (n=118) [23]. A study conducted in rural Lesotho compared ART refills provided by community health workers versus clinic-based follow-up after home-based same-day ART initiation. It found lower rates of viral suppression, with only 44% (n=112) achieving viral suppression at six months. This result contrasts with the findings of this study [28].

The study found that the majority, 95% (n=77), of patients had suppressed viral load results at 12 months. A similar study conducted in Lilongwe, Malawi, on outcomes for women newly initiated on lifelong antiretroviral therapy during pregnancy, reported that 90% (n=269) of patients achieved viral suppression at 12 months [29]. The results of this study differ from those of a study conducted in rural Lesotho, which compared ART refills provided by community health workers versus clinic-based follow-up after home-based same-day ART initiation. That study reported a 54% (n=138) viral suppression rate at 12 months, which was lower compared to the viral suppression rate observed in this study at the same time point [28].

The study revealed that 86% (n=6) of patients had achieved suppressed viral load results at 24 months. These results suggest promising progress toward meeting the UNAIDS 2030 target. A similar study conducted in Vietnam, which assessed HIV viral load monitoring in remote settings, found that 93.4% (n=340) of patients achieved viral suppression at 24 months [30]. Another study that supported these findings was conducted in Lilongwe, Malawi, on outcomes for women newly initiated on lifelong antiretroviral therapy during pregnancy. This study revealed that at 24 months, the majority, 91% (n=271), of patients achieved viral suppression [29].

## **Limitation of the study**

The study faced several limitations exacerbated by COVID-19 pandemic restrictions, notably hindering face-to-face data collection. Additionally, its retrospective nature introduces potential recall bias among patients recalling details of same-day ART initiation and follow-up events. The cross-sectional design limited tracking longitudinal changes in patient outcomes. Furthermore, restrictions during the pandemic prevented inclusion of religious leaders and community-level associations of people living with HIV. Recognizing these limitations is crucial for informing future research and refining understanding of same-day ART initiation and associated challenges.

## **Conclusion**

This study evaluated the impact of same-day ART initiation on viral suppression in Ethiopian HIV/AIDS care. Viral suppression rates at 6, 12, and 24 months were 93%, 95%, and 86%, respectively, indicating progress towards the global target of 95% by 2030. These results support the effectiveness of same-day ART initiation in achieving viral suppression. Implementing same-day ART initiation strategies can improve patient outcomes in Ethiopian HIV care. The study also found that viral load testing rates at 6, 12, and 24 months were low, affecting viral suppression. Addressing these challenges through targeted interventions can enhance HIV care and support the goal of eradicating the epidemic by 2030. The study emphasizes a holistic approach to same-day ART initiation, recommending improved counseling, capacity building, and education to address patient concerns and boost adherence.

## **Data Availability**

The data that support the results of this study are available from the corresponding author upon reasonable request.

## **Competing interests**

The authors declare that they have no competing interests.

## Funding

The authors received no financial support for the research authorship and / or publication of this article.

## Acknowledgments

We extend our heartfelt gratitude to Ms. Princess Lekhondlo Masondo, a statistician at UNISA, for her invaluable assistance with the data analysis. Her expertise was crucial to the success of this research. We are also deeply thankful to the University of South Africa, the Oromia Regional Health Bureau, and the selected healthcare facilities for granting approval for this study. Our appreciation further goes to the data clerks and the human resources unit at the healthcare facilities for their steadfast support in facilitating data collection.

## Authors' contributions

K.H. Chachu: Conceived the study, wrote the proposal and was involved in data acquisition, data analysis, and manuscript preparation.

Professor K.A. Maboe: provided guidance throughout the proposal development, methodology design, result analysis, and final manuscript preparation for publication.

Both authors read and approved the final manuscript.

## References

- 1 Ethiopia Ministry of Health. National consolidated guidelines for comprehensive HIV prevention, care and treatment. 2018.
- 2 UNAIDS. Ethiopian country factsheets HIV and AIDS estimates. From: <https://www.unaids.org/en/regionscountries/countries/ethiopia> (accessed 20 January 2024). UNAIDS 2022:1–6.

- 3 Organization WH. Consolidated guidelines on the use of antiretroviral drugs for treating and preventing HIV Infection: Recommendations for a public health approach. 2nd edition. 2016.
- 4 Federal HIV/AIDS Prevention and Control Office. HIV Prevention in Ethiopia: National Road Map 2018:1–43.
- 5 Amanyire G, Semitala FC, Namusobya J, Katuramu R, Kampiire L, Wallenta J, et al. Effects of a multicomponent intervention to streamline initiation of antiretroviral therapy in Africa: a stepped-wedge cluster-randomised trial. *Lancet HIV*. 2016 Nov;3(11):e539-e548. doi: 10.1016/S2352-3018(16)30090-X. Epub 2016 Aug 27. PMID: 27658873; PM. *Lancet HIV* 2016;3:1–23. [https://doi.org/10.1016/S2352-3018\(16\)30090-X](https://doi.org/10.1016/S2352-3018(16)30090-X).Effects.
- 6 Helova A, Akama E, Bukusi EA, Musoke P, Nalwa WZ, Odeny TA, et al. Health facility challenges to the provision of Option B+ in western Kenya: A qualitative study. *Health Policy Plan* 2017;32:283–91. <https://doi.org/10.1093/heapol/czw122>.
- 7 RaoSoft.Inc. Sample size calculator. Online software. From <http://www.raosoft.com/samplesize.html> (accessed 10 April 2019). *Sustainability (Switzerland)* n.d.;11:1–14.
- 8 Lilian RR, Rees K, McIntyre JA, Struthers HE, Peters RPH. Same-day antiretroviral therapy initiation for HIV-infected adults in South Africa: Analysis of routine data. *PLoS One* 2020;15. <https://doi.org/10.1371/journal.pone.0227572>.
- 9 Tiruneh CT, Woldeyohannes FW. Antiretroviral Therapy Service Quality and Associated Factors at Selected Public Hospitals, Addis Ababa, Ethiopia, 2021. *HIV/AIDS - Research and Palliative Care* 2022;14:129–42. <https://doi.org/10.2147/HIV.S348254>.
- 10 Birhanu MY, Ketema DB, Desta M, Habtegiorgis SD, Mengist B, Alamneh AA, et al. Married women pre-marital HIV testing status in Ethiopia: Individual and community level factor analysis. *Front Med (Lausanne)* 2023;10. <https://doi.org/10.3389/fmed.2023.913040>.

- 11 Kerschberger B, Boulle A, Kuwengwa R, Ciglenecki I, Schomaker M. The Impact of Same-Day Antiretroviral Therapy Initiation under the World Health Organization Treat-All Policy. *Am J Epidemiol* 2021;190:1519–32. <https://doi.org/10.1093/aje/kwab032>.
- 12 Yaya I, Djalogue L, Patassi AA, Landoh DE, Assindo A, Nambiema A, et al. Health-related quality of life among people living with HIV/AIDS in Togo: Individuals and contextual effects. *BMC Res Notes* 2019;12. <https://doi.org/10.1186/s13104-019-4171-x>.
- 13 Atuhaire L, Shumba CS, Mapahla L, Nyasulu PS. A retrospective cross sectional study assessing factors associated with retention and non-viral suppression among HIV positive FSWs receiving antiretroviral therapy from primary health care facilities in Kampala, Uganda. *BMC Infect Dis* 2022;22. <https://doi.org/10.1186/s12879-022-07614-w>.
- 14 Fuente-Soro L, López-Varela E, Augusto O, Bernardo EL, Saco C, Nhacolo A, et al. Loss to follow-up and opportunities for reengagement in HIV care in rural Mozambique: A prospective cohort study. *Medicine (United States)* 2020;99. <https://doi.org/10.1097/MD.00000000000020236>.
- 15 Dorvil N, Rivera VR, Riviere C, Berman R, Severe P, Bang H, et al. Same-day testing with initiation of antiretroviral therapy or tuberculosis treatment versus standard care for persons presenting with tuberculosis symptoms at HIV diagnosis: A randomized open-label trial from Haiti. *PLoS Med* 2023;20. <https://doi.org/10.1371/journal.pmed.1004246>.
- 16 Dagnaw M, Fekadu H, Gebre Egziabher A, Yesfue T, Indracanti M, Tebeje A. Incidence of opportunistic infections and its predictors among HIV/AIDS patients on antiretroviral therapy in Gondar University Comprehensive and Specialized Hospital, Ethiopia. *HIV Res Clin Pract* 2023;24. <https://doi.org/10.1080/25787489.2023.2187013>.



- 17 Ntumba1 TK, Ikolango B, Bongenya1, 2 LOL, Grace, Ipaya Booto1 NMD, Rosalie, et al. Opportunistic Infections in People Living with Human Immunodeficiency Virus initiating ART in Kinshasa Mauwa Selenge. n.d.
- 18 Bayisa L, Bayisa D, Turi E, Mulisa D, Tolossa T, Akuma AO, et al. Same-Day ART Initiation and Associated Factors Among People Living with HIV on Lifelong Therapy at Nekemte Specialized Hospital, Western Ethiopia. *HIV/AIDS - Research and Palliative Care* 2023;15:11–22. <https://doi.org/10.2147/HIV.S395238>.
- 19 Dewi Ambarwati R, Eko Wardani H, Dwi Tama T. Functional Status and Incidence of Loss to Follow-up after Antiretroviral Therapy Initiation. *KnE Life Sciences* 2021. <https://doi.org/10.18502/klis.v0i0.8890>.
- 20 Davey DJ, Kehoe K, Serrao C, Prins M, Mkhize N, Hlophe K, et al. Same-day antiretroviral therapy is associated with increased loss to follow-up in South African public health facilities: a prospective cohort study of patients diagnosed with HIV 2020. <https://doi.org/10.1002/jia2.25529/full>.
- 21 Progress towards the 90-90-90 targets Ending AIDS GLOBAL AIDS UPDATE | 2017. 2017.
- 22 Muli-Kinagwi SK, Ndirangu M, Gachuno O, Muhula S. Retention of pediatric patients in care: A study of the kibera community health center hiv/aids program. *Afr Health Sci* 2021;21:39–43. <https://doi.org/10.4314/ahs.v21i.7S>.
- 23 Mshweshwe-Pakela N, Hansoti B, Mabuto T, Kerrigan D, Kubeka G, Hahn E, et al. Feasibility of implementing same-day antiretroviral therapy initiation during routine care in Ekurhuleni District, South Africa: Retention and viral load suppression. *South Afr J HIV Med* 2020;21. <https://doi.org/10.4102/SAJHIVMED.V21I1.1085>.
- 24 Mbengue MAS, Chasela C, Onoya D, Mboup S, Fox MP, Evans D. Clinical predictor score to identify patients at risk of poor viral load suppression at six months on antiretroviral therapy: Results from a prospective cohort study in Johannesburg, south Africa. *Clin Epidemiol* 2019;11:359–73. <https://doi.org/10.2147/CLEP.S197741>.

- 25 Ya SST, Harries AD, Wai KT, Kyaw NTT, Aung TK, Moe J, et al. Performance and outcomes of routine viral load testing in people living with HIV newly initiating ART in the Integrated HIV Care Program in Myanmar between January 2016 and December 2017. *Trop Med Infect Dis* 2020;5. <https://doi.org/10.3390/TROPICALMED5030140>.
- 26 Iwuji CC, Shahmanesh M, Koole O, Herbst K, Pillay D, Siedner MJ, et al. Clinical outcomes after first-line HIV treatment failure in South Africa: the next cascade of care. *HIV Med* 2020;21:457–62. <https://doi.org/10.1111/hiv.12877>.
- 27 Nicholas S, Poulet E, Wolters L, Wapling J, Rakesh A, Amoros I, et al. Point-of-care viral load monitoring: outcomes from a decentralized HIV programme in Malawi 2019. <https://doi.org/10.1002/jia2.25387/full>.
- 28 Amstutz A, Lejone TI, Khesa L, Kopo M, Kao M, Muhairwe J, et al. Offering ART refill through community health workers versus clinic-based follow-up after home-based same-day ART initiation in rural Lesotho: The VIBRA cluster-randomized clinical trial. *PLoS Med* 2021;18. <https://doi.org/10.1371/journal.pmed.1003839>.
- 29 Chagomerana MB, Harrington BJ, DiPrete BL, Wallie S, Maliwichi M, Wesevich A, et al. Three-year outcomes for women newly initiated on lifelong antiretroviral therapy during pregnancy – Malawi option B+. *AIDS Res Ther* 2023;20. <https://doi.org/10.1186/s12981-023-00523-1>.
- 30 Lefrancois LH, Nguyen BT, Pham TTP, Le NTH, Dao HTT, Tran TH, et al. Assessment of HIV viral load monitoring in remote settings in Vietnam - comparing people who inject drugs to the other patients. *PLoS One* 2023;18. <https://doi.org/10.1371/journal.pone.0281857>.