

Evaluation of a Scalable Design for a Pediatric Telemedicine and Medication Delivery Service: A Prospective Cohort Study in Haiti

Authors

Molly B. Klarman(MPH)¹, Xiaofei Chi¹(MS), Youseline Cajusma(BSN)¹, Katelyn E. Flaherty(PhD)^{2,3}, Jude Ronald Beausejour(MD)¹, Lerby Exantus(MD)⁴, Valery M. Beau de Rochars(MD)⁵, Chantale Baril(MD)⁴, Torben K. Becker(MD, PhD)^{2,3}, Matthew J. Gurka (PhD)⁶, Eric J. Nelson(MD, PhD)^{1,2*}

Affiliations

¹ Department of Pediatrics University of Florida, Gainesville, FL, USA

² Department of Environmental and Global Health, University of Florida, Gainesville, FL, USA

³ Department of Emergency Medicine, University of Florida, Gainesville, FL, USA

⁴ Université d'État d'Haiti- Faculté de Médecine et de Pharmacie, Port-au-Prince, Haiti

⁵ Department of Health Services Research, Management and Policy, University of Florida, Gainesville, FL, USA

⁶ Department of Public Health Sciences, University of Virginia, Charlottesville, VA, USA

* Corresponding author

Corresponding author

Eric J Nelson, MD PhD MS FAAP

2055 Mowry Road, Emerging Pathogens Institute, University of Florida

Gainesville, FL 32611, (352) 294-8536 Email: eric.nelson@ufl.edu

Keywords: pediatrics, telemedicine, healthcare access, scaling

Financial support: This work was financially supported at the University of Florida by the Children's Miracle Network (EJN), private donations made to the University of Florida Foundation, and a National Institutes of Health grant (EJN).

Conflict of interest: The authors declare no reported conflicts. The funders had no role in the conduct or publication of the study.

Prior submission and presentation of study data: Portions of the data in this manuscript have been presented orally and by poster at the following conferences: The American Society of Tropical Medicine and Hygiene Annual Meeting 2021, 2022, 2024 and The University of Florida Pediatrics Research Day 2021, 2022, 2024.

Data availability De-identified data from this study are available from the corresponding author (EJN) upon request.

1 **ABSTRACT**

2 **Objective.** To evaluate a scalable pediatric telemedicine and medication delivery
3 service (TMDS) that extends early healthcare access at households to avert
4 emergencies.

5 **Study design.** A TMDS in Haiti was configured for scalability by triaging severe
6 cases to hospital-level care, non-severe cases with higher clinical uncertainty to in-
7 person exams at households with medication delivery, and non-severe cases with low
8 clinical uncertainty to medication delivery alone. This design was evaluated in a
9 prospective cohort study conducted among pediatric patients (≤ 10 years). Clinical and
10 operational metrics were compared to a formative reference study in which all non-
11 severe patients received an in-person exam. The primary outcomes were reported
12 rates of clinical improvement/recovery and in-person care seeking at 10-days.

13 **Results:** 1043 cases (41 severe; 1002 non-severe) were enrolled in the scalable
14 TMDS mode and 19% (190) of the non-severe cases received an in-person exam.
15 382 cases (24 severe, 358 non-severe) were enrolled in the reference study and 94%
16 (338) of the non-severe cases received an in-person exam. At 10-days, rates of
17 improvement were similar for the scalable (97%, 897) and reference (95%, 329)
18 modes. Rates of participants who sought follow-up care were 15% (138) in the
19 scalable mode and 24% (82) in the reference mode.

20 **Conclusion:** In the context of a five-fold reduction of in-person exams, participants in
21 the scalable TMDS mode had non-inferior rates of improvement at 10-days. These
22 findings highlight an innovative and now scalable solution to improve early access to
23 healthcare at households without compromising safety.

24 INTRODUCTION

25 The World Health Organization (WHO) established the Integrated Management
26 for Childhood Illness (IMCI) guidelines for the management of sick children in 1995 (1,
27 2). The approach has since been deployed globally and is the current standard for
28 community-based pediatric care in low- and middle-income countries (LMIC) (3). There
29 are numerous challenges to successfully implement the IMCI strategy which limits its
30 potential to effectively reduce morbidity and mortality (4-8). Implementation science
31 frameworks have facilitated the design, evaluation and uptake of potential solutions to
32 address these complex challenges (9). These solutions include technologies aimed at
33 bridging the ‘know-do gap’, specifically the gap between knowledge of the IMCI
34 guidelines and effective implementation of the guidelines (10-14).

35 Despite these advances, there are gaps in the accessibility of IMCI adherent
36 clinics. We seek to close these gaps by extending early access to high-quality pre-
37 emergency pediatric healthcare at the household level. We focus on the nighttime
38 when healthcare seeking is often delayed to the morning because of financial and
39 logistical barriers (15, 16). Delay raises the risk of developing life-threatening disease
40 that leads to higher-cost interventions (17, 18). In response, we designed and
41 implemented a pediatric telemedicine and medication delivery service (TMDS) that
42 uses clinical resources derived from the IMCI guidelines.

43 The TMDS model has been developed and rigorously evaluated within the
44 Improving Nighttime Access to Care and Treatment (INACT) study series. The INACT
45 studies began in Haiti (15) and expanded to Ghana to test adaptability (16). In Haiti,
46 the INACT1-H study characterized care-seeking barriers (15). The INACT2-H study

47 was a pre-pilot that established clinical safety, feasibility and guideline performance of
48 a TMDS (19, 20). The study tested if ‘what was heard’ over the phone per virtual
49 exams matched ‘what was seen’ at the bedside per in-person exams. Severe cases
50 were referred to hospital-level care. All non-severe cases received paired virtual and
51 in-person exams to determine the accuracy of the virtual assessments and treatment
52 plans. This study identified high rates of improvement/recovery at 10-days (95%). The
53 evaluation of most non-severe cases had what we considered low clinical uncertainty
54 (see methods), and we hypothesized these cases could safely be managed with
55 medication delivery alone. However, a subset of cases had higher clinical uncertainty,
56 and we hypothesized these cases would require continued in-person evaluation. We
57 reasoned that configuring the TMDS to align with these hypotheses would reduce in-
58 person exams by approximately 85% without compromising the high rates of
59 improvement/recovery.

60 The INACT3-H study, presented herein, aims to test our clinical guidelines,
61 hypotheses, and overall approach as a pathway to scalability. Within implementation
62 science frameworks for scaling(21), our approach addresses the facilitator; ‘designing
63 the innovation for scale’(22, 23). In doing so, the primary design modification was
64 removing the clinical ‘guardrail’ of in-person exams for non-severe cases with low
65 clinical uncertainty. A secondary design modification was restructuring the TMDS into a
66 ‘hub and spoke’ model where one central call center serviced multiple delivery zones.
67 These modifications are anticipated to reduce the financial and human resources
68 required to operate a TMDS (24). Our approach was respectful of the challenges with
69 real-world implementation of novel innovations and the study protocol was permissive of

70 iterations. The scalable design was implemented within a prospective cohort study
71 (INACT3-H) and the results were compared to the prior published prospective cohort
72 study as a reference standard (INACT2-H).

73 **METHODS**

74 **Ethics statement.** The INACT3-H study and the previously published INACT2-H study
75 were reviewed and approved by the University of Florida Institutional Review Board
76 (IRB202002693; IRB201802920) as well as the Comité National de Bioéthique (National
77 Bioethics Committee of Haiti; Ref2021-11; Ref1819-51).

78 **Study design.** The INACT2-H and INACT3-H studies were prospective cohort studies.
79 The INACT2-H workflow was modified to facilitate scalability; the scalable mode was
80 deployed in the INACT3-H study. Outcomes from INACT3-H were compared to those
81 from INACT2-H (reference standard).

82 **Study population and setting.** INACT2-H was conducted in Gressier, Haiti. INACT3-H
83 was conducted in both Gressier and Les Cayes, Haiti. Gressier has a population of
84 36,400 and is characterized by rural mountainous regions and more densely populated
85 coastal communities(25). Les Cayes is approximately 175km west of Gressier. It has a
86 population of 152,000 people(25), and over half live in the urban center. On August 14,
87 2021, Les Cayes was impacted by a 7.2 magnitude earthquake that displaced
88 inhabitants and impacted population dynamics (26). Both Gressier and Les Cayes have
89 minimal public infrastructure (e.g., electricity, paved streets, reliable telecommunication
90 services). The study periods were marked by spikes of political and societal instability
91 that impacted the movement of goods and provision of services with detrimental effects
92 on health and healthcare(27, 28).

93 **Participant recruitment.** Participant populations were informed of the TMDS through
94 radio and print advertisements as well as announcements at schools and clinics.

95 **Participant inclusion criteria and consent process.** For both studies, children were
96 eligible to participate if their parent contacted the TMDS during operational hours (6 PM-
97 5 AM) regarding an illness experienced by their child aged ≤ 10 years. Written consent
98 from parents/guardians, and assent from children ≥ 7 years, was obtained from families
99 who received an in-person exam. Parents/guardians whose only contact with the TMDS
100 was a virtual encounter were read a waiver of documentation of consent over the
101 phone.

102 **Enrollment.** Enrollment estimates for the scalable mode (INACT3-H) were based on
103 expected call volume that was established in the reference mode (INACT2-H).
104 Enrollment during INACT3-H was increased iteratively to assure that both research and
105 service objectives were met in response to dynamic national safety and logistical
106 challenges.

107 **Participant incentives and fees.** Across both studies, TMDS users were asked to pay
108 a fee of 500 Gourdes (5 USD) to contribute to the cost of delivery and medications. The
109 fee was reduced or waived for those who were unable to pay in full.

110 **Implementation.**

111 *TMDS workflow.* The workflow elements shared between the studies were as follows
112 (Figure 1); i) A parent contacted the call center and was connected to a provider. ii) The
113 provider gathered demographic and clinical information about the sick child, referenced
114 clinical resources, and generated a treatment plan that included triage classification
115 (mild, moderate, or severe), treatment location (hospital or home), recommended

116 medications and/or fluids, and advice on follow-up care. iii) Severe cases were
117 immediately referred to the hospital. iv) For non-severe cases, those residing in a
118 delivery zone received an in-person exam by a provider and/or delivery of
119 medications/fluids. v) Children residing outside a delivery zone, or who did not require
120 medications/fluids, received virtual advice alone. vi) Patients requiring hospital or
121 mandatory clinic follow-up received a 24-hour follow-up call. All patients received a 10-
122 day follow-up call to ascertain the child's condition and feedback on the service.

123 *TMDS elements specific to the reference mode (INACT2-H).* The call center served a
124 single delivery zone in Gressier, Haiti. Call center providers performed in-person exams
125 for all non-severe cases within the delivery zone; the paired exams were used to assess
126 the accuracy of the virtual exams.

127 *TMDS workflow elements specific to the scalable mode (INACT3-H).* The INACT2-H call
128 center and Gressier delivery zone were maintained and a second delivery zone in Les
129 Cayes, Haiti was added in response to humanitarian need caused by an earthquake.

130 The TMDS workflow was configured to reserve in-person exams for non-severe cases
131 with higher clinical uncertainty. Participant siblings of these cases also received in-
132 person exams. For non-severe cases with low clinical uncertainty, delivery drivers were
133 dispatched to transport medications/fluids to participant households. We estimated this
134 change would limit in-person exams to approximately 15% of all cases. In the 'delivery-
135 alone' situations, instructions on how to prepare and administer the medications/fluids
136 were relayed by the provider to the parent over the phone at the end of the virtual exam.

137 The information was reinforced through video tutorials that were played for parents on a

138 tablet at the household; parents were offered an opportunity to reconnect to call center
139 providers for clarifications.

140 *Provider and staff training.* The providers were licensed Haitian nurses and nurse
141 practitioners. Six of ten call center providers worked for the TMDS during both the
142 INACT2-H and INACT3-H studies. Licensed Haitian physicians were available by phone
143 to provide advice on cases outside the scope of the clinical resources. All providers and
144 drivers received didactic and experiential training relative to their clinical, research, and
145 operational responsibilities.

146 *Clinical procedures, guidelines and resources.* Providers were equipped with three
147 primary clinical resources to guide the virtual and in-person exams. These resources
148 are described elsewhere (29) and include: (i) A clinical guideline based on in-person
149 WHO pediatric resources and adapted for telemedicine use (Supplementary Text1).
150 The guideline prioritized six common childhood illnesses/problems: ‘Fever’,
151 ‘Respiratory problem/Cough’, ‘Dehydration’/‘Vomit’/‘Diarrhea’, ‘Ear pain’, ‘Skin
152 problem’, ‘Pain with urination’ and ‘Other’. Each section began with a summary of the
153 problem and was stratified by the diagnostic criteria used to triage the severity of the
154 problem into mild, moderate, or severe categories. Criteria that designated a case as
155 severe were referred to as ‘danger signs’. Within each stratum there was guidance on
156 how to treat, where to treat, and when to follow-up. Directives on treatment location
157 were based on severity and clinical uncertainty. In regard to ‘clinical uncertainty’, a
158 strict definition is difficult to set and build into guidelines because it is the collective
159 impression the provider establishes based on both objective and subjective data. Our
160 guidelines were derived from IMCI guidelines which adhere to broad standards of

161 pediatric care and organically make recommendations based on degrees of
162 uncertainty. With this mindset, our guidelines prioritized in-person exams for patients
163 less than 1 year age, especially those with fever and/or concern for fever and cough,
164 as well as patients with concern for dehydration (e.g., 12+ episodes of diarrhea) or
165 concerns for respiratory insufficiency (e.g., fast breathing). These conditions are
166 associated with high clinical uncertainty as they often present subtly, yet are
167 vulnerable to progressive decompensation, specifically from sepsis, pneumonia, and
168 hypovolemic shock, respectively. (ii) A paper case report form that guided data
169 collection during virtual and in-person exams and was embedded with clinical
170 decision support (Supplementary Text2). (iii) A medication formulary that outlined
171 available medications/fluids and dosing recommendations (Supplementary Text3).
172 These resources have been iterated and adapted to real-world use since they were
173 first piloted in September 2019. The resources were written for mid-level healthcare
174 providers (e.g., experienced nurses, nurse-practitioners). While the guidelines did not
175 explicitly state when a case scenario has higher versus low clinical uncertainty,
176 uncertainty is built into the algorithms, which follow WHO standards of practice(2, 30).
177 The WHO standards are based in part on risk stratifications set by consensus-based
178 expert opinion or evidence-based primary clinical research studies. The clinical
179 guidelines and resources remain intended for use in this INACT study series alone.

180 **Outcome measures.**

181 *Primary.* The primary outcome measures were rates of improvement/recovery and rates
182 of in-person care seeking at 10-day follow-up.

183 *Secondary.* Secondary outcome measures consisted of operational, performance and
184 10-day feedback components. Operational measures were ‘virtual exam duration’
185 defined as the length of time to complete a virtual exam over the phone and ‘time to
186 arrival at household’ defined as the length of time spanning from initial contact with the
187 TMDS by phone until a driver (with or without provider) arrived at the participant’s
188 house. Performance measures focused on congruence and guideline deviations.
189 Congruence refers to the agreement between components of the paired virtual and in-
190 person exams; congruence was assessed for case severity, presence of fever, fast
191 breathing, and dehydration, and treatment with select medications. Guideline deviations
192 were instances when a provider made a clinical decision outside the scope of the
193 written clinical guidelines. Deviations were expected and may have occurred due to
194 human error, situational adaptability, or direction from the oversight physician.
195 Deviations were quantified for danger signs and select medications provided. User
196 feedback was obtained in structured (Likert scale) and unstructured (free text) formats.
197 *Exploratory.* Analyses were stratified by type of care provided and delivery zone
198 location.

199 **Data analysis.** Clinical, operational, and performance outcome measures were
200 compared between the scalable (INACT3-H) and reference (INACT2-H) modes.

201 *Analytic strategy.* Repeat cases within 30 days were excluded from both study cohorts.
202 Participants not reached at the 10-day follow-up were excluded from the clinical
203 outcome and feedback analyses. Missing data for other variables was addressed
204 through pairwise deletion. In the scalable mode guideline deviations were identified by
205 internally reviewing the data for instances of missed danger signs and accuracy of

206 medications included in treatment plans (e.g., complaints of pus in ear should yield
207 inclusion of amoxicillin in plan). The identification of guideline deviations occurring in the
208 reference mode was described previously(19). When calculating guideline deviation
209 rates, the number of completed exams (virtual and in-person) was used as the unit of
210 analysis. Congruence was assessed for the subset of cases that had paired virtual and
211 in-person exams which mainly included cases with higher clinical uncertainty.
212 Comparisons that involved a guideline deviation were excluded from the respective
213 congruence analyses. Medications included in the congruence analyses were selected
214 because of their centrality to the clinical guidelines and were provided most frequently.
215 *Statistical analysis.* Proportions were used to describe categorical variables and
216 medians with interquartile ranges were used to describe continuous variables. To test
217 differences between the modes (scalable and reference) or between locations within
218 the scalable mode (Gressier and Les Cayes), Chi-square tests or Fisher's exact tests
219 were used for nominal variables, Cochran-Armitage Trend tests for ordinal variables,
220 and two-sample t-tests for continuous variables. To compare clinical and operational
221 outcomes between the two modes stratified by type of care provided, Cochran-
222 Mantel-Haenszel tests (General Association) were used for nominal variables,
223 Cochran-Mantel-Haenszel tests (Row Mean Scores Differ) for ordinal variables, and
224 two-way ANOVA for continuous variables. Binary assessments were described using
225 Cohen's kappa, sensitivity, specificity, positive predictive values (PPV), and negative
226 predictive values (NPV). Assessments with kappa values were classified as follows: -
227 0.1 – 0.20 'no agreement', 0.21 – 0.39 'minimal', 0.40 – 0.59 'weak', 0.60 – 0.79

228 'moderate', 0.80 – 0.90 'strong', and >0.90 'almost perfect'(31). Analyses were
229 completed using Statistical Analysis Software (SAS Institute) V.9.4.

230 **RESULTS**

231 **Participant and case characteristics.** The reference mode enrolled 391 participants
232 from September 9, 2019, to January 19, 2021 and the scalable mode enrolled 1068
233 participants from January 20, 2021 to September 21, 2022. Among enrolled
234 participants, 1043 from the scalable mode and 382 from the reference mode were
235 included in the analyses (Figure 2). The median age was 24 months (IQR 12-48
236 scalable; 9-48 reference;) for both cohorts, sex distributions were similar (Table 1).
237 There was a lower proportion of participants aged <2 months in the scalable cohort (1%,
238 15) compared to the reference cohort (7%, 26). The chief and general complaints were
239 similar among both modes. The most prevalent chief complaint was 'fever' (33%, 342
240 scalable; 42%, 159 reference) followed by 'respiratory problem' (24%, 247 scalable;
241 17%, 67 reference), whereas the most prevalent general complaint was 'respiratory
242 problem' (66%, 686 scalable; 65%, 247 reference), followed by 'fever' (55%, 576
243 scalable; 55%, 212 reference). Virtual complaints of 'fever' were determined subjectively
244 in all but 7 cases (1, 1% scalable; 6, 3% reference). Gastrointestinal and dermatologic
245 complaints were also common. Based on the virtual exams, approximately three-fourths
246 of cases were triaged as mild in both the scalable (76%, 788) and reference (73%, 278)
247 modes. In the scalable mode, 18% (190) of cases received a virtual exam and an in-
248 person exam with delivery and 73% (760) received a virtual exam with delivery. In the
249 reference mode, 88% (338) of cases received a virtual and an in-person exam with
250 delivery. The proportion of cases that received a virtual exam alone (no in-person exam

251 or delivery) because of hospital referral or workflow constraint (e.g., caller was outside
252 delivery zone) was similar between the scalable (9%, 93) and reference (12%, 44)
253 modes.

254 **Primary outcomes.** In the scalable mode, the rate of participants with a clinical status
255 of improved/recovered was 97% (897) and in the reference mode the rate was 95%
256 (329). No mortalities occurred in the scalable mode, and one occurred in the reference
257 mode. At the 10-day follow up 15% (138) of participants in the scalable mode had
258 sought care and 24% (82) of participants in the reference mode had sought care (Table
259 2).

260 **Secondary outcomes.** The median call duration was 16 mins (IQR 12-20 mins) in the
261 scalable mode and 20 mins (IQR 15-25 mins) in the reference mode. The median time
262 to household arrival was 73 mins (IQR 56-102 mins) in the scalable mode and 78 mins
263 (IQR 62-104 mins) in the reference mode.

264 The aggregate rate of guideline deviations was 5% (63) in the scalable mode and
265 11% (82) in the reference mode (Table 3). Rates of missed danger signs were 1% (11)
266 in the scalable mode compared to 2% in the reference mode; a misinterpreted
267 respiratory rate was the most frequent danger sign deviation. Events of medications
268 provided (most commonly amoxicillin) that were not indicated occurred in 1% (18) of
269 cases in the scalable mode and 3% (19) in the reference mode. Events of indicated
270 medications (most commonly zinc) that were not provided occurred in 3% (34) of cases
271 treated in the scalable mode and 7% (52) in the reference mode.

272 In the scalable mode congruence was evaluated for the subset of cases that had
273 paired virtual and in-person exams. In this context, the Cohen's kappa value for cases

274 virtually triaged as mild was minimal at 0.22 (95% CI 0.07-0.38) (Table S1); in the
275 reference mode it was 0.78 (95% CI 0.69-0.87). The kappa value for cases virtually
276 triaged as moderate was 0.25 (0.10-0.41); in the reference mode it was 0.78 (95% CI
277 0.69-0.87). A similar approach was taken to evaluate select components of the virtual
278 exam. The assessment of fever had a kappa value of 0.24 (95%CI 0.12-0.35); in the
279 reference mode, the corresponding kappa value was 0.58 (95%CI 0.49-0.66). The
280 assessment of fast breathing was not congruent with measured rates during the in-
281 person exam; minimal congruence was observed in the reference mode. The
282 assessment of dehydration during the virtual exam had minimal agreement (kappa 0.24;
283 95%CI 0.01-0.47); in the reference mode there was moderate agreement (kappa 0.69;
284 95%CI 0.41-0.98). Despite low congruence, aspects of the virtual exam had high
285 performance metrics (sensitivity, specificity, PPV, NPV) of over 90%. Agreement
286 between medication recommendations based on paired virtual and in-person exams
287 was also assessed. In the scalable mode, paracetamol and amoxicillin exhibited
288 minimal (kappa 0.35; 95%CI 0.22-0.48) and weak (0.47 95% CI 0.35-0.58) agreement,
289 respectively. Benzyl benzoate (0.66 95%CI 0.49-0.83), cephalexin (0.62 95%CI 0.38-
290 0.85) and zinc (0.62 95%CI 0.48-0.75) exhibited moderate congruence. These
291 measures were consistently lower in the scalable mode than the reference mode.
292 *Feedback.* Participants from the scalable mode rated the service as 'great' (highest
293 Likert scale response) at a rate of 92% (859) compared to 86% (300) in the reference
294 mode (Table 2).
295 **Exploratory.** Stratified analyses were performed for both the scalable and reference
296 modes as an exploratory step to evaluate how the type of care provided (virtual exam

297 alone; virtual exam and in-person exam with delivery; virtual exam with delivery)
298 impacted primary and secondary outcome measures. Within both modes, participants
299 who received virtual exams with delivery (with or without in-person exams) had similar
300 rates of improvement/recovery, care seeking, and feedback assessed as 'great'. The
301 relatively few cases in both the scalable and reference modes who received virtual
302 exams alone without delivery had less favorable outcomes for clinical status, care-
303 seeking and feedback at 10-days (Table 4). Given that the scalable mode included a
304 second delivery zone, we conducted analyses to compare outcome measures between
305 the two sites. Clinical status, rates of care seeking and feedback at the 10-day follow-up
306 were similar between the delivery zones (Table S2). However, compared to Gressier,
307 cases in Les Cayes more commonly sought follow-up care from a hospital and the
308 median time to household arrival was longer.

309 **DISCUSSION**

310 We compared a scalable mode of a TMDS that reserved in-person exams for non-
311 severe cases with higher clinical uncertainty to a reference mode that required in-
312 person exams for all non-severe cases; severe cases in both modes were referred to
313 hospital-level care. Pediatric patients were prospectively enrolled in two cohort studies
314 at different time periods to evaluate and compare the two modes. The primary outcome
315 measures were clinical status and rate of in-person care seeking at 10-days. In the
316 context of a five-fold reduction of in-person exams between the scalable and reference
317 modes, rates of improvement/recovery and in-person care seeking at 10-days were
318 similar for the scalable mode. These clinical findings, complemented by similar

319 operational and feedback metrics, represent a critical step towards a scalable solution
320 to improve early access to pediatric healthcare without compromising safety.

321 The implementation of the INACT studies in Haiti required an adaptive
322 approach to real-world events (e.g., natural disasters, political collapse, insecurity) that
323 in some ways increased the generalizability of the study series to other communities
324 faced with similar challenges. Safety of patients, providers and research staff were
325 prioritized at all times. With this mindset, the design of the reference study required in-
326 person exams at households for all non-severe cases as a clinical ‘guardrail’. This
327 requirement enabled the reference study (INACT2-H) to focus on feasibility, safety, and
328 guideline development/validation(19, 29). In this context we used congruence analyses
329 to evaluate the paired virtual and in-person exams. The analyses exposed anticipated
330 limitations with virtual exams that might leave providers with higher or lower clinical
331 uncertainty depending on the clinical scenario. The clinical guidelines were developed
332 to accommodate for this challenge. For the INACT3-H study, we hypothesized that
333 safety would not be compromised if the ‘guardrail’ of in-person exams was removed for
334 cases with low clinical uncertainty and maintained for cases with higher clinical
335 uncertainty. The results support this hypothesis, thus marking a critical step towards
336 scalability.

337 Among cases with higher clinical uncertainty that required in-person exams in the
338 scalable mode, there was minimal/weak congruence between the virtual and in-person
339 exams. This finding contrasts the reference study where congruence was higher. The
340 difference was expected as the paired cases in the scalable mode had a higher degree
341 of clinical uncertainty than those in the reference mode by design. Taken together the

342 results support the need for continued in-person exams for cases with higher clinical
343 uncertainty. Exploratory analyses characterized the subset of participants who received
344 a virtual exam with delivery because this group received less contact with a provider
345 compared to those that received a virtual exam and an in-person exam with delivery.
346 Similar clinical outcomes and feedback scores were observed between these two
347 groups. These data suggest a non-inferior patient experience for those cases that
348 received virtual exams with delivery. The small subset of participants who received a
349 virtual exam alone (no in-person encounter by provider or delivery driver) may have had
350 inferior outcomes in terms of clinical status and feedback at 10-days. This finding is not
351 unexpected considering these participants received advice only without provided
352 medication.

353 One impactful ‘real-world’ event was an earthquake that occurred southwest of
354 the Gressier site soon after initiating the scalable mode (32). For humanitarian reasons,
355 a delivery zone in Les Cayes was added which required an additional step of relaying
356 virtual treatment plans from the Gressier call center to on-call providers in Les Cayes.
357 This adaptation could represent a potential study limitation, however stratification by
358 study site yielded similar outcomes between the two delivery zones. The rate of care
359 seeking at the hospital level was higher in Les Cayes, likely due to increased hospital
360 access within the delivery zone. Les Cayes participants also experienced a longer
361 median time to household arrival that was likely caused by to the need to mobilize the
362 on-call provider; the road network in Les Cayes is better and may have mitigated the
363 extent of the longer arrival time.

364 The results from this study should be viewed within the context of the following
365 additional limitations: (i) Virtual treatment plans only addressed complaints that parents
366 chose to report. In contrast, in-person treatment plans addressed all problems identified
367 by the provider, allowing virtual and in-person plans to be based on different problems.
368 This factor limited the treatment plan congruence analyses. ii) The clinical resources
369 have undergone minor iterations throughout both study periods. Therefore, the
370 treatment plans were not absolutely equivalent at all points. In addition, we did not
371 control for increased provider expertise over the study period. iii) The environment in
372 which both studies were conducted was volatile which may have confounded
373 enrollment, operational outcomes, and disease severity over time. iv) The primary
374 outcome measures were based on parent reports from the 10-day follow-up call and
375 therefore is at risk of response and recall bias. Despite these limitations, the study
376 provides evidence to justify a transition to the scalable mode.

377 **CONCLUSIONS**

378 Early access to healthcare is essential to avert morbidity and mortality. However,
379 innovative strategies are needed to assure early access to care, especially when
380 patients are isolated by geography, poverty or illness that presents 'off-hours'. A
381 telemedicine and medication delivery service (TMDS) represents an innovative
382 solution to extend care to these vulnerable populations. We evaluated a scalable
383 design for a pediatric TMDS for low-resource settings that triaged severe cases to
384 hospital-level care, non-severe cases with higher clinical uncertainty to in-person
385 exams at households with medication delivery, and non-severe cases with low clinical
386 uncertainty to medication delivery alone. We found that within the context of a five-
387 fold reduction of in-person exams, participants in the scalable mode had non-inferior

388 rates of improvement/recovery and care-seeking. Future steps towards scaling will be
389 to digitize the TMDS clinical resources, implement this digital tool within the scalable
390 TMDS workflow and evaluate outcomes.

391

392

393

394 **Acknowledgements**

395 We would like to thank both the INACT3-H and INACT2-H study participants and the
396 TMDS employees. We are grateful to the University of Florida Department of Pediatrics
397 administrators, Randy Autrey, Krista Berquist and Brittney Johnson. We express our
398 appreciation for the academic support provided by Glenn Morris at the Emerging
399 Pathogens Institute and Rashmin Savani Chair of the Department of Pediatrics. Finally,
400 we value our partnership with the Ministry of Public Health and Population (Ministère de
401 la Santé Publique et de la Population - MSPP).

402

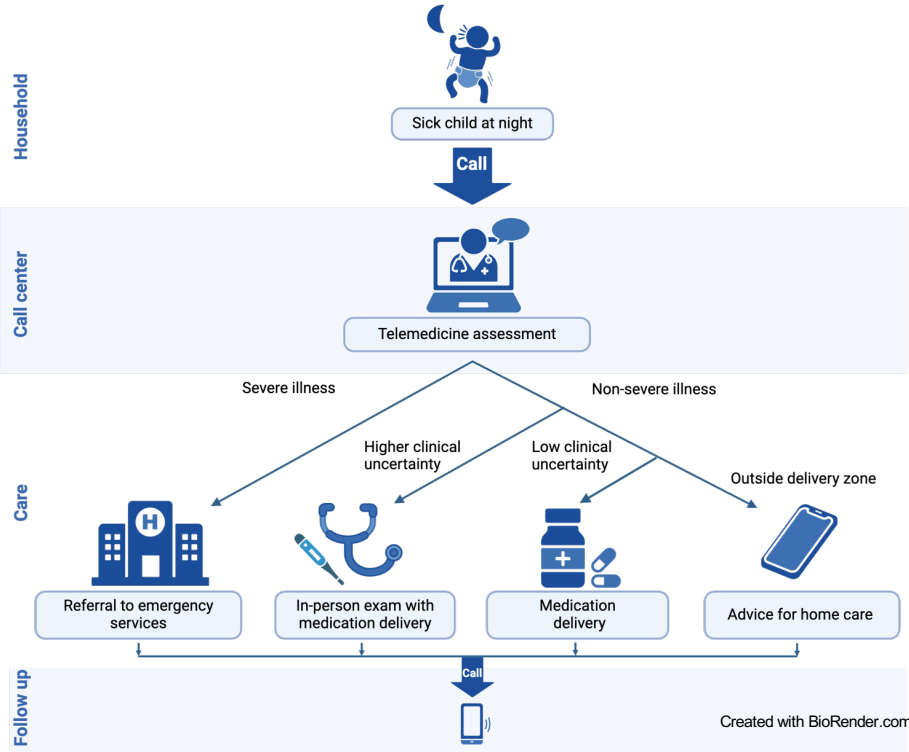
403 REFERENCES

- 404 1. Gove S. Integrated management of childhood illness by outpatient health workers:
405 technical basis and overview. The WHO Working Group on Guidelines for Integrated
406 Management of the Sick Child. Bull World Health Organ. 1997;75 Suppl 1(Suppl 1):7-24.
- 407 2. World Health Organization. Handbook: IMCI Integrated Management of Childhood
408 Illness Geneva Switzerland 2000 [Available from:
409 [https://apps.who.int/iris/bitstream/handle/10665/104772/9789241506823_Module-](https://apps.who.int/iris/bitstream/handle/10665/104772/9789241506823_Module-1_eng.pdf?sequence=3)
410 [1_eng.pdf?sequence=3](https://apps.who.int/iris/bitstream/handle/10665/104772/9789241506823_Module-1_eng.pdf?sequence=3).
- 411 3. Boschi-Pinto C, Labadie G, Dilip TR, Oliphant N, Dalglish SL, Aboubaker S, et al.
412 Global implementation survey of Integrated Management of Childhood Illness (IMCI): 20 years
413 on. BMJ Open. 2018;8(7):e019079.
- 414 4. Kiplagat A, Musto R, Mwizamholya D, Morona D. Factors influencing the
415 implementation of integrated management of childhood illness (IMCI) by healthcare workers at
416 public health centers & dispensaries in Mwanza, Tanzania. BMC Public Health. 2014;14:277.
- 417 5. Kim K, Helena H, Albert D, Beatiwel Z, Lumbani B, Josephine L, et al. Integrated
418 Management of Childhood Illnesses (IMCI): a mixed-methods study on implementation,
419 knowledge and resource availability in Malawi. BMJ Paediatrics Open. 2021;5(1):e001044.
- 420 6. Bryce J, Victora CG, Habicht JP, Black RE, Scherpbier RW. Programmatic pathways to
421 child survival: results of a multi-country evaluation of Integrated Management of Childhood
422 Illness. Health Policy Plan. 2005;20 Suppl 1:i5-i17.
- 423 7. Carai S, Kuttumuratova A, Boderscova L, Khachatryan H, Lejnevi I, Monolbaev K, et al.
424 Review of Integrated Management of Childhood Illness (IMCI) in 16 countries in Central Asia
425 and Europe: implications for primary healthcare in the era of universal health coverage. (1468-
426 2044 (Electronic)).
- 427 8. Reñosa MA-O, Dalglish SA-O, Bärnighausen KA-O, McMahon S. Key challenges of
428 health care workers in implementing the integrated management of childhood illnesses (IMCI)
429 program: a scoping review. (1654-9880 (Electronic)).
- 430 9. Bauer MS, Kirchner J. Implementation science: What is it and why should I care?
431 Psychiatry Research. 2020;283:112376.
- 432 10. Sarrassat S, Lewis JJ, Some AS, Somda S, Cousens S, Blanchet K. An Integrated
433 eDiagnosis Approach (IeDA) versus standard IMCI for assessing and managing childhood
434 illness in Burkina Faso: a stepped-wedge cluster randomised trial. BMC Health Serv Res.
435 2021;21(1):354.
- 436 11. Mitchell M, Hedt-Gauthier BL, Msellemu D, Nkaka M, Lesh N. Using electronic
437 technology to improve clinical care – results from a before-after cluster trial to evaluate
438 assessment and classification of sick children according to Integrated Management of Childhood
439 Illness (IMCI) protocol in Tanzania. BMC Medical Informatics and Decision Making.
440 2013;13(1):95.
- 441 12. Schmitz T, Beynon F, Musard C, Kwiatkowski M, Landi M, Ishaya D, et al.
442 Effectiveness of an electronic clinical decision support system in improving the management of
443 childhood illness in primary care in rural Nigeria: an observational study. BMJ Open.
444 2022;12(7):e055315.
- 445 13. Beynon F, Guérin F, Lampariello R, Schmitz T, Tan R, Ratanaprayul N, et al.
446 Digitalizing Clinical Guidelines: Experiences in the Development of Clinical Decision Support
447 Algorithms for Management of Childhood Illness in Resource-Constrained Settings. Global
448 Health: Science and Practice. 2023;11(4):e2200439.

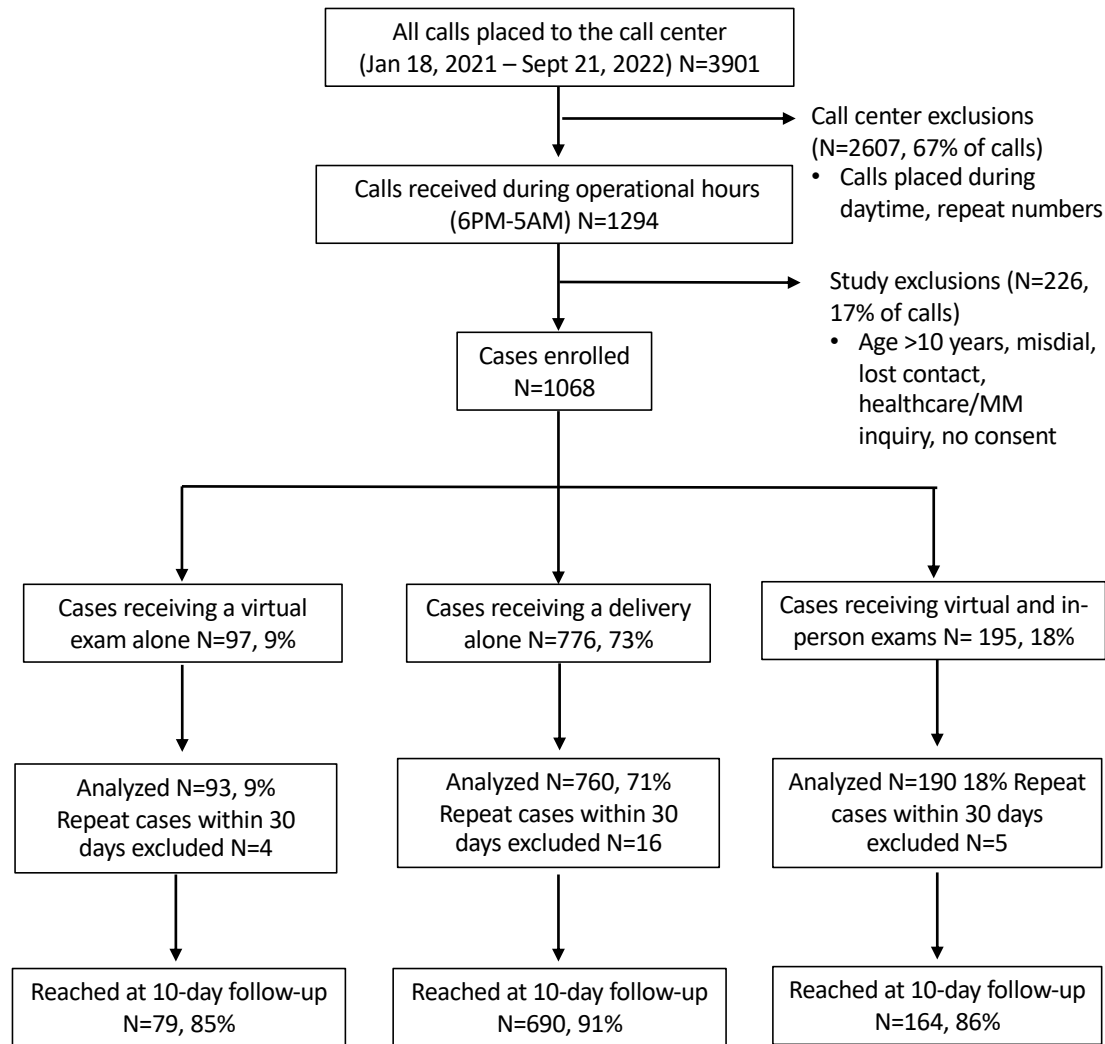
- 449 14. Jensen C, McKerrow NA-O, Wills GA-OX. Acceptability and uptake of an electronic
450 decision-making tool to support the implementation of IMCI in primary healthcare facilities in
451 KwaZulu-Natal, South Africa. (2046-9055 (Electronic)).
- 452 15. Klarman M, Schon J, Cajusma Y, Maples S, Beau de Rochars VEM, Baril C, et al.
453 Opportunities to catalyse improved healthcare access in pluralistic systems: a cross-sectional
454 study in Haiti. *BMJ Open*. 2021;11(11):e047367.
- 455 16. Flaherty KE, Klarman MB, Zakariah AN, Mahama MN, Osei-Ampofo M, Nelson EJ, et
456 al. Evaluating the prerequisites for adapting a paediatric nighttime telemedicine and medication
457 delivery service to a setting with high malarial burden: A cross-sectional pre-implementation
458 study. *Trop Med Int Health*. 2023;28(9):763-70.
- 459 17. Update: outbreak of cholera ---Haiti, 2010. (1545-861X (Electronic)).
- 460 18. Sack DA, Sack Rb Fau - Nair GB, Nair Gb Fau - Siddique AK, Siddique AK. Cholera.
461 (1474-547X (Electronic)).
- 462 19. Klarman MB, Flaherty KE, Chi X, Cajusma Y, Capois AC, Vladimir Dofiné MD, et al.
463 Implementation of a pediatric telemedicine and medication delivery service in a resource-limited
464 setting: A pilot study for clinical safety and feasibility. *The Journal of Pediatrics*. 2022.
- 465 20. Molly BK, Xiaofei C, Youseline C, Katelyn EF, Anne Carine C, Michel Daryl Vladimir
466 D, et al. Development and Evaluation of a Clinical Guideline for a Pediatric Telemedicine and
467 Medication Delivery Service: A Prospective Cohort Study in Haiti. *medRxiv*.
468 2023:2023.02.15.23285858.
- 469 21. Trisha G, Chrysanthi P. Spreading and scaling up innovation and improvement. *BMJ*.
470 2019;365:l2068.
- 471 22. Spicer N, Hamza YA, Berhanu D, Gautham M, Schellenberg J, Tadesse F, et al. 'The
472 development sector is a graveyard of pilot projects!' Six critical actions for externally funded
473 implementers to foster scale-up of maternal and newborn health innovations in low and middle-
474 income countries. *Globalization and Health*. 2018;14(1):74.
- 475 23. Spicer N, Bhattacharya D, Dimka R, Fanta F, Mangham-Jefferies L, Schellenberg J, et al.
476 'Scaling-up is a craft not a science': Catalysing scale-up of health innovations in Ethiopia, India
477 and Nigeria. *Social Science & Medicine*. 2014;121:30-8.
- 478 24. Flaherty KE, Klarman MB, Cajusma Y, Schon J, Exantus L, Beau de Rochars VM, et al.
479 A Nighttime Telemedicine and Medication Delivery Service to Avert Pediatric Emergencies in
480 Haiti: An Exploratory Cost-Effectiveness Analysis. *The American Journal of Tropical Medicine
481 and Hygiene*. 2022;106(4):1063-71.
- 482 25. Direction Des Statistiques Démographiques Et Sociales. Population Totale, De 18 Ans Et
483 Plus. Menages Et Densities Estimes En 2015.; 2015.
- 484 26. Eberle C. Technical Report: Haiti earthquake 2021/2022: United Nations University -
485 Institute for Environment and Human Security (UNU-EHS); 2022 [Available from:
486 <http://collections.unu.edu/view/UNU:9022#viewMetadata>].
- 487 27. Taylor L. Haiti's hospitals plan to close amid fuel shortages. *Bmj*. 2022;379:o2379.
- 488 28. Severe K, Alcenat N, Rouzier V. Resurgence of Cholera in Haiti amidst Humanitarian
489 Crises. *N Engl J Med*. 2022.
- 490 29. Klarman MB, Chi X, Cajusma Y, Flaherty KE, Capois AC, Dofiné MDV, et al.
491 Development and Evaluation of a Clinical Guideline for a Pediatric Telemedicine and
492 Medication Delivery Service: A Prospective Cohort Study in Haiti. *medRxiv*.
493 2023:2023.02.15.23285858.

- 494 30. World Health Organization. Pocket book of hospital care for children: Second edition
495 Geneva, Switzerland 2013 [Available from: <https://www.who.int/publications/i/item/978-92-4-154837-3>.
496 [154837-3](https://www.who.int/publications/i/item/978-92-4-154837-3).
497 31. McHugh ML. Interrater reliability: the kappa statistic. *Biochem Med (Zagreb)*.
498 2012;22(3):276-82.
499 32. Daniels JP. Earthquake compounds Haiti's health challenges. *The Lancet*.
500 2021;398(10304):944-5.
501

Figure 1. General workflow of a telemedicine and medication delivery service (TMDS). The parent of a sick child contacts the call center. A provider receives the call and performs a virtual exam by asking the parent targeted questions about the child and their specific symptoms. The provider references clinical resources to create a treatment plan based on illness severity that includes disposition, medications/fluids, and follow-up recommendations. Families are contacted by phone at 10 days; severe cases are also contacted at 24 hours. In the reference mode (INACT2H) all non-severe cases residing within the delivery zone received a paired in-person exam at the household to compare evaluate the quality of virtual exams to the in-person exams.



Scalable mode



Reference mode

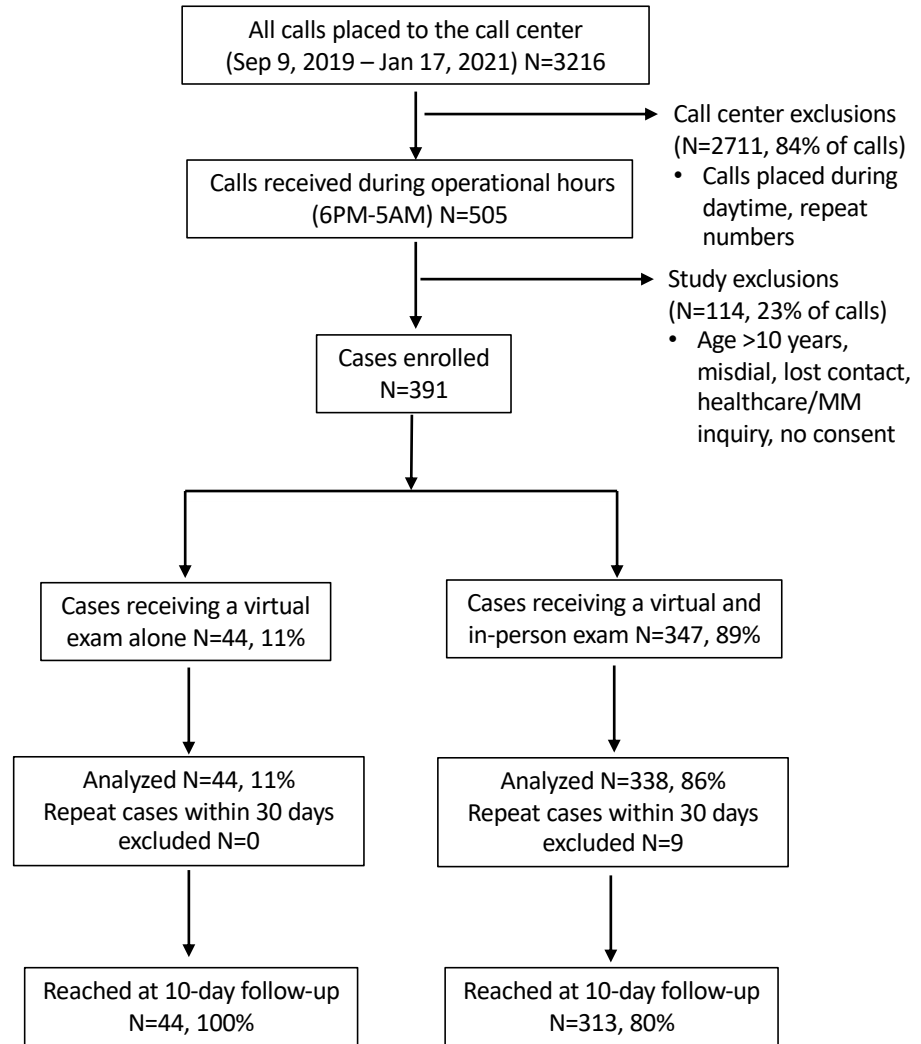


Figure 2. Diagram of case enrollment and inclusion in analyses for scalable and reference Telemedicine and Medication Delivery Service (TMDS) modes.

Table 1. Characteristics of participants and cases enrolled in the scalable (INACT3-H) and reference (INACT2-H) modes.

Characteristic	Scalable mode (n=1043) ^a	Reference mode (n=382) ^b
Participant age; median mos (Q1-Q3) ^c	24 (12-48)	24 (9-48)
<2 mos	15 (1%)	26 (7%)
2 mos to <2 yrs	417 (40%)	164 (43%)
2 yrs to <5 yrs	374 (36%)	118 (31%)
5 yrs to 10 yrs	237 (23%)	74 (19%)
Participant sex; female	496 (48%)	178 (47%)
Participant chief complaint ^d		
Fever	342 (33%)	159 (42%)
Respiratory	247 (24%)	67 (17%)
Gastrointestinal	109 (10%)	58 (15%)
Dermatologic	237 (23%)	56 (15%)
Other	108 (10%)	42 (11%)
Participant complaints general ^{d,e}		
Fever	576 (55%)	212 (55%)
Respiratory	686 (66%)	247 (65%)
Gastrointestinal	337 (32%)	137 (36%)
Dermatologic	383 (37%)	100 (26%)
Case severity at call center		
Mild	788 (76%)	278 (73%)
Moderate	214 (21%)	80 (21%)
Severe	41 (4%)	24 (6%)
Type of care provided		
Virtual exam and in-person exam with delivery	190 ^f (18%)	338 (88%)
Virtual exam with delivery	760 (73%)	0
Virtual exam alone	93 (9%)	44 (12%)

^a 25 repeat patients within 30 days were excluded.

^b 9 repeat patients within 30 days were excluded.

^c (Q1-Q3) = Quartile 1 to quartile 3.

^d The four most common complaints are represented.

^e Multiple complaints per participant were permitted.

^f 19 mild and 3 moderate cases were triaged for delivery but received in-person exams.

Table 2. Comparison of clinical and operational outcomes between the scalable (INACT3-H) and reference (INACT2-H) modes.

	Scalable mode (n=930 ^a)	Reference mode (n=348 ^b)	p-value ^c
Clinical status at 10-day follow-up ^a			.0374
Improved/Recovered	897 (97%)	329 (95%)	
Same	26 (3%)	18 (5%)	
Worse	6 (1%)	1 (<1%)	
Care sought by 10-day follow-up (any)	138 (15%)	82 (24%)	.0002
Type of care sought			
Hospital	75 (54%)	21 (26%)	<.0001
Clinic	63 (46%)	55 (67%)	
Other	0	6 (7%)	
Mortalities	0	1 (<1%)	
Feedback on the TMDS service at the 10-day follow up			.0022
Great	859 (92%)	300 (86%)	
Good	68 (7%)	44 (13%)	
Okay	3 (<1%)	2 (1%)	
Virtual exam duration (median minutes, Q1-Q3) ^d	16 (12-20)	20 (15-25)	<.0001
Time to arrival at household (median minutes, Q1-Q3) ^d	78 (62-104)	73 (56-102)	.1722

^a 113 participants were not reached at follow up

^b 34 participants were not reached at follow up

^c See statistical analysis section in methods

^d(Q1-Q3) = quartile 1 to quartile 3

Table 3. Comparison of guideline deviations between the scalable (INACT3-H) and reference (INACT2-H) modes.

Type of guideline deviation	Scalable mode	Reference mode	p-value
Total deviations (all types)	63 (5%)	82 (11%)	<.0001
Danger sign present but not identified (any)	11 (1%)	11 (2%)	.1991
General WHO ^b	0	1 (<1%)	.0262
Fever (<2 yrs)	0	2 (<1%)	
Respiration rate	4 (<1%)	6 (1%)	
Heart rate	7 (1%)	1 (<1%)	
Oxygen saturation ^c	0	1 (<1%)	
Provided medication ^d when not indicated (any)	18 (1%)	19 (3%)	.0652
Amoxicillin	9 (1%)	17 (2%)	.0008
Benzyl benzoate	0	0	
Cephalexin	0	0	
Doxycycline	0	0	
Erythromycin	0	2 (<1%)	
Paracetamol	7 (<1%)	0	
Zinc	2 (<1%)	0	
Did not provide medication ^d when indicated (any)	34 (3%)	52 (7%)	<.0001
Amoxicillin	0	2 (<1%)	.0095
Benzyl benzoate	2 (<1%)	0	
Cephalexin	0	0	
Doxycycline	0	0	
Erythromycin	3 (<1%)	0	
Paracetamol	0	0	
Zinc	29 (3%)	50 (7%)	

^a Each virtual and in-person encounter is represented independently.

^b Lethargic, convulsions, unable to drink/breastfeed

^c Oxygen saturation was evaluated during in-person exams only.

^d The most frequently used medications are included.

Table 4. Comparison of clinical and operational outcomes stratified by type of care provided between the scalable (INACT3-H) and the reference (INACT2-H) modes.

	Scalable mode			Reference mode			p-value
	Virtual exam and in-person exam with delivery (n=167)	Virtual exam with delivery (n=684)	Virtual exam alone (n=79)	Virtual exam and in-person exam with delivery (n=304)	Virtual exam with delivery (n=0)	Virtual exam alone (n=44)	
Clinical status at 10-day follow-up							.2714
Improved/Recovered	161 (96%)	666 (97%)	70 (89%)	289 (95%)	...	40 (91%)	
Same	4 (2%)	14 (2%)	8 (10%)	14 (5%)	...	4 (9%)	
Worse	1 (1%)	4 (1%)	1 (1%)	1 (<1%)	...	0	
Care sought by 10-day follow-up (any)	21 (13%)	76 (11%)	44 (55%)	53 (17%)	...	30 (68%)	.471
Type of care sought					...		
Hospital	12 (7%)	37 (5%)	26 (33%)	13 (4%)	...	8 (18%)	<.0001
Clinic	9 (5%)	36 (5%)	18 (23%)	35 (12%)	...	20 (45%)	
Other				4 (1%)	...	2 (5%)	
Mortalities	0	0	0	1 (<1%)	...	0	
Feedback on TMDS service at 10-day follow-up							.0005
Great	160 (96%)	631 (92%)	68 (86%)	273 (90%)	...	27 (63%)	
Good	7 (4%)	51 (7%)	10 (13%)	29 (10%)	...	15 (35%)	
Okay	0	2 (<1%)	1 (1%)	1 (<1%)	...	1 (2%)	
Virtual exam duration (median minutes, Q1-Q3) ^a	18 (14-21)	15 (12-17)	17 (10-20)	20 (15-25)	...	20 (15-24)	<.0001
Time to arrival at household (median minutes, Q1-Q3) ^a	81 (65-108)	76 (61-103)	...	73 (56-102)0892

^a(Q1-Q3) = quartile 1 to quartile 3