

1

2

## Analysis of University Students' Mental Health from the Perspective of

3

## Occupational Harmony

4

Yijun Liu<sup>1</sup>, Ruiqi She<sup>2</sup>, and Jin Xing<sup>3</sup>

5

<sup>1</sup> Department of Rehabilitation Medicine, Peking University First Hospital

6

<sup>2</sup> Institute for Health Systems Engineering, College of Engineering, Peking

7

University

8

<sup>3</sup> Department of Rehabilitation Medicine, Beijing Hospital, National Center of

9

Gerontology; Institute of Geriatric Medicine, Chinese Academy of Medical Sciences

10

11

### Author Note

12

Yijun Liu  <https://orcid.org/0000-0002-8983-8576>

13

Jin Xing  <https://orcid.org/0009-0002-4664-9959>

14

We have no conflicts of interest to disclose. This article is based on the

15

unpublished doctoral dissertation completed by YL. The data used to support the

16

findings of this study are included within the article and supporting information files.

17

YL thanks Dr. Zhen-Su She for his guidance throughout this work; Dr. Zhen

18

Huang and Dr. Rongli Wang for their mentorship; Dr. Shuna Song, Dr. Rong Li, Dr.

19

Lei Zhang, and her parents for their encouragement and support.

20

Correspondence concerning this article should be addressed to Yijun Liu,

21

Department of Rehabilitation Medicine, Peking University First Hospital, No. 7

22

Xishiku Street, Xicheng District, Beijing, 100034, P.R. China. Email:

23

yijunliu@pku.edu.cn

## 24 ABSTRACT

25 **Background:** Mental health problems are common among university students.

26 Based on the Model of Occupational Harmony, we investigated the relationship  
27 between occupational engagement and mental health among Chinese university  
28 students.

29 **Methods:** A mixed methods approach was adopted. A total of 734 Chinese  
30 university students responded to online questionnaires: a socio-demographic  
31 questionnaire, the Depression Anxiety Stress Scale, the WHOQOL-BREF, and a self-  
32 designed Occupational Harmony Questionnaire. Individual interviews with 11  
33 university students and a focus group of four students provided qualitative data.

34 **Results:** Anxiety, depression, and stress were reported by 11.9%, 9.4%, and  
35 2.9% of the participants, respectively. The level of occupational harmony was  
36 negatively correlated with depression, anxiety, and stress ( $p < .001$ ). The DASS-21  
37 score was significantly different among students who spent different amounts of time  
38 on the following activities: exercise, sleep, rest, reflective and consulting activities,  
39 study, work, and leisure and entertainment ( $P < .05$ ). In the context of the COVID-19  
40 pandemic, the key occupational factors contributing to university students' mental  
41 health problems included excessive mental engagement and insufficient physical  
42 engagement, excessive active engagement and insufficient quiet engagement,  
43 insufficient social engagement, excessive or insufficient *Gong* (productive)  
44 engagement, and insufficient *De* (virtuous) engagement, *Zhi* (rational) engagement,  
45 and *Kang* (health maintenance) engagement, lack of coherence within the family,  
46 school, social systems, as well as inadequate schedule planning and time  
47 management.

48           **Conclusions:** Occupational disharmony is related to university students' mental  
49 health problems. Occupational therapy can promote university students' mental well-  
50 being by enhancing occupational harmony.

51           **Keywords:** occupational engagement, occupational harmony, mental health,  
52 university students, COVID-19 pandemic

53           **Analysis of University Students' Mental Health from the Perspective of**  
54   **Occupational Harmony**

55   **Introduction**

56           University students are a key population segment for determining the economic  
57   growth and development of a society. However, they are also at high risk for distress  
58   and mental health problems [1]. Globally, the high prevalence of mental disorders  
59   among university students has become a significant and growing public health issue  
60   [2]. In a survey conducted by the World Health Organization (WHO), 31.4% (95% *CI*  
61   30.2–32.6%) of college students screened positive for at least one common mental  
62   disorder [3].

63           Among the research on university students' mental health, most studies adopted a  
64   biomedical perspective using psychiatric symptomatology to investigate the "mental  
65   health" status [3-5]. Measurement tools commonly used include the General Anxiety  
66   Disorder-7 (GAD-7), the Patient Health Questionnaire (PHQ-9), and the Symptom  
67   Checklist-90 (SCL-90), etc., which can identify people who manifest mental illness  
68   symptoms. However, it should be noted that mental health is not simply an absence of  
69   mental illness. According to the definition by the WHO, mental health refers to "a  
70   state of well-being, in which an individual realizes his or her own abilities, can cope  
71   with the normal stresses of life, can work productively and is able to make a  
72   contribution to his or her community" [6, p. 12].

73           Two implicit problems exist with using psychiatric symptomatology to study  
74   university students' mental health. First, the multifaceted meaning of "mental health"  
75   has not been fully explored as it was only used as a euphemism for "mental illness"  
76   [7]. Second, as mental health can be seen as a spectrum [8], students with mild

77 distress but were absent from mental illness symptoms may not be identified.

78 Therefore, it is imperative to investigate mental health from a more positive,

79 functional, and holistic perspective.

80 The profession of occupational therapy (OT) possesses knowledge and expertise

81 in how people's participation in everyday life shapes their health and well-being [9].

82 As a central concept in OT, the term "occupational engagement" can offer a functional

83 and performance-based lens to explore mental health in the context of everyday

84 living. Engagement in occupation refers to the "performance of occupations as the

85 result of choice, motivation, and meaning within a supportive context" [10, p. 5],

86 including both objective and subjective aspects of a person's experience. Previous

87 studies provided evidence that a balance of occupational engagement could be

88 beneficial for university students' mental well-being [11, 12]. In contrast, disruptions

89 to occupational engagement and balance were associated with poor mental health

90 [13].

91 As cultural values and traditions shape how occupational engagement [14] and

92 mental health (6) are conceptualized across contexts, a Chinese occupational therapy

93 model, the Model of Occupational Harmony (MOHar) [15, 16], was adopted to

94 analyze the mental health of Chinese university students from an occupational lens in

95 this study. The MOHar was built upon traditional Chinese culture and Chinese

96 scholars' Human Complex Systems Theory [17], which provided a conceptual

97 framework for understanding how the orchestration of everyday occupations relates to

98 health and well-being. Notably, the MOHar addressed that occupational engagement

99 was driven by human consciousness [15] and thus assumed an inherent relationship

100 between occupational engagement and mental health.

101 The term "occupational harmony" indicated harmonious human-environment

102 transactions through occupational engagement. It was attained when a person  
103 achieved their ultimate goal of a satisfactory life [15]. The model proposed that  
104 occupational harmony can be characterized as complex equilibria among three pairs  
105 of two-sided occupational characteristics (i.e., physical and mental engagement, quiet  
106 and active engagement, individual and social engagement), harmony among five-  
107 dimensional occupational engagement (i.e., *De* [virtuous] engagement, *Zhi* [rational]  
108 engagement, *Gong* [productive] engagement, *Ai* [emotional] engagement, *Kang*  
109 [health maintenance] engagement) and coherence across multiple levels (i.e.,  
110 ontosystem, small-system, medium-system, large-system, chronosystem) of human-  
111 environment transactions, which were essential to health and wellbeing.

112 This study used the MOHar as a theoretical base and had three aims. First, to  
113 examine university students' mental health from the perspective of occupational  
114 harmony. It was hypothesized that a higher level of occupational harmony would be  
115 negatively associated with depression, anxiety, and stress symptoms. Second, to  
116 analyze the key occupational factors causing university students' mental distress. It  
117 was hypothesized that being over-, under-, or even un-engaged by occupations with a  
118 particular characteristic can lead to occupational disharmony and mental health  
119 problems. Third, as the MOHar was a theoretical model recently developed, we aimed  
120 to generate empirical evidence for the MOHar and explore its fit in analyzing  
121 occupational engagement and mental health among university students. We  
122 hypothesized that occupational harmony is related to a higher level of mental well-  
123 being and quality of life. In contrast, occupational disharmony would result in mental  
124 health problems.

## 125 **Methods**

### 126 **Design**

127 A mixed method approach [18] was chosen to answer the research aims. The  
128 MOHar was used both deductively and inductively in collecting and analyzing data.  
129 In the quantitative phase, a cross-sectional online survey was conducted to identify  
130 the level of occupational harmony and its relationship to mental health and quality of  
131 life. In the qualitative phase, individual interviews and a focus group were performed  
132 to explore how harmonious occupational engagement affects mental health from the  
133 life experience of participants.

### 134 **Participants**

135 Participants were recruited virtually through the WeChat social media platform.  
136 Inclusion criteria included undergraduate or graduate students enrolled in the  
137 university at the time of the study who were able to communicate in Mandarin.  
138 Students in a state of leave of absence or suspension were excluded. In the  
139 quantitative phase, convenience sampling and snowball sampling were used with 734  
140 participants included. In the qualitative phase, participants were selected from the  
141 same sample using purposeful sampling and convenience sampling. Eleven students  
142 participated in individual interviews and four students participated in a focus group  
143 discussion. Ethical approval was obtained from the ethics committee of Peking  
144 University First Hospital (Approval number: 2020Study104) and all participants  
145 agreed to the written informed consent prior to participation.

### 146 **Data collection and procedures**

147 All data collection occurred from November 22, 2020 to December 30, 2020.

148 Quantitative data was collected via a self-report survey through the Baishuyun online  
149 data collection platform. A total of 792 survey responses were received. Duplicate  
150 responses from the same IP address, respondents who did not meet the inclusion or  
151 exclusion criteria, and answers with obvious logic errors were eliminated to ensure  
152 the authenticity and reliability of the data. Qualitative data were collected from semi-  
153 structured interviews and a focus group discussion conducted virtually via the Tencent  
154 video conference. Both visual and audio recordings were obtained. Each individual  
155 interview was 40-100 minutes long and the focus group lasted 86 minutes. After the  
156 interview, the recordings were transcribed into text data using the Sogo transcription  
157 service. Field notes and reflective journals were completed by two researchers (YL  
158 and RS).

## 159 **Instruments and Measures**

160 A structured survey containing informed consent, a socio-demographic  
161 questionnaire, the Depression Anxiety Stress Scale (DASS-21), the World Health  
162 Organization Quality of Life-BREF (WHOQOL-BREF), and a self-designed  
163 Occupational Harmony Questionnaire (OHQ), was used to collect quantitative data.

### 164 **Socio-Demographic Questionnaire**

165 The socio-demographic questionnaire sought the participants' background  
166 information such as gender, age, ethnicity, type of degree, major, monthly family  
167 income, and previous mental health issues.

### 168 **The Depression Anxiety Stress Scale (DASS-21)**

169 The Chinese version of DASS-21 [19] was used to measure symptoms of mental  
170 illness. This instrument consists of 21 items including three subscales: 7 items each for  
171 depression, anxiety, and stress with a four-point Likert scale ranging from 0 (“never”)



172 to 3 (“always”) [20]. The total sub-scores range from 0 to 42 and are categorized into  
173 normal, mild, moderate, severe, and extremely severe. In this study, Cronbach’s alpha  
174 for the depression, anxiety, and stress subscales were 0.89, 0.80, and 0.84, respectively,  
175 and the overall DASS-21 scale was found to have good reliability (Cronbach’s alpha =  
176 0.94).

### 177 **The World Health Organization Quality of Life-BREF** 178 **(WHOQOL-BREF)**

179 The Chinese version of WHOQOL-BREF [21] was used to assess the quality of  
180 life (QoL). This scale contains 26 items assessing QoL in four domains: physical health,  
181 psychological health, social relations, and the environment with a five-point Likert  
182 scale ranging from 1 to 5. Transformed scores for each domain were from 0 to 100. In  
183 this study, the WHOQOL-BREF scale demonstrated good reliability (Cronbach’s alpha  
184 = 0.91).

### 185 **The Occupational Harmony Questionnaire (OHQ)**

186 The OHQ was designed by the research team based on the MOHar to assess the  
187 objective and subjective aspects of occupational engagement, respectively. The  
188 questionnaire underwent three rounds of revision, including feedback from 10  
189 university students, two occupational therapists, and five university teachers, cognitive  
190 interviewing [22] with two university students, and a pilot study conducted with 36  
191 participants.

192 The objective subscale consists of 17 items to collect the behavior patterns of  
193 occupations across the five dimensions. An example of a question is "What is the  
194 average time you spend studying every day (including attending classes, conducting  
195 research, and internships)?" Participants responded by selecting a time category they  
196 fitted into. The subjective subscale consists of 25 items, assessing self-perceived

197 occupational harmony levels. Participants were asked to respond on a five-point  
198 Likert scale (1 = completely inconsistent, 5 = completely consistent) to statements  
199 like “Generally speaking, I am very satisfied with my current life.” Scores were  
200 summed up and converted to a transformed score ranging from 1 to 100. A higher  
201 score indicated a higher perceived level of occupational harmony. In this study, the  
202 OHQ subjective subscale was found to have good reliability (Cronbach’s alpha =  
203 0.91).

## 204 **Data Analysis**

### 205 **Quantitative analysis**

206 Of the 792 survey responses, 734 participants were included in the quantitative  
207 analysis. The Statistical Package for the Social Sciences (SPSS) (Version 26.0) was  
208 used for data analysis. The normality of the data was analyzed using the Shapiro-Wilk  
209 test. The demographic data were analyzed using descriptive statistics. Criterion validity  
210 of the OHQ subjective subscale was evaluated by the correlation between the level of  
211 occupational harmony and quality of life, using the Pearson correlation coefficient. The  
212 correlation between the level of occupational harmony and mental health was analyzed  
213 using the Spearman correlation coefficient. Comparisons of mental health status among  
214 students with different occupational engagement profiles were analyzed using the  
215 Kruskal-Wallis *H* test. The Bonferroni method was used for post-hoc analysis.  
216 Significance was evaluated at levels of .05.

### 217 **Qualitative analysis**

218 A combination of deductive and inductive approaches was used in analyzing  
219 qualitative data. First, three main themes (i.e., two-sided occupational characteristics,  
220 five-dimensional occupational engagement, and multiple levels of human-environment

221 transactions) and subthemes were developed deductively from the MOHar (See the S1  
222 Table for details). Then, meaningful excerpts from the data were assigned to the  
223 predetermined themes. New codes describing mental health status (e.g., anxious,  
224 stressed, depressive) also emerged from the data. Based on the above analysis, a profile  
225 of each participant's occupational engagement and mental health status was developed  
226 and the relationship between occupational engagement and mental health was further  
227 analyzed using the MOHar. Next, similarities and differences in participants'  
228 occupational engagement and mental health status were identified by comparing all  
229 profiles, generating common occupational factors contributing to mental health  
230 problems. All analyses were conducted by two researchers (YL and RS) with multiple  
231 discussions. The quotes were translated into English using forward translation.

## 232 **Results**

### 233 **Characteristics of Participants**

234 Among the 734 participants, 518 (70.6%) were females and 576 (78.4%) were  
235 aged 19-24 years. Fifteen of them participated in the interviews and a focus group  
236 discussion. Table 1 and Table 2 show participant characteristics in the quantitative and  
237 qualitative phase of this study, respectively. Detailed profiles of 15 participants in the  
238 qualitative study were included in the S2 Table.

239 **Table 1. Participant Characteristics in the Quantitative Study (N=734)**

Characteristics	No. (%)
Gender	
Male	216 (29.4)
Female	518 (70.6)
Age (years)	
≤18	58 (7.9)
19-21	371 (50.5)

22-24	205 (27.9)
25-27	61 (8.3)
≥28	39 (5.3)
Ethnicity	
Han	689 (93.9)
Minorities	45 (6.1)
Types of degree	
Undergraduate	493 (67.2)
Graduate	241 (32.8)
Major	
Medical	223 (30.4)
Non-medical	511 (69.6)
Location of university	
Mainland China	705 (96.0)
Out of China	29 (4.0)
Monthly family income (Yuan)	
<1000	48 (6.5)
1001-3000	231 (31.5)
3001-5000	172 (23.4)
5001-7000	115 (15.7)
7001-10000	79 (10.8)
≥10001	89 (12.1)
Prior mental health issues	
Yes	29 (4.0)
No	705 (96.0)

240

241 **Table 2. Participant Characteristics in the Qualitative Study (N=15)**

Characteristics	Median	Range
Age	21	19-28
OHQ subjective subscale score	70.4	47.2-79.2
Characteristics	No.	Percentage
DASS-21 score		
Positive	5	33.3%

Negative	10	66.7%
Gender		
Male	3	20.0%
Female	12	80.0%
Types of degree		
Undergraduate	10	66.7%
Graduate	5	33.3%
Prior mental health issues		
Yes	2	13.3%
No	13	86.7%

242 OHQ: The Occupational Harmony Questionnaire, DASS-21: The Depression Anxiety  
243 Stress Scale.

244

245

## 246 **Quantitative Results**

### 247 **Occupational Engagement Status**

248 In the OHQ objective subscale, we investigated university students' engagement  
249 in 10 occupations across five dimensions. Fig 1 shows the percentage of participants'  
250 average time-use in five-dimensional occupational engagement. The median score of  
251 the OHQ subjective subscale was 72.8 (IQR 64.0-79.2).

#### 252 **Fig 1. Percentage of Participants' Average Time-Use in Five-Dimensional**

#### 253 **Occupational Engagement (N=734)**

254 <insert Fig 1 here>

### 255 **Occupational Harmony and Quality of Life**

256 The level of occupational harmony demonstrated significant positive correlations  
257 with the four domains of QoL: physical health ( $r=0.618$ ,  $P < .001$ ), psychological  
258 health ( $r=0.668$ ,  $P < .001$ ), social relations ( $r=0.512$ ,  $P < .001$ ), and environment

259 ( $r=0.503, P < .001$ ), showing occupational harmony is positively related to the quality  
260 of life and the OHQ subjective scale has a good criterion validity.

### 261 **Occupational Harmony and Mental Health**

262 Among the 734 participants, 116 (15.8%) had depressive, anxiety, or stress  
263 symptoms. The prevalence rates were 9.4%, 11.8%, and 2.8%, respectively. The level  
264 of occupational harmony showed significant negative correlations with depression  
265 ( $r=-0.628, P < .001$ ), anxiety ( $r=-0.500, P < .001$ ), and stress ( $r=-0.553, P < .001$ ).

266 Table 3 shows the relationships between OHQ subjective subscale scores and DASS-  
267 21 scores.

268 **Table 3. Relationship between OHQ Subjective Subscale Scores and DASS-21**  
269 **Scores (N=734)**

	Depression		Anxiety		Stress	
	r	<i>P</i> value	r	<i>P</i> value	r	<i>P</i> value
Level of occupational harmony	-.628	<.001	-.500	<.001	-.553	<.001
Equilibrium between two-sided occupational characteristics	-.459	<.001	-.395	<.001	-.465	<.001
Physical and mental engagement	-.398	<.001	-.331	<.001	-.397	<.001
Quiet and active engagement	-.404	<.001	-.364	<.001	-.425	<.001
Individual and social engagement	-.410	<.001	-.333	<.001	-.397	<.001
Five-dimensional occupational engagement	-.624	<.001	-.482	<.001	-.525	<.001
<i>De</i> engagement	-.453	<.001	-.351	<.001	-.377	<.001
<i>Zhi</i> engagement	-.435	<.001	-.342	<.001	-.333	<.001
<i>Gong</i> engagement	-.490	<.001	-.367	<.001	-.390	<.001
<i>Ai</i> engagement	-.439	<.001	-.338	<.001	-.359	<.001
<i>Kang</i> engagement	-.599	<.001	-.473	<.001	-.554	<.001
Multiple levels of human-environment transactions	-.516	<.001	-.398	<.001	-.449	<.001
Small-system	-.349	<.001	-.312	<.001	-.339	<.001
Medium-system	-.260	<.001	-.209	<.001	-.213	<.001
Large-system	-.341	<.001	-.239	<.001	-.301	<.001
Chronosystem	-.426	<.001	-.315	<.001	-.331	<.001

270 OHQ: The Occupational Harmony Questionnaire, DASS-21: The Depression Anxiety

271 Stress Scale.

## 272 Occupational Factors Associated with Mental Health Problems

273 Participants who studied less than 2 hours a day, slept less than 6 hours a day,

274 rested less than 40 minutes per week, or had unhealthy eating patterns, demonstrated

275 higher scores for depression, anxiety, and stress than the other groups. Participants

276 who studied or worked more than 10 hours a day had a higher score for anxiety.  
277 Participants who did not participate in any reflective and consulting activities had a  
278 higher score for depression. Participants who exercised over 150 minutes per week  
279 had a lower score for depression. Students spending time on leisure and entertainment  
280 for less than 1 hour had lower scores for depression, anxiety, and stress than the other  
281 groups. Table 4 shows the difference in DASS-21 scores of university students with  
282 different time-use in various occupations.

283 **Table 4. Differences in DASS-21 Scores of University Students with Different**  
284 **Time-Use in Five-Dimensional Occupational Engagement (N=734)**



285

Occupational engagement	Depression subscale score		Anxiety subscale score		Stress subscale score	
	M (P25, P75)	<i>P</i> value	M (P25, P75)	<i>P</i> value	M (P25, P75)	<i>P</i> value
Collective activities ( <i>De</i> engagement)		.154		.749		.145
0 h/d	3.0 (2.0, 7.0)		4.0 (2.0, 6.0)		6.0 (3.0, 9.0)	
<1 h/d	3.0 (1.0, 6.0)		3.0 (2.0, 6.0)		6.0 (3.0, 7.0)	
1-2 h/d	3.0 (1.0, 6.0)		3.0 (2.0, 6.0)		6.0 (3.0, 7.5)	
2-3 h/d	4.0 (3.0, 7.0)		5.0 (2.0, 7.0)		7.0 (3.0, 8.0)	
≥3 h/d	2.0 (0.0, 7.0)		3.0 (1.0, 6.5)		4.0 (0.0, 7.0)	
Reflective and consulting activities ( <i>Zhi</i> engagement)		.002		.650		.260
0 h/d	4.5 (2.0, 7.0)		4.0 (2.0, 6.0)		6.0 (4.0, 8.0)	
<0.5 h/d	3.0 (1.0, 7.0)		3.0 (2.0, 6.0)		6.0 (3.0, 8.0)	
0.5-1 h/d	3.0 (1.0, 6.0)		4.0 (2.0, 6.0)		6.0 (3.0, 7.0)	
1-2 h/d	3.0 (0.0, 4.0)		3.0 (1.0, 5.8)		5.0 (2.0, 8.0)	
≥2 h/d	3.0 (1.0, 7.5)		3.0 (1.0, 7.0)		5.0 (3.0, 8.0)	
Study ( <i>Gong</i> engagement)		<.001		<.001		<.001
<2 h/d	7.0 (2.3, 11.0)		5.5 (3.0, 9.0)		8.0 (5.0, 11.0)	
2-4 h/d	5.0 (1.0, 7.0)		4.0 (2.0, 7.0)		6.0 (2.0, 8.0)	
4-6 h/d	3.0 (1.0, 6.0)		3.0 (2.0, 6.0)		5.0 (3.0, 7.0)	

6-8 h/d	3.0 (1.0, 6.0)		3.0 (2.0, 5.0)		5.0 (3.0, 7.0)	
8-10 h/d	3.0 (1.0, 5.0)		2.0 (1.0, 5.0)		5.0 (2.0, 7.0)	
≥10 h/d	4.0 (2.0, 7.0)		4.0 (3.0, 7.0)		7.0 (4.0, 9.8)	
Work ( <i>Gong</i> engagement)		.814		.049		.317
<2 h/d	3.0 (1.0, 7.0)		3.0 (2.0, 6.0)		6.0 (3.0, 8.0)	
2-4 h/d	3.0 (1.0, 7.0)		4.0 (1.8, 6.0)		6.0 (2.0, 7.0)	
4-6 h/d	4.0 (1.0, 6.0)		4.0 (2.0, 6.0)		5.0 (2.0, 7.8)	
6-8 h/d	3.0 (0.0, 7.0)		3.0 (1.0, 6.0)		6.0 (3.0, 9.0)	
8-10 h/d	3.0 (0.8, 6.0)		2.0 (1.0, 3.3)		4.5 (2.8, 6.3)	
≥10 h/d	3.5 (2.0, 7.0)		5.5 (3.0, 9.0)		7.5 (4.0, 9.8)	
Leisure and entertainment ( <i>Ai</i> engagement)		<.001		.003		.010
0 h/d	5.0 (2.0, 8.0)		4.0 (2.0, 7.0)		7.0 (4.0, 10.0)	
<1 h/d	3.0 (1.0, 5.0)		3.0 (1.0, 5.0)		5.0 (3.0, 7.0)	
1-2 h/d	3.0 (1.0, 6.0)		4.0 (2.0, 6.0)		6.0 (3.0, 7.0)	
2-3 h/d	4.0 (2.0, 7.0)		4.0 (2.0, 6.0)		6.0 (3.0, 8.0)	
3-4 h/d	4.5 (2.0, 8.0)		4.0 (2.0, 7.0)		7.0 (3.0, 8.3)	
≥4 h/d	5.5 (2.0, 9.0)		4.0 (1.0, 6.3)		7.0 (3.0, 10.3)	
Social activities ( <i>Ai</i> engagement)		.404		.126		.351
0 h/d	5.0 (0.0, 7.0)		3.0 (2.0, 6.0)		5.0 (4.0, 8.0)	
<1 h/d	3.0 (1.0, 7.0)		3.0 (1.0, 6.0)		6.0 (3.0, 7.0)	

1-2 h/d	3.0 (1.8, 6.0)		3.0 (2.0, 6.0)		6.0 (3.0, 8.0)
2-3 h/d	4.0 (2.0, 7.0)		4.0 (2.0, 6.0)		7.0 (3.5, 8.0)
3-4 h/d	3.0 (0.0, 7.8)		3.0 (1.0, 7.0)		5.5 (3.0, 8.8)
≥4 h/d	4.0 (3.0, 6.0)		5.0 (3.0, 6.0)		6.0 (3.0, 7.0)
Sleep ( <i>Kang</i> engagement)		.006		<.001	<.001
<6 h/d	6.0 (3.0, 8.0)		6.0 (3.0, 8.0)		7.0 (5.0, 9.0)
6-7 h/d	3.0 (1.0, 6.0)		4.0 (2.0, 6.0)		6.0 (3.0, 8.0)
7-8 h/d	3.0 (1.0, 6.0)		3.0 (1.0, 5.0)		5.0 (3.0, 7.0)
8-9 h/d	3.0 (1.0, 6.0)		3.0 (1.0, 6.0)		5.0 (2.0, 8.0)
≥9 h/d	4.0 (1.5, 9.3)		2.5 (1.0, 8.8)		4.5 (2.8, 12.3)
Rest ( <i>Kang</i> engagement)		<.001		.003	<.001
0-40 min/w	4.0 (2.0, 8.0)		4.0 (2.0, 7.0)		7.0 (4.0, 9.0)
40-100 min/w	3.0 (1.0, 6.0)		4.0 (2.0, 6.0)		6.0 (3.0, 8.0)
100-200 min/w	3.0 (1.0, 6.0)		3.0 (2.0, 5.0)		5.0 (3.0, 7.0)
≥200 min/w	2.0 (1.0, 6.0)		3.0 (1.0, 5.0)		5.0 (2.0, 7.0)
Diet ( <i>Kang</i> engagement)		<.001		<.001	<.001
Regular and healthy	2.0 (0.0, 4.0)		2.0 (1.0, 4.0)		4.0 (2.0, 6.0)
Healthy but irregular	4.0 (2.0, 7.0)		4.0 (2.0, 7.0)		6.0 (3.0, 8.0)
Regular but unhealthy	3.0 (2.0, 7.0)		4.0 (2.0, 6.0)		6.0 (4.0, 8.0)
Irregular and unhealthy	6.0 (3.0, 9.0)		5.0 (3.0, 7.8)		7.0 (5.0, 10.0)
Exercise ( <i>Kang</i> engagement)		.039		.011	.002

0 min/w	4.0 (2.0, 7.0)	4.0 (2.0, 6.0)	6.0 (4.0, 8.0)
0-149 min/w	3.0 (1.0, 6.5)	4.0 (2.0, 6.0)	6.0 (3.0, 8.0)
≥150 min/w	3.0 (0.0, 6.0)	3.0 (1.0, 5.0)	4.0 (2.0, 7.0)

---

286 DASS-21: The Depression Anxiety Stress Scale.

## 287 **Qualitative Findings**

288 Participants' occupational engagement and mental health status were analyzed  
289 according to the MOHar. Three main themes and their subthemes were used to guide  
290 data analysis as follows.

### 291 **Theme 1: Two-Sided Occupational Characteristics and Mental**

#### 292 **Health**

293 The MOHar proposed that equilibria between three pairs of two-sided  
294 occupational characteristics were essential for health and well-being [15]. The state of  
295 equilibrium is determined by the individual's self-perception and favorable time  
296 allocation. In this study, we found that excessive mental and active engagement and  
297 insufficient social engagement were common among university students, which  
298 contributed to mental health problems.

#### 299 **Subtheme 1.1: Disequilibrium Between Mental and Physical Engagement.**

300 Under the influence of COVID-19, excessive screen time and limited physical  
301 exercise caused an imbalance between mental and physical engagement. Three  
302 participants reported they were addicted to the Internet during the home isolation  
303 period, making them "feel guilty about wasting time". Four participants spoke about  
304 "feeling a lack of exercise" due to excessive workload or the home quarantine policy.  
305 For example, participant F stated that "I was reading the literature every day, which  
306 made me become silly... I was afraid that my body could not endure this".

#### 307 **Subtheme 1.2: Disequilibrium Between Active and Quiet Engagement.**

308 Excessive engagement in the study or entertainment and lack of sleep were common  
309 problems identified by the participants. Five participants reported, "staying up late  
310 had become a habit" and "often went to bed at 3-4 AM". Some of them stayed up late

311 to study, which made them feel "irritable", "anxious" and even "despairing". Others  
312 spent the night watching TV shows or reading novels, which made them lack the  
313 energy and motivation to study and work and caused depressive and anxiety  
314 symptoms.

315 **Subtheme 1.3: Disequilibrium Between Individual and Social Engagement.**

316 Due to the COVID-19 protective measures, many participants reported a lack of social  
317 engagement, making them feel "bored", "lonely", and even "annoyed". Six  
318 participants complained about not being able to hang out or travel. For example,  
319 participant B said, "I was annoyed about being confined at home and unable to  
320 participate in other activities and meet other people". Five participants reported  
321 "feeling lonely" as they were very eager to communicate with their peers.

322 **Theme 2: Five-Dimensional Occupational Engagement and**  
323 **Mental Health**

324 In the MOHar, it was asserted that occupational harmony, or a satisfactory life,  
325 was achieved through harmonious engagement in the five dimensions of occupations  
326 [15]. The five dimensions of occupational engagement have mutually enhancing and  
327 restricting relationships. The collective compatibility of the configuration of  
328 occupations is essential for mental health.

329 Among the 15 participants, 12 of them expressed dissatisfaction with their  
330 current life. Three types of common occupational disharmony patterns among  
331 participants were identified as shown in Fig 2.

332 **Fig 2. Typical Occupational Disharmony Patterns of Participants (N=15).** The size  
333 of Taiji diagrams indicates the level of occupational engagement. The Taiji diagram in

334 the middle represents a moderate degree of occupational engagement. A smaller size  
335 indicates insufficient engagement, while a larger size indicates excessive engagement.

336 <insert Fig 2 here>

337 **Subtheme 2.1: Excessive *Gong* Engagement and Insufficient *Kang***  
338 **Engagement.** Five participants demonstrated excessive *Gong* engagement, which  
339 directly restricted their *Kang* engagement (Pattern A in Fig 2). Specifically, these  
340 students were under great pressure to complete their coursework or research projects.  
341 Their daily life was very busy and they often "stayed up late to work on assignments".  
342 They lacked sleep and didn't have enough time for rest and exercise. Under excessive  
343 workload, these students were more likely to feel stressed, irritable, and even despairing.

344 **Subtheme 2.2: Insufficient *Zhi* and *Gong* Engagement.** Five participants  
345 demonstrated insufficient *Zhi* engagement, which also negatively impacted their *Gong*  
346 engagement (Pattern B). The main problem with this group of students was that they  
347 had challenges in their studies that were difficult to solve by themselves. However,  
348 they seldom actively find solutions or consult with others, resulting in poor grades or  
349 slow research progress. The "self-isolated" status along with academic pressure  
350 caused depression, stress, and anxiety symptoms.

351 **Subtheme 2.3: Insufficient *De*, *Zhi*, and *Gong* Engagement.** Two participants  
352 showed insufficient engagement in the *De* engagement, which negatively impacted  
353 their *Zhi* and *Gong* engagement (Pattern C). These students were not clear about their  
354 future goals and plans. They had difficulty with making choices and did not know  
355 where to put effort. They were not able to fully engage in their studies and work and  
356 thus lacked academic achievement, which made them feel confused and anxious about  
357 their future.

358 **Theme 3: Multiple Levels of Human-Environment Transactions**  
359 **and Mental Health**

360 The essence of occupational harmony was proposed to be harmonious human-  
361 environment transactions across multiple levels [15]. Four levels of systems were  
362 analyzed, which were small-system, medium-system, large-system, and  
363 chronosystem.

364 **Subtheme 3.1: Coherence with the Small-System.** As most students stayed at  
365 home during the pandemic, the small system was usually composed of their home and  
366 family members. We found that participants' relationships with family members had a  
367 big impact on their moods. Five participants reported having arguments or conflicts  
368 with their parents, which made them feel displeased. In contrast, three participants had  
369 a more regular and enjoyable life at home than at school because of their good  
370 relationships with their families.

371 **Subtheme 3.2: Coherence with the Medium-System.** For university students,  
372 the medium system mainly involves their schools. During the quarantine period, many  
373 students had to leave their schools and study on online learning platforms at home.  
374 Eight participants reported dissatisfaction with online learning because it was difficult  
375 to concentrate and communicate with teachers and classmates. The lack of a learning  
376 atmosphere made them "lack the motivation to learn and often slack off when taking  
377 online classes". Conversely, eight participants mentioned they felt stressed at school  
378 due to academic pressure.

379 **Subtheme 3.3: Coherence with the Large-System.** Large systems include  
380 societies, countries, and the world. Due to the global pandemic, three participants'  
381 study abroad and exchange plans were disrupted. For example, student I had prepared



382 for studying abroad for a long time, but the outbreak of the pandemic "completely  
383 disrupted the original plan". When she recalled the experience, she said "I was so  
384 devastated...It was extremely hard for me to accept this fact...This was the biggest  
385 impact that the pandemic had on me."

386 **Subtheme 3.4: Coherence with the Chronosystem.** Coherence with the  
387 chronosystem mainly refers to sufficient planning and management of time. Eight  
388 participants reported having no clear goals for life or lacking reasonable planning.  
389 Among them, participants who were graduating but lacked a specific plan were more  
390 stressed. Three participants felt that life was "boring" and "meaningless" and did  
391 nothing every day.

## 392 **Discussion**

393 This study investigated university students' mental health from the perspective of  
394 occupational harmony. The quantitative and qualitative results verified the primary  
395 hypotheses proposed by the MOHar. The results of the correlation analyses showed  
396 that the level of occupational harmony was positively correlated with QoL and  
397 negatively correlated with depression, anxiety, and stress, indicating that occupational  
398 harmony can lead to higher QoL and better mental health.

399 Although mental illness symptoms vary and the influencing factors are complex,  
400 the MOHar provides a theoretical framework to systematically analyze how  
401 occupational engagement impacts mental health. More than identifying the  
402 association relationships, we attempted to explain the causal relationships between  
403 occupational engagement and mental health based on the theoretical propositions of  
404 the MOHar.

405 According to the MOHar, it is believed that maintaining moderate engagement in

406 occupations with different characteristics is essential for health and well-being.  
407 Disequilibrium between the two-sided (*Yin* and *Yang*) characteristics of occupational  
408 engagement or disharmony among the five-dimensional occupational engagement will  
409 lead to mental illness [15]. The integration of quantitative and qualitative results  
410 indicates that students over-, under-, or even un-engaged in particular occupations are  
411 more likely to have mental illness symptoms, whereas moderate engagement is related  
412 to better mental health.

413 In terms of two-sided occupational characteristics, qualitative findings show that  
414 excessive mental engagement (e.g., excessive screen time) and insufficient physical  
415 engagement (e.g., lack of physical exercise), excessive active engagement (e.g.,  
416 excessive study or entertainment) and insufficient quiet engagement (e.g., lack of  
417 sleep or rest), as well as insufficient social engagement (e.g., limited social activities),  
418 are related to mental health problems. There are studies that similarly found that the  
419 absence of physical exercise [23], heavy internet use ( $\geq 5$  h/d) [24], poor sleep [25],  
420 and increased social isolation [26] were associated with stress, anxiety, and depression  
421 symptoms.

422 Regarding the five-dimensional occupational engagement, we found three  
423 common occupational disharmony patterns among university students, which were  
424 also supported by quantitative findings. The first pattern is characterized by excessive  
425 *Gong* engagement and insufficient *Kang* engagement, causing stress and anxiety  
426 symptoms. The Kruskal-Wallis *H* test shows that excessive *Gong* engagement (i.e.,  
427 study more than 10h/d) is related to an increased level of anxiety, while insufficient  
428 *Kang* engagement (i.e., sleep less than 6h/d, rest less than 40min/w, unhealthy eating)  
429 is related to higher levels of depression, anxiety, and stress symptoms. The second  
430 pattern is characterized by insufficient *Zhi* and *Gong* engagement, causing depression,

431 stress, and anxiety symptoms. Quantitative results indicate that insufficient *Zhi*  
432 engagement (i.e., reflective and consulting activities) contributed to a higher level of  
433 depression, and insufficient *Gong* engagement (i.e., studied less than 2h/d) is related  
434 to higher levels of depression, anxiety, and stress symptoms. The third pattern is  
435 characterized by insufficient *De*, *Zhi*, and *Gong* engagement, similar to the second  
436 pattern. Due to the representative activity for *De* engagement (i.e., collective activity)  
437 being different from the activities participants reported in the interview, we are not  
438 able to integrate the quantitative and qualitative findings for this pattern here. Future  
439 studies can further verify the relationship between life-planning activities and mental  
440 health.

441 Part of the above findings are consistent with previous literature. For instance,  
442 scholars found that difficulty with concentrating on academic work (*Gong* dimension)  
443 [26], disruptions to sleep and eating patterns (*Kang* dimension) [26] and lack of  
444 exercise (*Kang* dimension) [23], contributed to the increased levels of stress, anxiety,  
445 and depressive symptoms among students during the COVID-19 pandemic. To our  
446 knowledge, occupations in *De* and *Zhi* dimensions were seldom examined in previous  
447 studies, partially due to differences in cultural values and traditions. Additionally, the  
448 interrelationships among the five dimensions of occupation were revealed in the  
449 qualitative findings. For example, excessive *Gong* engagement can inhibit *Kang*  
450 engagement. Insufficient *De* engagement can lead to insufficient *Zhi* and *Gong*  
451 engagement. Analysis of these interrelationships is important for identifying key  
452 factors and thus informing intervention planning.

453 As Chinese culture is highly collectivist with a strong emphasis on group  
454 belonging and harmony [27], coherence across multiple levels of human-environment  
455 transactions is believed essential for mental well-being. Incoherence with the family

456 (i.e., conflicts with family members), school (i.e., challenges of online learning,  
457 competitive pressure), social systems (i.e., maladaptation to COVID-19 measures),  
458 and the chronosystem (i.e., poor time management) were identified. Previous research  
459 also found that changes in the living environment [26] and poor family relationships  
460 [28] had an adverse effect on mental disorder symptoms. However, a paucity of  
461 studies explored environments from a multi-level lens and investigated how social  
462 systems impact an individual's occupational engagement and mental health. Our  
463 findings reveal the mechanisms of how systems at different levels interact with each  
464 other and have a complex influence on an individual's mental health.

465 It is notable that according to the DASS-21 scores, 84.2% of the participants in  
466 this study were in normal mental health status. However, their OHQ results indicated  
467 that many university students with normal DASS-21 scores still had problems with  
468 occupational engagement. This is also supported by qualitative findings. Among the  
469 15 participants, although the DASS-21 scores of 10 participants were within the  
470 normal range, they still had problems in different aspects of their life, such as study,  
471 career, family, and interpersonal relationships. These results suggest that the MOHar  
472 can provide a more holistic and functional perspective to studying university students'  
473 mental health.

474 Some limitations of this study should be acknowledged. Firstly, the study was  
475 conducted during the COVID-19 pandemic, which may limit the external validity of  
476 the results. Secondly, the survey was based on a convenience sample of university  
477 students with 70% female participants, which might result in selection bias and  
478 limited generalizability. Thirdly, to optimize the trade-off between a large number of  
479 everyday occupations and the limitation of questionnaire length, we selected some  
480 specific activities to represent five-dimensional occupational engagement. As these

481 activities were proposed based on Chinese university students' life experiences and  
482 the study was conducted among Chinese students, the scope of transferability might  
483 be limited. Fourthly, the self-designed OHQ is not a standardized scale and its  
484 psychometric properties should be further tested.

485 Overall, the relationship between occupational harmony and mental health  
486 verified in this study provides a foundation for developing OT interventions. Future  
487 research can focus on developing interventions based on the MOHar to promote  
488 university students' mental health and test the efficacy and effectiveness of the  
489 intervention to bring about desired outcomes and explore the mechanisms that account  
490 for changes. This work, in turn, can lead to further theory development as it brings  
491 together research observations with interpretive reasoning proposed in the MOHar.

## 492 **Conclusion**

493 This study investigated university students' occupational engagement and mental  
494 health through the lens of the Model of Occupational Harmony. The findings  
495 suggested that the level of occupational harmony is positively associated with  
496 university students' mental health. Under the COVID-19 pandemic, the key  
497 occupational factors affecting university students' mental health included excessive  
498 mental engagement and insufficient physical engagement, excessive active  
499 engagement and insufficient quiet engagement, insufficient social engagement,  
500 excessive or insufficient *Gong* (productive) engagement, insufficient *De* (virtuous)  
501 engagement, *Zhi* (rational) engagement, and *Kang* (health maintenance) engagement,  
502 as well as incoherence with the family, school, social systems, and the chronosystem.  
503 Occupational therapy enhancing occupational harmony may be a promising treatment  
504 option to promote university students' mental health. Future studies could explore the

505 efficacy and effectiveness of intervention programs based on the MOHar.

## 506 **References**

- 507 1. Duffy A, Saunders KEA, Malhi GS, Patten S, Cipriani A, McNevin SH, et al.  
508 Mental health care for university students: a way forward? *Lancet Psychiatry*.  
509 2019;6(11):885-887. doi: 10.1016/S2215-0366(19)30275-5.
- 510 2. Bantjes J, Hunt X, Stein DJ. Public Health Approaches to Promoting University  
511 Students' Mental Health: A Global Perspective. *Curr Psychiatry Rep*.  
512 2022;24(12):809-818. doi:10.1007/s11920-022-01387-4
- 513 3. Auerbach RP, Mortier P, Bruffaerts R, Alonso J, Benjet C, Cuijpers P, et al. WHO  
514 World Mental Health Surveys International College Student Project: Prevalence and  
515 distribution of mental disorders. *J Abnorm Psychol*. 2018;127(7):623-638.  
516 doi:10.1037/abn0000362
- 517 4. Guo LP, Li ZH, Chen TL, Liu GH, Fan HY, Yang KH. The prevalence of mental  
518 distress and association with social changes among postgraduate students in China: a  
519 cross-temporal meta-analysis. *Public Health*. 2020;186:178-184.  
520 doi:10.1016/j.puhe.2020.06.014
- 521 5. Wang X, Hegde S, Son C, Keller B, Smith A, Sasangohar F. Investigating Mental  
522 Health of US College Students During the COVID-19 Pandemic: Cross-Sectional  
523 Survey Study. *J Med Internet Res*. 2020;22(9):e22817. Published 2020 Sep 17.  
524 doi:10.2196/22817
- 525 6. World Health Organization. Promoting mental health: Concepts, emerging  
526 evidence, practice (Summary Report). Geneva: World Health Organization;  
527 2004[cited 2024 July 29]. Available from:

528 <https://www.who.int/publications/i/item/9241562943>

529 7. Manwell LA, Barbic SP, Roberts K, Durisko Z, Lee C, Ware E, McKenzie K. What  
530 is mental health? Evidence towards a new definition from a mixed methods  
531 multidisciplinary international survey. *BMJ Open*. 2015;5(6):e007079. doi:  
532 10.1136/bmjopen-2014-007079.

533 8. Frank E, Cassano G, Shear MK, Rotondo A, Dell'Osso L, Mauri M, Maser J, &  
534 Grochocinski V. The spectrum model: A more coherent approach to the complexity of  
535 psychiatric symptomatology. *CNS Spectrums*. 1998;3(4), 23-34.  
536 doi:10.1017/S1092852900005836.

537 9. World Federation of Occupational Therapists. Definition of Occupational Therapy.  
538 2012[cited 2024 July 29]. Available from: [https://wfot.org/resources/definitions-of-](https://wfot.org/resources/definitions-of-occupational-therapy-from-member-organisations)  
539 [occupational-therapy-from-member-organisations](https://wfot.org/resources/definitions-of-occupational-therapy-from-member-organisations)

540 10. American Occupational Therapy Association. Occupational therapy practice  
541 framework: Domain and process (4th ed.). *Am J Occup Ther*. 2020; 74(Suppl. 2),  
542 7412410010. doi:10.5014/ajot.2020.74S2001

543 11. Pekçetin S, Günal A. Effect of Web-Based Time-Use Intervention on Occupational  
544 Balance During the Covid-19 Pandemic. *Can J Occup Ther*. 2021;88(1):83-90.  
545 doi:10.1177/0008417421994967

546 12. Tapia V, Isralowitz EB, Deng K, Nguyen NT, Young M, Como DH, et al.  
547 Exploratory analysis of college students' occupational engagement during COVID-19.  
548 *J Occup Sci*. 2022; 29(4), 545-561. doi:10.1080/14427591.2022.2101021

549 13. Salar S, Pekçetin S, Günal A, Akel, BS. Time-use, occupational balance, and  
550 temporal life satisfaction of university students in Turkey during isolation period of  
551 COVID-19. *J Occup Sci*. 2022; 29(3), 284-294. doi:10.1080/14427591.2022.2031260

- 552 14. Hammell KW. Sacred texts: a sceptical exploration of the assumptions  
553 underpinning theories of occupation. *Can J Occup Ther.* 2009;76(1):6-22.  
554 doi:10.1177/000841740907600105
- 555 15. Liu Y, Zemke R, Liang L, Gray JM. Occupational harmony: Embracing the  
556 complexity of occupational balance. *J Occup Sci.* 2021; 30(2), 145-159.  
557 doi:10.1080/14427591.2021.1881592
- 558 16. Liu Y, Zemke R, Liang L, Gray JM. The Model of Occupational Harmony: A  
559 Chinese perspective on occupational balance. *Ann Int Occup Ther.* 2021; 4(4), e228–  
560 e235. doi:10.3928/24761222-20210601-08
- 561 17. She, Z.-S., & Ni, Z. Renti fuza xitong kexue tansuo [An exploration of the  
562 complex systems science of human body]. Chinese Science Publishing & Media Ltd;  
563 2012.
- 564 18. Creswell JW, Clark VLP. *Designing and conducting mixed methods research* (3rd  
565 ed.). SAGE Publications, Inc; 2018.
- 566 19. Gong X, Xie X, Xu R, Luo Y. Psychometric properties of the Chinese versions of  
567 DASS-21 in Chinese college students. *Chinese Journal of Clinical Psychology.*  
568 2010;18(4), 443–446.
- 569 20. Antony MM, Bieling PJ, Cox BJ, Enns MW, Swinson RP. Psychometric properties  
570 of the 42-item and 21-item versions of the Depression Anxiety Stress Scales in  
571 clinical groups and a community sample. *Psychol Assessment.* 1998;10(2), 176-181.  
572 doi:10.1037/1040-3590.10.2.176
- 573 21. World Health Organization. *The World Health Organization Quality of Life*  
574 *(WHOQOL)-BREF.* Geneva: World Health Organization; 2004 [cited 2024 July 29].  
575 Available from: <https://www.who.int/tools/whoqol/whoqol-bref/docs/default->



- 576 [source/publishing-policies/whoqol-bref/chinese-whoqol-bref](#)
- 577 22. Fowler F. Improving survey questions: Design and evaluation (1st ed.). SAGE  
578 Publications, Inc; 1995.
- 579 23. Khan AH, Sultana MS, Hossain S, Hasan MT, Ahmed HU, Sikder MT. The impact  
580 of COVID-19 pandemic on mental health & wellbeing among home-quarantined  
581 Bangladeshi students: A cross-sectional pilot study. *J Affect Disord.* 2020;277:121-  
582 128. doi:10.1016/j.jad.2020.07.135
- 583 24. Islam MS, Sujan MSH, Tasnim R, Sikder MT, Potenza MN, van Os J.  
584 Psychological responses during the COVID-19 outbreak among university students in  
585 Bangladesh. *PLoS One.* 2020;15(12):e0245083. doi:10.1371/journal.pone.0245083
- 586 25. Cellini N, Canale N, Mioni G, Costa S. Changes in sleep pattern, sense of time  
587 and digital media use during COVID-19 lockdown in Italy. *J Sleep Res.*  
588 2020;29(4):e13074. doi:10.1111/jsr.13074
- 589 26. Son C, Hegde S, Smith A, Wang X, Sasangohar F. Effects of COVID-19 on  
590 college students' mental health in the united states: Interview survey study. *J Med*  
591 *Internet Res.* 2020;22(9):e21279. doi:10.2196/21279
- 592 27. Wei X, Li Q. The Confucian value of harmony and its influence on Chinese social  
593 interaction. *Cross-Cult Commun.* 2013; 9(1), 60-66.  
594 doi:10.3968/j.ccc.1923670020130901.12018
- 595 28. Chen B, Sun J, Feng Y. How Have COVID-19 Isolation Policies Affected Young  
596 People's Mental Health? - Evidence From Chinese College Students. *Front Psychol.*  
597 2020;11:1529. doi:10.3389/fpsyg.2020.01529
- 598

599 **Supporting Information**

600 **S1 Table. Themes and Subthemes Proposed by the Model of Occupational**

601 **Harmony.** The two-sided, five-dimensional, and multi-level characteristics can be used

602 to portray each occupational engagement and are not mutually exclusive. The

603 characteristics are mainly determined by people's motivation of and subjective feelings

604 about their engagement (i.e., characteristics of human consciousness that drive

605 occupational engagement).

606 **S2 Table. Profiles of 15 Participants in the Qualitative Study.** OHQ: The

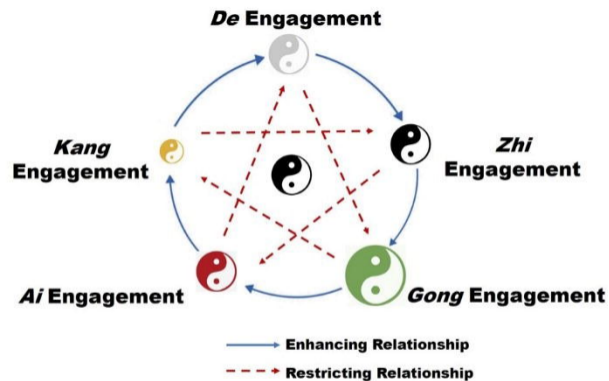
607 Occupational Harmony Questionnaire, DASS-21: The Depression Anxiety Stress

608 Scale. Participant experience content areas. a: Characteristics of occupational

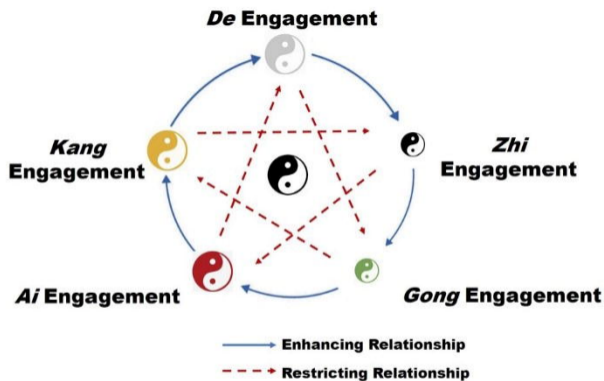
609 engagement; b: Overall statement on mental health. Participants A to K participated in

610 individual interviews. Participants L to O participated in a focus group discussion.

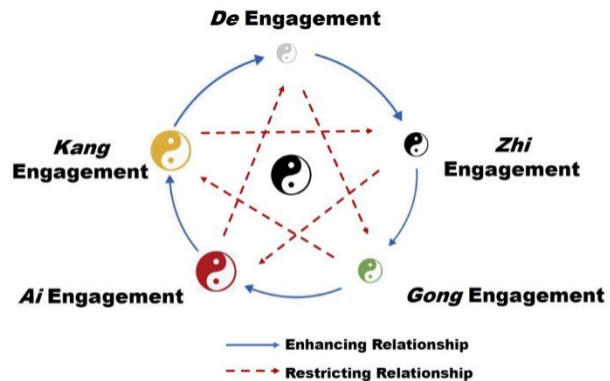




**Occupational Pattern A**



**Occupational Pattern B**



**Occupational Pattern C**