

1 **Training AI to identify diagnostic criteria and treatment methods for advanced and**  
2 **delayed circadian sleep disorders in humans.**

3 Lovemore Kunorozva (PhD),<sup>1,2,3,4</sup> Ebele Okofor (BSc),<sup>1</sup> Jacqueline M Lane (PhD)<sup>1,2,3,4</sup>,

4

5 <sup>1</sup>Brigham and Women's Hospital Division of Sleep and Circadian Disorders 221 Longwood  
6 Avenue, EBRC 101A Boston MA 02115, USA.

7 <sup>2</sup>Broad Institute, Molecular and Population Genetics Program, 415 Main St, Cambridge, MA  
8 02142, USA

9 <sup>3</sup>Center for Genomic Medicine, Massachusetts General Hospital, Boston, MA, USA.

10 <sup>4</sup>Program in Medical and Population Genetics, Broad Institute, Cambridge, MA, USA.

11

12 **Author ORCID iD's**

13 LK - 0000-0003-4262-6696, JL - 0000-0001-6101-2855

14

15 **Corresponding author**

16 Dr Jacqueline Lane. Brigham and Women's Hospital Division of Sleep and Circadian Disorders  
17 221 Longwood Avenue, EBRC 101A Boston MA 02115, USA

18 **Email:** [jlane@bwh.harvard.edu](mailto:jlane@bwh.harvard.edu) Phone: (617) 525-7829

19

20 **Sub-title:** Leveraging Artificial Intelligence to Enhance Diagnosis and Treatment Strategies for  
21 Circadian Rhythm Sleep Disorders.

22

23 All authors declare that they have no financial support or conflicts of interest related to this work.

24 There is no off-label or investigational use of products discussed in the manuscript. The authors

25 confirm that this manuscript does not report on a clinical trial. All authors have reviewed and  
26 approved the final manuscript for submission.

27

28 Number of Tables: 1

29 Number of Figures: 2

30 Abstract Word Count: 249.

31	Manuscript	Word	Count:	5893
----	------------	------	--------	------

1 **Abstract**

2 **Objectives:** The objective of this review was to evaluate the diagnosis and treatment of  
3 advanced and delayed sleep-wake phase disorders (ASWPD, DSWPD), both forms of circadian  
4 rhythm sleep-wake disorders (CRSWDs) using both human reviewers and ChatGTP to  
5 summarize relevant content.

6 **Methods:** PubMed-Medline, EbscoHost, and Web of Science were searched for peer reviewed  
7 articles. Original research articles published in English were searched for full-text studies.  
8 Studies that reported quantitative data on ASWPD and DSWPD diagnosing tools and treatment  
9 options in individuals of all ages were assessed. We assessed ChatGTP 4.0's capacity to  
10 extract and summarize data from these studies and evaluated it alongside human reviewers.

11 **Results:** Our review of 49 articles on CRSWD from the past 20 years found that 91% focused  
12 on DSWPD. The most common diagnostic tools were the MEQ, MCQ, Pittsburgh Sleep Quality  
13 Index, and Epworth Sleepiness Scale, with primary methods including actigraphy and dim-light-  
14 melatonin-onset. Melatonin, often combined with light therapy and CBT, was the predominant  
15 treatment. ChatGPT-4.0 facilitated the review process with about 92% accuracy but required  
16 manual oversight for optimal results.

17 **Conclusions:** Our review identified key diagnostic tools, such as MEQ and MCQ surveys, and  
18 common treatment options for ASWPD and DSWPD, including melatonin, light therapy, and  
19 CBT. The findings underscore the need for comprehensive and individualized treatment  
20 approaches for CRSWDs, with a particular focus on expanding research on ASWPD and  
21 increasing data representation across age groups. While ChatGPT shows potential in  
22 streamlining data extraction for CRSWDs, it still requires human oversight to ensure accuracy.

23  
24 **Key words:** advanced sleep work phase disorder, delayed sleep wake phase disorder,  
25 circadian rhythm sleep wake phase disorder, diagnosis, treatment, ChatGTP.

26

## 27 **Introduction**

28 Circadian rhythm sleep-wake disorder (CRSWD) is a condition that occurs when an individual's  
29 internal sleep-wake schedule (i.e., biological clock) is out of sync with the natural light-dark  
30 cycles.<sup>1,2</sup> This misalignment can occur because of the body's inability to entrain to the 24-hour  
31 light-dark cycle or misalignment between one's internal time and that of the external  
32 environment.<sup>3</sup> CRSWDs often involve difficulty falling asleep, waking up too early or being  
33 unable to fall back to sleep once awake resulting in insomnia-like symptoms or excessive  
34 daytime sleepiness.<sup>2</sup> Individuals who suffer from CRSWDs have shifted physiology and  
35 sleep/wake timing. Thus, CRSWDs can harm mental and physical health, as well as daily  
36 functioning.

37  
38 The etiology of CRSWDs is complex and often involves both genetics and environmental  
39 factors.<sup>4</sup> There are six main types of CRSWDs namely, advanced sleep-wake phase disorder  
40 (ASWPD),<sup>2</sup> delayed sleep-wake phase disorder (DSWPD),<sup>5</sup> irregular sleep-wake type disorder,  
41 non-24-hour sleep-wake disorder<sup>5</sup> which is most often associated with blindness, jet-lag type,  
42 and shift-work disorder. Of these CRSWDs, ASWPD and DSWPD have demonstrated genetic  
43 susceptibility,<sup>6</sup> with DSWPD accounting for most cases (3.3-4.6%)<sup>7</sup> and being common among  
44 adolescents and youth while ASWPD is relatively rare affecting nearly 1% of individuals in  
45 middle to older age groups.

46  
47 Patients with DSWPD tend to fall asleep very late and have delayed wake times compared with  
48 conventional times, which may result in chronic sleep insufficiency and daytime impairment due  
49 to differences between the "timing" of the world and the physiology.<sup>7</sup> In contrast, patients with  
50 ASWPD tend to go to sleep and wake up early, often resulting in conflicts with evening social  
51 activities. In some cases, this syndrome may be caused by an inherited genetic disorder (i.e., it  
52 has a family tendency, FASWPD).<sup>2</sup> Clinical diagnosis of CRSWD involves self-reported and

53 objective methods such as dairies, questionnaires, sleep logs, dim light melatonin onset,<sup>8</sup> and  
54 accelerometry tools such as actigraphy,<sup>9</sup> and occasionally polysomnograms during a clinical  
55 visit.<sup>10</sup> Also, treatment of CRSWD consists of sleep scheduling, behavioral modifications and  
56 education, timed melatonin administration and bright light exposure, and refraining from  
57 stimulating activities before bedtime.<sup>2</sup>

58  
59 To date there is no consensus on the tools to clinically diagnose and treat CRSWD, leading to  
60 more misdiagnosis and treatment heterogeneity of ASWPD and DSWPD. Comparison of tools  
61 and treatment outcomes from individual studies is complicated by the use of inconsistent  
62 diagnostic and treatment criteria and the use of evening and morning chronotypes as proxies for  
63 DSWPD and ASWPD, respectively. The cause of ASWPD and DSWPD is unknown but may be  
64 related to genetics, underlying physical conditions, and a person's behavior. This makes it  
65 difficult to diagnose and treat ASWPD and DSWPD, however, having a universally accepted  
66 approach to diagnosing and treating these CRSWDs would reduce opportunities for  
67 misdiagnosis. Additionally, this would enable a meta-analysis of ASWPD and DSWPD studies  
68 to be performed comparing diagnosis and treatment outcomes.

69  
70 This systematic review aimed to provide comprehensive evidence of the tools used to diagnose  
71 and treat ASWPD and DSWPD. Furthermore, use this evidence to create a comprehensive chat  
72 engine review incorporating information from the various studies into a single tool, which can be  
73 used to improve diagnosis and treatment of ASWPD and DSWPD. This was achieved by using  
74 ChatGPT, a form of generative AI that lets users enter predefined prompts about ASWPD and  
75 DSWPD to receive human-like text, expediting data extraction and summarization. Furthermore,  
76 the dialogue format of ChatGPT makes it possible to test for accuracy, refine prompts and  
77 answer follow-up questions.

78

79 **Methodology**

80

81 **Protocol**

82 A protocol was developed according to guidelines outlined in the 2020 Preferred Reporting  
83 Items for Systematic Reviews and Meta-Analyses (PRISMA) statement.<sup>11</sup> The research protocol  
84 was prospectively registered with the international Prospective Register Of Systematic Reviews  
85 (PROSPERO) in 2020 under registration number CRD566998. The PRISMA checklist is  
86 presented in the online supplemental file S1.

87

88 **Study selection and eligibility criteria**

89 Eligibility criteria were established and agreed upon by all authors based on the concepts of  
90 population intervention and outcome. Studies that met the following criteria were considered  
91 eligible for inclusion in this systematic review:

- 92 1. Participants, male and female, clinically and self-reported to suffer from ASWPD and  
93 DSWPD.
- 94 2. All age groups, from children to older adults
- 95 3. Self-reported or clinically diagnosed ASWPD and/or DSWPD.
- 96 4. Treatment and/or behavioral therapies for individuals with ASWPD and/or DSWPD.
- 97 5. Before the search strategy implementation, it was agreed by all authors (LK, JL, EA) that  
98 journal articles with full-text original prospective and/or retrospective studies published in  
99 English would be included.

100 Exclusion criteria were set as studies:

- 101 1. Conducted with a heterogeneous sample (i.e., a mixed sample of ASWPD, DSWPD, and  
102 other sleep disorders) without reporting individual group findings separately.
- 103 2. Available as an abstract only (i.e., conference presentations), qualitative, discussion  
104 paper, commentary, or literature review.

105 3. Not available in English.

### 106 **Search strategy.**

107 Researchers systematically searched three electronic databases: PubMed-Medline, EBSCOhost  
108 and Web of Science. Medical subject heading (MeSH) terms included: sleep-wake schedule  
109 disorder\* OR sleep-wake schedule disorder\* OR sleep-wake cycle disorder\* OR Sleep-wake  
110 cycle disorder\* OR circadian rhythm sleep disorder\* OR advanced sleep phase syndrome\* OR  
111 advanced sleep-phase syndrome\* OR advanced sleep-wake phase disorder\* OR delayed sleep  
112 phase syndrome\* OR delayed sleep-wake phase disorder\* OR delayed sleep-phase syndrome\*  
113 OR familial advanced sleep-wake phase disorder\* AND Diagnos\* OR Examination\* OR  
114 assessment\* OR sign\* OR treatment\* AND Human AND relevant exclusions (see  
115 Supplementary File S2). A secondary search of the reference lists of included articles and hand  
116 searching in Google Scholar were performed. Further articles the authors were aware of relating  
117 to the topic were added to the search results. Duplicate articles were removed from the  
118 combined searches. Article screening and selection utilized the online tool CADIMA.<sup>12</sup>

119 *“Insert Figure 1 here”*

120 Two reviewers screened the articles independently (LK, EA). Full texts of articles were retrieved,  
121 and a second independent screening was undertaken by the same two reviewers. Any conflicts  
122 were resolved through discussion and consensus between reviewers. A third reviewer (JL)  
123 served as the tie-breaking vote.

124

### 125 **Data extraction**

126 To implement artificial intelligence for data extraction and summarization, ChatGPT was tested  
127 for accuracy and to refine the prompts. To accomplish this, data from two publications was  
128 manually extracted. A list of prompts was generated to extract data using ChatGPT from the test

129 publications. Each publication was entered into ChatGTP and a list of prompts was used to  
130 extract data testing for accuracy. Prompts were then iteratively revised until ChatGTP data  
131 extraction prompts and accuracy had been improved. Following this process, data from the  
132 remaining 47 articles was extracted. Extracted data included: participant details (number, age,  
133 gender), study design, sample size, diagnosis (ASWPD or DSWPD), treatment or intervention,  
134 population group (children: 0-12 years old, youth/adolescent: 13-17 years old, or adult: 18-100  
135 years old), and diagnosis tool (polysomnography, actigraphy or sleep log or combination  
136 thereof).

137

### 138 **Quality Assessment and risk of bias**

139 Studies were reviewed for the quality assessment and risk of bias using a modified Downs and  
140 Black tool<sup>13</sup> (see Supplementary S3). This was done by three reviewers (LK, EO, JL)  
141 independently scoring the articles and then discussing differences to reach an agreed final  
142 score for each article. The same reviewers determined the level of evidence using the Oxford  
143 Centre for Evidence-Based Medicine (OCEBM, 2009).<sup>14</sup> The articles fell into two main  
144 categories: Observational studies of the diagnoses of ASWPD or DSWPD; or Interventional  
145 studies where the treatment outcome was determined in response to the intervention, with or  
146 without control groups. The OCEBM level of evidence was graded using the criteria for a  
147 Symptom Prevalence Study for the observational studies based on the degree of follow up for  
148 prospective studies as level 1b for good follow-up and level 3b for non-consecutive cohort  
149 studies, and level 2b for retrospective studies. The intervention studies were graded using the  
150 Therapy/Prevention studies criteria of level 1b for randomized control trials (RCTs) with narrow  
151 confidence intervals and level 2b for the non-RCT studies.

152

### 153 **Results**

#### 154 **Literature search**



155 A total of 1770 studies were identified in the core collection databases and additional sources  
156 for screening, after duplicates were removed. Figure 1 (PRISMA flow diagram) summarizes the  
157 study selection process and reasons for excluding studies. The full texts of 121 articles were  
158 assessed for eligibility, 72 were excluded and 49 were included.

159

### 160 *Quality assessment*

161 The quality assessment of the 49 studies using the modified Downs and Black score<sup>13</sup> is shown  
162 in Supplementary File S3. The quality assessment showed that two studies<sup>15,16</sup> (4%) was scored  
163 as fair (score 6-8), nine studies<sup>17-23</sup> (18%) were scored 'good' (score 9-10), 39 studies (78%)  
164 were scored 'excellent' (score 11-13). Using the OCEBM scale for observational studies,<sup>14</sup> 22  
165 studies (44.9 %) were rated as 1b level of evidence, 7 studies<sup>7,24-29</sup> (14.3 %) were rated as 2b  
166 level of evidence, and 20 studies (40.8 %) were rated as 3b level of evidence (Supplementary  
167 File S3). There were only nine interventional studies included (18.4 %) of which five were RCTs  
168 with narrow confidence intervals<sup>16,25,30-34</sup> rated as level 1b and the other four studies were non-  
169 RCT<sup>24,25,29</sup> rated as level 2b.

170

### 171 *Characteristics of included studies*

172 The characteristics of the 49 studies are presented in Table 1. The age range of participants  
173 included in this review was 7 to 65 years. The 49 studies had a total of 81,119 participants  
174 (range: 3 to 50,054), including 32,575 (40.16%) males, 48,509 (59.8%) females, and 35 (0.04%)  
175 unspecified sex. Studies were conducted across 10 different countries and four different  
176 continents. Fifty percent of the studies in this review were conducted in Australia (N=12) and  
177 Japan (N=12). Eighteen studies (37%) had a focus on diagnoses only, 17 studies (35%)  
178 focused on treatment only, and 14 studies (29%) focused on both diagnoses and treatment.

179

## 180 **Diagnosis of ASWPD and DSWPD**

181 Of the 49 studies, two studies (4.1%) investigated ASWPD, two studies (4.1%) investigated both  
182 ASWPD and DSWPD<sup>35</sup> and 45 studies (91.2%) investigated DSWPD (Figure 1A). Thirty-three  
183 studies focused on the diagnosis of individuals with ASWPD/DSWPD. Of the 33 studies (Figure  
184 1D), nine studies (26.4%) used a combination of actigraphy, DLMO and validated surveys  
185 reviewed by a clinician, eight studies (23.5%) used a combination of DLMO, actigraphy and  
186 sleep logs or diaries, seven studies (20.6%) used sleep logs or validated questionnaires, four  
187 studies (11.8%) used sleep logs and validated questionnaires reviewed by a clinician, three  
188 studies (8.8%) used a combination of PSG, DLMO, actigraphy, sleep logs and validated  
189 surveys, with one of these studies reviewed by a clinician. Lastly, in two studies (5.9%)  
190 participants were diagnosed using PSG<sup>26,36</sup> only and in one study (2.9%)<sup>35</sup> participants were  
191 diagnosed based on self-reporting only (Figure 1D).

192  
193 Of the validated questionnaires used the Morningness-Eveningness Questionnaire and Munich  
194 Chronotype Questionnaire (n=20, 35.7%), Pittsburgh Sleep Quality Index (n=10, 17.9%) and the  
195 Epworth Sleepiness Scale (n=9, 16.1%) were the most frequently used (Figure 1C). The least  
196 used questionnaire included Karolinska<sup>29,33,37</sup> (n=3, 5.4%) Insomnia Severity Index<sup>30,38</sup> (n=2,  
197 3.6%), DSWPD-STQ<sup>22,24,39</sup> (n=3, 5.4%), Hospital Depression and Anxiety Scale<sup>33,38</sup> (n=2, 3.6%)  
198 and the Depression, Anxiety and Stress Scale<sup>39,40</sup> (n=2, 3.6%, Figure 1C)

199

## 200 **Treatment options for ASWPD and DSWPD.**

201 Of the 49 studies, 17 studies (34.7%) investigated treatment options for individuals with  
202 ASWPD/DSWPD. The treatment options are presented in Figure 1B. Melatonin (n=14, 37.8%),  
203 light therapy (n=11, 29.7%), and Cognitive and behavioral therapy (CBT, n=8, 21.6%) were the  
204 most used treatment options. More specifically, six studies (35.3%) used melatonin only, three  
205 studies (17.6%) used a combination of melatonin, light therapy, and CBT, two studies (11.8%)

206 used melatonin, chrono- and light therapy, one study (5.9%) used melatonin and light therapy,  
207 three studies (17.6%) used CBT and light therapy, with the remaining two studies using  
208 ramelteon<sup>15</sup> (5.9%) and CBT (5.9%) only (Figure 1B).

209 *“Insert Figure 2 here”*

210

### 211 **CHATGTP and CRSWD data extraction**

212 The initial data extraction from a subset of articles (n=4) achieved an accuracy and relevance  
213 rate of 80%. This prompted revisions to refine the extraction criteria, which subsequently  
214 enhanced the precision and relevance of the extracted information. By optimizing the extraction  
215 parameters, we reduced irrelevant wording and increased the specificity of the queries, ensuring  
216 a closer match to the original article. Following these refinements, blind extraction conducted  
217 independently by two reviewers showed consistent reproducibility across all four studies during  
218 the second stage of review. The accuracy of the extracted data, including critical details such as  
219 study population demographics (age and gender), was meticulously verified against the original  
220 articles. This verification process confirmed a 92% accuracy rate in the extracted data, ensuring  
221 both completeness and reliability. Standardized extraction parameters proved effective across a  
222 diverse range of studies, facilitating consistency in data extraction. This standardization enabled  
223 automation of the 49 studies, significantly expediting the data extraction process and enhancing  
224 overall efficiency.

225

### 226 **Discussion**

227 This systematic review aimed to summarize the diagnostic themes and treatment options for  
228 ASWPD and DSWPD as reported in the literature, to assess consistency and inform future  
229 research. Additionally, we evaluated ChatGTP's effectiveness in expediting data extraction and  
230 summarization process for CRSWD from studies. Specifically, it sought to present a

231 comprehensive overview of the current evidence regarding the diagnosis and treatment of  
232 ASWPD and DSWPD across diverse populations and age groups. DSWPD emerged as the  
233 most frequently reported CRSWD in both diagnostic and treatment contexts, with only two  
234 studies<sup>9,35</sup> addressing ASWPD diagnoses and treatment. The discussion within this systematic  
235 review centers on three key areas of interest: 1) diagnostic strategies; 2) treatment modalities  
236 available for individuals affected by both ASWPD and DSWPD and 3) an evaluation of  
237 ChatGPT's capability to expedite and accurately summarize study criteria.

238

### 239 **Diagnostic approaches for ASWPD and DSWPD**

240 Forty-five of the reviewed studies focused on DSWPD, while two addressed ASWPD,<sup>9,41</sup> and an  
241 additional two studies<sup>35</sup> covered both ASWPD and DSWPD. The findings from this review  
242 revealed a notably higher prevalence of DSWPD compared to ASWPD within the studied  
243 population, aligning with existing research indicating that DSWPD is more prevalent.<sup>7,38,42</sup> This  
244 observation is likely due to most participants being adolescents and young adults (16-35 years  
245 old), who have shown a prevalence of mostly environmentally induced DSWPD ranging from  
246 3.3% to 4.6%.<sup>42</sup> Young adults and adolescents deal with various social and lifestyle pressures,  
247 such as academic demands and extracurricular activities and have relatively loose social  
248 constraints, which frequently disrupt their sleep patterns. Factors like increased electronic  
249 device usage, irregular sleep schedules, and late-night engagements such as studying or  
250 socializing further contribute to delays in sleep onset.

251

252 Moreover, during adolescence and early adulthood, a delay in circadian phase preference,  
253 influenced in part by genetic factors, has been identified.<sup>42</sup> This delay leads to sleep onset  
254 insomnia, difficulty waking up at the desired time, and associated daytime dysfunction.  
255 Additionally, heightened exposure to light in the evening can suppress melatonin production,  
256 further delaying sleep onset. Consequently, a combination of biological, social, and

257 environmental factors renders adolescents and young adults particularly susceptible to  
258 experiencing DSWPD. Understanding these multifaceted influences is crucial for developing  
259 tailored prevention and management strategies for this population group.

260

261 Of the 49 studies included in this review, 33 studies centered on diagnosing individuals with  
262 ASWPD/DSWPD utilized a combination of actigraphy, sleep logs or diaries, DLMO, and  
263 validated surveys reviewed by a clinician. These diagnosing approaches offer a comprehensive  
264 assessment of various aspects related to circadian rhythm and sleep patterns. For example,  
265 DLMO provides a direct measure of an individual's circadian phase, while actigraphy allows for  
266 objective monitoring of sleep-wake patterns over an extended period. Sleep logs or diaries  
267 provide subjective data on sleep habits and quality, complementing the objective measures  
268 obtained from DLMO and actigraphy. Utilization of these approaches seeks to balance patient  
269 and clinician burden and cost.

270

271 The literature on the diagnosis and treatment of CRSWDs generally aligns with the DSM  
272 diagnostic criteria in recognizing the importance of assessing sleep patterns, circadian rhythms,  
273 and the impact on daily functioning. Both sources emphasize the necessity of a thorough clinical  
274 evaluation, including sleep history and objective sleep measurements. However, the literature  
275 often highlights a broader range of treatment options, including chronotherapy<sup>32</sup> and light  
276 therapy,<sup>20,37</sup> which are not prominently featured in the DSM guidelines. Additionally, the  
277 literature underscores the role of genetic factors more explicitly than the DSM, indicating a  
278 potential area for further integration. Moving forward, establishing a consensus between the  
279 diagnostic criteria and treatment options outlined in the literature and those highlighted in the  
280 DSM is essential to enhance the well-being of individuals suffering from CRSWDs.

281

282 The Morningness-Eveningness Questionnaire<sup>43</sup> and Munich Chronotype Questionnaires, along  
283 with the Pittsburgh Sleep Quality Index<sup>44</sup> and the Epworth Sleepiness Scale,<sup>45</sup> were the most  
284 frequently utilized questionnaires in diagnosing ASWPD and DSWPD. Conversely, the  
285 Depression Anxiety Stress Scales,<sup>46</sup> Hypersomnia Diagnostic Assessment Scale, Insomnia  
286 Severity Index, Karolinska Sleepiness Scale, and DSWPD Sleep Timing Questionnaire were  
287 less commonly employed. Depression Anxiety Stress Scales, Hypersomnia Diagnostic  
288 Assessment Scale, Insomnia Severity Index, Karolinska Sleepiness Scale, and DSWPD Sleep  
289 Timing Questionnaire are not frequently used in the diagnosis of CRSWDs because they  
290 primarily assess other aspects of sleep such as depression, anxiety, stress, hypersomnia,  
291 insomnia severity, and sleepiness levels rather than directly evaluating circadian rhythm  
292 disturbances.

293  
294 The former set of tools, including the MEQ, ESS, PSQI, and MCQ, are favored for their ability to  
295 comprehensively assess an individual's circadian rhythm and sleep patterns, essential in  
296 determining the severity of ASWPD and DSWPD. Finally, having these assessments reviewed  
297 by a clinician ensures thorough interpretation and integration of the data, leading to a more  
298 accurate diagnosis and personalized treatment approach tailored to the individual's needs.

299  
300 **Treatment options for ASWPD and DSWPD.**

301 Seventeen studies investigated treatment options for individuals with ASWPD/DSWPD. The  
302 significant proportion of studies investigating treatment options for individuals with ASWPD and  
303 DSWPD highlights the growing interest in developing effective interventions to manage these  
304 CRSWD. Among the various treatment modalities explored, melatonin emerged as the most  
305 frequently utilized option, reflecting its role in regulating the sleep-wake cycle and its efficacy in  
306 addressing circadian rhythm disruptions. Moreover, the substantial utilization of light therapy

307 underscores its importance in synchronizing the circadian rhythm with the external light-dark  
308 cycle, particularly beneficial for individuals experiencing delayed sleep-wake phase. Light  
309 therapy<sup>47</sup> offers a non-pharmacological approach to resetting the circadian clock and promoting  
310 earlier sleep onset and wake-up times. CBT<sup>16</sup> also garnered attention as a treatment option,  
311 highlighting the recognition of the psychological and behavioral factors that influence sleep  
312 patterns. CBT interventions aim to address maladaptive sleep behaviors and thought patterns,  
313 promoting healthy sleep habits and enhancing overall sleep quality.

314 The combination of melatonin, light therapy, and CBT in some studies reflects the adoption of a  
315 multi-modal approach to treatment, leveraging the synergistic effects of these interventions to  
316 address various aspects of circadian-aligned ASWPD and DSWPD disturbances. Additionally,  
317 using other pharmacological agents such as ramelteon underscores the ongoing exploration of  
318 novel treatment options for ASWPD and DSWPD and the need for further pharmaceuticals  
319 aimed at treatment of circadian disruption. Overall, the diverse array of treatment modalities  
320 investigated underscores the complexity of CRSWD and the need for individualized approaches  
321 to management. Further research is warranted to elucidate the comparative efficacy and long-  
322 term outcomes of these interventions, ultimately improving the quality of care for individuals  
323 affected by ASWPD and DSWPD.

324 The ChatGTP findings highlight the effectiveness of refining data extraction criteria, resulting in  
325 a significant increase in accuracy and relevance of the extracted data, with accuracy improving  
326 from 80% to over 90%. The use of standardized extraction parameters not only ensured  
327 consistency across various studies but also allowed for successful automation of the extraction  
328 process, thereby enhancing efficiency. The reproducibility of data extracted by independent  
329 reviewers further validated the robustness of the revised extraction methodology. Thus, using AI  
330 for performing literature reviews in the CRSWD space significantly enhances efficiency,

331 comprehensiveness, and accuracy. It can swiftly scan and analyze extensive literature,  
332 automating searches across various articles, which greatly reduces the time required for  
333 traditional reviews. It integrates both structured (Text) and unstructured (Tables and Figures)  
334 data, ensuring a comprehensive review that incorporates multiple data streams

335  
336 By applying consistent criteria for evaluating literature, ChatGPT minimizes human errors and  
337 biases, leading to more reliable and accurate systematic reviews. Its customizable searches  
338 and ability to handle large data volumes make it ideal for extensive reviews. Moreover,  
339 ChatGPT's cost-effectiveness and scalability save resources, making the literature review  
340 process in the CRSWD space more accessible and efficient for researchers, ultimately leading  
341 to higher-quality research outcomes.

342

### 343 **Limitations**

344 The lack of demographic data concerning race, ethnicity, and income levels in some reviewed  
345 studies poses a limitation to the generalizability of these findings. The gender bias and  
346 predominant focus on adults in the reviewed literature may inadvertently neglect the specific  
347 needs of other demographic groups. Furthermore, the reliance on self-reported surveys in  
348 certain studies introduces the potential for bias in diagnosis. These factors underscore the  
349 importance of considering diverse demographic factors and employing objective assessment  
350 methods to ensure the comprehensive understanding and accurate diagnosis of circadian  
351 rhythm sleep disorders. A limitation of these findings is that the reliance on automated data  
352 extraction and standardized parameters may overlook context-specific nuances, potentially  
353 leading to missed or misinterpreted information that requires manual review to fully capture.  
354 This review assessed only diagnostic and treatment options published in English.

355



356 We may have excluded some studies which did not meet strict inclusion criteria, potentially  
357 omitting important evidence. based on our inclusion criteria. We faced challenges in combining  
358 data from different studies due to differences in study design or measurement tools. Challenges  
359 were also encountered in combining data from different studies due to variations in study design  
360 and measurement tools, which prohibited our ability to conduct a meaningful meta-analysis or  
361 draw cohesive conclusions on treatment and diagnostic criteria. The reviewed studies may not  
362 be generalizable to other populations or settings, such as those in Africa and developing  
363 countries, where no studies on CRSWD were found. Consequently, the review findings might be  
364 limited primarily to individuals of European descent.

365

## 366 **Conclusion**

367 This systematic review comprehensively summarized and identified various diagnostic criteria  
368 and treatment options currently employed in different clinical and study settings. Additionally, it  
369 evaluated ChatGTP's effectiveness in data extraction and summarization for ASWPD and  
370 DSWPD. DSWPD emerged as the predominant focus for many studies, reflecting its higher  
371 prevalence compared to ASWPD. Diagnostic strategies primarily involved a combination of  
372 objective measures such as actigraphy and DLMO, complemented by subjective assessments  
373 like validated questionnaires.

374

375 Treatment modalities predominantly included melatonin, light therapy, and CBT, with some  
376 studies exploring multi-modal approaches. These findings underscore the complexity of  
377 CRSWDs and the need for individualized, multi-faceted treatment approaches to effectively  
378 manage ASWPD and DSWPD. It also highlights the need to establish a consensus between the  
379 diagnostic criteria and treatment options outlined in the literature and those highlighted in the  
380 DSM to enhance the well-being of individuals suffering from CRSWDs. Further research is  
381 warranted to refine diagnostic techniques and explore additional therapeutic interventions to

382 improve outcomes for affected individuals. Lastly, while ChatGPT is an effective tool for  
383 expediting data extraction and summarization, human oversight is necessary to ensure  
384 improved accuracy and relevance.

## 385 **References**

- 386 1. Abbott, S. M., Malkani, R. G. & Zee, P. C. Circadian disruption and human health: A  
387 bidirectional relationship. *Eur. J. Neurosci.* **51**, 567–583 (2020).
- 388 2. Auger, R. R. *et al.* Clinical Practice Guideline for the Treatment of Intrinsic Circadian  
389 Rhythm Sleep-Wake Disorders: Advanced Sleep-Wake Phase Disorder (ASWPD), Delayed  
390 Sleep-Wake Phase Disorder (DSWPD), Non-24-Hour Sleep-Wake Rhythm Disorder  
391 (N24SWD), and Irregular Sleep-Wake Rhythm Disorder (ISWRD). An Update for 2015: An  
392 American Academy of Sleep Medicine Clinical Practice Guideline. *J. Clin. Sleep Med.* **11**,  
393 1199–1236 (2015).
- 394 3. Mistlberger, R. E. & Skene, D. J. Nonphotic entrainment in humans? *J. Biol. Rhythms* **20**,  
395 339–352 (2005).
- 396 4. Ashbrook, L. H., Krystal, A. D., Fu, Y.-H. & Ptáček, L. J. Genetics of the human circadian  
397 clock and sleep homeostat. *Neuropsychopharmacology* **45**, 45–54 (2020).
- 398 5. Abbott, S. M., Choi, J., Wilson, J. & Zee, P. C. Melanopsin-dependent phototransduction is  
399 impaired in delayed sleep–wake phase disorder and sighted non–24-hour sleep–wake  
400 rhythm disorder. *Sleep* **44**, zsaa184 (2021).
- 401 6. Liu, W. Mini-review: Genetics of common types of sleep disorders. in 020015 (Chongqing  
402 City, China, 2019). doi:10.1063/1.5085528.
- 403 7. Sivertsen, B., Harvey, A. G., Gradisar, M., Pallesen, S. & Hysing, M. Delayed sleep–wake  
404 phase disorder in young adults: prevalence and correlates from a national survey of  
405 Norwegian university students. *Sleep Med.* **77**, 184–191 (2021).

- 406 8. Keijzer, H., Spruyt, K., Smits, M. G., de Geest, A. & Curfs, L. M. G. Can dim light melatonin  
407 onset be predicted by the timing of sleep in patients with possible circadian sleep-wake  
408 rhythm disorders? *Biol. Rhythm Res.* **48**, 557–566 (2017).
- 409 9. Björkqvist, J. *et al.* Advanced sleep–wake rhythm in adults born prematurely: confirmation  
410 by actigraphy-based assessment in the Helsinki Study of Very Low Birth Weight Adults.  
411 *Sleep Med.* **15**, 1101–1106 (2014).
- 412 10. Roh, H. W. *et al.* Associations of actigraphy derived rest activity patterns and circadian  
413 phase with clinical symptoms and polysomnographic parameters in chronic insomnia  
414 disorders. *Sci. Rep.* **12**, 4895 (2022).
- 415 11. Liberati, A. *et al.* The PRISMA statement for reporting systematic reviews and meta-  
416 analyses of studies that evaluate health care interventions: explanation and elaboration. *J.*  
417 *Clin. Epidemiol.* **62**, e1–e34 (2009).
- 418 12. Kohl, C. *et al.* Online tools supporting the conduct and reporting of systematic reviews and  
419 systematic maps: a case study on CADIMA and review of existing tools. *Environ. Evid.* **7**, 8  
420 (2018).
- 421 13. Downs, S. H. & Black, N. The feasibility of creating a checklist for the assessment of the  
422 methodological quality both of randomised and non-randomised studies of health care  
423 interventions. *J. Epidemiol. Community Health* **52**, 377–384 (1998).
- 424 14. The 2011 Oxford CEBM Levels of Evidence: Introductory Document. 1–3 (2011).
- 425 15. Izuhara, M., Kawano, K., Otsuki, K., Hashioka, S. & Inagaki, M. Prompt improvement of  
426 difficulty with sleep initiation and waking up in the morning and daytime somnolence by  
427 combination therapy of suvorexant and ramelteon in delayed sleep-wake phase disorder: a  
428 case series of three patients. *Sleep Med.* **80**, 100–104 (2021).
- 429 16. Jansson-Fröjmark, M., Danielsson, K., Markström, A. & Broman, J.-E. Developing a  
430 cognitive behavioral therapy manual for delayed sleep–wake phase disorder. *Cogn. Behav.*  
431 *Ther.* **45**, 518–532 (2016).

- 432 17. Burgess, H. J., Park, M., Wyatt, J. K. & Fogg, L. F. Home dim light melatonin onsets with  
433 measures of compliance in delayed sleep phase disorder. *J. Sleep Res.* **25**, 314–317  
434 (2016).
- 435 18. Carriere, C., Coste, O., Meiffred-Drouet, M., Barat, P. & Thibault, H. Sleep disorders in  
436 obese children are not limited to obstructive sleep apnoea syndrome. *Acta Paediatr.* **107**,  
437 658–665 (2018).
- 438 19. Ebisawa, T. *et al.* Association of structural polymorphisms in the human *period3* gene with  
439 delayed sleep phase syndrome. *EMBO Rep.* **2**, 342–346 (2001).
- 440 20. Joo, E. Y. *et al.* Timing of light exposure and activity in adults with delayed sleep-wake  
441 phase disorder. *Sleep Med.* **32**, 259–265 (2017).
- 442 21. Lovato, N., Gradisar, M., Short, M., Dohnt, H. & Micic, G. Delayed Sleep Phase Disorder in  
443 an Australian School-Based Sample of Adolescents. *J. Clin. Sleep Med.* **09**, 939–944  
444 (2013).
- 445 22. Micic, G. *et al.* The endogenous circadian temperature period length ( $\tau$ ) in delayed sleep  
446 phase disorder compared to good sleepers. *J. Sleep Res.* **22**, 617–624 (2013).
- 447 23. Schubert, J. R. & Coles, M. E. Obsessive-Compulsive Symptoms and Characteristics in  
448 Individuals With Delayed Sleep Phase Disorder. *J. Nerv. Ment. Dis.* **201**, 877–884 (2013).
- 449 24. Micic, G. *et al.* Readiness to change and commitment as predictors of therapy compliance in  
450 adolescents with Delayed Sleep-Wake Phase Disorder. *Sleep Med.* **55**, 48–55 (2019).
- 451 25. Richardson, C. *et al.* Cognitive performance in adolescents with Delayed Sleep-Wake  
452 Phase Disorder: Treatment effects and a comparison with good sleepers. *J. Adolesc.* **65**,  
453 72–84 (2018).
- 454 26. Rubens, S. L., Patrick, K. E., Williamson, A. A., Moore, M. & Mindell, J. A. Individual and  
455 socio-demographic factors related to presenting problem and diagnostic impressions at a  
456 pediatric sleep clinic. *Sleep Med.* **25**, 67–72 (2016).

- 457 27. Sivertsen, B., Harvey, A. G., Pallesen, S. & Hysing, M. Mental health problems in  
458 adolescents with delayed sleep phase: results from a large population-based study in N  
459 orway. *J. Sleep Res.* **24**, 11–18 (2015).
- 460 28. Sivertsen, B. *et al.* Delayed sleep phase syndrome in adolescents: prevalence and  
461 correlates in a large population based study. *BMC Public Health* **13**, 1163 (2013).
- 462 29. Solheim, B. *et al.* Sleep structure and awakening threshold in delayed sleep-wake phase  
463 disorder patients compared to healthy sleepers. *Sleep Med.* **46**, 61–68 (2018).
- 464 30. Sletten, T. L. *et al.* Efficacy of melatonin with behavioural sleep-wake scheduling for delayed  
465 sleep-wake phase disorder: A double-blind, randomised clinical trial. *PLOS Med.* **15**,  
466 e1002587 (2018).
- 467 31. Takaesu, Y. *et al.* Circadian rhythm sleep-wake disorders as predictors for bipolar disorder  
468 in patients with remitted mood disorders. *J. Affect. Disord.* **220**, 57–61 (2017).
- 469 32. Van Andel, E., Bijlenga, D., Vogel, S. W. N., Beekman, A. T. F. & Kooij, J. J. S. Effects of  
470 chronotherapy on circadian rhythm and ADHD symptoms in adults with attention-  
471 deficit/hyperactivity disorder and delayed sleep phase syndrome: a randomized clinical trial.  
472 *Chronobiol. Int.* **38**, 260–269 (2021).
- 473 33. Wilhelmsen-Langeland, A. *et al.* The Personality Profile of Young Adults With Delayed  
474 Sleep Phase Disorder. *Behav. Sleep. Med.* **12**, 481–492 (2014).
- 475 34. Saxvig, I. W., Pallesen, S., Wilhelmsen-Langeland, A., Molde, H. & Bjorvatn, B. Prevalence  
476 and correlates of delayed sleep phase in high school students. *Sleep Med.* **13**, 193–199  
477 (2012).
- 478 35. Paine, S.-J., Fink, J., Gander, P. H. & Warman, G. R. Identifying advanced and delayed  
479 sleep phase disorders in the general population: A national survey of New Zealand adults.  
480 *Chronobiol. Int.* **31**, 627–636 (2014).

- 481 36. Saxvig, I. W. *et al.* Objective measures of sleep and dim light melatonin onset in  
482 adolescents and young adults with delayed sleep phase disorder compared to healthy  
483 controls. *J. Sleep Res.* **22**, 365–372 (2013).
- 484 37. Moderie, C., Van Der Maren, S. & Dumont, M. Circadian phase, dynamics of subjective  
485 sleepiness and sensitivity to blue light in young adults complaining of a delayed sleep  
486 schedule. *Sleep Med.* **34**, 148–155 (2017).
- 487 38. Danielsson, K., Markström, A., Broman, J.-E., Von Knorring, L. & Jansson-Fröjmark, M.  
488 Delayed sleep phase disorder in a Swedish cohort of adolescents and young adults:  
489 Prevalence and associated factors. *Chronobiol. Int.* **33**, 1331–1339 (2016).
- 490 39. Lovato, N. *et al.* Can the circadian phase be estimated from self-reported sleep timing in  
491 patients with Delayed Sleep Wake Phase Disorder to guide timing of chronobiologic  
492 treatment? *Chronobiol. Int.* **33**, 1376–1390 (2016).
- 493 40. Micic, G., Lovato, N., Gradisar, M. & Lack, L. C. Personality differences in patients with  
494 delayed sleep–wake phase disorder and non-24-h sleep–wake rhythm disorder relative to  
495 healthy sleepers. *Sleep Med.* **30**, 128–135 (2017).
- 496 41. Hibbs, A. M. *et al.* Advanced Sleep Phase in Adolescents Born Preterm. *Behav. Sleep.*  
497 *Med.* **12**, 412–424 (2014).
- 498 42. Tomishima, S., Komada, Y., Tanioka, K., Okajima, I. & Inoue, Y. Prevalence and Factors  
499 Associated With the Risk of Delayed Sleep-Wake Phase Disorder in Japanese Youth. *Front.*  
500 *Psychiatry* **13**, 878042 (2022).
- 501 43. Horne, J. A. & Ostberg, O. A self assessment questionnaire to determine Morningness  
502 Eveningness in human circadian rhythms. *Int. J. Chronobiol.* **4**, 97–110 (1976).
- 503 44. Buysse, D. J., Reynolds, C. F., Monk, T. H., Berman, S. R. & Kupfer, D. J. The Pittsburgh  
504 sleep quality index: A new instrument for psychiatric practice and research. *Psychiatry Res.*  
505 **28**, 193–213 (1989).

506 45. Gelaye, B. *et al.* Construct Validity and Factor Structure of the Pittsburgh Sleep Quality  
507 Index and Epworth Sleepiness Scale in a Multi-National Study of African, South East Asian  
508 and South American College Students. *PLoS ONE* **9**, e116383 (2014).

509 46. Kroenke, K., Spitzer, R. L., Williams, J. B. W. & Löwe, B. An Ultra-Brief Screening Scale for  
510 Anxiety and Depression: The PHQ-4. *Psychosomatics* **50**, 613–621 (2009).

511 47. Baiardi, S. *et al.* Chronobiology, sleep-related risk factors and light therapy in perinatal  
512 depression: the “Life-ON” project. *BMC Psychiatry* **16**, 374 (2016).

### 513 **FIGURES**

514  
515 **Figure 1:** Preferred Reporting Items for Systematic Reviews and Meta-Analyses (PRISMA) flow  
516 diagram visualizing the selection process of identified, screened, and included articles following  
517 assessment of the eligibility criteria.

518  
519 **Figure 2:** Figure showing the percentage of (A) advanced and delayed phase sleep-wake  
520 disorder, (B) treatment options, (C) validated surveys and (D) diagnostic approaches used in the  
521 various studies reviewed. Note: ASWPD- advanced sleep-wake phase disorder, DSWPD –  
522 delayed sleep-wake phase disorder, CBT - chronic and cognitive behavioral therapy, MEL -  
523 melatonin, CHRONO THRP – chrono-therapy, LIGHT THRP- light therapy, DASS – Depression,  
524 anxiety and stress scale, HDAS – hospital depression and anxiety scale, ESS – Epworth  
525 Sleepiness Scale, PSQI – Pittsburgh Sleep Quality Index, MEQ – Morningness-Eveningness  
526 personality Questionnaire, MCQ – Munich Chronotype Questionnaire, ACT – actigraphy, DLMO  
527 – dim light melatonin onset, CLIN – clinician reviewed, SURV – validated survey, DSWPD-STQ  
528 – delayed sleep-wake phase disorder sleep timing questionnaire, SLP LOG – sleep log, PSG –  
529 polysomnography, SLF\_DAG - self-diagnosis.

1805 records identified  
through database searching.

30 additional records identified  
through other sources.

## Identification

1770 records after  
duplicate removal

## Screening

1770 records screened at

1649 records excluded.

## Eligibility

121 full-text articles assessed  
for eligibility.

72 full-text articles excluded,  
with reasons.

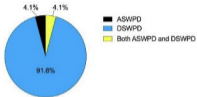
## Included

49 full-text articles  
included.

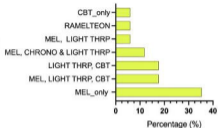
49 studies included.



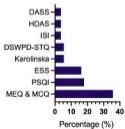
A



B



C



D

