

Acceptance of an Mpox Vaccine in the Democratic Republic of the Congo: Results from a Nationwide Phone Survey

Skylar Petrichko^{1*}, Jason Kindrachuk^{2*}, Dalau Nkamba³, Sydney Merritt¹, Handdy Kalengi³, Leonard Kamba³, Michael Beya³, Megan Halbrook¹, Nicole A. Hoff¹, Christophe Luhata⁴, Didine K. Kaba^{3#}, Anne W. Rimoin^{1#}

* Denotes co-first authors

Denotes co-last authors

Author Affiliation:

1. Department of Epidemiology, Jonathan and Karin Fielding School of Public Health, University of California, Los Angeles, CA, USA
2. Department of Medical Microbiology & Infectious Diseases, Max Rady College of Medicine, University of Manitoba, Winnipeg, MB, Canada
3. Kinshasa School of Public Health, University of Kinshasa, Democratic Republic of the Congo
4. Expanded Programme for Immunization, Ministry of Health, Democratic Republic of the Congo

Corresponding Author:

Anne W. Rimoin, PhD, MPH

Professor, Department of Epidemiology, Gordon-Levin Endowed Chair in Infectious Diseases and Public Health

Jonathan and Karin Fielding School of Public Health, University of California, Los Angeles

650 Charles E. Young Dr, CHS 41-275, Los Angeles, CA, 90095

+1 (310) 825-2096, arimoin@ucla.edu

KEYWORDS mpox; vaccination; Democratic Republic of the Congo; MPXV

WORD COUNTS Abstract - 49; Text - 1162

ABSTRACT

We report general acceptance of an mpox vaccine (61.0%) in the Democratic Republic of the Congo (n=5226) with higher acceptance among healthcare workers and respondents in historic mpox-endemic regions. These data highlight the need for increased community engagement and sensitization before widespread deployment of the mpox vaccine.

INTRODUCTION

Mpox is a zoonotic viral infectious disease first identified in humans in the Democratic Republic of the Congo (DRC) in 1970 (1-3). Monkeypox virus (MPXV) has historically circulated in the tropical forest regions of Central and West Africa, where it is considered endemic (4, 5). However, rapid spread of MPXV to new regions worldwide in 2022 resulted in >91,000 confirmed infections in non-endemic regions and the declaration of a public health emergency of international concern (6). The virus is subclassified into two clades: Clade I, formerly known as the Congo Basin (Central Africa) clade, and Clade II, formerly known as the West African clade (7, 8). Several studies have suggested that clade I infections are associated with greater disease severity, more pronounced rash, and increased human-to-human transmission as compared to clade II infections (9, 10). Additional factors likely also influence the severity of the disease, such as host factors, access to healthcare, and reporting bias.

Among mpox-endemic regions, the DRC has faced the greatest public health burden. In recent years there has been a sharp increase in cases in DRC, nearly doubling from 2021 to 2022 and more than doubling from 2022 to 2023 with >28,000 suspected cases from January 2023 to July 2024 (case fatality rate of 4.5%) (11). While most mpox emergence events have been due to zoonoses, recent outbreaks have demonstrated increasing human-to-human transmission. This has been accompanied by geographic expansion of mpox cases to large urban centers, suspected cases among sex workers, and male-to-male and male-to-female transmission through sexual contact (12).

In spite of the ongoing concurrent mpox outbreaks in DRC and continuing regional expansion with confirmed mpox cases in adjacent locations in East Africa, there is no mpox vaccine access for the general population. Modeling of the potential impacts of modified vaccinia Ankara-Bavarian Nordic (MVA-BN) vaccinations suggested that vaccination of 80% of children <15 years in DRC would result in robust reductions on morbidity, mortality, and mpox circulation (13). While past studies have demonstrated an overall 90% acceptance rate among respondents for routine immunization (RI) vaccines (including BCG, polio, measles) in the DRC, outbreak-related vaccine acceptance (including cholera, COVID-19, and Ebola) was 54% (14). Given the increasing support for vaccine deployment within DRC, there is a critical need to address mpox vaccine acceptance and knowledge to inform mpox vaccination deployment and prioritization strategies.

THE STUDY

The study sample included a cross-sectional subset of a longitudinal phone survey from December 2023 to February 2024 including participants from all 26 provinces in the DRC. Ethics approvals were provided by the Kinshasa School of Public Health (ESP/CE/188/2023), and a public health response activity designation by UCLA and Task Force for Global Health (TFGH). The survey included questions to address behavioral and social drivers of vaccination, vaccine acceptance, and attitudes related to the introduction of new vaccines to the national RI schedule, including mpox. Participants were contacted by phone with their numbers selected

from historical phone survey records ($n = 10,835$); 5226 adult participants were enrolled. Vaccine acceptance was measured by asking participants if they would be interested in an mpox vaccine that has not yet been introduced into RI in DRC.

Attitudes towards the introduction of an Mpox vaccine were categorized with responses “Yes, for all populations”, “Yes, for children only” and “Yes, for adults only” collapsed as general vaccine acceptance, and “No, not interested” and “Do not know the disease” as separate categories. We computed the proportion of vaccine acceptance with 95% confidence intervals (95%CI) by province, by sociodemographic characteristics and compared them using the chi-square test ($\alpha = 0.05$).

Respondents were predominantly male (79.2%), with the highest percentage from Kwilu province (12.6%). There was roughly equivalent representation of those from urban or rural settings. Most respondents reported some college/university education (41.2%) and identified as healthcare workers (55.5%). (**Table 1**).

For all vaccines, responses on a 5-point Likert scale suggested that participants generally disagreed that there were greater risks associated with newer vaccines as compared to older vaccines. Twelve provinces had at least 50% of respondents who strongly disagreed with this statement, while Lualaba had the highest percentage (33.5%) of respondents who strongly agreed that greater risks exist. There was general agreement that information received about vaccines from the vaccination program was reliable and trustworthy. Aside from Kinshasa and Tshuapa, all provinces had at least 50% of respondents who strongly agreed with this statement (**Figure 1**).

Nationally, there was general acceptance of mpox vaccination by all respondents (61.0%, [59.6-62.4]). Of all respondents, 21.7% had no interest in an mpox vaccine, and 17.3% reported no knowledge of mpox. At the provincial level, >80% of respondents from Kwango, Tshuapa, Nord Ubangi, Tanganyika, and Maniema were accepting of a vaccine, while respondents from Sankuru province had the lowest acceptance (19.9%, [14.3, 26.6]). Sankuru also had the highest percentage of participants that reported no mpox knowledge (57.4%, [49.7-64.8]) (**Figure 2**).

We report significant association between acceptance of the vaccine and province ($\chi^2 = 885.0$, p -value <0.0001). Respondents who completed secondary school had higher acceptance of an mpox vaccine compared to those who did not (61.0% vs 60.9%, p -value = 0.7496). When assessing acceptance by occupation, healthcare workers had the greatest acceptance rates of all occupations reported (69.4%, [67.6, 71.1]). The lowest acceptance rate was among those not employed (43.6%, [37.7, 49.7]). Respondents from rural locations had greater acceptance of mpox vaccine deployment than their urban counterparts (64.4% vs 57.7%, p -value <0.0001). Of note, among respondents who had received a COVID-19 vaccine ($n = 4396$), 63.2% indicated mpox vaccine acceptance (**Table 2**).

Mpox knowledge was significantly associated with educational attainment; respondents who had completed secondary school had greater knowledge of the disease ($\chi^2 = 4.0961$, p-value = 0.0430). Among those currently not working, 21.1% reported no knowledge of mpox.

CONCLUSION

Given the ongoing escalation of the concurrent DRC mpox outbreaks, there is increasing likelihood for the introduction of an mpox vaccine. However, there is a paucity of information regarding either mpox vaccine acceptance or mpox knowledge across DRC, in both rural and urban regions. This phone survey-based investigation demonstrated that there is general acceptance of mpox vaccine deployment nationally, with the greatest acceptance rates among historically mpox-endemic provinces. When comparing urban and rural populations, respondents from rural locations had the greater interest in mpox vaccine deployment. This is perhaps unsurprising given that the highest burden of mpox within the DRC has historically been found among children within rural regions. However, this survey was limited to those with access to phones; individuals with a lower socioeconomic status may have been inadvertently excluded from this study, including those in largely rural regions of DRC. However, the representation of participants from across all provinces in DRC ensures that these insights are broadly applicable to the general population. These results will help provide guidance for imminent mpox vaccine rollouts in DRC and future deployments in adjacent regions. Further, this investigation also provides important insights regarding vaccine acceptance and deployment strategies within DRC, or regionally, for other emerging infectious diseases.

ACKNOWLEDGEMENTS

All cartographic figures were generated using qGIS (Maidenhead, 3.3.4).

We thank Brooke Aksnes and Emma Wray Aberle-Grasse for their continued support of this ongoing research endeavor.

FUNDING

The project or effort depicted is funded by the Task Force for Global Health (TFGH) under Grant # 20234052:1. The content of the information does not necessarily reflect the position or the policy of TFGH, and no official endorsement should be inferred.

REFERENCES

1. Al B. Human monkeypox, 1970-79. *Bull World Health Organ.* 1980;58:165-182.
2. Foster SO, Brink EW, Hutchins DL, Pifer JM, Lourie B, Moser CR, et al. Human monkeypox. *Bull World Health Organ.* 1972;46(5):569-76.
3. Ladnyj ID, Ziegler P, Kima E. A human infection caused by monkeypox virus in Basankusu Territory, Democratic Republic of the Congo. *Bull World Health Organ.* 1972;46(5):593-7.
4. Okwor T, Mbala PK, Evans DH, Kindrachuk J. A contemporary review of clade-specific virological differences in monkeypox viruses. *Clin Microbiol Infect.* 2023;29(12):1502-7.
5. Van Dijck C, Hoff NA, Mbala-Kingebeni P, Low N, Cevik M, Rimoin AW, et al. Emergence of mpox in the post-smallpox era—a narrative review on mpox epidemiology. *Clin Microbiol Infect.* 2023;29(12):1487-92.
6. (WHO) WHO. Mpox (monkeypox) Outbreak 2024 [Available from: <https://www.who.int/europe/emergencies/situations/monkeypox>].
7. Thornhill JP, Barkati S, Walmsley S, Rockstroh J, Antinori A, Harrison LB, et al. Monkeypox virus infection in humans across 16 countries—April–June 2022. *New England Journal of Medicine.* 2022;387(8):679-91.
8. Ulaeto D, Agafonov A, Burchfield J, Carter L, Happi C, Jakob R, et al. New nomenclature for mpox (monkeypox) and monkeypox virus clades. *Lancet Infect Dis.* 2023;23(3):273-5.
9. Weaver JR, Isaacs SN. Monkeypox virus and insights into its immunomodulatory proteins. *Immunol Rev.* 2008;225:96-113.
10. McCollum AM, Damon IK. Human monkeypox. *Clin Infect Dis.* 2014;58(2):260-7.
11. (SGI-MPOX) SdGdLEM. Epidémie de Mpox en République Démocratique du Congo; Rapport de Situation No. 027. Kinshasa, DRC: Institut National de Santé Publique; 2024.
12. Kibungu EM, Vakaniaki EH, Kinganda-Lusamaki E, Kalonji-Mukendi T, Pukuta E, Hoff NA, et al. Clade I-Associated Mpox Cases Associated with Sexual Contact, the Democratic Republic of the Congo. *Emerg Infect Dis.* 2024;30(1):172-6.
13. Savinkina A, Kindrachuk J, Bogoch I, Rimoin AW, Hoff NA, Shaw SY, et al. Modeling Vaccination Approaches for Mpox Containment and Mitigation in the Democratic Republic of the Congo. Available at SSRN 4759169. 2024.
14. Peckeu-Abboud L, Mangoni P, Chammam K, Kwete P, Mutombo Lupola P, Vanlerberghe V, et al. Drivers of routine and outbreak vaccination uptake in the western Democratic Republic of Congo: an exploratory study in ten health zones. *Vaccines.* 2022;10(7):1066.

FIGURES AND TABLES

Table 1. Demographic Characteristics of National Phone Survey Respondents (n = 5226).

Sample characteristic ¹	Frequency n = 5,226	
Demographics		
Age (median [IQR])	42	16.0
Gender		
Male	4138	(79.2%)
Female	1088	(20.8%)
Education Level		
Less than high school	359	(6.9%)
Received high school diploma	4867	(93.1%)
Province		
Maindombe	134	(2.6%)
Kwango	183	(3.5%)
Kwilu	657	(12.6%)
Kongo Central	312	(6.0%)
Equateur	162	(3.1%)
Mongala	238	(4.6%)
Tshuapa	63	(1.2%)
Nord Ubangi	113	(2.2%)
Sud Ubangi	91	(1.7%)
Kasai Oriental	597	(11.4%)
Sankuru	176	(3.4%)
Lomami	192	(3.7%)
Kasai	118	(2.3%)
Kasai Central	87	(1.7%)
Haut Katanga	331	(6.3%)
Tanganyika	151	(2.9%)
Haut Lomami	50	(1.0%)
Lualaba	168	(3.2%)
Kinshasa	251	(4.8%)
Maniema	98	(1.9%)
North Kivu	140	(2.7%)
Bas Uele	246	(4.7%)
Haut Uele	137	(2.6%)
Ituri	239	(4.6%)
Tshopo	144	(2.8%)
Sud Kivu	148	(2.8%)
Geographic Area		
Urban	2659	(50.9%)
Rural	2567	(49.1%)
Occupation		
Health worker	2899	(55.5%)
Religious leader	89	(1.7%)
Community or essential services leader	768	(14.7%)
Public service sector or educator	670	(12.8%)
Other worker	513	(9.8%)
Not working	287	(5.5%)
Health Information		
Pregnant or Breastfeeding		
Yes	109	(10.0%)
No	979	(90.0%)
Health conditions		
Chronic lung disease	32	(0.6%)
Diabetes	209	(4.0%)
Cardiovascular disease	254	(4.9%)
Chronic renal disease	12	(0.2%)
Chronic liver disease	9	(0.2%)
Immunocompromised	10	(0.2%)
No conditions	4700	(89.9%)

¹Reported as n (%) unless otherwise noted.

²Abbreviations: IQR, Interquartile range

Figure 1. General Vaccine Attitudes and Perceptions by Province. (A) Reported responses to the statement “New vaccines carry more risks than older vaccines” **(B)** Reported responses to the statement “Information I receive about vaccines from the vaccine program is reliable and trustworthy”. Responses are recorded based on a 5-point Likert scale (1 = Strongly disagree; 5 = Strongly agree).

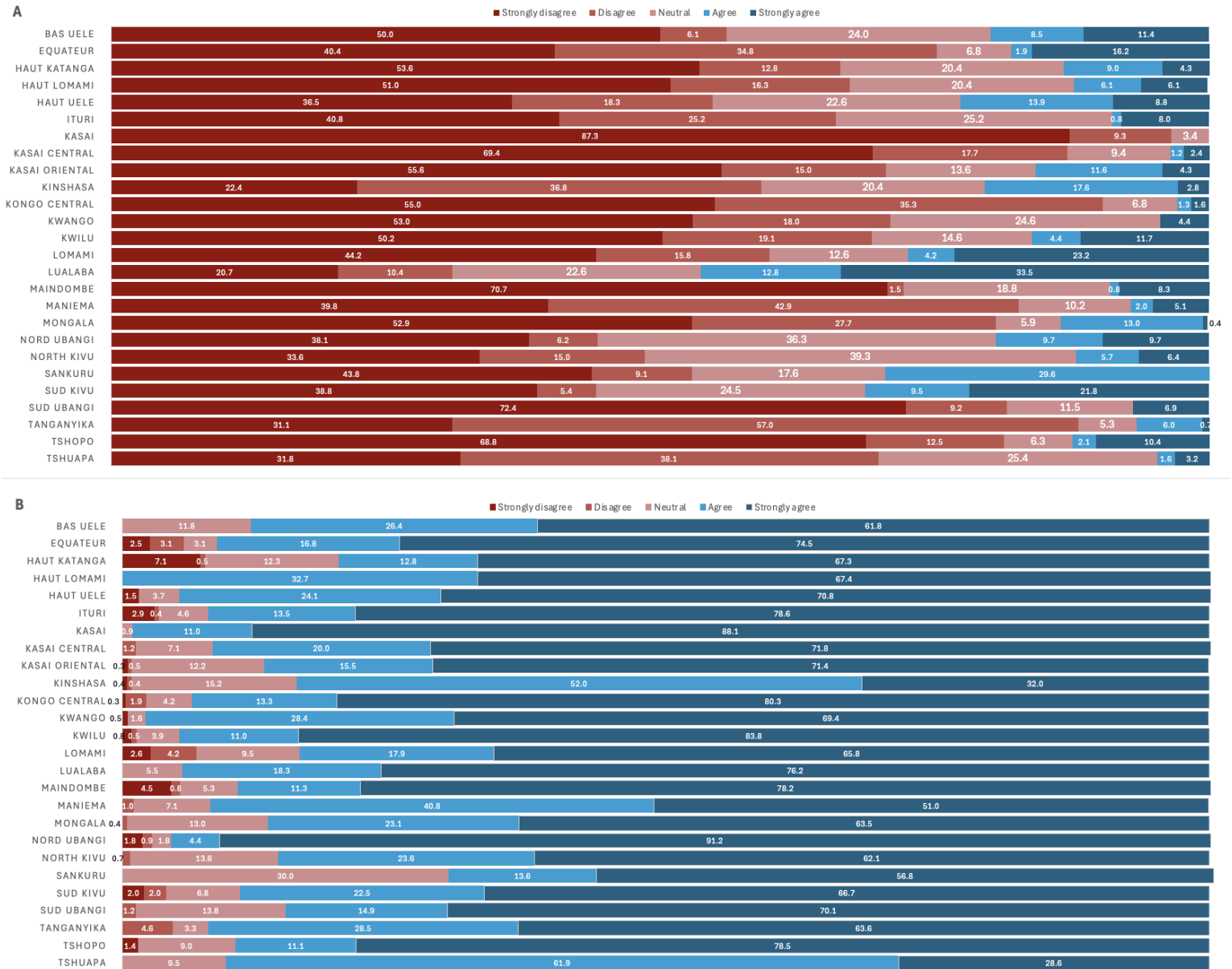
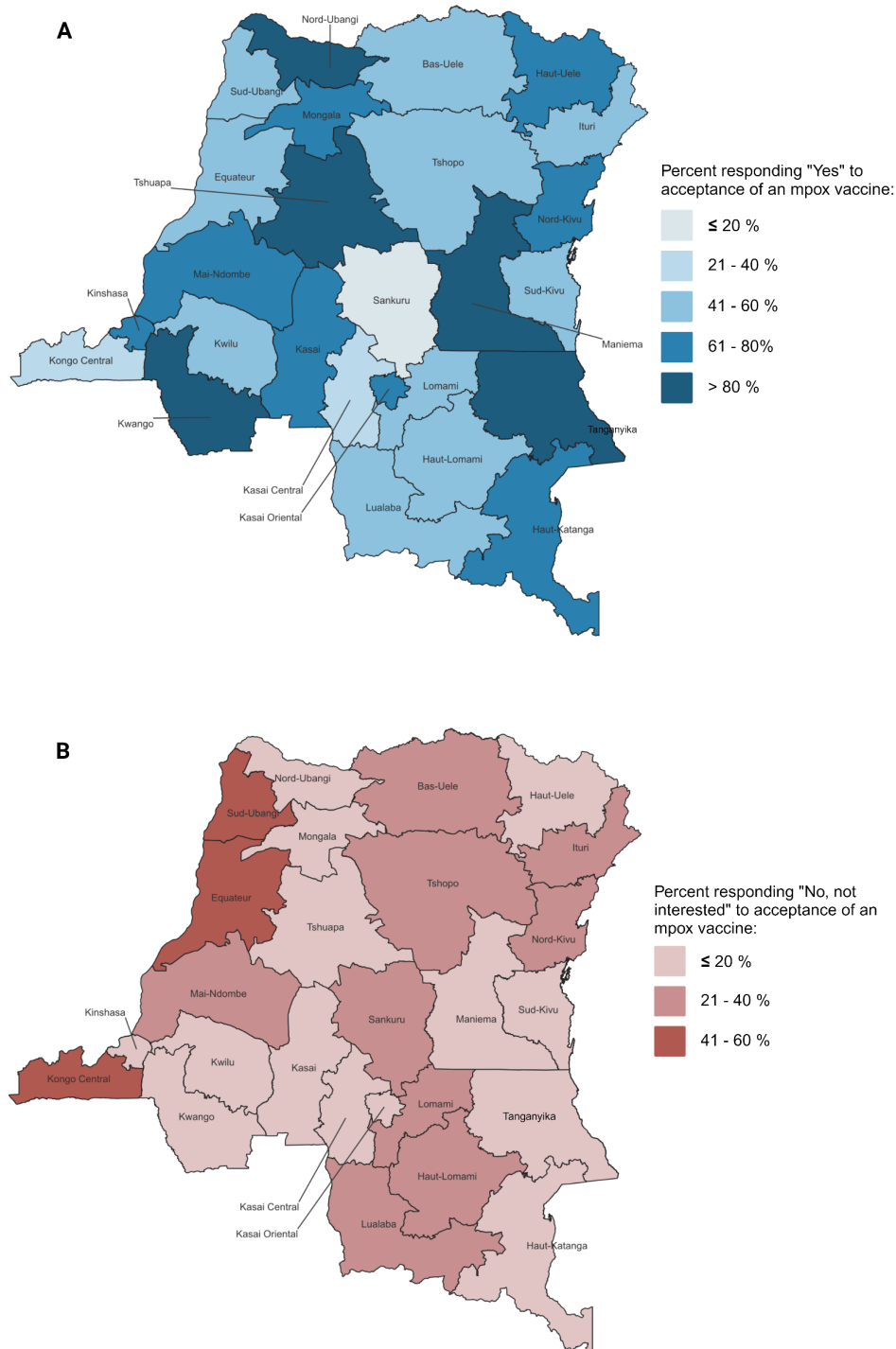


Figure 2. Map of Overall Mpox Acceptance by Province. (A) Reported acceptance as the collapsed responses of “Yes, for all populations” and “Yes, for children only” and “Yes, for adults only” **(B)** Reported non-acceptance by the response “No, not interested”. **(C)** Reported lack of knowledge of mpox disease. Percentages are reported by province.



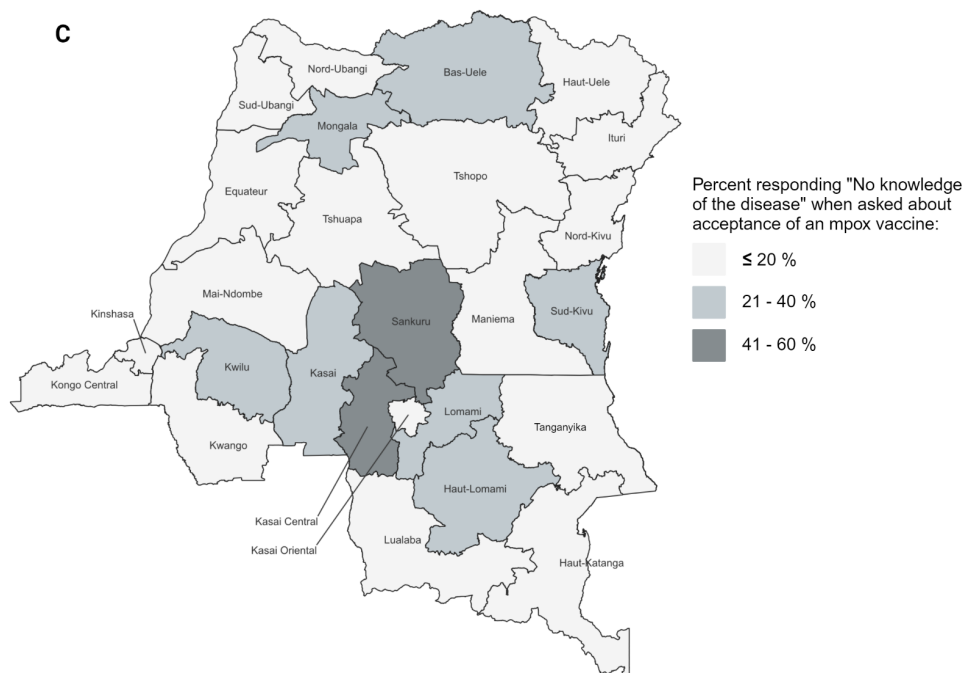


Table 2. Acceptance of an Mpox Vaccine by among respondents as stratified by sociodemographic characteristics and known mpox risk factors. COVID-19 vaccination was dichotomized by whether the respondent received the COVID-19 vaccine. Health condition was dichotomized based on whether the respondent stated they had a chronic disease or were immunocompromised.

Characteristics	Acceptance			Test Statistic	2-sided p-value
	(%)	Lower CI	Upper CI		
Gender				3.9	0.1390
Male	61.7	60.1	63.2		
Female	58.5	55.4	61.5		
Province				885.0	<0.0001
Maindombe	61.7	58.1	70.0		
Kwango	84.2	78.0	89.1		
Kwilu	58.3	54.4	62.2		
Kongo Central	35.3	30.0	40.9		
Equateur	47.8	39.9	55.8		
Mongala	74.0	67.9	79.4		
Tshuapa	87.3	76.5	94.4		
Nord Ubangi	84.1	76.0	90.3		
Sud Ubangi	51.7	40.8	62.6		
Kasai Oriental	70.8	66.9	74.4		
Sankuru	19.9	14.3	26.6		
Lomami	53.7	46.3	60.9		
Kasai	67.8	58.6	76.1		
Kasai Central	37.7	27.4	48.8		
Haut Katanga	66.8	60.0	73.1		
Tanganyika	85.4	78.8	90.6		
Haut Lomami	40.8	27.0	55.8		
Lualaba	56.1	48.2	63.8		
Kinshasa	72.8	66.8	78.2		
Maniema	85.7	77.2	92.0		
North Kivu	60.7	52.1	68.9		
Bas Uele	50.8	44.4	57.2		
Haut Uele	78.1	70.2	84.7		
Ituri	56.3	49.8	62.7		
Tshopo	51.4	42.9	59.8		
Sud Kivu	55.8	47.4	64.0		
Education				5.2	0.0761
Less than high school	60.9	55.6	66.0		
Received high school diploma	61.0	59.6	62.4		
Occupation				303.1	<0.0001
Health worker	69.4	67.6	71.1		
Religious leader	44.9	34.4	55.9		
Community leader	48.3	44.7	51.9		
Public service sector	50.8	46.9	54.7		
Other worker	58.8	54.3	63.2		
Not working	43.6	37.7	49.7		
Geographic area				127.4	<0.0001
Urban	57.7	55.7	59.6		
Rural	64.4	62.5	66.3		
COVID-19 vaccination				192.8	<0.0001
Yes	63.2	61.7	64.6		
No	46.8	42.9	50.6		
Health condition				87.7	<0.0001
Yes	50.0	45.8	54.2		
No	62.4	61.0	63.8		