

1 **What is the relationship between viral prospecting in animals and medical countermeasure**
2 **development?**

3 Aishani V. Aatresh,^{1,2*} Marc Lipsitch^{2,3}

4 ¹Harvard College, Cambridge, MA, USA

5 ²Center for Communicable Disease Dynamics, Harvard T.H. Chan School of Public Health,
6 Boston, MA, USA

7 ³Department of Epidemiology and Department of Immunology and Infectious Diseases, Harvard
8 T.H. Chan School of Public Health, Boston, MA, USA

9 *Corresponding author: aishani@alumni.harvard.edu

10

11 **Abstract**

12 In recent decades, surveillance in nonhuman animals has aimed to detect novel viruses before
13 they “spill over” to humans. However, the extent to which these viral prospecting efforts have
14 enhanced preparedness for disease outbreaks remains poorly characterized, especially in terms of
15 whether they are necessary, sufficient, or feasible ways to spur medical countermeasure
16 development. We find that several viruses which pose known threats to human health lack
17 approved vaccines and that known viruses discovered in human patients prior to 2000 have
18 caused most major 21st-century outbreaks. With *Filoviridae* as a case study, we show there is
19 little evidence to suggest that viral prospecting has accelerated countermeasure development or
20 that systematically discovering novel zoonotic viruses in animal hosts before they cause human
21 outbreaks has been feasible. These results suggest that prospecting for novel viral targets does
22 not accelerate a rate-limiting step in countermeasure development and underscore questions
23 about the importance of zoonotic viral discovery for outbreak preparedness. We consider
24 limitations to these conclusions and alternative but related approaches to preparedness and
25 response.

26

27 **Keywords:** preparedness, surveillance, zoonoses, spillover, medical countermeasures, vaccines,
28 virus families, Ebola, Marburg

29

30 **Abbreviations**

31 CEPI: Coalition for Epidemic Preparedness Innovations

32 DON: Disease Outbreak News

33 EVD: Ebola virus disease

34 MCM: medical countermeasure

35 MVD: Marburg virus disease

36 NIAID: National Institute of Allergy and Infectious Diseases

37 PHEIC: Public Health Emergency of International Concern

38 UKVN: UK Vaccines Research and Development Network

39 USAID: United States Agency for International Development

40 WHO: World Health Organization

41 Introduction

42
43 In recent decades, concerns about viruses that have the potential to “spill over” from non-human
44 animals to humans and cause the next infectious disease outbreak or widespread epidemic have
45 driven systematic efforts to characterize viral diversity and discover novel viral species in animal
46 hosts, including those that may be or become reservoirs for spillover into humans.^{1, 2, 3, 4} The
47 COVID-19 pandemic has intensified a focus on and controversies around attempts at viral
48 discovery as a means to isolate potentially zoonotic or currently unknown “Disease X” viruses
49 from animals before they spill over to humans.⁵ Surveillance in animals, especially wildlife, to
50 this end has been a central element of One Health initiatives in renewed discussions about and
51 global efforts toward pandemic prevention, preparedness, response and resilience.^{6, 7} However,
52 some elements of animal virus surveillance projects remain poorly defined, namely: how
53 knowledge of viral zoonoses in animals has contributed to outbreak preparedness and response,
54 what assumptions motivate large-scale viral surveillance in animals and whether they hold, and
55 whether the benefits claimed to be attainable through such viral discovery have proven realistic.

56
57 Current estimates suggest that approximately 250 viruses are known to infect humans⁸ and
58 implicate zoonotic spillovers as the proximate causes for approximately 60% of emerging
59 infectious disease events, with wildlife origins for about 70% of these spillovers.^{9, 10} Examples of
60 such emerging infectious disease events — defined as the first occurrence of a pathogen in a
61 human population, an increase in the geographic range or incidence of a previously known
62 pathogen, or a major change in pathological or clinical presentation — range from Crimean-
63 Congo hemorrhagic fever (CCHF) and Nipah virus infection to yellow fever and Ebola virus
64 disease. Remaining diseases have emerged or were caused by other types of pathogenic agents
65 (e.g., bacteria or fungi), human-to-human transmission of a virus, or a pathogen of unknown
66 origin. One study posits that over 600,000 unknown viruses with the potential to infect humans
67 lurk in birds and non-human mammals,¹¹ while another more recent estimate suggests that
68 10,000 viruses with zoonotic potential circulate in non-human mammals.¹²

69
70 The extent of unknown viral diversity and possible opportunities to better understand viral
71 ecology and disease emergence have been invoked to champion discovering viruses in animal
72 hosts before human outbreaks as a means to improve global preparedness for such outbreaks.
73 PREDICT is one notable example of a viral discovery program with a focus on systematically
74 sampling animals for viruses of future relevance. It was led by the United States Agency for
75 International Development (USAID) and University of California at Davis from 2009 through
76 2020 with partnerships in over 30 countries. This project focused on “[p]redicting where new
77 diseases may emerge from wild animals, and detecting other pathogens before they spread
78 among people [to] give us the best chance to prevent new pandemics”¹³ by advancing an
79 “approach in which pathogens of pandemic potential are discovered at their source before large-
80 scale epidemics occur in people.”¹ We term these systematic predictive efforts for “finding
81 viruses in wildlife before they emerge in humans”¹⁴ *viral prospecting* to distinguish discovering
82 and forecasting future disease threats from capacity-building for surveillance of known viruses,
83 another major aim of PREDICT-style programs.

84
85 To date, assessments of animal viral discovery efforts primarily have focused on the distribution
86 of and disease burden in host and reservoir species,^{4, 15} sampling and viral discovery curves,^{16, 17,}

87 ¹⁸ cost-benefit analyses,¹⁹ and predictive methods to compute the likelihood of spillover across
88 viral species given various variables of interest.^{20, 21} Efforts to rank which known viruses are
89 most likely to spill over from animals to humans have incorporated novel sequences from such
90 efforts with expert predictions and ecological data. One such study suggests that the top 12 are
91 zoonotic viruses that have already been well-characterized, while half of the remaining top 50
92 were various coronaviruses sampled primarily from bats. Notably, this study used observed
93 spillover as one of its predictors, risking circularity.²²

94
95 Critiques of virus prospecting have revolved around safety risks and, to a lesser extent, whether
96 the viruses discovered are of significant value for human health. Some reports in the literature
97 document wildlife biologists bitten by host species known to harbor viral zoonoses during field
98 sampling efforts, with infection in some cases.^{23, 24} With more recent controversies around the
99 origins of the COVID-19 pandemic, biosafety has also been raised as reason to terminate large-
100 scale prospecting projects.^{25, 26, 27} Other commentaries focus on mechanisms to mitigate zoonotic
101 spillover^{7, 28} or concerns about the feasibility of prospecting efforts and its consequences of
102 unmet expectations for trust in science.²⁹ For instance, PREDICT detected over 800 novel
103 viruses, some of which were novel strains of known viruses based on a pairwise sequence
104 identity cut-off, in samples from approximately 7,000 animals tested across 15 taxonomic
105 families with known viruses that infect humans.²² However, project meta-analyses note that out
106 of the total effort — more than 500,000 samples primarily from over 70,000 animals — just one
107 of these novel viral species is known to be capable of causing disease in humans, and it was only
108 discovered while research teams were supporting the investigation of an outbreak in humans.^{30, 31}

109
110 The promises of viral prospecting efforts like PREDICT extend beyond advances in basic
111 science and knowledge of ecological diversity or international development. Some researchers
112 have argued that viral prospecting holds direct benefits for predicting disease emergence and
113 accelerating medical countermeasure (MCM) development for those future diseases.^{32, 33, 34, 35, 36,}
114 ^{37, 38} Having vaccines at-the-ready during an emerging outbreak has become an increasingly
115 central focus in disease preparedness discussions and predictive efforts over the past two
116 decades, with the goal that such development of medical countermeasures prior to possible large-
117 scale human outbreaks will reduce their morbidity, mortality, and economic consequences.^{39, 40,}
118 ⁴¹ The literature to date pays comparatively less attention to evidence for these potential
119 translational impacts of viral discovery. Nonetheless, next-generation viral prospecting projects
120 call for over one billion dollars in funding and “envisage countries working together to fund viral
121 discovery programs that upload sequence data in almost real-time, so that it can be used to
122 identify those microbes most likely to be able to cause zoonoses, and the data then can be used to
123 block spillover and create vaccines.”⁴²

124
125 Put differently, rationales for surveillance projects to predict future outbreaks advance and are
126 supported by the potential for specific follow-on interventions and benefits from them. These
127 include building technical capacity in areas of high spillover potential or reducing contact at
128 human-wildlife interfaces to contain viruses — for example, by measures that restrict live animal
129 sales or hunting reservoir species. However, this Analysis approaches viral prospecting in terms
130 of aforementioned MCM development-related rationales, which is one of the most tangible and
131 widely discussed objectives for 21st-century preparedness efforts. We assess to what extent viral
132 prospecting especially in wildlife has enabled accelerated medical countermeasure development

133 to strengthen preparedness and response for past outbreaks in humans. Where other studies have
134 aimed to weigh tradeoffs and risks or costs and benefits of animal surveillance, we focus on first
135 understanding these possible benefits: what would need to be true for them to be realized as
136 suggested, and to what extent have foundational assumptions and projections about them
137 materialized over time?

138
139 In light of calls for intensified animal surveillance to predict and prepare for future epidemics,
140 we attempt to address these questions by testing two primary hypotheses: that viral surveillance
141 in animals identifies potential (pre-emptive) and actual (post-hoc) causes of outbreaks in
142 humans, and that it translates to accelerated MCM development. We identify and assess a series
143 of related conditions that would need to hold true to justify arguments for the necessity,
144 sufficiency, and feasibility of animal viral prospecting: (i) past efforts at viral prospecting have
145 paid off in that scientists have first discovered in zoonotic hosts viruses which do later cause
146 disease in humans; (ii) the discovery of a virus in an animal host prior to the first outbreak in
147 humans has translated to enhanced preparedness and response capabilities, defined primarily
148 through available MCMs; (iii) novel viruses are causing outbreaks and plausibly could have been
149 discovered in an animal host prior to these outbreaks; (iv) viruses prioritized for MCM
150 development were discovered in animal hosts; and (v) viral prospecting supplies needed
151 candidates for MCM development because efforts to deal with all or most viral threats are
152 underway and succeeding. We evaluate these hypotheses and assumptions through a series of
153 case studies across virus families, and we consider limitations of these analyses alongside
154 possible alternative approaches.

155 **Results**

156

157 ***Discovery of a virus prior to its first documented outbreaks in humans has limited bearing on***
158 ***preparedness and response***

159

160 We first evaluated which viruses known to cause disease in humans were first discovered in
161 animals and whether their discovery in an animal host or vector has had a substantial bearing on
162 preparedness and response. In assessing how each of the approximately 250 viruses known to
163 infect humans was first isolated, we identified eleven viruses that were isolated in animals prior
164 to causing eventual clusters of cases in humans (Table 1). With the exception of monkeypox and
165 Puumala viruses, all of these viruses are transmitted by mosquitoes and cause vector-borne
166 diseases. Three — monkeypox, Rift Valley Fever, and Zika — have caused several notable
167 outbreaks of disease in humans in the decades since their discovery. Knowledge of these viruses
168 from an animal source prior to their first outbreaks in humans has not translated to a distinctively
169 robust capacity to prevent or respond to future outbreaks; each has spread beyond previously
170 contained regions.^{43, 44, 45} Furthermore, there is no licensed vaccine against Zika or Rift Valley
171 Fever for use in humans, while those approved for monkeypox virus are at the time of writing all
172 repurposed or expanded-use smallpox vaccines.⁴⁶ The other viruses on this list cause seemingly
173 limited disease in humans as detected through often-scant diagnostic and surveillance capacity.

174

175 *Table 1: Viruses first discovered in animals before causing an outbreak in humans*

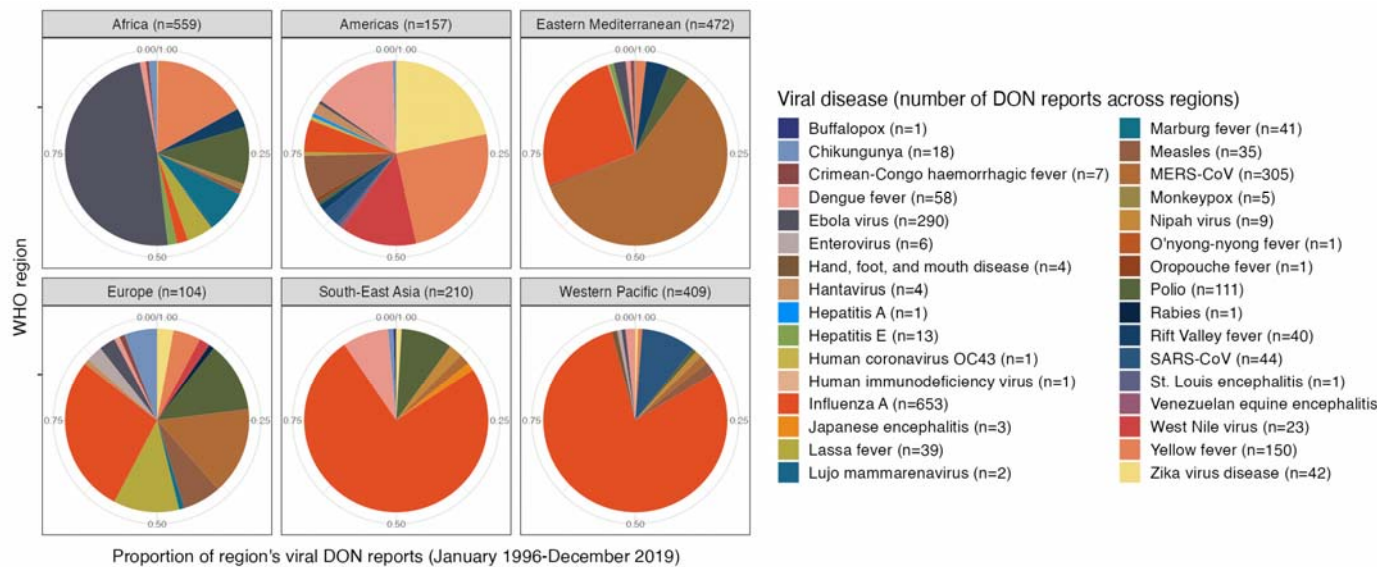
Virus	Discovered	1st documented human outbreak	Conditions of isolation and description
Barmah Forest	1989	1992	<i>Culex</i> mosquitoes in Australia
Bunyamwera	1943	1955	Through yellow fever surveillance in Uganda
Eastern equine encephalitis	1831	1938	North American horses
Monkeypox	1958	1970	Research monkeys; first observed human infection in child in DRC. Zoonotic reservoir unknown.
Ngari	1979	1993	<i>Aedes simpsoni</i> mosquitoes in Senegal
Puumala	1979	2000	Bank voles in Finland
Rift Valley Fever	1931	1975	Outbreak on a sheep farm in Kenya
Semliki Forest	1942	1987	<i>Aedes abnormalis</i> mosquitoes in western Uganda
Sindbis	1952	1961	<i>Culex</i> mosquitoes in the Nile River Delta, Egypt; used as a model alphavirus in USA
Venezuelan equine encephalitis	1938	1950	From the brain of a deceased horse
Zika	1947	1952	Through yellow fever surveillance in infected rhesus macaques for research use

176

177 **21st century outbreaks of international concern largely have been caused by known viruses**
 178 **first discovered in humans**
 179

180 We next assessed whether other previously novel viruses, which might have plausibly been
 181 discovered in animals, are causing high-consequence outbreaks in humans. Data from the World
 182 Health Organization’s (WHO) Disease Outbreak News system (DON) and Public Health
 183 Emergency of International Concern (PHEIC) declarations both suggest otherwise. Since 1996,
 184 DON has function as the WHO’s public online system to compile and disseminate disease event
 185 reports from countries and partner organizations. We subset Carlson et al.’s 1996-2019 DON
 186 database⁴⁷ for viral disease events to analyze where and which viruses are causing outbreaks.
 187 We find that while certain regions dominate DON reports, a limited number of known viruses are
 188 causing the majority of internationally reported disease events worldwide (Figure 1). Across
 189 regions, the plurality of DONs are concentrated around Ebola virus, Influenza A, MERS-CoV,
 190 and Yellow fever. This distribution largely reflects extended and widespread outbreaks of known
 191 viruses (e.g., Ebola) or spikes in endemic disease (e.g., Yellow fever), while fewer DONs report
 192 instances in which spillover of a novel virus (e.g., initial emergence of MERS-CoV, Nipah virus)
 193 drives disease.
 194

195 *Figure 1: Geographic and viral distribution of WHO DON reports (1996-2019)*



196 DON mirrors countries’ infectious disease concerns, but reports primarily offer weekly updates
 197 and early warning signals during an emerging outbreak rather than definitive markers of
 198 escalating disease emergencies. PHEIC declarations, on the other hand, reflect assessments that a
 199 disease event poses a severe global threat.⁴⁸ The WHO has declared 7 PHEICs since the
 200 instrument was established under the 2005 revision to the International Health Regulations,
 201 following the 2002-2004 SARS epidemic (Table 2). PHEICs primarily have been associated with
 202 viruses that were well-characterized or that had caused outbreaks in humans prior to the disease
 203 event in question. In the two events (H1N1 and COVID-19) of a novel viral strain or species
 204 leading to a PHEIC, the pathogen nonetheless belonged to an extensively studied virus family.
 205 These data suggest that spillovers of novel zoonotic pathogens are not driving outbreaks that
 206 countries report to the WHO or that international public health experts deem most emergent.

207

208 *Table 2: WHO PHEIC declarations by viral disease and discovery status*

Year	Viral Disease	Novel Pathogen?
2009	H1N1	TRUE
2014	Ebola	
2014	Polio (<i>ongoing PHEIC</i>)	
2016	Zika	
2018	Ebola	
2020	COVID-19	TRUE
2022	Mpox	

209

210 *Viral prospecting makes limited contributions to MCM development pipelines*

211

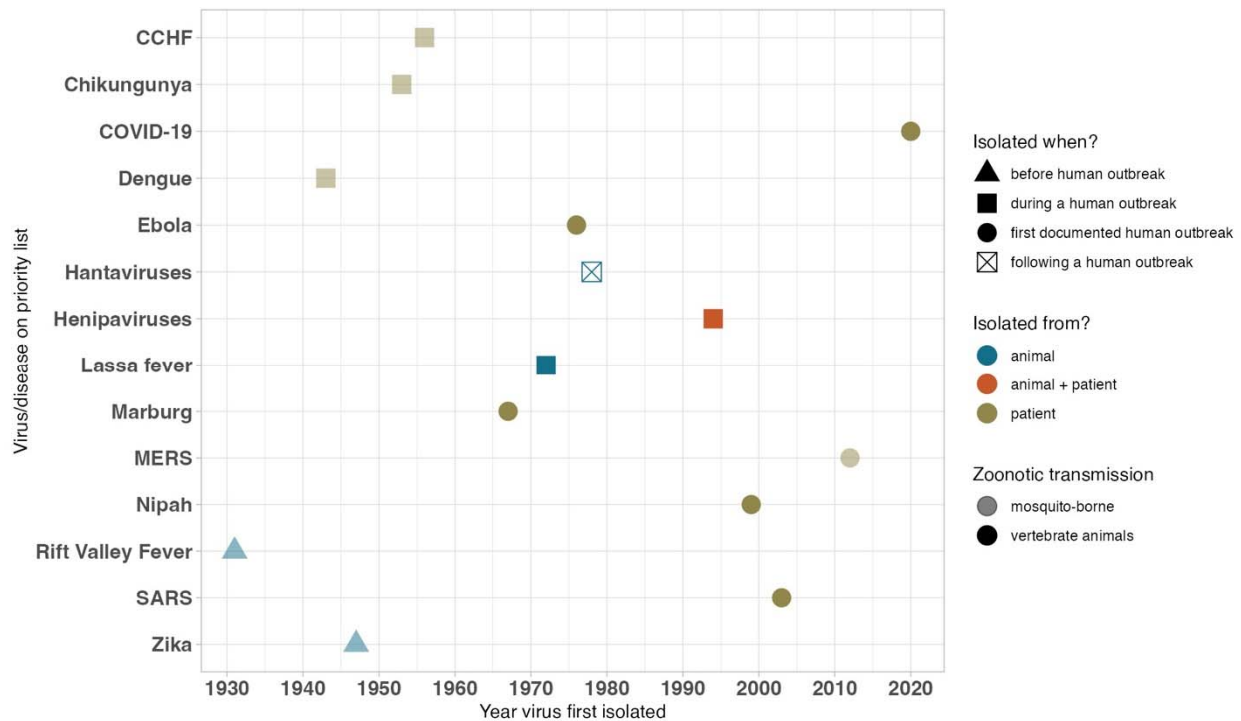
212 The analyses described in the preceding sections characterized what viruses are causing disease
213 in humans and the relationship they have to viruses discovered in animal hosts over time. We
214 next sought to address whether viral discovery in animal hosts addresses a rate-limiting step in
215 overall MCM development efforts, with a specific focus on vaccines as primary instruments for
216 preventing infection and the severity or spread of disease. Specifically, we aimed to determine if
217 viral prospecting has discovered pathogens of interest for global efforts to develop MCMs
218 against epidemic threats and whether scientists lack pathogens worth targeting to these ends,
219 such that viral prospecting might be necessary to expand vaccine development horizons.

220

221 Since 2018, comprehensive priority lists for MCM development have been released by four
222 institutions: the Coalition for Epidemic Preparedness Innovations (CEPI),⁴⁹ U.S. National
223 Institute of Allergy and Infectious Diseases (NIAID),⁵⁰ U.K. Vaccine Network (UKVN),⁵¹ and
224 WHO.⁵² We find that viruses prioritized for MCM development by at least one of these agencies
225 were predominantly first isolated well before 2000 and during the first documented outbreak of
226 each virus in humans (Figure 2). Systematic viral prospecting efforts from the 21st century have
227 not contributed any novel zoonotic viruses to these lists, and surveillance in animals more
228 broadly has played a limited role in isolating priority viruses.

229

230 *Figure 2: Characteristics of viral pathogens on priority lists for MCM research and development*



231 Next, we characterized the state of vaccine development against known viral threats. Many
 232 vaccine development efforts in the wake of COVID-19 and other recent epidemics have been
 233 schematized taxonomically by virus family, of which by some classifications there are 26 with at
 234 least one virus known to infect humans.⁵³ We find that the first virus isolated in the majority of
 235 these families was discovered in humans between 1940 and 1980 (Table 3). At present, a
 236 regulatory body has approved at least one vaccine for use in humans against at least one virus in
 237 16 of these families. Prior to 2020, this number was 14. The first vaccine approved for a
 238 coronavirus was against SARS-CoV-2 during the COVID-19 pandemic, even though this
 239 vaccine relied on years of research and development efforts against SARS-CoV and MERS-CoV
 240 following human outbreaks of these two coronaviruses. The first vaccine for a pneumovirus was
 241 approved in 2023 and targets respiratory syncytial virus (RSV). Of the 10 known families for
 242 which no vaccine is currently approved for any virus in each family, there are some striking
 243 absences. The lack of a human vaccine for any retrovirus or bunyavirus is notable, for example;
 244 HIV is a prominent retrovirus that has afflicted humans for decades, and Rift Valley Fever,
 245 Crimean-Congo hemorrhagic fever, and hantaviruses are long-standing disease threats from the
 246 bunyavirus family. In summary, significant gaps remain in vaccine development against known
 247 targets, many of which like HIV have been the focus of widespread efforts and posed significant
 248 technical challenges. Zoonotic viruses discovered in animal hosts have contributed few
 249 previously unknown targets of interest to further direct these efforts.

250 *Table 3: Vaccine development and viral discovery across virus families*

<i>Family</i>	<i>Year 1st vaccine approved for human use</i>	<i>Year 1st virus in family isolated, source</i>	<i>Notes</i>	<i>Examples of notable viruses</i>
Adenoviridae	1971	1953, human	Only vaccine against an adenovirus approved for use in US military; separate from adenoviruses used as vectors for vaccines against other pathogens	
Anelloviridae	--	1997, human	Estimated >90% prevalence in population, primarily nonpathogenic	
Arenaviridae	2006	1933, human	2006 Junin virus vaccine, only licensed for use in Argentina	Lassa fever
Astroviridae	--	1975, human		
Bornaviridae	--	1975, animal	Horses and sheep extensively vaccinated	
Bunyavirales	--	1931, animal	Veterinary vaccine used extensively in Africa for Rift Valley Fever (RVF)	RVF, CCHF, Hantavirus
Caliciviridae	--	1972, human	Cats vaccinated; no human concerns beyond norovirus	
Coronaviridae	2020	1965, human		SARS-CoV-2, SARS-CoV-, MERS-CoV
Filoviridae	2019	1967, human		Ebola, Marburg
Flaviviridae	1937	1927, human		Dengue, Zika, Japanese encephalitis, Yellow fever
Hepadnaviridae	1981	1965, human		Hep B
Hepeviridae	2011	1990, human	Vaccine licensed only in China	Hep E
Herpesviridae	--	1919, human		
Orthomyxoviridae	1945	1933, human		Influenza
Papillomaviridae	2006	1979, human		HPV
Paramyxoviridae	1963	1934, human		Measles, mumps, Nipah
Parvoviridae	--	1960, animal	Some disease in humans but usually asymptomatic; human trials stopped for severe adverse events. Family established 1975. Human disease first observed 1974.	
Picobirnaviridae	--	1988, human	Opportunistic enteric pathogens	
Picornaviridae	1955	1898, animal		Polio

Pneumoviridae	2023	1956, animal	Separated from <i>Paramyxoviridae</i> , 2016	RSV
Polyomaviridae	--	1953, animal		
Poxviridae	1796	--	Edward Jenner and cowpox-based vaccination for smallpox	Smallpox, monkeypox
Reoviridae	1998	1953, human		Rotavirus
Retroviridae	--	1908, animal		HIV
Rhabdoviridae	1885	--	Louis Pasteur and inactivated rabies virus vaccine	Rabies
Togaviridae	1969	1930, animal	Separated from <i>Flaviviridae</i> , 1984	Rubella

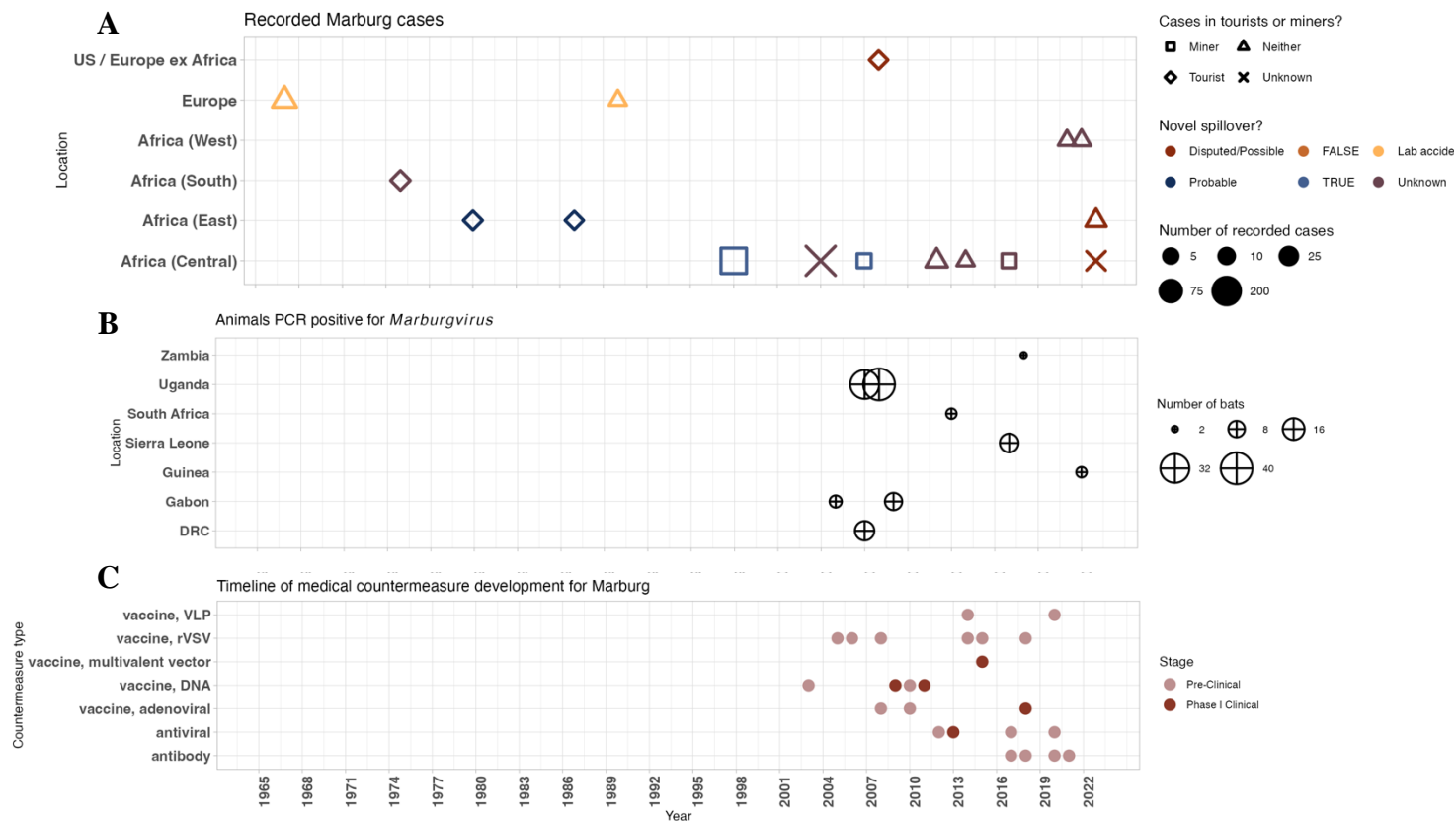
252 ***Viral discovery in animals plays a limited role in MCM development and outbreak response***
253 ***for filoviruses that infect humans***

254
255 Finally, we aimed to further specify relationships between animal viral discovery and MCM
256 development through a case study of the *Filoviridae* family. Two of its genera, *Ebolavirus* and
257 *Marburgvirus*, include zoonotic viral species that have caused several outbreaks in humans over
258 the past 50 years. The 2013-2016 Ebola epidemic in West Africa is the largest filovirus outbreak
259 to date, with over 28,000 cases and 11,000 deaths.⁵⁴ Since the first international reports of
260 disease several decades ago, extensive resources have been devoted to detecting filoviruses in
261 animals. Outbreaks of both Ebola virus disease (EVD) and Marburg virus disease (MVD) in
262 2022 and 2023 notably occurred in countries across sub-Saharan Africa where cases had not
263 been previously documented, underscoring increasing international concern about filoviruses.

264
265 The first filovirus cases in humans were documented in 1967 during two simultaneous Marburg
266 virus outbreaks in Germany and then-Yugoslavia, both of which were traced back to infected
267 laboratory African green monkeys (Figure 3A). The next several Marburg cases were
268 predominantly reported in tourists who had visited caves that were known bat habitats in various
269 African countries' national parks, with occasional reports of disease in miners. Other outbreak
270 investigations have found either tenuous or no epidemiological or genomic links to bats, in caves
271 or elsewhere, as a putative source of infection (Supplementary Information). The largest MVD
272 outbreak to date began in Angola in 2004, infecting over 250 people and causing more than 225
273 deaths. It was preceded by an outbreak in 1998 in the Democratic Republic of the Congo (DRC),
274 now the second-largest Marburg outbreak, during which epidemiological investigations revealed
275 several possible years of internationally unreported MVD.⁵⁵ As early as 1987, local doctors and
276 two hospitals had been treating patients with "a disease called 'syndrome hémorragique de
277 Durba,' which was always associated with mining, was common knowledge among villagers and
278 health care workers in the area" and caused several outbreaks of more than 50 individuals
279 documented only in local records.

280
281 In 2007, animal surveillance definitively established Egyptian fruit bats as a reservoir host for
282 Marburg by isolating live virus from several animals (Figure 3B). This discovery was preceded
283 by 16 samples from bats in caves from the DRC and Gabon that were positive for Marburg by
284 polymerase chain reaction (PCR) and contemporaneous with 40 samples PCR positive for a
285 *Marburgvirus* obtained from August 2008 through December 2009. These discoveries have been
286 followed since by a limited number of samples positive for any *Marburgvirus* that causes disease
287 in humans. Despite decades of outbreaks in humans and extensive animal surveillance efforts,
288 including unsuccessful attempts prior to the early 2000s, there is no approved vaccine or
289 therapeutic that specifically targets MVD, and no MCM has progressed past Phase I trials
290 (Figure 3C). Concerted pre-clinical and clinical-stage MCM development followed the 2004-
291 2005 Angola outbreak, with a plurality of DNA and viral vector vaccine candidates designed
292 specifically using viral isolates from infections during this outbreak (Supplementary
293 Information). Research for vaccine and drug candidates has progressed during and after
294 subsequent human outbreaks and without any distinctive relationship to viral discovery in animal
295 hosts, even upon the discovery of a novel strain of Marburg virus through PREDICT.

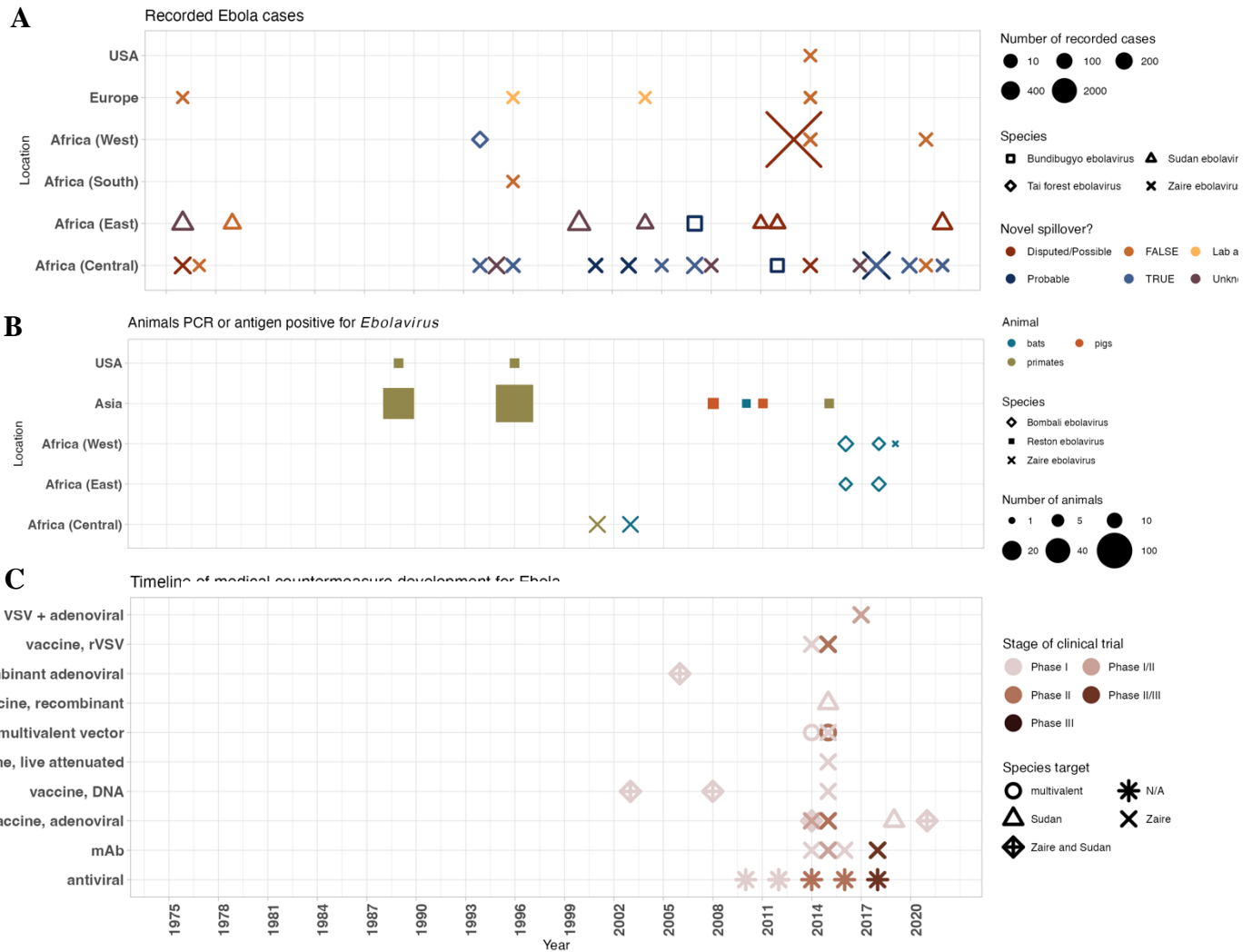
296 *Figure 3: Marburg outbreaks, animal surveillance, and MCM development*



297 EVD outbreaks, animal surveillance, and MCM development present similar patterns. MCM
298 development primarily has followed the historic 2013-2016 West Africa epidemic, and animal
299 surveillance has found limited success detecting any *Ebolavirus* in samples (Figure 4). The Zaire
300 species has caused a plurality of EVD outbreaks since the first documented cases in 1976 (Figure
301 4A). Several investigations to discern outbreak origins have offered inconclusive evidence as to
302 the source of disease or implicated flare-ups of undetected human-to-human transmission. In two
303 recent notable instances of 2021 outbreaks in Guinea and the Democratic Republic of the Congo,
304 epidemiological investigations traced the outbreaks to persistent viral infections and traced non-
305 spillover-related transmission chains, calling into question the degree to which zoonotic spillover
306 drives EVD outbreaks (Supplementary Information). Another study of the historic 2013-2016
307 epidemic raises questions about the hypothesis that the outbreak originated through a spillover
308 event from a bat to a child near a hollow tree in the Guinean village of Meliandou, especially
309 with no viral genomic material recovered near this site.⁵⁶ Extended interviews with villagers
310 have suggested instead that a persistently infected survivor from Sierra Leone in close contact
311 with the child and his family may have first transmitted the virus.⁵⁷

312
313 Simultaneously, animal viral discovery has done little to prospectively identify novel sources of
314 spillover for EVD. In 2016, PREDICT detected a novel species of *Ebolavirus*, which was named
315 the Bombali virus and per one preliminary study could mediate entry into human cells (Figure
316 4B).⁵⁸ However, more recent *in vivo* and *in vitro* studies suggest that *Bombali ebolavirus* has low
317 pathogenic potential in humans, and it has not caused a documented outbreak in humans.^{59, 60}
318 Reston ebolavirus is not known to cause disease in humans but has been detected more
319 frequently than any other *Ebolavirus*, often in diseased non-human primates in laboratory
320 settings. No viral prospecting efforts have successfully isolated live virus from any putative
321 reservoir species. *Tai forest ebolavirus* was discovered when a researcher was infected during an
322 investigation of disease in chimpanzees, likely while conducting a necropsy, but has not caused
323 any documented outbreaks since (Supplementary Information). Furthermore, no Bombali-
324 specific MCM development has progressed to a pre-clinical phase, and no MCM has specific
325 regulatory approval for use against Sudan ebolavirus (Figure 4C). MCM development against
326 *Ebolavirus* largely has followed the 2013-2016 epidemic and focused on *Zaire ebolavirus*, such
327 that no approved MCMs were available to aid in responses for recent resurgences of *Sudan*
328 *ebolavirus*.

329 *Figure 4: Ebola outbreaks, animal surveillance, and MCM development*



330 Discussion

331

332 This Analysis finds that viral prospecting and animal surveillance writ large have played a
333 limited role in advancing preparedness and response for viral infectious diseases in humans as
334 evaluated primarily through MCM development. These patterns suggest that viral prospecting
335 does not address a rate-limiting step for preparedness efforts, especially when considered in
336 conjunction with vast estimates of viral diversity and few parameters to guide high-yield
337 searches for viruses of consequence for human disease. Our findings raise questions about
338 whether viral prospecting is feasible, necessary, or sufficient as a means of predicting disease
339 emergence and driving MCM development for emerging infectious diseases.

340

341 On feasibility, we note that searches for viruses in animals generally have been inadequate for
342 pre-emptive and, to a lesser extent, post-hoc identification of viral threats to humans. Prospecting
343 efforts in animals to date have had limited success in identifying novel viruses likely to pose
344 substantial threats of outbreaks in humans. Efforts to definitively establish animal reservoirs for
345 known human pathogens have had notable failures so far, most notably for ebolaviruses. Animal
346 surveillance has achieved limited success in isolating from wildlife, especially bats, PCR or
347 antigen-positive samples of viruses that cause disease in humans. It has only isolated one novel
348 Ebola or Marburg species (Bombali ebolavirus), which seems as-yet unable to cause outbreaks in
349 humans — as with other novel filoviruses discovered through viral prospecting^{61, 62} — and has
350 received scant attention as a target for MCM development.^{63, 64}

351

352 On sufficiency, we find for the 11 viruses to our knowledge discovered in a zoonotic host before
353 causing documented clusters of cases in humans that there have been few differences in capacity
354 for preparedness and response relative to other threats first discovered during a human outbreak,
355 as well as no identifiable advances in preparedness between discovery in an animal and
356 subsequent human outbreaks. Most of these viruses do not (yet) cause notable outbreaks in
357 humans. Three viruses have caused several significant outbreaks, and MCM development against
358 these three has not progressed differently from viral threats discovered in other ways. We note
359 that while mosquito-based surveillance, especially for yellow fever, has identified several viruses
360 with the ability to cause disease in humans and enabled various ecological and virological studies
361 during and prior to outbreaks, systematic animal surveillance efforts in wildlife or domestic
362 animals — the focus of most viral prospecting efforts today — have found comparatively limited
363 success.

364

365 On necessity, there are still no vaccines approved for use in humans against any virus in 10 of 26
366 virus families with at least one virus known to infect humans, and the majority of disease
367 outbreaks in humans involve known human pathogens or close relatives of known human
368 pathogens. Even within the 16 of 26 virus families that contain at least one virus with an
369 approved vaccine, several known threats (e.g., Zika, West Nile, Nipah, Lassa) with demand for a
370 vaccine do not have a countermeasure approved for widespread use. This undermines the
371 hypothesis that a lack of candidate pathogens known prior to outbreaks is a limiting factor in our
372 ability to develop MCMs and advance preparedness. On the contrary, most priority viruses for
373 current MCM development efforts are pathogens that were discovered several decades ago but
374 remain “high-value” targets with a lack of effective interventions, for reasons ranging from
375 technical challenges to market failures.⁶⁵ Larger regional outbreaks have instead been the

376 catalyzing force for accelerated R&D, especially with vaccines. These data do not account for
377 early-stage research for vaccine candidates often funded by various national funding agencies.
378 However, they reflect the degree to which R&D efforts have not exhausted the work required to
379 translate from known viral threats to approved vaccines against them.

380
381 Our analyses of filoviruses point at a larger body of research regarding viruses with known
382 zoonotic hosts or assumed reservoirs that sometimes reemerge due to undetected or new modes
383 of human-to-human transmission rather than new spillovers.^{66, 67, 68, 69, 70, 71, 72, 73} This raises
384 questions about the degree to which outbreak frequency is increasing relative to public health
385 capacity to detect outbreaks and coordination between local health efforts or institutions and
386 international public health bodies. The case for being able to prospectively identify the source of
387 a possible future outbreak from an animal reservoir to advance preparedness is relatedly tenuous,
388 in light of notable difficulties associated with retrospectively discerning the origins of known
389 outbreaks. Surveillance in animals with the goal of finding viruses with a high risk for spillover
390 presumes that we have valid and reliable predictors of what viruses are likely to spill over and
391 from where. The fact that we often cannot definitively isolate the putative virological source of
392 an outbreak suggests that we do not have the data to generate such an account. Repeated
393 spillovers of known viruses and flare-ups of human transmission that was previously undetected
394 each contribute to the burden of disease emergence in a way that viral prospecting cannot
395 significantly address. The filoviruses case study and our analyses more broadly instead suggest
396 that existing disease in humans offers the best frameworks for preparedness and proxy for future
397 disease widespread events in humans.

398
399 These analyses have some limitations, including an exclusive focus on viral pathogens (not
400 bacterial or other zoonoses). First, filoviruses present one possible “best-case” scenario for MCM
401 development, given extensive attention as a biosecurity concern. They do not pose the same
402 challenges of respiratory transmission and high mutation rates that might more strongly motivate
403 discovery efforts for coronaviruses or orthomyxoviruses (influenza). Second, our analysis mainly
404 addresses a very specific endpoint of regulatory approval or lack thereof for the use of a vaccine
405 in human populations, but it neither evaluates general capacity for scaled-up, widespread MCM
406 manufacturing and equitable access nor accounts for veterinary vaccine development. Third, we
407 do not make any explicit cost-benefit or risk-reward assessments. Finally, this analysis considers
408 neither capacity-building and behavioral interventions nor research characterizing mechanisms
409 such as viral entry or replication as a result of viral prospecting. We also note that the
410 characterization of viral diversity and detection of viral threats are two distinct goals implicated
411 in virus prospecting projects, and our study focuses on the latter. It relatedly does not account for
412 less tangible ways in which prior knowledge about viruses, general healthcare system
413 strengthening, or non-pharmaceutical interventions have factored into outbreak responses but
414 does not equate the lack of direct MCM development with a lack of value for virus prospecting.

415
416 However, one possible implication of our analysis is that capacity-building through other
417 activities such as (i) the surveillance of endemic viruses or disease in humans, rather than
418 animals, and (ii) the prevention of ongoing spillover of known viruses, such as Nipah, by
419 measures to reduce human contact with reservoirs and materials they contaminate,⁷⁴ might still
420 advance similar characterization-style goals of basic research. Such an approach may also
421 contribute more concretely and reliably to preparedness efforts against future known and

422 unknown threats, whether through vaccine development projects or other such initiatives that
423 require dedicated technical, political, and financial resources.

424
425 We additionally evaluate two major plausible responses to our data and conclusions. The first is
426 that these results only underscore the need for more extensive viral prospecting and MCM
427 development efforts by highlighting the shortcomings of limited resources and efforts thus far.
428 We note, however, the demonstrated difficulty of robustly assessing the pathogenicity of all
429 viruses discovered through such initiatives and the various bottlenecks associated with
430 translating knowledge of a virus to a usable vaccine or therapeutic. Scaling viral prospecting
431 would not address these translational gaps, which themselves suggest that technical deficits in
432 preparedness lie more in R&D or health-related infrastructure rather than predictions about
433 viruses to target. A second response is that increased animal surveillance would allow more work
434 to manage and curb human-wildlife interactions to stop possible spillover events before they
435 even occur, especially in developing countries and through practices such as bushmeat hunting.⁷⁵
436 However, the realities of an unequal and globalized world complicate this focus as a simple or
437 all-encompassing policy intervention. For example, bats are a source of subsistence food and
438 income in some rural communities in Africa,⁷⁶ while several internationally driven development
439 projects have disrupted ecosystem dynamics in ways that have brought humans and animals
440 closer together and exacerbated disease risk.⁷⁷ On the other hand, intensive agricultural
441 practices¹⁰ or various factory farming-related risks of spillover from animal hosts for countries
442 like the United States have gone somewhat unattended, such that responses to recent zoonotic
443 outbreaks such as H5N1 from cattle have suffered from a lack of coordinated infrastructure. To
444 address risks of spillover, then, would involve addressing social and economic dimensions of the
445 contexts in which disease emerges. On their own, efforts to discover novel viruses pre-emptively
446 offer little by way of predicting the ways in which people will respond to disease threats or deem
447 preparedness measures adequate, suggesting that prediction as a paradigm itself requires
448 refinement to offer legitimate predictive “power” for future problems.⁷⁸

449
450 Further analyses of animal surveillance and viral prospecting might develop case studies across
451 different virus families to specify the conditions under which such efforts would be most
452 beneficial or track publications over time directly linked to linked to discoveries from viral
453 prospecting. Additional work might chart MCM development timelines across clinical trials and
454 MCM type across and within each virus family or characterize sampling efforts by assessing
455 genomic diversity of sequences from animal surveillance relative to known human infections.

456
457 In terms of interventions for preparedness and response such as surveillance and R&D, history
458 suggests that prospecting for novel viruses is unlikely to find the next Disease X before it “finds
459 us.” We suggest that public health and policy decision-makers consider what specific forms of
460 information and coordination allow for more targeted efforts that matter to people’s lives in the
461 face of infectious disease threats instead of merely populating a universalizable database of viral
462 zoonoses. As others have proposed, more focused serological and viral surveillance for disease
463 in humans who are in contact with wildlife or livestock might provide more effective proxies for
464 emerging disease risks and a clearer picture of disease burden while furthering knowledge of
465 viral ecology.^{29, 79} Organizations like CEPI were created to address gaps in R&D efforts,
466 especially in relation to market failures. Further efforts to advance clinical trials during
467 outbreaks, including through innovative trial design and use of correlates of protections, and to

468 develop MCMs that can be stockpiled prior to an outbreak would work to close gaps for known
469 threats in ways that would build a stronger foundation for responses to yet-unknown viruses.

470
471 The lack of promised benefits from animal surveillance, alongside the extensive costs and
472 possible risks referenced in the Introduction, point in favor of an argument for focusing resources
473 elsewhere. These alternative directions offer other ways to expand capacity and further basic
474 science — whether by improving MCM development efforts for known but under-characterized
475 endemic threats of increasing epidemic concern, or strengthening local healthcare infrastructure
476 to better ascertain and address the burden of diseases like Ebola and Marburg. Concerted
477 attention to repeated and ongoing outbreaks in humans, especially in low and middle-income
478 countries, would serve human health writ large and bolster preparedness for future global
479 outbreaks in the event of increased spread. Mpox, the disease associated with monkeypox virus,
480 offers an example of why such an approach merits further consideration. First, decades of
481 increased disease incidence in parts of Africa went ignored internationally until a widespread
482 global epidemic and PHEIC in 2022.⁸⁰ Second, one recent study suggests that what was once
483 thought to be spillover-induced spread of disease was in fact undetected human-to-human
484 transmission.⁸¹ Third, in keeping with considerations around equity, as of April 2024 populations
485 affected in Africa are yet to receive a dose of the smallpox-monkeypox vaccine.⁸² The fact that
486 scientists discovered monkeypox in an animal prior to the first documented outbreak of the
487 disease in humans has had little bearing on these challenges today.

488
489 In summary, viral prospecting in nonhuman animals does little to detect disease threats of
490 consequence for human populations and has little to show in terms of advancing translational
491 research for MCMs. Notwithstanding the value of acquiring further knowledge about viral
492 diversity and expanding scientific capacity, narrow demonstrated benefits raise questions about
493 whether other modes of preparedness might offer more suitable ways of achieving similar and
494 further ends, without additional and inherent tradeoffs in cost, safety, or other domains. Closer
495 attention to viral diseases in humans, whether emergent or known and often under-addressed,
496 might instead lend itself to addressing inequalities and baseline capacity related to routine health
497 needs across the world in ways that simultaneously strengthen preparedness and response against
498 future emerging outbreaks.

499

500 **Legends**

501

502 *Table 1: Viruses first discovered in animals before causing an outbreak in humans*

503

504 *Figure 1: Geographic and viral distribution of WHO DON reports (1996-2019)*

505 Regional distribution for virus-only subset of WHO Disease Outbreak News reports from
506 Carlson et al. (2023) database.

507

508 *Table 2: WHO PHEIC declarations by viral disease and discovery status*

509

510 *Figure 2: Characteristics of viruses on priority lists for MCM research and development*

511 Priority pathogens for research under WHO, NIAID (Category A), UKVN, and/or CEPI were
512 assessed for mode of transmission, first recorded outbreak, and circumstances under which they
513 were first isolated.

514

515 *Table 3: Vaccine development and viral discovery across virus families*

516

517 *Figure 3: Marburg outbreaks, animal surveillance, and MCM development*

518 A) Timeline of MVD outbreaks by country, assessment of novel spillover event as source of
519 outbreak, and primary outbreak population. The Angola outbreak, the largest recorded, is the
520 large “X” at 2004 and Africa (Central). B) Timeline of when and where samples from animals
521 were positive for Marburg virus by polymerase chain reaction. C) Timeline of published pre-
522 clinical (and non-murine) work and clinical trials by type of medical countermeasure specifically
523 targeting Marburg virus.

524

525 *Figure 4: Ebola outbreaks, animal surveillance, and MCM*

526 A) Timeline of EVD outbreaks by species, assessment of novel spillover event as source of
527 outbreak, and location. B) Timeline of when and where samples from animals were positive for
528 an *Ebolavirus* by polymerase chain reaction or antigen test. C) Timeline of clinical trials by type
529 of medical countermeasure specifically targeting an *Ebolavirus*.

530 **Methods**

531

532 To broadly assess relationships between discovery in animals, disease outbreaks in humans, and
533 preparedness through medical countermeasures across viral taxa, we began by referencing the
534 ViralZone project⁸³ (managed by the virus program of the Swiss-Prot group of the SIB Swiss
535 Institute of Bioinformatics), International Committee on Taxonomy of Viruses (ICTV) lists from
536 2022,⁸⁴ and a 2018 paper on Classification of Human Viruses.⁵³ We first assessed the ViralZone
537 list for viruses that were isolated in animals prior to any subsequent clusters of cases in humans,
538 excluding viruses for which only singleton human cases have been reported to focus on
539 pathogens of public health concern for potential outbreaks. We also used these lists to determine
540 the first recorded outbreak of any virus from each family with at least one virus known to infect
541 humans, either by conducting that search or systematically evaluating each virus known to infect
542 humans in each family.

543

544 We approached the question of viral discovery once more by analyzing documented outbreaks in
545 humans. We subset Carlson et al.'s Disease Outbreak News database⁴⁷ to only include reports of
546 viral diseases and then analyzed the geographic and virological distribution of emerging disease
547 threats. We report frequency of DONs, noting that extended outbreaks are represented with more
548 frequent and recurring weekly reports. As a result, our visualization of DONs offers a proxy for
549 both the occurrence of a disease threat and the magnitude of it, which we chose over number of
550 cases or disability-adjusted life years to reflect national and international public health
551 institutions' concerns regarding disease preparedness and response rather than epidemiological
552 or economic statistics alone. We then referenced a WHO list of Public Health Emergency of
553 International Concern (PHEIC) declarations and performed a similar analysis of disease origins.

554

555 Our analysis of priority pathogens drew from the 4 lists created by international and national
556 bodies following the 2013-2016 Ebola epidemic, namely: WHO, NIAID (Category A), UKVN,
557 and CEPI. We compiled priority pathogens across these lists to focus on viral threats and then
558 conducted similar reviews to ascertain the circumstances in which each virus was first isolated.
559 The figure excludes smallpox, which only the NIAID lists prioritizes and on biosecurity grounds,
560 because the WHO declared the virus eradicated in 1980 and the first of several vaccines against
561 the virus was developed in 1796.

562

563 We then used the virus families framework as described by Graham and Sullivan,⁸⁵ among
564 others, to evaluate the vaccine development landscape across virus families. We conducted a
565 literature review to determine the year in which a vaccine was first approved for use in humans,
566 primarily by a regulatory body — with the exception of rabies and smallpox, for which
567 widespread vaccination preceded any regulatory approval. We coupled our evaluation of vaccine
568 development with our analyses of when and how the first virus associated with each family was
569 isolated, irrespective of the specific virus' ability to infect humans. We focused on vaccines as
570 opposed to other medical countermeasures because of our focus on public health approaches to
571 preparedness over treatment in clinical settings, although we acknowledge the importance of
572 therapeutic and diagnostic development as other relevant aspects for future consideration.

573

574 For our filoviruses case study, we based our literature search on information from the United
575 States Centers for Disease Control and Prevention's (CDC) timeline of EVD and MVD

576 outbreaks over time. We used this timeline to then expand data collection to World Health
577 Organizational and sub-regional organizations' outbreak disease outbreak reports for additional
578 epidemiological information. These sources were used to find key publications through PubMed
579 and article citations to answer specific questions surrounding evidence for novel spillover and
580 general outbreak origins, the context within which an outbreak began, and the demographics
581 within which the virus spread. Case counts for each outbreak are based on laboratory-confirmed
582 and suspected cases, where possible. In ascertaining whether an outbreak was caused by a novel
583 spillover event, we used the following schematic: 1) *True* if both genomic and epidemiological
584 evidence supported a novel spillover event, given availability of genomic data; 2) *Probable* if
585 relatively conclusive genomic or epidemiological evidence but lacking evidence of the other
586 form (provided both methods were available) or some other acknowledgement of uncertainty; 3)
587 *Disputed/Possible* with competing explanations and unresolved debates within the literature; 4)
588 *Unknown* if there was no evidence to whether a novel spillover event or existing circulating
589 infection could be identified as the source of the outbreak or if literature generally states that the
590 origins of a particular outbreak are unknown; 5) *False* if both genomic and epidemiological
591 evidence identified existing and circulating infections in humans as the outbreak source. We
592 conducted literature review for studies that found samples positive for *Ebolavirus* or
593 *Marburgvirus* by polymerase chain reaction or antigen test to characterize animal host discovery
594 over time, corroborated by GenBank searches for sequencing data. We did not include studies
595 that reported seropositivity for either filovirus because this analysis focuses on surveillance for
596 viruses to further understandings of potential pathogens rather than presence or absence of
597 known viruses that elucidate, for instance, traces of infection in animal hosts. These criteria
598 exclude several studies in which animal hosts are seropositive for a filovirus but none are
599 positive by a molecular test for the presence of virus. For similar reasons, we did not include the
600 many studies that describe efforts that failed to detect any sample that was positive for an
601 *Ebolavirus* or *Marburgvirus*. Finally, we searched PubMed for reviews of EVD and MVD
602 countermeasure development using the search terms "ebola," "marburg," and "filovirus" with
603 "countermeasures," "vaccine," "antibody," and "antiviral." These reviews guided the
604 construction of a set of relevant MCMs of interest, which then informed a further literature
605 search to ascertain the timeline of clinical development (e.g., not basic research) for these
606 countermeasures. The lack of any clinical trial beyond Phase I for MVD motivated further
607 characterization of preclinical research against marburgviruses. In parallel, the search terms
608 "ebola," "marburg," and "filovirus" were used on ClinicalTrials.gov to determine the progression
609 of various countermeasures through clinical trials. Our dataset primarily includes the first
610 instance of a clinical trial in a particular phase for a particular vaccine or drug candidate and is
611 not comprehensive as to include all trials for comparing different dosage regimes or studying
612 efficacy in different populations, for example.

613 End Notes

614 Supplementary Information is available for this paper.

615 Author Contributions: M.L. and A.V.A. conceived of the study. A.V.A. developed and carried
616 out data collection and analyses. All authors contributed to writing the manuscript.

617 The authors thank Erin Mordecai for her comments on a later-stage version of this manuscript
618 and multiple participants at the Ecology and Evolution of Infectious Diseases Conference
619 (Stanford University, 2024) for comments on an earlier version of this work.

620 Competing Interests: A.V.A. was an intern for CEPI in 2023 and is a consultant for Centivax,
621 Inc. M.L. is on the Scientific Advisory Board for CEPI.

622 M.L. thanks the VK fund for CCDD, Open Philanthropy, and the DALHAP fund for supporting
623 this work. Correspondence and requests for materials should be addressed to M.L.

References

¹ Preston, E. C. About PREDICT | School of Veterinary Medicine. <https://ohi.vetmed.ucdavis.edu/programs-projects/predict-project/about> (2019).

² USAID Announces New \$125 Million Project To Detect Unknown Viruses With Pandemic Potential | Press Release. *U.S. Agency for International Development* <https://www.usaid.gov/news-information/press-releases/oct-5-2021-usaid-announces-new-125-million-project-detect-unknown-viruses-pandemic-potential> (2023).

³ Global Virome Project. *Global Virome Project* <https://www.globalviromeproject.org>.

⁴ Becker, D. J. *et al.* Dynamic and integrative approaches to understanding pathogen spillover. *Philos Trans R Soc Lond B Biol Sci* **374**, 20190014 (2019).

⁵ WHO to identify pathogens that could cause future outbreaks and pandemics. <https://www.who.int/news/item/21-11-2022-who-to-identify-pathogens-that-could-cause-future-outbreaks-and-pandemics> (2022).

⁶ Gostin, L. O. The pandemic treaty: a grand global social bargain. *Nature Medicine* (2024) doi:10.1038/d41591-024-00043-z.

⁷ Vora, N. M. *et al.* The Lancet–PPATS Commission on Prevention of Viral Spillover: reducing the risk of pandemics through primary prevention. *The Lancet* **403**, 597–599 (2024).

⁸ Woolhouse, M., Scott, F., Hudson, Z., Howey, R. & Chase-Topping, M. Human viruses: discovery and emergence. *Philos Trans R Soc Lond B Biol Sci* **367**, 2864–2871 (2012).

⁹ Ellwanger, J. H. & Chies, J. A. B. Zoonotic spillover: Understanding basic aspects for better prevention. *Genet Mol Biol* **44**, e20200355.

¹⁰ Slingenbergh, J., Gilbert, M., Balogh De, K. & Wint, W. Ecological sources of zoonotic diseases: -EN- -FR- -ES-. *Rev. Sci. Tech. OIE* **23**, 467–484 (2004).

¹¹ Carroll, D. *et al.* The Global Virome Project. *Science* **359**, 872–874 (2018).

¹² Carlson, C. J., Zipfel, C. M., Garnier, R. & Bansal, S. Global estimates of mammalian viral diversity accounting for host sharing. *Nat Ecol Evol* **3**, 1070–1075 (2019).

¹³ Parker, C. \$75M pandemic warning system: UC Davis leads global effort to detect diseases moving from wildlife to people. *UC Davis* <https://www.ucdavis.edu/news/75m-pandemic-warning-system-uc-davis-leads-global-effort-detect-diseases-moving-wildlife-people> (2009).

¹⁴ PATHOGEN DETECTION & VIRAL DISCOVERY. *PREDICT Project* <https://p2.predict.global/discovery>.

¹⁵ Han, B. A., Kramer, A. M. & Drake, J. M. Global Patterns of Zoonotic Disease in Mammals. *Trends Parasitol* **32**, 565–577 (2016).

¹⁶ Wille, M., Geoghegan, J. L. & Holmes, E. C. How accurately can we assess zoonotic risk? *PLOS Biology* **19**, e3001135 (2021).

¹⁷ Mollentze, N. & Streicker, D. G. Viral zoonotic risk is homogenous among taxonomic orders of mammalian and avian reservoir hosts. *Proc. Natl. Acad. Sci. U.S.A.* **117**, 9423–9430 (2020).

¹⁸ Cohen, L. E., Fagre, A. C., Chen, B., Carlson, C. J. & Becker, D. J. Coronavirus sampling and surveillance in bats from 1996–2019: a systematic review and meta-analysis. *Nat Microbiol* **8**, 1176–1186 (2023).

¹⁹ Bernstein, A. S. *et al.* The costs and benefits of primary prevention of zoonotic pandemics. *Sci. Adv.* **8**, eabl4183 (2022).

²⁰ Carlson, C. J. *et al.* Climate change increases cross-species viral transmission risk. *Nature* **607**, 555–562 (2022).

²¹ Lemieux, A., Colby, G. A., Poulain, A. J. & Aris-Brosou, S. Viral spillover risk increases with climate change in High Arctic lake sediments. *Proc. R. Soc. B.* **289**, 20221073 (2022).

- ²² Grange, Z. L. *et al.* Ranking the risk of animal-to-human spillover for newly discovered viruses. *Proc. Natl. Acad. Sci. U.S.A.* **118**, e2002324118 (2021).
- ²³ Amman, B. R. *et al.* A Recently Discovered Pathogenic Paramyxovirus, Sosuga Virus, is Present in Roussettus aegyptiacus Fruit Bats at Multiple Locations in Uganda. *J Wildl Dis* **51**, 774–779 (2015).
- ²⁴ Garland-Lewis, G., Whittier, C., Murray, S., Trufan, S. & Rabinowitz, P. M. Occupational Risks and Exposures Among Wildlife Health Professionals. *Ecohealth* **14**, 20–28 (2017).
- ²⁵ Willman, D. & Warrick, J. Research with exotic viruses risks a deadly outbreak, scientists warn. *Washington Post* <https://www.washingtonpost.com/investigations/interactive/2023/virus-research-risk-outbreak/> (2024).
- ²⁶ Sandbrink, J., Ahuja, J., Swett, J., Koblentz, G. & Standley, C. Mitigating Biosecurity Challenges of Wildlife Virus Discovery. SSRN Scholarly Paper at <https://doi.org/10.2139/ssrn.4035760> (2022).
- ²⁷ Willman, D. The US quietly terminates a controversial \$125m wildlife virus hunting programme amid safety fears. *BMJ* **382**, p2002 (2023).
- ²⁸ Holmes, E. C. COVID-19—lessons for zoonotic disease. *Science* **375**, 1114–1115 (2022).
- ²⁹ Holmes, E. C., Rambaut, A. & Andersen, K. G. Pandemics: spend on surveillance, not prediction. *Nature* **558**, 180–182 (2018).
- ³⁰ Carlson, C. J. From PREDICT to prevention, one pandemic later. *Lancet Microbe* **1**, e6–e7 (2020).
- ³¹ Grard, G. *et al.* A Novel Rhabdovirus Associated with Acute Hemorrhagic Fever in Central Africa. *PLOS Pathogens* **8**, e1002924 (2012).
- ³² Wolfe, N. D., Daszak, P., Kilpatrick, A. M. & Burke, D. S. Bushmeat Hunting, Deforestation, and Prediction of Zoonotic Disease - Volume 11, Number 12—December 2005 - Emerging Infectious Diseases journal - CDC. **11**, (2005).
- ³³ Carroll, D. *et al.* Preventing the next pandemic: the power of a global viral surveillance network. *BMJ* **372**, n485 (2021).
- ³⁴ Global Virome Project. *Global Virome Project* <https://www.globalviromeproject.org> (2021).
- ³⁵ Allen, T. *et al.* Global hotspots and correlates of emerging zoonotic diseases. *Nat Commun* **8**, 1124 (2017).
- ³⁶ Karesh, W. B. *et al.* Ecology of zoonoses: natural and unnatural histories. *The Lancet* **380**, 1936–1945 (2012).
- ³⁷ Flanagan, M. L. *et al.* Anticipating the Species Jump: Surveillance for Emerging Viral Threats. Copy at https://cobeylab.uchicago.edu/media/publication_files/a556992.pdf (2010).
- ³⁸ Gomes, B. M., Rebelo, C. B. & Alves de Sousa, L. Chapter 2 - Public health, surveillance systems and preventive medicine in an interconnected world. in *One Health* (eds. Prata, J. C., Ribeiro, A. I. & Rocha-Santos, T.) 33–71 (Academic Press, 2022). doi:10.1016/B978-0-12-822794-7.00006-X.
- ³⁹ Excler, J.-L., Saville, M., Berkley, S. & Kim, J. H. Vaccine development for emerging infectious diseases. *Nat Med* **27**, 591–600 (2021).
- ⁴⁰ Morse, S. S. *et al.* Prediction and prevention of the next pandemic zoonosis. *The Lancet* **380**, 1956–1965 (2012).
- ⁴¹ R&D Blueprint. *World Health Organization* <https://www.who.int/teams/blueprint> (2024).
- ⁴² Daszak, P. Lessons from COVID-19 to Help Prevent Future Pandemics. *CCDCW* **3**, 132–133 (2021).
- ⁴³ About Mpox | Mpox | Poxvirus | CDC. <https://www.cdc.gov/poxvirus/mpox/about/index.html> (2024).
- ⁴⁴ Zika virus. *World Health Organization* <https://www.who.int/news-room/fact-sheets/detail/zika-virus> (2022).
- ⁴⁵ Gerken, K. N. *et al.* Paving the way for human vaccination against Rift Valley fever virus: A systematic literature review of RVFV epidemiology from 1999 to 2021. *PLoS Negl Trop Dis* **16**, e0009852 (2022).
- ⁴⁶ Shchelkunova, G. A. & Shchelkunov, S. N. Smallpox, Monkeypox and Other Human Orthopoxvirus Infections. *Viruses* **15**, 103 (2022).
- ⁴⁷ Carlson, C. J. *et al.* The World Health Organization’s Disease Outbreak News: A retrospective database. *PLOS Global Public Health* **3**, e0001083 (2023).
- ⁴⁸ Wilder-Smith, A. & Osman, S. Public health emergencies of international concern: a historic overview. *J Travel Med* **27**, taaa227 (2020).
- ⁴⁹ Priority diseases | CEPI. <https://cepi.net/priority-diseases> (2023).
- ⁵⁰ NIAID Biodefense Pathogens | NIAID: National Institute of Allergy and Infectious Diseases. <https://www.niaid.nih.gov/research/niaid-biodefense-pathogens> (2024).
- ⁵¹ Noad, R. J. *et al.* UK vaccines network: Mapping priority pathogens of epidemic potential and vaccine pipeline developments. *Vaccine* **37**, 6241–6247 (2019).
- ⁵² Prioritizing diseases for research and development in emergency contexts. *World Health Organization* <https://www.who.int/activities/prioritizing-diseases-for-research-and-development-in-emergency-contexts> (2024).
- ⁵³ Siegel, R. D. Classification of Human Viruses. *Principles and Practice of Pediatric Infectious Diseases* 1044–1048.e1 (2018) doi:10.1016/B978-0-323-40181-4.00201-2.

-
- ⁵⁴ CDC. Outbreak History. *Ebola* <https://www.cdc.gov/ebola/outbreaks/index.html> (2024).
- ⁵⁵ Bausch, D. G. *et al.* Marburg Hemorrhagic Fever Associated with Multiple Genetic Lineages of Virus. *N Engl J Med* **355**, 909–919 (2006).
- ⁵⁶ Marí Saéz, A. *et al.* Investigating the zoonotic origin of the West African Ebola epidemic. *EMBO Mol Med* **7**, 17–23 (2015).
- ⁵⁷ Fairhead, J., Leach, M. & Millimouno, D. Spillover or endemic? Reconsidering the origins of Ebola virus disease outbreaks by revisiting local accounts in light of new evidence from Guinea. *BMJ Global Health* **6**, e005783 (2021).
- ⁵⁸ Goldstein, T. *et al.* Discovery of a new ebolavirus (Bombali virus) in molossid bats in Sierra Leone. *Nat Microbiol* **3**, 1084–1089 (2018).
- ⁵⁹ Forbes, K. M. *et al.* Bombali Virus in Mops condylurus Bat, Kenya. *Emerg Infect Dis* **25**, 955–957 (2019).
- ⁶⁰ Bodmer, B. S. *et al.* In vivo characterization of the novel ebolavirus Bombali virus suggests a low pathogenic potential for humans. *Emerg Microbes Infect* **12**, 2164216.
- ⁶¹ Kemenesi, G. *et al.* Isolation of infectious Lloviu virus from Schreiber’s bats in Hungary. *Nat Commun* **13**, 1706 (2022).
- ⁶² He, B. *et al.* Isolation, characterization, and circulation sphere of a filovirus in fruit bats. *Proc. Natl. Acad. Sci. U.S.A.* **121**, e2313789121 (2024).
- ⁶³ Bodmer, B. S. *et al.* Remdesivir inhibits the polymerases of the novel filoviruses Lloviu and Bombali virus. *Antiviral Res* **192**, 105120 (2021).
- ⁶⁴ Bentley, E. M. *et al.* Cross-Neutralisation of Novel Bombali Virus by Ebola Virus Antibodies and Convalescent Plasma Using an Optimised Pseudotype-Based Neutralisation Assay. *Trop Med Infect Dis* **6**, 155 (2021).
- ⁶⁵ Plotkin, S. A., Mahmoud, A. A. F. & Farrar, J. Establishing a Global Vaccine-Development Fund. *N Engl J Med* **373**, 297–300 (2015).
- ⁶⁶ Leendertz, S. A. J. Testing New Hypotheses Regarding Ebolavirus Reservoirs. *Viruses* **8**, 30 (2016).
- ⁶⁷ Leroy, E. M. *et al.* Human asymptomatic Ebola infection and strong inflammatory response. *Lancet* **355**, 2210–2215 (2000).
- ⁶⁸ Halfmann, P. J. *et al.* Serological analysis of Ebola virus survivors and close contacts in Sierra Leone: A cross-sectional study. *PLoS Negl Trop Dis* **13**, e0007654 (2019).
- ⁶⁹ Shaffer, K. C. L. *et al.* Pan-ebolavirus serology study of healthcare workers in the Mbandaka Health Region, Democratic Republic of the Congo. *PLoS Negl Trop Dis* **16**, e0010167 (2022).
- ⁷⁰ Kortepeter, M. G., Dierberg, K., Shenoy, E. S. & Cieslak, T. J. Marburg virus disease: A summary for clinicians. *Int J Infect Dis* **99**, 233–242 (2020).
- ⁷¹ Latinne, A. *et al.* One Health Surveillance Highlights Circulation of Viruses with Zoonotic Potential in Bats, Pigs, and Humans in Viet Nam. *Viruses* **15**, 790 (2023).
- ⁷² Rimoin, A. W. *et al.* Major increase in human monkeypox incidence 30 years after smallpox vaccination campaigns cease in the Democratic Republic of Congo. *Proc Natl Acad Sci U S A* **107**, 16262–16267 (2010).
- ⁷³ Judson, S. D. & Munster, V. J. The Multiple Origins of Ebola Disease Outbreaks. *The Journal of Infectious Diseases* **228**, S465–S473 (2023).
- ⁷⁴ Plowright, R. K. *et al.* Ecological countermeasures to prevent pathogen spillover and subsequent pandemics. *Nat Commun* **15**, 2577 (2024).
- ⁷⁵ Osofsky, S. A., Lieberman, S., Walzer, C., Lee, H. L. & Neme, L. A. An immediate way to lower pandemic risk: (not) seizing the low-hanging fruit (bat). *The Lancet Planetary Health* **7**, e518–e526 (2023).
- ⁷⁶ Kamins, A. O. *et al.* Uncovering the fruit bat bushmeat commodity chain and the true extent of fruit bat hunting in Ghana, West Africa. *Biol Conserv* **144**, 3000–3008 (2011).
- ⁷⁷ Leroy, E. M. *et al.* Human Ebola Outbreak Resulting from Direct Exposure to Fruit Bats in Luebo, Democratic Republic of Congo, 2007. *Vector-Borne and Zoonotic Diseases* **9**, 723–728 (2009).
- ⁷⁸ Jasanoff, S. Public Policy after Pandemic. *Boston Review* (2021).
- ⁷⁹ Akoi Boré, J. *et al.* Serological evidence of zoonotic filovirus exposure among bushmeat hunters in Guinea. *Nat Commun* **15**, 4171 (2024).
- ⁸⁰ Yinka-Ogunleye, A. *et al.* Outbreak of human monkeypox in Nigeria in 2017–18: a clinical and epidemiological report. *The Lancet Infectious Diseases* **19**, 872–879 (2019).
- ⁸¹ O’Toole, Á. *et al.* APOBEC3 deaminase editing in mpox virus as evidence for sustained human transmission since at least 2016. *Science* **382**, 595–600 (2023).
- ⁸² Cohen, J. Africa intensifies battle against mpox as ‘alarming’ outbreaks continue. Preprint at <https://doi.org/10.1126/science.zex54r1> (2024).

⁸³ Swiss-Prot. Human viruses and associated pathologies. *ViralZone* | *SIB Swiss Institute of Bioinformatics*
<https://viralzone.expasy.org/678> (2024).

⁸⁴ Master Species Lists | ICTV. <https://ictv.global/msl>.

⁸⁵ Graham, B. S. & Sullivan, N. J. Emerging viral diseases from a vaccinology perspective: preparing for the next pandemic. *Nat Immunol* **19**, 20–28 (2018).