

1 Assessing the benefits and risks to mothers and offspring of continuing treatment for maternal
2 hypertension and hypothyroidism: an observational cohort study in the UK Clinical Practice Research
3 Datalink

4

5 Ciarra-Jane S Barry^{a,b}, Venexia M Walker^{a,b,c}, Christy Burden^d, George Davey Smith^{a,b}, Neil M Davies^{e,f,g}

6

7

8 ^aMedical Research Council Integrative Epidemiology Unit, University of Bristol, Bristol, BS82BN, UK

9 ^bPopulation Health Sciences, Bristol Medical School, University of Bristol, Bristol, BS82BN, UK

L0 ^cDepartment of Surgery, University of Pennsylvania Perelman School of Medicine, Philadelphia,

L1 Pennsylvania, USA

L2 ^dTranslational Health Sciences, Bristol Medical School, University of Bristol, Bristol, UK

L3 ^eK.G. Jebsen Center for Genetic Epidemiology, Department of Public Health and Nursing, Norwegian

L4 University of Science and Technology, Trondheim, Norway

L5 ^f Division of Psychiatry, University College London, London, UK

L6 ^g Department of Statistical Science, University College London, London, UK

L7

L8 Corresponding author: Ciarra-Jane S Barry (ciarra.j.barry@bristol.ac.uk), +44 (0)117 331 0098

19

20 [Tweetable statement](#): New research examines associations between discontinuing medication for chronic
21 hypertension and hypothyroidism during pregnancy, and maternal and neonatal outcomes such as
22 gestational age and miscarriage #Pregnancy #MaternalHealth

23

24 [Short title](#): Evaluating Maternal Hypertension and Hypothyroidism Treatment Risks and Benefits: UK CPRD
25 Cohort Study Findings

26

27 [AJOG at a glance](#):

28

29 *A. Why was this study conducted?*

30 This study aimed to evaluate the risks and benefits of discontinuing maternal prescriptions for chronic
31 hypertension and hypothyroidism during pregnancy.

32

33 *B. What are the key findings?*

34 Discontinuing beta-blockers and thyroid hormones was associated with some improved maternal
35 outcomes, such as a reduced risk of miscarriage. We found limited evidence of an association between the
36 discontinuation of multiple drugs subclasses such as renin-angiotensin system drugs and differential risk of
37 maternal or neonatal outcomes.

38

39 *C. What does this study add to what is already known?*

40 This study provides observational evidence that discontinuing certain medications may not be strongly
41 associated with differential risk of maternal or neonatal outcomes and highlights the need for further
42 research due to limitations such as confounding by indication and potential data misclassification.

43

44

15 **Abstract:**

16 Exclusion of pregnant women from clinical trials, due to ethical concerns, has limited evidence on
17 medication safety during pregnancy, resulting in conservative guidance. Yet, rising prevalence of chronic
18 conditions in reproductive-age women has increased medication use. This study evaluates risks and
19 benefits of discontinuing drug prescriptions for chronic hypertension, and hypothyroidism during
20 pregnancy using linked primary care records from a longitudinal intergenerational database.

21 Using UK Clinical Practice Research Datalink (CPRD) GOLD, we conducted multivariable regression
22 models, adjusted for covariates, to assess maternal treatment discontinuation on various outcomes.

23 Cohorts of 3,232 and 3,334 pregnancies with chronic hypertension and hypothyroidism respectively
24 were derived from the CPRD. Discontinuing vasodilator antihypertensive drugs for hypertension was
25 associated with increased gestational age (mean difference: 3.98 weeks, 95% CI: 1.61, 6.35). Estimated
26 associations between other antihypertensives (calcium-channel blockers, diuretics or renin-angiotensin
27 system drugs) and any study outcome crossed the null. Discontinuing thyroid hormones for hypothyroidism
28 were associated with reduced the odds of miscarriage (OR: 0.29, 95% CI: 0.15, 0.54) and increased
29 gestational age (mean difference 1.84 weeks, 95% CI: 0.12, 3.57). Results were robust in sensitivity analysis.

30 This study reports a reassuring lack of association between many drug subclasses and adverse
31 offspring outcomes. This evidence of potential risk associated with treatment discontinuation may guide
32 clinical decision-making for treating chronic hypertension and hypothyroidism during pregnancy in similar
33 populations.

34

35 **Keywords:** Pregnancy, offspring outcomes, pharmacoepidemiology, hypertension, thyroid disorders,
36 maternal health, UK Clinical Practice Research Datalink

37

38 Introduction

39

70 Pregnant women are typically excluded from pharmaceutical trials (1–3), unless the drug under study
71 only applies to a pregnant population (2,4). Further, women may be reluctant to participate in clinical trials
72 due to the potential harm thought to be caused to the baby by treatments (5). Observational studies are
73 therefore one of the primary sources of evidence about the intrauterine effects of maternal medication use
74 (6). Thus, medications are often prescribed in pregnancy with limited evidence about the effects on the
75 mother and child. Many mothers need to continue their treatments started before pregnancy, as active
76 chronic disease can be associated with adverse pregnancy outcomes.

77 Despite the limited evidence, the use of prescriptive medication during pregnancy has increased
78 globally, as the number of pre-existing chronic medical conditions in the population of reproductive age has
79 risen (7,8). A recent survey suggested hypertension affects 3% of women in England aged 16–44, while
30 hypothyroidism has a prevalence of 3.6% in the UK, and is more commonly diagnosed within women (9–
31 11). These conditions can be worsened by the physiologic changes throughout pregnancy, such as differing
32 insulin resistance, fluctuations in blood pressure, and circulating concentration of thyroxine-binding
33 globulin (TBG) (12–14). Left uncontrolled and untreated, these conditions are established risk factors for a
34 range of adverse maternal and neonatal outcomes, such as macrosomia, postpartum haemorrhage,
35 premature birth and developmental abnormalities and perinatal death (15,16).

36 Individual case reports, post-marketing surveillance data, retrospective cohort studies and animal trials
37 within the literature have provided evidence of potential adverse neonatal outcomes. Examples of this
38 include intrauterine growth restriction, neonatal hyper- or hypoglycaemia and neonatal death associated
39 with exposure to some of these medications throughout gestation, such as some beta-adrenoreceptor
40 blocking drugs (17,18).

41 Current guidelines and advice recommend that treatments are only prescribed when the benefit of
42 treatment is thought to outweigh the risks of unknown drug exposure to the fetus (6,19). This is assessed

33 on a patient-by-patient basis by the clinician and can be an extremely challenging judgement given the
34 available evidence of safety during pregnancy (20).

35 We aimed to assess the risks and benefits associated with discontinuing maternal drug prescriptions for
36 the treatment of chronic hypertension and hypothyroidism in both mothers and offspring, using linked
37 primary care records within a longitudinal intergenerational database to add to the body of evidence for
38 clinical decision-making with medication use in pregnancy.

09 Methods

10

11 Data source

12

13 The Clinical Practice Research Datalink (CPRD) GOLD is a longitudinal electronic healthcare record
14 (EHR) database in the United Kingdom (UK) containing approximately 11 million anonymised patients
15 across 674 primary care practices (21). These patient-level primary care records contain routinely collected
16 data, including diagnoses, prescriptions, and demographic characteristics, from participating general
17 practice (GP) surgeries. The GP is the primary point of contact for non-emergency health-related issues
18 within the UK. Relative to the population in the 2011 census, the CPRD is broadly representative for age,
19 ethnicity and sex, with the majority of the population registered with a GP (21–23). The data entered is
20 subject to extensive quality control and validation (2).

21 Patients' primary care data was linked to Hospital Episode Statistics (HES) Admitted Patient Care,
22 death registration data from the Office for National Statistics (ONS), and the Index of Multiple Deprivation
23 (IMD) 2011. Linkages are available for approximately 58% of practices within the CPRD (21). Linkages are
24 only available for practices in England (391 of 674 practices).

25 Medical history and diagnosis information are coded using Read codes, and medical codes are codes
26 used for medical terms used by the general practitioner (GP) within primary care files (25,26). Items that
27 may be prescribed are coded by product code (e.g., codes used to record treatment by the GP) (26). Within
28 HES England, surgical procedures, operations and interventions are coded using the Classification of
29 Interventions and Procedures (OPCS-4) codes (27). Diagnoses within HES are coded according to the UK
30 International Classification of Diseases 10th Revision (ICD 10) codes (27).

31 The CPRD has also developed an algorithm to link likely mother-offspring pairs within the primary
32 care data, which forms the mother-baby linkage dataset. A further algorithm was developed in 2019 to
33 generate a Pregnancy register linkage to characterise and identify pregnancies within CPRD GOLD

24 systematically (28). Data for this project was extracted from the June 2021 Primary care build (ISAC
25 protocol number 21_000362).

26

27 Study population

28

29 All mothers were women, aged between 11-49 years old and on the Pregnancy register between
30 April 1997-March 2021 inclusive (29,30). Mothers were diagnosed with a condition of interest at least a
31 year before the start of pregnancy and received at least two relevant prescriptions of the same BNF drug
32 subclass for their condition in the six months before the estimated start of pregnancy. Within the
33 pregnancy register, pregnancy start dates were estimated from the estimated delivery date, estimated date
34 of confinement (the predicted date of expected birth calculated from last menstrual period and estimated
35 gestational age), last menstrual period, gestational age at birth, gestational age from the antenatal record
36 or imputed from the earliest antenatal entry in the mother's primary care record (28). All mothers were
37 required to have at least 12 months before the start of pregnancy "up-to-standard" practice level data, as
38 defined by the CPRD.

39 Lists of medical codes were developed, refined, and clinically validated to identify mothers
40 diagnosed with the relevant condition of interest. Lists of product codes were developed, refined, and
41 clinically validated to identify relevant prescriptions within maternal primary care data.

42

43 Exposures

44

45 We investigated the impact of treatment discontinuation on maternal and offspring outcomes.
46 Maternal exposure was defined as receiving a prescription for a drug in the same drug subclass as before
47 pregnancy, after the start of pregnancy. We performed our analysis at the drug subclass level, as indicated
48 by the British National Formulary (BNF).

49

50 Outcomes

51

52 Maternal outcomes were defined using a combination of the pregnancy register, HES and primary
53 care data, see Supplementary Table 1. These were the method of delivery (vaginal, forceps/vacuum, other
54 delivery, unspecified, caesarean, breech), the incidence of urinary tract infection (UTI), postpartum
55 haemorrhage, poor hypertensive control during pregnancy, miscarriage, poor thyroid control during
56 pregnancy and gestational diabetes mellitus.

57 For linked mother-offspring pairings in which the offspring was designated a patient identifier,
58 neonatal outcomes were defined via the Pregnancy register, both maternal and neonatal HES and primary
59 care data. For pregnancies that did not result in a linked mother-offspring pair, neonatal outcomes were
60 identified via the Pregnancy register, maternal primary care and HES data. These were stillbirth, severe
61 preterm birth (defined as a birth between 22 and 37 weeks of gestation), preterm birth (defined as a birth
62 after 37 but before 40 weeks of gestation), gestational age and congenital malformation(s).

63

64 Covariates

65

66 Sociodemographic differences and comorbidities may influence prescribing patterns. We accounted
67 for this through the inclusion of the following covariates: historical incidence of postpartum haemorrhage,
68 historical miscarriage, historical stillbirth, historical preterm birth, multiple birth, smoking status prior to
69 pregnancy (current/former/never), a binary measure indicating 'teetotal' prior to pregnancy, region (as
70 defined by CPRD), maternal age, relationship status, maternal body mass index (BMI, kg/m²) up to two
71 years prior to the start of pregnancy, maternal ethnicity, parity and sex of baby. See Supplementary Notes
72 and Supplementary Table 1 for additional details of variable derivation. To account for the potential effects
73 of additional medical conditions, the Cambridge Multimorbidity Index (CMM) was calculated per
74 pregnancy. The CMM is a weighted score that may be calculated to quantify multiple patient health
75 conditions likely contributing to poor health outcomes (31). We also included the frequency of primary care

76 visits with any staff member in the year prior to the start of pregnancy to account for the potentially higher
77 ascertainment of outcomes in those with more contact and calendar year of delivery to account for
78 temporal differences in prescribing patterns.

79 To maximise sample size, a hierarchal search was applied to derive study variables from primary
80 care, HES and the Pregnancy register (Supplementary Figure 1).

81

82 Missing data

83 Separate imputations were run based on the length of gestation as only pregnancies with
84 gestational age over 22 weeks were viable for particular outcomes. For pregnancies with any gestational
85 age, we imputed relationship status, ethnicity, maternal BMI, parity and sex of baby. For pregnancies that
86 had gestational age of at least 22 weeks, we additionally included delivery method. For the covariates and
87 outcomes based on a diagnosis in patient primary care records, the absence of a code and no other
88 evidence within the patient's medical record was assumed to reflect the absence of the event for each
89 pregnancy. We could not discern missing data for these variables.

90 The Pregnancy register was derived using primary care data. To recover information about
91 'unknown' pregnancy outcomes and differentiate between conflicting pregnancy episodes, we applied a
92 proxy pregnancy-register algorithm to linked HES data (32).

93

94 Statistical analysis

95

96 Multivariable linear and logistic regression models were run for continuous and binary outcomes
97 respectively, adjusting for the covariates to control for measured confounding. Robust standard errors were
98 calculated. Clustering over patient ID was necessary to account for potential trends in prescribing at the
99 patient and practice level, and also the inclusion of multiple pregnancies per maternal patient identifier.
100 Mean differences and 95% confidence intervals (CI) were calculated for continuous outcomes. Odds ratios
101 and corresponding 95% CIs were calculated for binary outcomes.

22 All analyses were performed using R version 4.1.1. The pre-specified protocol was shared before the
23 commencement of analysis (33). Analysis code and code lists are available online:
24 <https://github.com/Ciarrah/CPRD>.

25

26 Sensitivity analysis

27

28 Propensity score regression was performed as a sensitivity analysis. A propensity score was
29 calculated from known covariates and included in the regression model to enable the calculation of the
30 treatment effect whilst controlling for all covariates (34,35). Assuming the model is correctly specified, this
31 method controls for confounding, increases estimate precision and reduces bias (36,37). We must assume
32 the probability of treatment is not influenced by potential outcomes or unobserved variables. We visually
33 assessed the covariate balance between treatment groups to determine whether the covariate balance was
34 sufficient by plotting the propensity score.

35

36 We then performed propensity score regression to assess whether the addition of the propensity
37 score improved our estimates. Further, we applied a trimming threshold of 1% on both tails and performed
38 propensity score regression in this subset to assess the sensitivity of discontinuation to the exclusion of
39 patients who would receive their allocation irrespective of all measured factors (38).

40

41 Deviations from protocol

42

43 In our pre-specified protocol, we intended to include Apgar score, offspring birth weight, maternal
44 death and neonatal death as outcomes (33). Due to high levels of missing data, these outcomes were
45 removed. Additionally, before data acquisition, we proposed investigating maternal pre-existing diabetes
46 and hyperthyroidism. There was insufficient variation in the therapeutic decision-making to include pre-
47 existing diabetes, and insufficient sample size to include hyperthyroidism.

48

49 Initially, within the propensity score analysis of the hypothyroid cohort, we included a
50 comprehensive set of all covariates, as they are theoretically associated with treatment choice and

29 outcome. We reviewed the standard errors of the model and reduced the model to the set of variables that
30 had high uncertainty to ensure propensity score overlap between treatment groups. This meant the
31 individuals in both treatment arms were comparable, and we achieved covariate balance, reducing bias in
32 the estimated treatment effect.

33 We intended to perform a matched sibling analysis of sibling pairs whose mothers had received
34 discordant prescribing patterns for their respective pregnancies. However, we were unable to implement
35 this analysis as we had insufficient sibling pairs.

36

37 Results

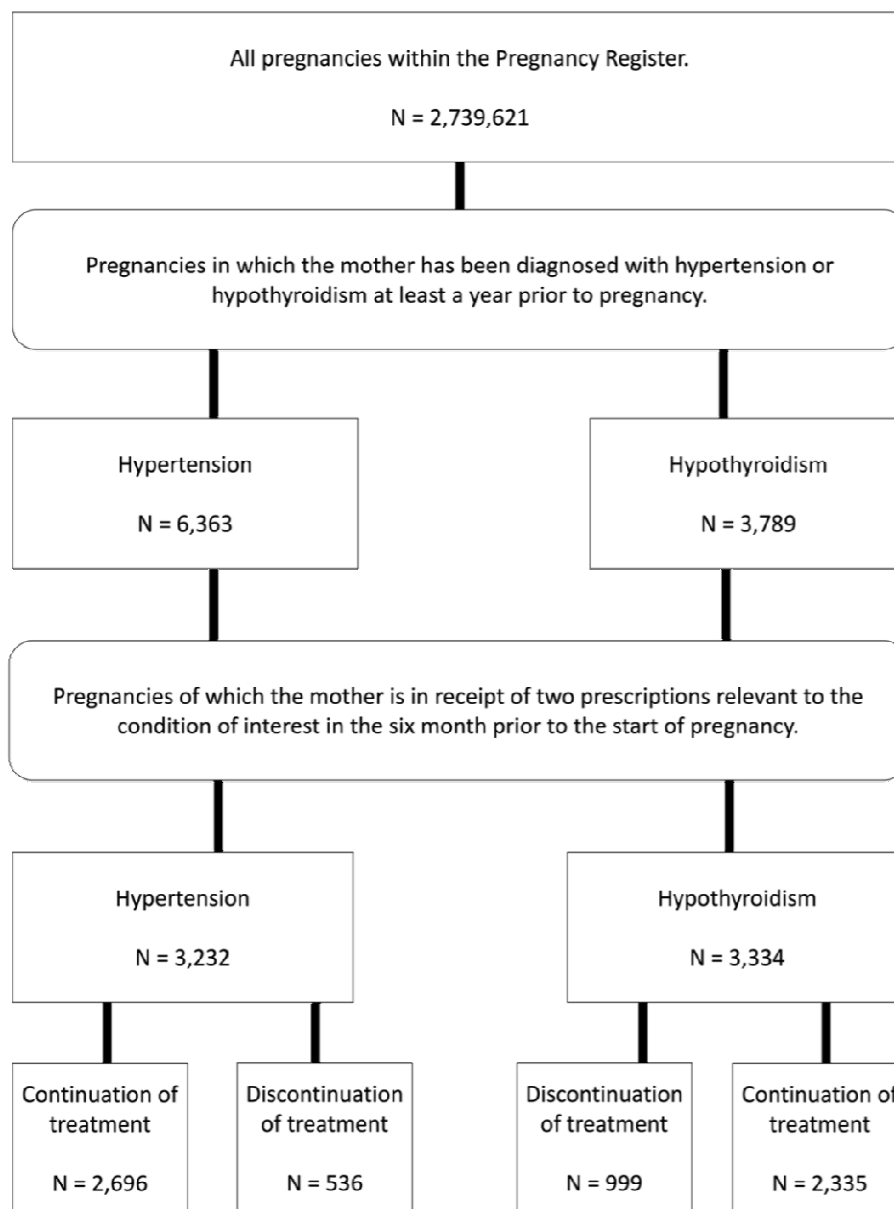
38

39 From the CPRD database, we identified 3,232 and 3,334 mothers for the cohorts of
40 antihypertensives and hypothyroid treatments respectively, Figure 1.

41

12 Figure 1: A flowchart demonstrating cohort inclusion criteria.

13



14

15

16 Of the included patients with hypertension or hypothyroidism, 197 and 25 had complete covariate

17 information respectively. As the majority of the cohorts had some missing information, we performed

18 multiple imputation. Patient characteristics for those included in our cohorts are presented in Table 1.

19

20 [Table 1]

i2 Characteristics of pregnancies that continued or discontinued treatment were similarly distributed
i3 across measured covariates, meaning our exposed and unexposed participants did not systematically differ.

i4

i5 The number of pregnancies exposed to each drug subclass is demonstrated in Table 2.

i6

i7 [Table 2]

i8

i9 Antihypertensives

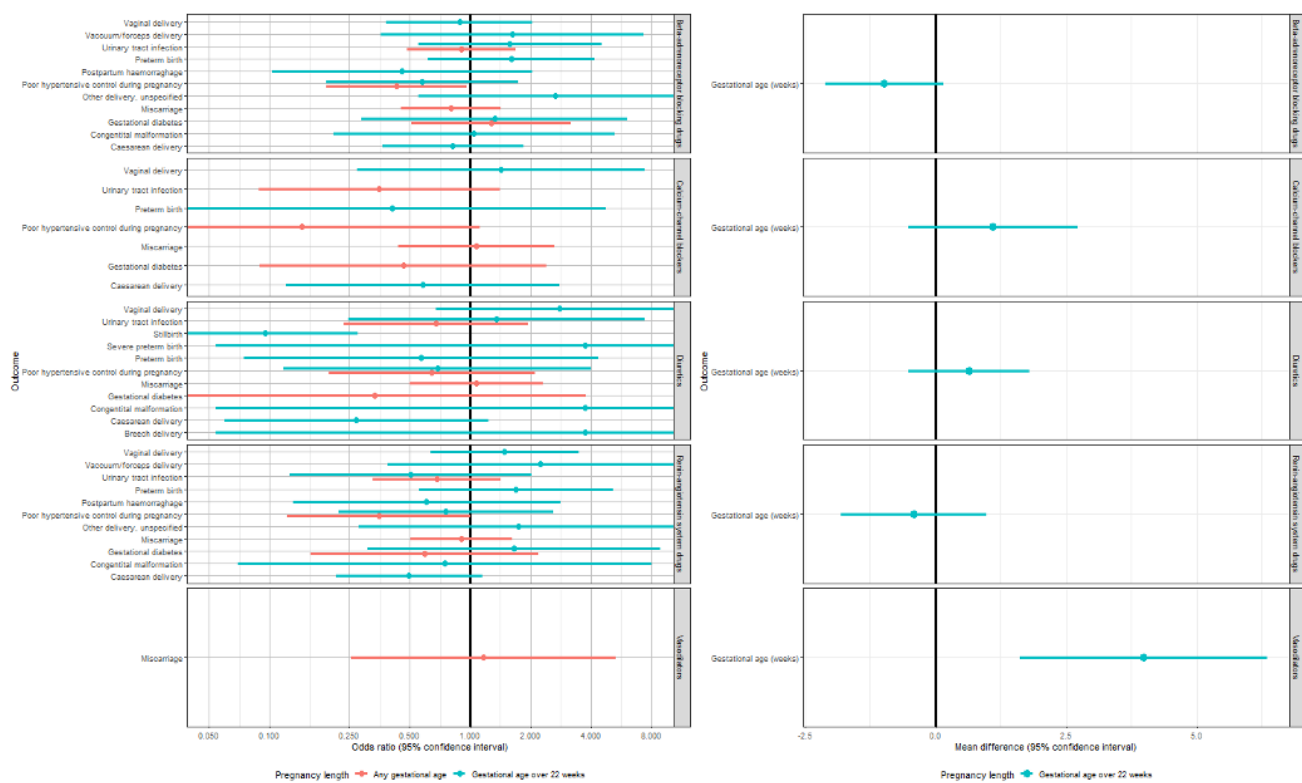
i10

i11 Discontinuation of a prescription for beta-adrenoreceptor blocking drugs was associated with an
i12 odds ratio (OR) of 0.42 (95% confidence interval (CI): 0.18, 0.96) for poor hypertensive control during
i13 pregnancy across all gestational ages. For pregnancies over 22 weeks, the estimate was less precise, with
i14 an OR of 0.56 (95% CI: 0.19, 1.74). Vasodilator antihypertensive drugs were the only subclass for which
i15 discontinuation of prescription was associated with an increase in gestational age, with an estimated mean
i16 difference of 3.98 weeks (95% CI: 1.61, 6.35). All estimated associations for the discontinuation of diuretics,
i17 renin-angiotensin system drugs and calcium-channels blockers with any study outcome crossed the null, for
i18 example, discontinuation of diuretics was estimated to have an OR of 1.12 (95% CI: 0.50, 2.49).

i19

70 Figure 2: A forest plot demonstrating the estimated association between maternal discontinuation of
 71 antihypertensive treatment and maternal and neonatal outcomes using multivariable regression. An odds
 72 ratio (OR) and 95% confidence interval (CI) has been calculated for binary outcomes (left), the mean
 73 difference and 95% CI has been calculated for continuous measures.

74



75

76 Hypothyroidism

77

78 Across any gestational age, for patients with hypothyroidism, discontinuation of thyroid
 79 hormones was estimated to have OR of 0.40 (95% CI: 0.22, 0.71) for urinary tract infections (UTI) and OR of
 30 0.37 (95% CI: 0.22, 0.62) for poor thyroid control during pregnancy. Additionally, discontinuation of
 31 treatment reduced the incidence of miscarriage (OR: 0.29, 95% CI: 0.15, 0.54). We did not find differential
 32 risks between the discontinuation of prescription for thyroid hormones for hypothyroidism and any method
 33 of delivery related outcome. For example, mothers who discontinued treatment had an estimated OR for
 34 breech birth of 1.00 (95% CI: 0.47, 2.11). The discontinuation of prescription for thyroid hormones was

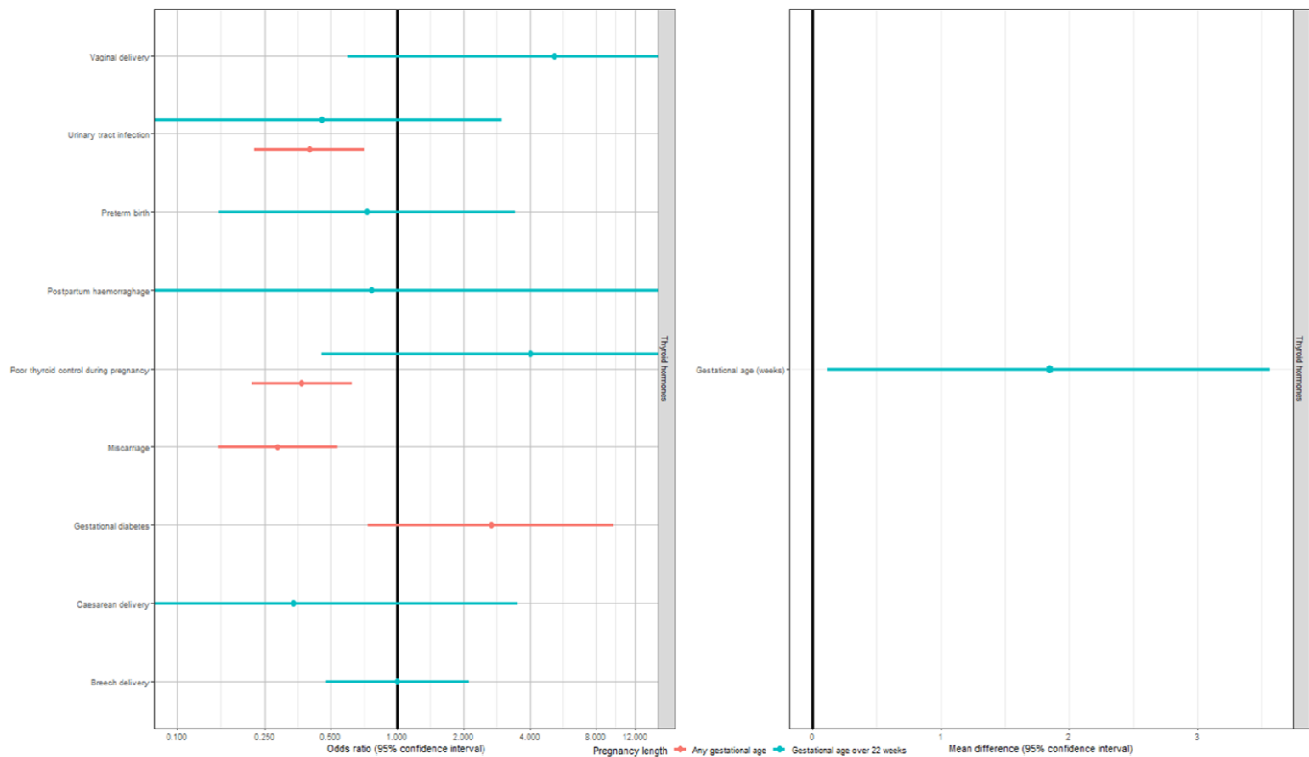
36

37 We could not estimate the association between discontinuation of prescription for antithyroid drugs for
38 hypothyroidism and any outcome due to an insufficient number of mothers being prescribed this subclass
39 during pregnancy.

30

31 Figure 3: A forest plot demonstrating the estimated association between maternal discontinuation of
32 treatment for hypothyroidism using multivariable regression. An odds ratio (OR) and 95% confidence
33 interval (CI) has been calculated for binary outcomes (left), the mean difference and 95% CI has been
34 calculated for continuous measures.

35



36

37 Sensitivity analysis

38

39 Covariate balance

30

31 Covariate balance for measured variables varied according to the condition and drug subclass under

33 slightly higher propensity scores than pregnancies in which treatment was continued for both hypertension
34 and hypothyroidism.

35

36 Propensity score analysis

37

38 Results were consistent between multivariable and propensity score regression analyses,

39 Supplementary figures 4 and 5.

40

41 Trimmed propensity score analysis

42

43 We calculated propensity score-adjusted effect estimates excluding pregnancies with the top and
44 bottom 1% of propensity scores, Supplementary figures 6 and 7. The decreased risk of stillbirth associated
45 with diuretic discontinuation attenuated towards the null, yet confidence intervals still overlapped
46 (untrimmed OR: 0.16, 95% CI: 0.07, 0.40; trimmed OR: 0.19, 95% CI: 0.10, 0.39). Here, the impact of
47 vasodilator antihypertensive treatment discontinuation on gestational age was unable to be assessed as all
48 pregnancies in which treatment was discontinued were trimmed from analyses. Results were consistent for
49 hypothyroid treatment and all available outcomes.

50

51 Discussion

52

53 Principle findings

54

55 In this study, we examined the associated risks and benefits of discontinuation of maternal
56 prescriptive drug use for the treatment of maternal chronic hypertension and hypothyroidism.
57 Discontinued prescriptions for some conditions and drug subclasses were associated with improved
58 maternal outcomes. For example, discontinued prescription of beta-adrenoreceptor-blocking drugs for
59 hypertension during pregnancy was associated with a reduced likelihood of poor maternal hypertensive

30 control. Additionally, discontinuation of thyroid hormones was associated with a reduced incidence of poor
31 maternal thyroid control. We found limited evidence to support an association between discontinuation of
32 prescribing calcium-channel blockers or renin-angiotensin system drugs for hypertension and any study
33 outcome. Our propensity score sensitivity analyses demonstrated little difference in covariate balance.
34 Results also remained consistent after the exclusion of cases with propensity scores at the upper and lower
35 extremes. This suggests main analysis findings are unlikely to be driven by these cases. We note some
36 variables were dropped from the trimmed analysis due to low counts.

37 Results in the context of what is known

38
39 Labetalol, a beta-adrenoceptor blocking drug, and nifedipine, a calcium channel blocker, are
40 typically prescribed during pregnancy (39–41). For the outcomes available within our analysis, we found
41 limited evidence of an association between discontinuation of treatment and differential maternal or
42 neonatal outcomes. UK guidance specifies diuretics and ACE-inhibitors are not routinely recommended due
43 to the risk of altered uteroplacental blood flow (42). An observational study in Denmark and Scotland
44 estimated maternal diuretics users to have increased risk of preterm delivery (43). The authors suggested
45 this result may be due to confounding by indication, highlighting a diabetes prevalence of 10.3% within the
46 Danish sample. Our study, with 11% prevalence of diabetes, did not demonstrate that discontinuation of a
47 diuretic prescription was associated with gestational age or preterm birth risk, in agreement with a
48 Cochrane randomised controlled trial review (44). Renin-angiotensin system drugs are typically avoided
49 during pregnancy due to established adverse neonatal outcomes (45,46). Yet use is highly prevalent in non-
50 pregnant individuals therefore unplanned pregnancies may experience unintended fetal exposure (47). Our
51 results suggest that an OR associated with discontinuation and miscarriage larger than 1.62 is unlikely.
52 Vasodilator antihypertensive drugs, such as hydralazine, may be prescribed during pregnancy if the risk of
53 uncontrolled maternal hypertension is high (48,49). A meta-analysis of hydralazine versus other
54 antihypertensives found no increased risk of prematurity within pregnant hydralazine users (49). We found
55 discontinuation of vasodilator antihypertensive drugs was associated with an increase in gestational age.
56 Poorly controlled chronic hypertension during pregnancy may increase the risk of prematurity (50).

57 Confounding by indication may have impacted our estimate as patients with less severe hypertension may
58 discontinue treatment. We were unable to discern whether this association was due to maternal
59 hypertension effects on the offspring, or treatment exposure.

60 Levothyroxine (thyroid hormone) is predominantly prescribed for chronic hypothyroidism during
61 pregnancy. The drug safety profile is relatively established within pregnancy (51–53). Generally, our findings
62 suggest that treatment discontinuation is unlikely to be associated with greatly increased odds of harmful
63 fetomaternal outcomes. Discontinuation of thyroid hormone prescription was associated with reduced
64 likelihood of miscarriage, potentially indicating neonatal exposure to thyroid hormones is more detrimental
65 than uncontrolled maternal TSH. This contrasts with the literature, in which a reduction in miscarriage rate
66 is typically found with levothyroxine treatment (51,54). Again, we note mothers that discontinue treatment
67 may have less severe hypothyroidism so estimates may reflect maternal hypothyroid related effects on the
68 offspring. UTI are a common complication during pregnancy and is associated with a range of adverse
69 pregnancy outcomes (55,56). We found that thyroid hormone treatment discontinuation was associated
70 with reduced odds of UTI. This may contribute towards the overall reduction in likelihood of UTI related
71 adverse pregnancy outcomes, or residual confounding e.g. by maternal health.

72 **Strengths and limitations**

73
74 There are numerous strengths of the CPRD. First, primary data can be linked to a wide range of
75 external datasets which increases the span of possible analyses and enables inclusion of a greater range of
76 variables such as socioeconomic position. Second, it enables the determination of drug safety information
77 through observational studies in circumstances in which an RCT is unethical or infeasible. Third, study
78 findings are typically generalisable to the UK, and other populations of similar demographics with public
79 national healthcare systems, as the CPRD is thought to be widely representative of this population. Fourth,
80 data is subject to internal monitoring and data quality checks performed within the CPRD (69). Finally, the
81 CPRD contains long-term follow-up information on patient, enabling the study of long-term outcomes.

82 Study estimates were imprecise with wide confidence intervals, likely due to limited statistical
83 power from small sample sizes in drug subclasses. Further, due to sample restrictions, analyses were

34 limited to subsets of drug subclasses and outcomes. Our study may be subject to a level of exposure and
35 outcome misclassification. Primary care data is indicative of prescriptions issued to patients but we are
36 unable to confirm prescription dispensation or use. Although the CPRD is widely generalisable to the UK,
37 prescriptions in primary care data for certain members of society, such as private patients or prisoners, may
38 not be included. In this study, all patients received prescriptions before clinical confirmation of pregnancy.
39 Therefore some 'unexposed' offspring may experience early intrauterine exposure before clinical
40 confirmation of pregnancy. Hence, we may only assess the intentional treatment decision effects, not
41 maternal prescriptive drug exposure effects on fetomaternal outcomes. Some literature indicates drug
42 substance-specific adverse neonatal and maternal outcomes. We were unable to analyse the drug
43 substance level due to low counts and sample size limitations. Our analysis estimated some OR of large
44 effect; however, we note these may be implausible and occur due to low counts for certain outcomes and
45 exposures. This highlights the need for further investigation in a larger dataset.

46 The CPRD contains complex patterns of missingness. Some patients may be misclassified due to
47 missing information from their clinical record - for example, any diagnosis entered as free text would be
48 excluded from our extract. Additionally, patients with greater health risk are monitored more rigorously
49 than those with lower risk and have more complete records. This bias may vary with disease (21).
50 Therefore, our sample may not be reflective of the wider population. Within our study we generated and
51 clinically validated lists of potential Read codes, medical codes, ICD-10 codes and OPCS codes that related
52 to the conditions and variables of interest. Where possible we obtained externally validated lists to improve
53 consistency of definitions between studies and aid comparability. Yet there is no standard, universal
54 definition of disease diagnosis. In addition, data linkages are not available for all of the CPRD. For example,
55 ONS mortality data is only available for deaths registered in England. Therefore, analyses requiring linkages
56 have a limited sample size and findings may not generalise as well.

57 **Clinical implications**

58
59 This study provides an update to the literature regarding the associations between maternal
60 treatment discontinuation for hypertension and hypothyroidism and differential maternal and neonatal

L1 outcomes. We note the study is observational, thus cannot establish a causal relationship. Additionally, this
L2 study is subject to limitations such as precision and missing data, therefore our findings should be
L3 interpreted with caution alongside with evidence obtained from different study designs within the
L4 literature. We found evidence to suggest that discontinuation of thyroid hormone treatment was
L5 associated with reduced odds of miscarriage. This finding challenges some existing literature which
L6 suggests that thyroid hormone treatment reduces miscarriage rates. Further, our results indicated limited
L7 evidence linking the discontinuation of calcium-channel blockers and renin-angiotensin system drugs to
L8 specific outcomes. Discontinuation of many drug subclasses within this study did not show differential
L9 effects in this study. Clinicians should carefully evaluate the necessity of these medications during
L10 pregnancy and base decisions on a broader range of evidence and individual patient circumstances,
L11 considering both potential benefits and risks of continuing or discontinuing treatment.

L12 Research implications

L13
L14 It has been suggested in the literature that dose adjustment may be beneficial during pregnancy. For
L15 example, it has been proposed the dosage of thyroid hormone should be reassessed in line with BMI to
L16 effectively improve fetomaternal outcomes (57). Dosage optimisation was beyond the scope of our current
L17 study but remains a direction for future research. In addition, due to sample limitations and missing data
L18 we were unable to assess associations between maternal treatment discontinuation and many outcomes
L19 outlined within our protocol paper (33). Another possible direction for future research could be to
L20 implement this analysis in an alternate dataset of similar population where these variables may have lower
L21 levels of missingness, for example the Swedish medical birth register (58).

L22

L23 Conclusions

L24
L25 In conclusion, our results suggest that large associations between many drug subclasses and
L26 adverse offspring outcomes are unlikely. We note our study is observational and limited to prescribing data,
L27 thus we cannot prove causal links between drug exposure during pregnancy and maternal or neonatal
L28 outcomes. However, evidence from this study may be used in conjunction with other studies to guide

39 clinical decision-making for the treatment of chronic hypertension and hypothyroidism in
40 similar populations.

41

42 Data availability

43

44 Information on how to access CPRD data is available here: [https://www.cprd.com/how-access-cprd-](https://www.cprd.com/how-access-cprd-data)
45 [data](https://www.cprd.com/how-access-cprd-data).

46

47 Acknowledgements

48

49 The Pregnancy register was derived using primary care data only. To recover information about
50 “unknown” pregnancy outcomes, as defined in the Pregnancy register, and differentiate between
51 conflicting or temporally overlapping pregnancy episodes I applied a proxy pregnancy-register algorithm to
52 linked HES data. This algorithm was an adaptation of work by Dr Harriet Forbes and Dr Paul Madley-Dowd.

53

54 Declarations of interests

55

56

57 The authors have nothing to declare.

58

59 Author contributions

60

61 CSB, VMW and NMD conceptualised the study. CSB acquired funding, curated the data, performed
62 the formal analysis, created data visualisations and wrote the original draft. CB gave verification of medical
63 codes and thresholds as indicated. VWM, CB, GDS and NMD supervised the study and reviewed and edited
64 the article.

65

66 Funding sources

67

58 This work was supported by the Medical Research Council (MRC) and the University of Bristol MRC
59 Integrative Epidemiology Unit (MC_UU_00011/1, MC_UU_00011/4). CSB is supported by a Wellcome Trust
70 PhD studentship (218495/Z/19/Z). NMD is supported by the Research Council of Norway (295989). VW is
71 supported by the COVID-19 Longitudinal Health and Wellbeing National Core Study, which is funded by the
72 Medical Research Council (MC_PC_20059) and NIHR (COV-LT-0009 and the Medical Research Council
73 Integrative Epidemiology Unit at the University of Bristol [MC_UU_00032/03]. For the purpose of Open
74 Access, the author has applied a CC BY public copyright licence to any Author Accepted Manuscript version
75 arising from this submission. No funding body has influenced data collection, analysis or interpretation.
76 This publication is the authors' work, who serve as the guarantors for the contents of this paper.
77

78 Tables

79

30 Table 1: Descriptive pregnancy characteristics of the study sample.

Characteristic		Hypertension		Hypothyroidism	
		Continue treatment	Discontinue treatment	Continue treatment	Discontinue treatment
Mean maternal age (SD)		35.8 (5.92)	35.8 (5.45)	33.6 (6.05)	33.1 (6.21)
Ethnicity	White ^{a, b}	1,101 (34.1)	201 (6.22)	1076 (32.3)	417 (12.5)
	Asian	101 (3.13)	16 (0.495)	119 (3.57)	66 (1.98)
	Black	149 (4.61)	37 (1.15)	5 (0.150)	5 (0.150)
	Mixed	22 (0.681)	5 (0.155)	10 (0.300)	6 (0.180)
	Other	<5	5 (0.155)	19 (0.570)	12 (0.360)
Region of residence	North East	20 (0.619)	11 (0.340)	22 (0.660)	6 (0.180)
	North West	252 (7.80)	53 (1.64)	189 (5.67)	71 (2.13)
	Yorkshire & the Humber	65 (2.01)	13 (0.402)	39 (1.17)	11 (0.330)
	East Midlands	66 (2.04)	9 (0.278)	21 (0.630)	9 (0.270)
	West Midlands	196 (6.06)	28 (0.866)	136 (4.08)	56 (1.68)
	East of England	147 (4.55)	32 (0.990)	157 (4.71)	49 (1.47)
	South West	132 (4.08)	28 (0.866)	123 (3.69)	40 (1.20)
	South Central	215 (6.65)	48 (1.49)	155 (4.65)	72 (2.16)
	London	342 (10.6)	81 (2.51)	244 (7.32)	129 (3.87)
	South East Coast	212 (6.56)	34 (1.05)	192 (5.76)	81 (2.43)
	Northern Ireland	134 (4.15)	27 (0.835)	160 (4.80)	98 (2.94)
	Scotland	547 (16.9)	100 (3.09)	413 (12.4)	237 (7.11)
	Wales	368 (11.4)	72 (2.23)	484 (14.5)	140 (4.20)
In partnership ^{c, d}		682 (21.1)	125 (3.87)	522 (15.7)	229 (6.87)
Teetotal		325 (10.1)	73 (2.26)	222 (6.66)	125 (3.75)
Smoking status	Current	530 (16.4)	105 (3.25)	448 (13.4)	205 (6.15)
	Former	1212 (37.5)	230 (7.12)	915 (27.4)	345 (10.3)
Historical pregnancy outcomes	Miscarriage	232 (7.18)	46 (1.42)	31 (0.930)	<5
	Stillbirth	17 (0.526)	<5	<5	<5
	Caesarean section	99 (3.06)	15 (0.464)	17 (0.510)	6 (0.180)
	Preterm birth	99 (3.06)	14 (0.433)	20 (0.600)	7 (0.210)
	Postpartum haemorrhage	50 (1.55)	<5	10 (0.300)	<5
Multiple birth		21 (0.650)	<5	10 (0.300)	<5
Mean BMI kg/m ² (SD) ^{e, f}		30.8 (7.15)	30.3 (7.01)	28.1 (6.96)	27.9 (6.48)
Mean parity (SD) ^{g, h}		0.75 (0.99)	0.80 (0.92)	0.07 (0.25)	0.25 (0.50)
Mean frequency of primary care visits (SD)		28.0 (17.1)	27.9 (17.3)	40.3 (26.2)	37.6 (27.5)
Mean CMM (SD)		1.58 (1.17)	1.53 (1.07)	1.59 (1.01)	1.46 (1.06)
Mean prescribing year (SD)		2009 (6.06)	2009 (6.62)	2012 (5.60)	2012 (6.30)

31 BMI; body mass index, CMM; Cambridge multimorbidity index, SD; standard deviation

32 ^a Missing for 49.2% of the hypertension sample; ^b Missing for 48.0% of the hypothyroidism sample; ^c Missing for 61.6% of the hypertension sample; ^d Missing for 62.8% of the hypothyroidism sample; ^e Missing for 33.7% of the hypertension sample; ^f Missing for 41.9% of the hypothyroidism sample; ^g Missing for 54.9% of the hypertension sample; ^h Missing for 41.9% of the hypothyroidism sample.

36

37 Table 2: Counts of pregnancy treatment exposure by drug subclass.

Drug class	Total (continue %)
Antihypertensive treatment (N = 3,232)	
Alpha-adrenoceptor blocking drugs	48 (77.1)
Beta-adrenoreceptor blocking drugs	1,107 (84.6)
Calcium-channel blockers	463 (84.2)
Diuretics	451 (80.9)
Renin-angiotensin system drugs	795 (78.6)
Vasodilator antihypertensive drugs	362 (92.8)
Treatments for hypothyroidism (N = 3,334)	
Antithyroid drugs	35 (57.1)
Thyroid hormones	3,299 (70.2)

38

39 References

- 30 1. Sheffield JS, Siegel D, Mirochnick M, Heine RP, Nguyen C, Bergman KL, et al. Designing Drug Trials:
31 Considerations for Pregnant Women. *Clin Infect Dis*. 2014 Dec 15;59(Suppl 7):S437–44.
- 32 2. Stock SJ, Norman JE. Medicines in pregnancy. *F1000Res*. 2019 Jun 20;8:F1000 Faculty Rev-911.
- 33 3. McCormack SA, Best BM. Obstetric Pharmacokinetic Dosing Studies are Urgently Needed. *Front Pediatr*.
34 2014 Feb 11;2:9.
- 35 4. Shields KE, Lyerly AD. Exclusion of pregnant women from industry-sponsored clinical trials. *Obstet*
36 *Gynecol*. 2013 Nov;122(5):1077–81.
- 37 5. Oude Rengerink K, Logtenberg S, Hooft L, Bossuyt PM, Mol BW. Pregnant women's concerns when
38 invited to a randomized trial: a qualitative case control study. *BMC Pregnancy Childbirth*. 2015 Sep
39 4;15:207.
- 40 6. Mazer-Amirshahi M, Samiee-Zafarghandy S, Gray G, van den Anker JN. Trends in pregnancy labeling and
41 data quality for US-approved pharmaceuticals. *American Journal of Obstetrics and Gynecology*. 2014 Dec
42 1;211(6):690.e1-690.e11.
- 43 7. Ayad M, Costantine MM. Epidemiology of Medications Use in Pregnancy. *Semin Perinatol*. 2015
44 Nov;39(7):508–11.
- 45 8. Hardy JR, Leaderer BP, Holford TR, Hall GC, Bracken MB. Safety of medications prescribed before and
46 during early pregnancy in a cohort of 81,975 mothers from the UK General Practice Research Database.
47 *Pharmacoepidemiol Drug Saf*. 2006 Aug;15(8):555–64.
- 48 9. Health Survey for England, 2019: Data tables - NHS Digital [Internet]. [cited 2023 Oct 11]. Available from:
49 [https://digital.nhs.uk/data-and-information/publications/statistical/health-survey-for-](https://digital.nhs.uk/data-and-information/publications/statistical/health-survey-for-england/2019/health-survey-for-england-2019-data-tables)
50 [england/2019/health-survey-for-england-2019-data-tables](https://digital.nhs.uk/data-and-information/publications/statistical/health-survey-for-england/2019/health-survey-for-england-2019-data-tables)
- 51 10. Ingoe L, Phipps N, Armstrong G, Rajagopal A, Kamali F, Razvi S. Prevalence of treated
52 hypothyroidism in the community: Analysis from general practices in North-East England with
53 implications for the United Kingdom. *Clinical Endocrinology*. 2017;87(6):860–4.
- 54 11. Context | Thyroid disease: assessment and management | Guidance | NICE [Internet]. NICE; 2019
55 [cited 2024 Jun 27]. Available from: <https://www.nice.org.uk/guidance/ng145/chapter/Context>
- 56 12. Glinoe D. The Regulation of Thyroid Function in Pregnancy: Pathways of Endocrine Adaptation from
57 Physiology to Pathology. *Endocrine Reviews*. 1997 Jun 1;18(3):404–33.
- 58 13. Kazma JM, van den Anker J, Allegaert K, Dallmann A, Ahmadzia HK. Anatomical and physiological
59 alterations of pregnancy. *J Pharmacokinet Pharmacodyn*. 2020 Aug;47(4):271–85.
- 60 14. Soma-Pillay P, Catherine NP, Tolppanen H, Mebazaa A, Tolppanen H, Mebazaa A. Physiological
61 changes in pregnancy. *Cardiovasc J Afr*. 2016;27(2):89–94.
- 62 15. Maraka S, Ospina NMS, O'Keeffe DT, Espinosa De Ycaza AE, Gionfriddo MR, Erwin PJ, et al.
63 Subclinical Hypothyroidism in Pregnancy: A Systematic Review and Meta-Analysis. *Thyroid*. 2016
64 Apr;26(4):580–90.
- 65 16. Seely EW, Ecker J. Chronic Hypertension in Pregnancy. *Circulation*. 2014 Mar 18;129(11):1254–61.

- 16 17. Duan L, Ng A, Chen W, Spencer HT, Lee MS. Beta-blocker subtypes and risk of low birth weight in
17 newborns. *J Clin Hypertens (Greenwich)*. 2018 Nov;20(11):1603–9.
- 18 18. Morales DR, Fonkwen L, Nordeng HME. Antithyroid drug use during pregnancy and the risk of birth
19 defects in offspring: systematic review and meta-analysis of observational studies with methodological
20 considerations. *Br J Clin Pharmacol*. 2021 Oct;87(10):3890–900.
- 21 19. Ren Z, Bremer AA, Pawlyk AC. Drug development research in pregnant and lactating women.
22 *American Journal of Obstetrics and Gynecology*. 2021 Jul 1;225(1):33–42.
- 23 20. bumps - best use of medicine in pregnancy [Internet]. [cited 2022 Feb 8]. Available from:
24 <https://www.medicinesinpregnancy.org/>
- 25 21. Herrett E, Gallagher AM, Bhaskaran K, Forbes H, Mathur R, van Staa T, et al. Data Resource Profile:
26 Clinical Practice Research Datalink (CPRD). *Int J Epidemiol*. 2015 Jun;44(3):827–36.
- 27 22. Williams T, van Staa T, Puri S, Eaton S. Recent advances in the utility and use of the General Practice
28 Research Database as an example of a UK Primary Care Data resource. *Ther Adv Drug Saf*. 2012
29 Apr;3(2):89–99.
- 30 23. Mathur R, Bhaskaran K, Chaturvedi N, Leon DA, vanStaa T, Grundy E, et al. Completeness and
31 usability of ethnicity data in UK-based primary care and hospital databases. *J Public Health (Oxf)*. 2014
32 Dec;36(4):684–92.
- 33 24. Khan NF, Harrison SE, Rose PW. Validity of diagnostic coding within the General Practice Research
34 Database: a systematic review. *Br J Gen Pract*. 2010 Mar;60(572):e128-136.
- 35 25. Robinson D, Comp D, Schulz E, Brown P, Price C. Updating the Read Codes. *J Am Med Inform Assoc*.
36 1997;4(6):465–72.
- 37 26. Lee G. CPRD GOLD Data Specification.
- 38 27. HES APC data dictionary.
- 39 28. Minassian C, Williams R, Meeraus WH, Smeeth L, Campbell OMR, Thomas SL. Methods to generate
40 and validate a Pregnancy Register in the UK Clinical Practice Research Datalink primary care database.
41 *Pharmacoepidemiol Drug Saf*. 2019 Jul;28(7):923–33.
- 42 29. Clinical Practice Research Datalink. CPRD GOLD HES APC January 2022 [Internet]. 2022. Available
43 from: <https://doi.org/10.48329/FAGM-EZ75>
- 44 30. Wellcome Open Research | Open Access Publishing Platform [Internet]. 2022 [cited 2024 Jan 16].
45 Pharmacoepidemiology in pregnancy: analysis protocol for an ... Available from:
46 <https://wellcomeopenresearch.org/articles/7-12>
- 47 31. Payne RA, Mendonca SC, Elliott MN, Saunders CL, Edwards DA, Marshall M, et al. Development and
48 validation of the Cambridge Multimorbidity Score. *CMAJ*. 2020 Feb 3;192(5):E107–14.
- 49 32. Campbell J, Bhaskaran K, Thomas S, Williams R, McDonald HI, Minassian C. Investigating the optimal
50 handling of uncertain pregnancy episodes in the CPRD GOLD Pregnancy Register: a methodological study
51 using UK primary care data. *BMJ Open*. 2022 Feb 1;12(2):e055773.
- 52 33. Barry CJ, Burden C, Davies N, Walker V. Pharmacoepidemiology in pregnancy: analysis protocol for
53 an observational cohort study in the UK Clinical Practice Research Datalink [Internet]. Wellcome Open
54 Research; 2022 [cited 2022 Jan 18]. Available from: <https://wellcomeopenresearch.org/articles/7-12>

- 35 34. Olmos, Antonio; Govindasamy, Priyalatha. Propensity Scores:A Practical Introduction Using R.
36 11(25):68–88.
- 37 35. Seeger JD, Williams PL, Walker AM. An application of propensity score matching using claims data.
38 Pharmacoepidemiol Drug Saf. 2005 Jul;14(7):465–76.
- 39 36. Austin PC. An Introduction to Propensity Score Methods for Reducing the Effects of Confounding in
70 Observational Studies. Multivariate Behav Res. 2011 May;46(3):399–424.
- 71 37. D'Agostino Jr. RB. Propensity score methods for bias reduction in the comparison of a treatment to a
72 non-randomized control group. Statistics in Medicine. 1998;17(19):2265–81.
- 73 38. Stürmer T, Webster-Clark M, Lund JL, Wyss R, Ellis AR, Lunt M, et al. Propensity Score Weighting and
74 Trimming Strategies for Reducing Variance and Bias of Treatment Effect Estimates: A Simulation Study.
75 Am J Epidemiol. 2021 Feb 22;190(8):1659–70.
- 76 39. Ashworth D, Battersby C, Green M, Hardy P, McManus RJ, Cluver C, et al. Which antihypertensive
77 treatment is better for mild to moderate hypertension in pregnancy? BMJ. 2022 Jan 18;376:e066333.
- 78 40. Brown CM, Garovic VD. Drug Treatment of Hypertension in Pregnancy. Drugs. 2014 Mar;74(3):283–
79 96.
- 30 41. Awaludin A, Rahayu C, Daud NAA, Zakiyah N. Antihypertensive Medications for Severe Hypertension
31 in Pregnancy: A Systematic Review and Meta-Analysis. Healthcare (Basel). 2022 Feb 9;10(2):325.
- 32 42. USE OF DIURETICS IN PREGNANCY – UKTIS [Internet]. [cited 2023 Nov 21]. Available from:
33 <https://uktis.org/monographs/use-of-diuretics-in-pregnancy/>
- 34 43. Olesen C, de Vries CS, Thrane N, MacDonald TM, Larsen H, Sørensen HT. Effect of diuretics on fetal
35 growth: A drug effect or confounding by indication? Pooled Danish and Scottish cohort data. Br J Clin
36 Pharmacol. 2001 Feb;51(2):153–7.
- 37 44. Churchill D, Beevers GD, Meher S, Rhodes C. Diuretics for preventing pre-eclampsia. Cochrane
38 Database Syst Rev. 2007 Jan 24;2007(1):CD004451.
- 39 45. 2018 ESC Guidelines for the management of cardiovascular diseases during pregnancy | European
30 Heart Journal | Oxford Academic [Internet]. [cited 2023 Nov 21]. Available from:
31 <https://academic.oup.com/eurheartj/article/39/34/3165/5078465?login=true#186437896>
- 32 46. Bullo M, Tschumi S, Bucher BS, Bianchetti MG, Simonetti GD. Pregnancy outcome following
33 exposure to angiotensin-converting enzyme inhibitors or angiotensin receptor antagonists: a systematic
34 review. Hypertension. 2012 Aug;60(2):444–50.
- 35 47. Rouette J, McDonald EG, Schuster T, Brophy JM, Azoulay L. Treatment and prescribing trends of
36 antihypertensive drugs in 2.7 million UK primary care patients over 31 years: a population-based cohort
37 study. BMJ Open. 2022 Jun 9;12(6):e057510.
- 38 48. Magee LA, Cham C, Waterman EJ, Ohlsson A, von Dadelszen P. Hydralazine for treatment of severe
39 hypertension in pregnancy: meta-analysis. BMJ. 2003 Oct 25;327(7421):955.
- 30 49. Antza C, Dimou C, Doundoulakis I, Akrivos E, Stabouli S, Haidich AB, et al. The flipside of hydralazine
31 in pregnancy: A systematic review and meta-analysis. Pregnancy Hypertension. 2020 Jan 1;19:177–86.

- 22 50. Melchiorre K, Thilaganathan B, Giorgione V, Ridder A, Memmo A, Khalil A. Hypertensive Disorders of
23 Pregnancy and Future Cardiovascular Health. *Frontiers in Cardiovascular Medicine* [Internet]. 2020 [cited
24 2022 Feb 11];7. Available from: <https://www.frontiersin.org/article/10.3389/fcvm.2020.00059>
- 25 51. Sahay RK, Nagesh VS. Hypothyroidism in pregnancy. *Indian J Endocrinol Metab.* 2012;16(3):364–70.
- 26 52. Thyroid Disease in Pregnancy: ACOG Practice Bulletin, Number 223. *Obstetrics & Gynecology.* 2020
27 Jun;135(6):e261.
- 28 53. Minji Y, Yongling L, Yuanyuan W, Rulan Z, Lili T. Effect of levothyroxine on the pregnancy outcomes in
29 recurrent pregnancy loss women with subclinical hypothyroidism and thyroperoxidase antibody
30 positivity: a systematic review and meta-analysis. *The journal of maternal-fetal & neonatal medicine*:
31 the official journal of the European Association of Perinatal Medicine, the Federation of Asia and
32 Oceania Perinatal Societies, the International Society of Perinatal Obstetricians [Internet]. 2023 Dec
33 [cited 2023 Nov 21];36(2). Available from: <https://pubmed.ncbi.nlm.nih.gov/37433649/>
- 34 54. Coomarasamy A, Dhillon-Smith RK, Papadopoulou A, Al-Memar M, Brewin J, Abrahams VM, et al.
35 Recurrent miscarriage: evidence to accelerate action. *The Lancet.* 2021 May 1;397(10285):1675–82.
- 36 55. Urinary Tract Infections in Pregnant Individuals [Internet]. [cited 2024 Mar 4]. Available from:
37 [https://www.acog.org/clinical/clinical-guidance/clinical-consensus/articles/2023/08/urinary-tract-](https://www.acog.org/clinical/clinical-guidance/clinical-consensus/articles/2023/08/urinary-tract-infections-in-pregnant-individuals)
38 [infections-in-pregnant-individuals](https://www.acog.org/clinical/clinical-guidance/clinical-consensus/articles/2023/08/urinary-tract-infections-in-pregnant-individuals)
- 39 56. Balachandran L, Jacob L, Al Awadhi R, Yahya LO, Catroon KM, Soundararajan LP, et al. Urinary Tract
40 Infection in Pregnancy and Its Effects on Maternal and Perinatal Outcome: A Retrospective Study.
41 *Cureus.* 14(1):e21500.
- 42 57. Min Y, Wang X, Chen H, Yin G. The exploration of Hashimoto’s Thyroiditis related miscarriage for
43 better treatment modalities. *International Journal of Medical Sciences.* 2020;17(16):2402.
- 44 58. Cnattingius S, Källén K, Sandström A, Rydberg H, Månsson H, Stephansson O, et al. The Swedish
45 medical birth register during five decades: documentation of the content and quality of the register. *Eur J*
46 *Epidemiol.* 2023;38(1):109–20.

27

28

29