

Social isolation in mid-life: associations with psychological distress, life satisfaction and self-rated health in two successive British birth cohorts

Social isolation in mid-life: associations with psychological distress, life satisfaction and self-rated health in two successive British birth cohorts

Rosie Mansfield^{a*} Marcus Richards^b, George B. Ploubidis^a, Morag Henderson^{a+}, Praveetha Patalay^{a, b+}

^aCentre for Longitudinal Studies, University College London

^bMRC Unit for Lifelong Health and Ageing, University College London

*Corresponding author: Dr Rosie Mansfield, r.mansfield@ucl.ac.uk

+Shared senior authors

Acknowledgement: We thank the UKs Economic and Social Research Council for funding this research (grant number: ES/T007575/1). We are extremely grateful to cohort members of the two cohorts included in this research for their participation over the years. We thank our collaborators at the What Works Centre for Wellbeing and our Scientific Advisory Group for their engagement and input.

Social isolation in mid-life: associations with psychological distress, life satisfaction and self-rated health in two successive British birth cohorts

Abstract

Little is known about the way in which different forms of isolation differentially impact mental health, whether they produce a ‘dose-response’ effect, and whether different forms of isolation interact in an additive or multiplicative way. The current study focuses on social isolation in mid-life (ages 42-26) – a life stage often neglected by the field. Data (N=32,391) were analysed from two successive British birth cohort studies: 1970 British Cohort Study N=16,585 and the 1958 National Child Development Study N=15,806. Linear multivariable regressions were run to investigate the independent, ‘dose-response’ and interactive associations of social isolation indicators with psychological distress, life satisfaction and self-rated health. Subsequently, all models were stratified to examine sex differences, and cohort effects were tested. Independent associations varied by isolation type and specific mental health outcomes, for instance, being out of employment was associated with all outcomes, living alone with only lower life satisfaction and a lack of frequent contact with friends and relatives, no labour market participation and limited community engagement were associated with lower life satisfaction and self-rated health. There was a ‘dose-response’ relationship with more social isolation associated with greater psychological distress, lower life satisfaction, and poorer self-reported health. The effects of different combinations of isolation on mental health appears to be additive, with no consistent sex and cohort differences observed. Results provide justification for investigating the separate and combined effects of different forms of social isolation; and the relevance of researching social isolation in relation to the complete mental health state. Isolation in its various forms was found to be detrimental for mental health, in mid-life, and over time in Great Britain. Social isolation was associated most consistently with lower levels of life satisfaction. Efforts to reduce isolation and its negative mental health impacts must recognise the complexity of experience across contexts and populations.

Keywords: social isolation, mental health, psychological distress, life satisfaction, self-rated general health, subjective wellbeing, mid-life

Social isolation in mid-life: associations with psychological distress, life satisfaction and self-rated health in two successive British birth cohorts

Introduction

Social isolation is indicated by quantifiable, situational factors across a range of relational contexts such as living alone or infrequent contact with friends, family and people in the community (Cornwell & Waite, 2009; Holt-Lunstad et al., 2015; Huisman & van Tilburg, 2021). An individual's social conditions are distinct from, although related to, their qualitative assessment of the meaning, value and function of social relationships (Hughes et al., 2004; Luo & Li, 2023), and also how the circumstances arose e.g., chosen solitude. This is demonstrated by higher rates of social isolation than loneliness in the European Social Survey (d'Hombres et al., 2021) and multiple British longitudinal, population-based studies (Mansfield et al., 2023). During later life, social isolation also predicts lower wellbeing and mortality independently from loneliness and explains more variance in poor health outcomes (Coyle & Dugan, 2012; Golden et al., 2009; Holt-Lunstad et al., 2015; Steptoe et al., 2013). Despite the evidence, social isolation and loneliness are often conflated in policy and research (Wigfield, 2020, 2022), and few studies focus primarily on social isolation (Holt-Lunstad & Steptoe, 2022; Loades et al., 2020). By investigating the deprivation of social connections across contexts (Zavaleta et al., 2017), researchers can identify structural barriers and better understand the specific conditions leading to poor mental health that are modifiable through policy (Klinenberg, 2016; d'Hombres et al., 2021; Huisman & van Tilburg, 2021; Luo & Li, 2022). In this study, multiple outcomes were included with the aim of covering different dimensional aspects of the complete mental health state including subjective wellbeing, self-perceptions of overall health and symptoms of common mental health difficulties (psychological distress) (WHO, 2022).

A range of individual indicators of social isolation have been identified as risk factors for health in later life (e.g., living alone); however, multiple types of isolation are rarely studied together (Cornwell & Waite, 2009). Public health researchers are increasingly encouraged to adopt a multi-domain, multi-context approach to studying social isolation (Klinenberg, 2016). Investigating social isolation experiences independently and in combination provides a more nuanced picture, revealing the most toxic social conditions for mental health and potentially protective social connections. For example, living alone is not necessarily a good proxy for a lack of social contact because it could motivate individuals to seek social interactions elsewhere, such as in the community (Perissinotto & Covinsky, 2014). Such social participation, neighbourhood cohesion and physical activity have been shown to attenuate the negative mental health impact of living alone in Japan, Ghana and Finland (Honjo et al. 2018; Gyasi et al., 2020; Pasanen et al., 2021), demonstrating the value of examining social connections across a range of contexts.

Although living alone is associated with worse mental health outcomes, it is unlikely a direct risk factor (McElroy et al., 2023). Potential processes through which isolation and poor mental health are associated are reduced access to health resources and limited accountability for positive health behaviours due to a small social network (Berkman et al., 2000). Frequent contact with friends and relatives outside of the household was found to improve quality of life in older adults in Central and Eastern Europe (Luna et al., 2020). Researchers should also consider unemployment as an indicator of social isolation given that it reduces the potential for social interactions and friendships. A recent study in the United States (US) found that disconnection from work in early adulthood continued to have detrimental effects on mental

Social isolation in mid-life: associations with psychological distress, life satisfaction and self-rated health in two successive British birth cohorts

health throughout the lifecourse (Caniglia, 2024). Beyond depriving people of a potential social network, unemployment carries a social stigma, and a lack of financial resources further reduces the opportunity for social activities (Virgolino et al., 2022). In a comprehensive documentation of social isolation across multiple British cohorts, a lack of community engagement was found to be more common than other isolation experiences (Mansfield et al., 2024). The last decade and a half has seen dramatic cuts to local government funding for community and cultural services in the United Kingdom (UK), with implications for health and wellbeing (Fahy et al., 2023). The association between a lack of community engagement and mental health must therefore be investigated independently and in combination with other forms of isolation to understand potential cumulative risk.

Social isolation in mid-life

During post-retirement age, people lack work networks, are less likely to have dependent children in the household or within close proximity and are more likely to experience spousal bereavement. It is understandable then, that there is a much larger evidence base relating to social isolation as a risk factor for poor mental health in this population compared to other life stages (Smith & Victor, 2019; Blazer, 2020). There is also a growing body of literature in childhood and adolescence showing that positive aspects of social contact, e.g. close friendships, spending time with and receiving social support from friends, and school attendance are protective factors for mental health (Myklestad et al., 2012; Patalay & Fitzsimons, 2016; Christiansen et al., 2021). However, the significance of social isolation in mid-life has, until recently, been overlooked, despite being characterised by lower wellbeing (Blanchflower & Oswald, 2008; Blanchflower, 2021; Gondek et al., 2021), and diverse family networks, household compositions, labour market participation, and care responsibilities that bridge the gap between younger and older generations (Lachman, 2015).

Age stratified, cross-sectional analysis of the Swiss Health Survey found a negative association between social isolation and depression across early, mid, and later life (Hämmig, 2019). More recently longitudinal analysis using the New Zealand birth cohort, provided better causal evidence for accelerated brain ageing and related negative health outcomes in individuals reporting social isolation in mid-life (Lay-Yee et al., 2023), emphasising the importance of this distinct life stage. Findings from the National Child Development Study, a British birth cohort born in 1958, demonstrated the function of social resources in reducing risk of mental health symptoms after exposure to stress in mid-life (Sehmi et al., 2020). An overall indicator of social resources was generated by combining objective social network data and qualitative assessments of perceived social support. Social isolation indexes that combine objective and subjective experiences do not permit investigations of the independent, interactive, and cumulative associations between specific forms of isolation and mental health. Such investigations can reveal modifiable social conditions most negatively associated with mental health.

In the most comprehensive research to date, Luo and Li (2022) focused primarily on social isolation trajectories in mid and later life and their associations with health in the United States (US) using the Health and Retirement Study (HRS). Using multiple social isolation indicators (e.g., social engagement, network composition and frequency of contact) as well as

Social isolation in mid-life: associations with psychological distress, life satisfaction and self-rated health in two successive British birth cohorts

subjective assessments, the study identified four distinct patterns of isolation, with the most severely isolated participants showing greater functional limitations, depressive symptoms, memory deficits, and the lowest self-rated health. Interestingly, the group with the best health outcomes were characterised by the highest level of social engagement, suggesting that social activity may provide stronger health benefits than subjective experiences of social support.

The current study

Despite increased policy focus on social isolation and loneliness in the UK, there is limited evidence from large scale, population-based studies on social isolation and its relationship to mental health. More research is needed that captures multiple indicators of social isolation across a range of relational contexts, to investigate the independent, cumulative and interactive associations.

Informed by Cornwell & Waite's (2009) definition of social disconnectedness, situational factors that cover an individuals' social network, infrequent social interactions, and a lack of participation in social activities and groups were captured in the current study. These mapped onto multiple relational contexts within which social isolation can occur (e.g., household, labour market, community) identified in a previous study by the authors to align with Bronfenbrenner's microsystem (i.e., an individual's social conditions within their immediate environment) (Mansfield et al., 2024). Multiple outcomes were also included with the aim of covering different dimensional aspects of the complete mental health state including aspects of subjective wellbeing in addition to symptoms of mental-ill health (WHO, 2022). Given established distinctions between the correlates of mental illness and wellbeing (Patalay & Fitzsimons, 2016), the inclusion of life satisfaction provided the opportunity to examine social isolation beyond its association with mental distress. Similarly, there is increased consensus that self-rated general health is a useful prognostic indicator for depression and is therefore included in the current study as a subjective measure encompassing physical and psychosocial aspects of health (Ambresin et al., 2014).

There is an increasing evidence base for adolescents and older adults, but mid-life is often overlooked. The diversity of experience at this life stage, in addition to patterns of lower wellbeing, make this an important population for studying the impact of social isolation on mental health. By analysing two successive birth cohorts born in 1958 and 1970, the current study also offers cross-cohort perspectives to better understand if different social isolation experiences are associated with mental health consistently over time. It is important to acknowledge that these cohorts are broadly representative of those born in mainland Britain at those times (1958, 1970), and therefore include samples that are predominantly white British.

Analyses in the current study were stratified by sex given known differences in social isolation experiences between males and females (Mansfield et al., 2024). For example, males were found to be generally more socially isolated in a US longitudinal study based on items relating to romantic relations, friends, family and the community (Umberson et al., 2022). The extent of social isolation experienced by males in England has also been found to be more consistent across the lifecourse when compared to females (Read et al., 2020).

Social isolation in mid-life: associations with psychological distress, life satisfaction and self-rated health in two successive British birth cohorts

Stratification of all analyses by sex, and analysis of cohort effects, provides the opportunity to consider social isolation within different time periods and increasingly diverse and complex life course trajectories with regards to family formation, care, and labour market participation (Roberson et al., 2017; Widmer & Ritschard, 2009). While we refer to literature relating to gendered patterns in social isolation, we must acknowledge that in the current study we stratify analyses by sex at birth as opposed to gender identity and are therefore only able to comment on sex differences.

The aim of the current study was to identify the independent, ‘dose-response’ and interactive associations of different forms of social isolation with psychological distress, life satisfaction and self-rated general health in mid-life, and to explore sex and cross-cohort differences. We set out to answer the following research questions:

- (1) What are the independent associations between different forms of social isolation and psychological distress, life satisfaction and self-rated health in mid-life, and are there sex and cohort differences?
- (2) What is the ‘dose-response’ association between multiple forms of social isolation and psychological distress, life satisfaction and self-rated health in mid-life, and are there sex and cohort differences?
- (3) Is the effect of different combinations of social isolation on psychological distress, life satisfaction and self-rated health additive or multiplicative, and are there sex and cohort differences?

Method

Data Sources

Data were from two successive British birth cohort studies: the 1970 British Cohort Study (1970 BCS) (Elliott & Shepherd, 2006; Sullivan et al., 2022) and the 1958 National Child Development Study (1958 NCDS) (Power & Elliott, 2006). Cohort members were born in Great Britain (i.e., England, Wales & Scotland) in one week of 1970 and 1958 respectively, with regular follow-up surveys from birth. Social isolation was assessed during mid-life (ages 42-46) and data on mental health outcomes was taken at the next available sweep at age 46 (2016) (1970 BCS) and 50 (2008) (1958 NCDS).

Analytic sample

For both cohorts, the analytic sample was defined by the target population of the most recent sweep used in the analysis i.e., those alive and residing in Great Britain at age 46 in 1970 BCS (N=16,585) and age 50 in 1958 NCDS (N=15,806). This criteria assumed that the mortality rate within cohorts is representative of the population (Mostafa et al., 2021). For a summary of participants’ demographic, socioeconomic, and health characteristics, both imputed and complete case, see Supplementary Tables S1 and S2.

Measures

Social isolation

Social isolation is a multi-dimensional construct measured in this study by a range of self-reported indicators across different relational contexts (e.g., household, community) (see

Social isolation in mid-life: associations with psychological distress, life satisfaction and self-rated health in two successive British birth cohorts

Mansfield et al., 2024). Similar items across cohorts were identified indicating social isolation within the household (i.e., living alone), a lack of regular contact with friends and relatives outside of the household, employment status, and a lack of regular community engagement including community groups, religious activity, and volunteering. To ensure completeness of isolation indicators and consistency across cohorts, items were taken from sweeps between the ages of 42-46. For example, in the 1970 BCS, data were from the age 42 sweep except from information relating to cohort members' engagement with community groups or organisation which was taken at age 46. In the 1958 NCDS, data were from the age 46 sweep with the exception of frequency of contact with friends and relatives outside the household which was captured at age 44. Items were harmonised across cohorts to provide simple indicator variables where 1 = socially isolated e.g., living alone = 1, out of employment = 1. The employment indicator was generated by combining information on both education and employment status i.e., out of education and employment, to account for small numbers of cohort members who may have left work to go back into education. For connectedness to family and friends, participants were deemed isolated if they had no regular (at least monthly) contact with friends and relatives outside of the household. An isolation indicator was created for community engagement whereby a participant was deemed isolated if they satisfied two of the three criteria: did not engage in regular (at least monthly) religious activity, were not a volunteer and were not a member of a community group or organisation. To understand the 'dose-response' association i.e., the severity of outcomes according to the degree of isolation across contexts, a cumulative social isolation score was also generated. The total score was between 0-4 where 0 = no social isolation and 4 = high social isolation; however, due to small counts for social isolation scores of four, scores of three and four were combined. Different combinations of indicators were examined using interaction terms to understand if any particular combination of isolation experiences was more strongly associated with mental health in mid-life compared to others. For more detail on the items and coding of social isolation variables, see Supplementary Table S3. Table 1. presents the descriptive statistics for social isolation indicators and mental health outcomes.

Mental Health Outcomes

Psychological distress

In the 1970 BCS at age 46 and in the 1958 NCDS at age 50, psychological distress was captured using the Malaise 9-item Questionnaire (Rodgers et al., 1999; Rutter et al., 1970). The 9-item version provides a reliable and valid assessment of psychological distress that is consistent within and between generations, suggesting that participants' understanding of the mental health items is comparable across these two cohorts (Ploubidis et al., 2019).

Subjective wellbeing – life satisfaction

Subjective wellbeing was captured in both the 1970 BCS and 1958 NCDS using a measure of life satisfaction. Cohort members were asked to indicate on a scale of 0-10 how satisfied or dissatisfied they were with the way their life had turned out so far, where 0 indicates "completely dissatisfied" and 10 indicates "completely satisfied".

Social isolation in mid-life: associations with psychological distress, life satisfaction and self-rated health in two successive British birth cohorts

Self-rated general health

Self-rated general health was measured in both cohorts with the item: ‘In general, would you say your health is...1 “*excellent*” 2 “*very good*” 3 “*good*” 4 “*fair*” 5 “*poor*”?’’. The item was recoded so that good self-rated health was indicated by higher scores. Self-rated health is increasingly used as a prognostic indicator for depression. It is therefore included in the current study as a subjective measure capturing the physical and psychosocial aspects of health (Ambresin et al., 2014).

Demographic, socioeconomic and health characteristics

Cohort members’ sex was used to stratify analyses to understand possible differences in the impact of social isolation on mental health between males and females. Education (highest level of educational achievement (degree vs. no degree)), was included as a covariate alongside socioeconomic variables: self-reported financial difficulties, occupational social class, and home ownership. Self-rated psychological distress and general health were also included as well as a binary indicator of limiting long-standing illness. Inclusion of a covariate set aimed to minimise possible confounding and socio-economic and health characteristics were taken from the most recent sweep available prior to mid-life in an attempt to avoid any reverse causality. For more detail on the items and coding of demographic, socioeconomic and health covariates, see Supplementary Table S3.

Analysis Strategy

Missing data strategy

Non-randomness in discontinued participation and item non-response can lead to biases in estimates. Therefore, it was important to retain as much data as possible from underrepresented groups and account for non-response biases in analyses. Predictors of non-response in 1970 BCS and 1958 NCDS have been identified in previous research, improving the plausibility of the missing at random (MAR) assumption (Mostafa & Wiggins, 2014; Mostafa et al., 2021). The selection of auxiliary variables in the current study i.e., variables known to predict missingness which therefore help estimate imputed values, were informed by this earlier work (Mustillo & Kwon, 2015). The selected auxiliary variables (e.g., birth weight, parents’ social class and education level, home ownership, and childhood cognitive ability) and all study variables were included in multiple imputation (MI) models using chained equations. Item non-response on study outcomes was low (<5%) however, due to lack of participation in the most recent data collection sweep, between 38-53% of cohort members were missing this information. MI is preferable to complete case analysis and produces less biased estimates, even with a relatively high percentage of missing data (Lee & Huber, 2021). Based on the overall proportions of missingness in the outcomes and standard recommendations, we chose to run 50 imputations (Sullivan et al., 2015; Lee & Huber, 2021) (see Supplementary Table S4. for more information on levels of missing data). For some auxiliary variables, response options were collapsed to reduce the number of categories to help imputation models converge. Due to working with two cohort studies, social isolation indicators were first recoded to ensure consistency across cohorts. Imputations were run using derived variables to ensure that the imputations and analyses were fully compatible. Sensitivity analyses were conducted for all models using an ‘impute and delete’ method (Von

Social isolation in mid-life: associations with psychological distress, life satisfaction and self-rated health in two successive British birth cohorts

Hippel, 2007), analysing only those with data on study outcomes. This method can introduce biases in the presence of auxiliary variables associated with incomplete outcomes (Sullivan et al., 2015), it was therefore decided to include these models as supplementary as opposed to choosing this method for the main analyses. Results in a complete case sample are also presented as supplementary material.

Independent effects

All analyses were conducted using Stata 17 software (StataCorp, 2021). Linear multivariable regression models were run for each separate social isolation indicator with psychological distress, life satisfaction and self-rated general health as the outcomes. This determined the size of effect for different social isolation experiences across contexts. All models were stratified by sex and included the full covariate set and a cohort interaction term estimated to identify differences in association between social isolation and mental health across cohorts. Only the coefficient for the social isolation variable of interest was interpreted in each model to avoid table two fallacy (Westreich & Greenland, 2013).

'Dose-response' effects

The 'dose-response' effect of experiencing multiple forms of social isolation was explored by repeating the above models but replacing the independent social isolation indicator with a cumulative social isolation score between 0-4 where a higher score indicated greater social isolation. Due to low numbers of cohort members reporting four experiences of social isolation, those with a score of three or four were combined to give a scale between 0-3.

Additive and multiplicative effects

Two-way interaction terms were created for all six combinations of the four social isolation experiences (e.g., living alone* out of employment), and included in linear multivariable regression models as outlined above. By identifying whether effects were additive or multiplicative, this analysis revealed which combinations of social isolation experiences were most toxic for mental health. Analyses were stratified by sex and an additional three-way interaction term included for social isolation interaction term*cohort to understand any cohort differences. Significant interactions ($p < .10$) were visualised using margins plots. To explore whether alternative combinations of social isolation experiences existed within the data, a sensitivity latent class analysis was adopted to identify groups of individuals showing qualitatively similar patterns in isolation (Weller et al., 2020). More details of the latent class methodology are presented alongside the results in the supplementary file.

Social isolation in mid-life: associations with psychological distress, life satisfaction and self-rated health in two successive British birth cohorts

Table 1. *Descriptive statistics for social isolation indicators and mental health outcomes using multiply imputed data m=50 (1970 BCS N = 16,585 and 1958 NCDS = 15,806)*

Variable	1970 BCS		1958 NCDS	
	Age (year)	%	Age (year)	%
<i>Social Isolation Indicators</i>				
Living alone (if yes)	42 (2012)	10.03	46 (2004)	9.71
Lack of regular contact with friends and relatives outside of the household (if yes)	42 (2012)	3.74	44 (2002)	1.21
Out of employment (if yes)	42 (2012)	15.22	46 (2004)	13.85
Lack of community engagement (if yes)	42 (2012)	76.53	46 (2004)	78.44
Total social isolation score (0-3)*	42 (2012)		46 (2004)	
0		18.04		17.57
1		61.16		63.73
2		18.16		16.65
3		2.64		2.05
<i>Mental Health Outcomes</i>				
Psychological distress (Mean(SE))	46 (2016)	1.89(.02)	50 (2008)	1.56(.02)
Subjective wellbeing - life satisfaction (Mean(SE))	46 (2016)	7.26(.02)	50 (2008)	7.22(.02)
Self-rated general health (Mean(SE))	46 (2016)	3.38(.01)	50 (2008)	3.42(.01)

Note: * *Due to small counts for social isolation scores of four, scores of three and four were combined.*

Social isolation in mid-life: associations with psychological distress, life satisfaction and self-rated health in two successive British birth cohorts

Results

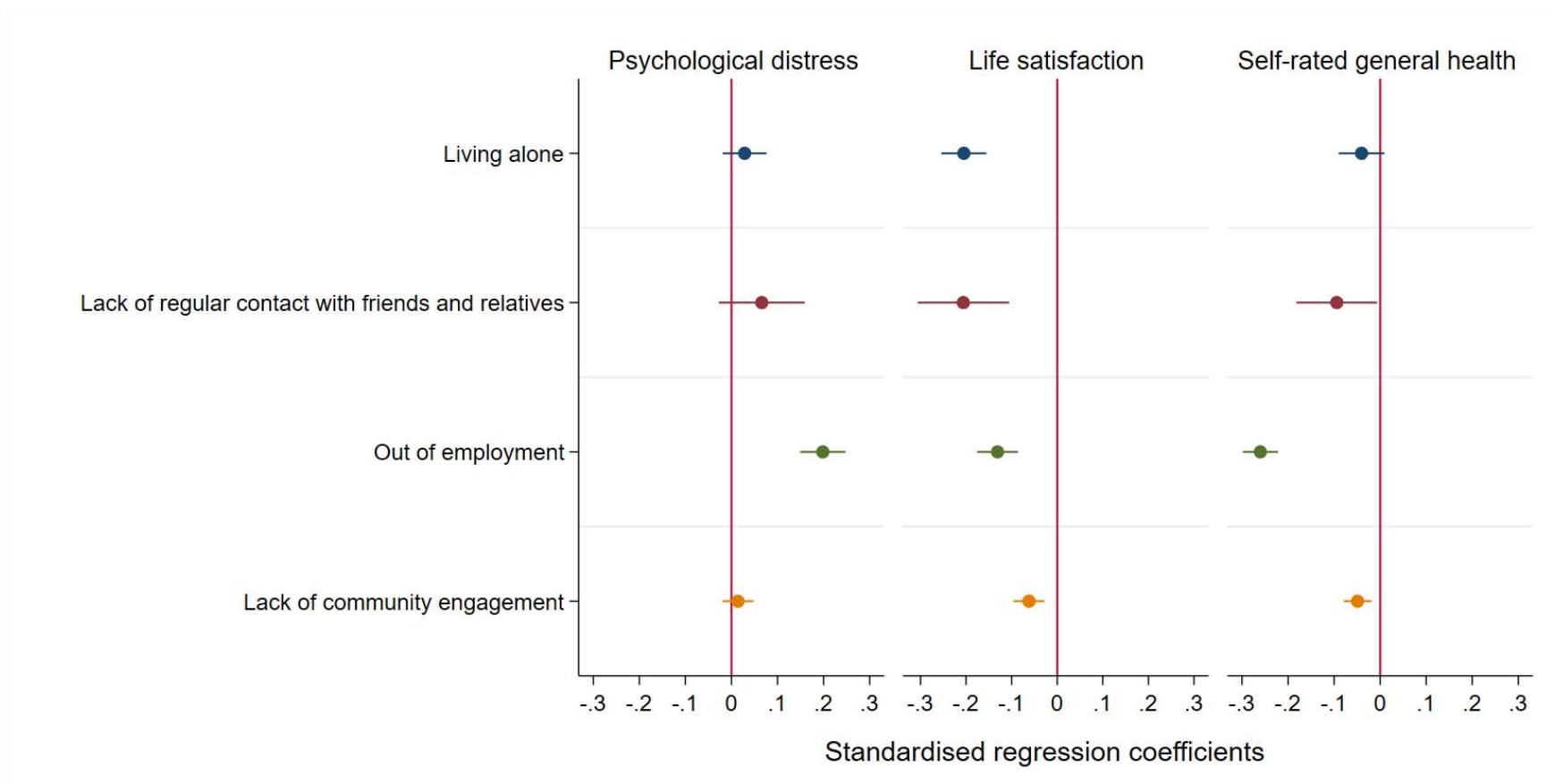
Independent effects

Figure 1. presents the standardised regression coefficients for the independent associations of social isolation indicators with psychological distress, life satisfaction and self-rated general health. A lack of frequent contact with friends and relatives, no labour market participation and limited community engagement were associated with lower life satisfaction and self-rated general health. However, living alone was only associated with lower life satisfaction. Being out of employment was the social isolation indicator most consistently associated with poorer mental health. Supplementary Table S5. includes all results from the linear multivariable regression models for each separate social isolation indicator to identify independent effects and cohort interaction effects on psychological distress, life satisfaction and self-rated general health using multiply imputed data.

The interaction between being out of employment and cohort was associated with life satisfaction and self-rated general health such that, the life satisfaction and general health of those born in 1958 was more negatively impacted by being out of employment when compared with those born in 1970. A similar cohort interaction was present for the association between living alone and self-rated general health such that there was a more negative health impact for those living alone in the 1958 birth cohort. The detrimental effects of some social isolation experiences in mid-life were therefore more pronounced for those born in 1958 (mid-life survey 2004) when compared to those born in 1970 (mid-life survey 2012) (see Supplementary Figure S1. a, b, c and d for marginal mean plots for the significant interaction effects). However, the opposite was found for the association between a lack of frequent contact with friends and relatives and psychological distress, with those born in 1970 experiencing higher psychological distress associated with a lack of frequent contact. No sex differences were found. Models were run with the full set of demographic, socioeconomic and health covariates.

Social isolation in mid-life: associations with psychological distress, life satisfaction and self-rated health in two successive British birth cohorts

Figure 1. *Standardized regression coefficients for the independent associations of social isolation indicators with psychological distress, life satisfaction and self-rated general health (N = 32,391)*



Social isolation in mid-life: associations with psychological distress, life satisfaction and self-rated health in two successive British birth cohorts

'Dose-response' effects

To understand the 'dose response' effect of experiencing multiple forms of social isolation on mental health outcomes, independent social isolation indicators were replaced with a cumulative social isolation score, where a higher score indicated greater social isolation. Scores ranged from 0-4; however, due to very low frequency of scores of four, these scores were combined with scores of three resulting in a range of 0-3. Results from the multiply imputed linear multivariable regression models can be found in Table 4. Cumulative social isolation was associated with all mental health outcomes such that the greater the level of social isolation i.e., the more forms of social isolation experienced, the higher the psychological distress and the lower the life satisfaction and self-rated general health. However, results from the independent models indicate that the association between overall level of social isolation and mental health outcomes is driven more by some forms of isolation than by others. The interaction between cumulative social isolation and cohort was associated with self-rated general health. Despite lower levels of self-rated general health for those born in 1970, the difference between the general health of this cohort and those born in 1958 was smallest for cohort members with a high social isolation score of three and much larger for those with low scores of zero. This shows that the self-rated health of the two cohorts is more similar for those with higher levels of social isolation. See Supplementary Figure S2. for the marginal mean plot.

Social isolation in mid-life: associations with psychological distress, life satisfaction and self-rated health in two successive British birth cohorts

Table 4. *Linear multivariable regression models for the cumulative social isolation score to identify 1) ‘dose response’ effects using the cumulative social isolation score, and 2) cohort effects in any ‘dose-response’ associations with psychological distress, life satisfaction and self-rated general health –multiply imputed (m=50) models (N = 32,391)*

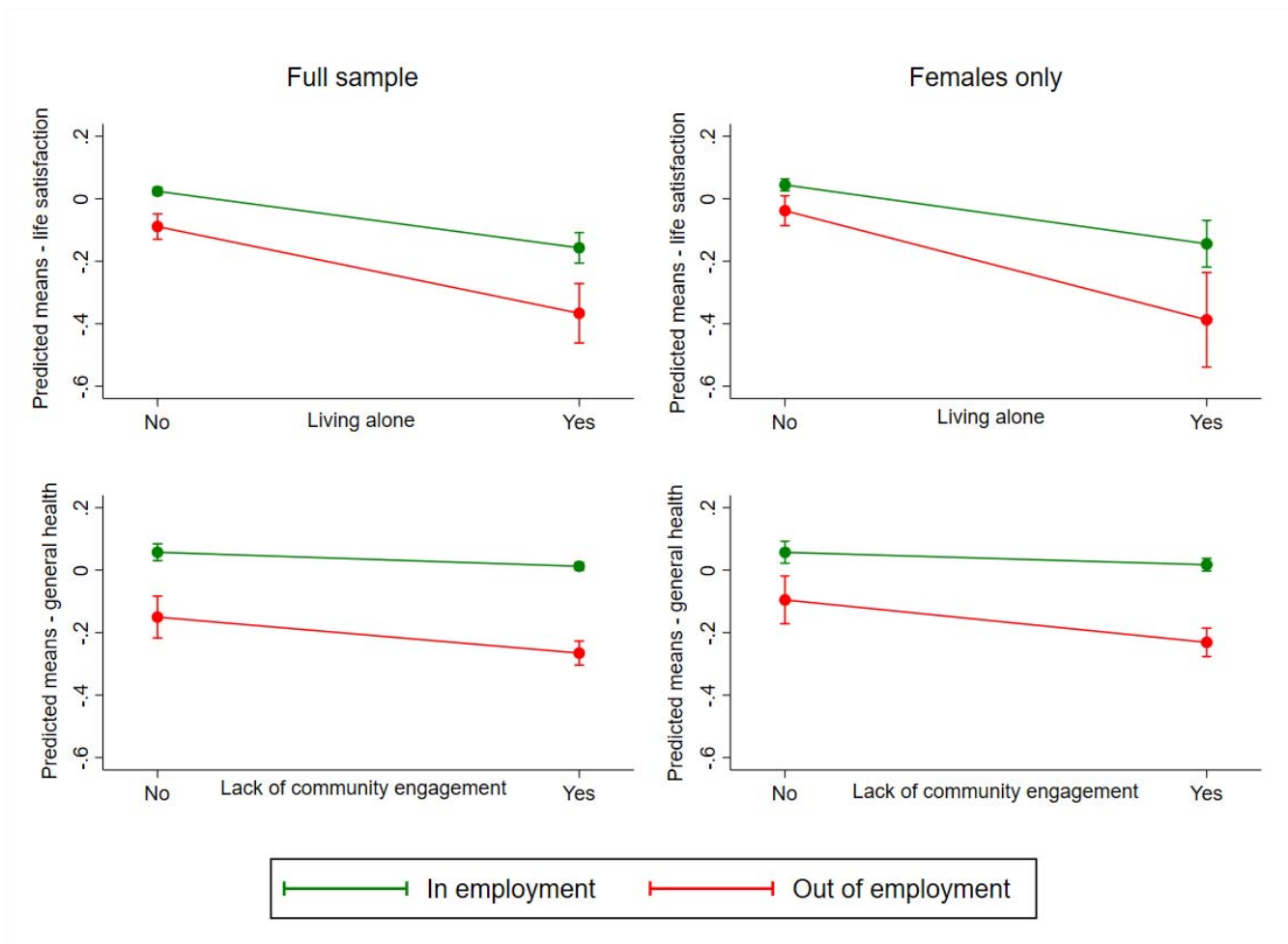
All coefficients presented are for the cumulative social isolation score as the exposure	Psychological distress		Life satisfaction		Self-rated general health	
	coef [95% CI] N		coef [95% CI] N		coef [95% CI] N	
	(1)‘Dose response’	(2)*Cohort	(1) ‘Dose response’	(2)*Cohort	(1)‘Dose response’	(2)*Cohort
<i>Full sample model</i>	.070*** [.046 - .094] 32,391	-.007 [-.045 - .032] 32,391	-.119*** [-.143 - -.094] 32,391	-.003 [-.040 - .034] 32,391	-.106*** [-.127 - -.086] 32,391	-.081*** [-.122 - -.039] 32,391
<i>Males only</i>	.064*** [.033 - .095] 15,810	-.011 [-.061 - .039] 15,810	-.128*** [-.159 - -.097] 15,810	-.006 [-.057 - .046] 15,810	-.108*** [-.137 - -.079] 15,810	-.087*** [-.144 - -.031] 15,810
<i>Females only</i>	.079*** [.050 - .109] 15,221	-.009 [-.061 - .044] 15,221	-.108*** [-.139 - -.077] 15,221	-.000 [-.052 - .051] 15,221	-.108*** [-.132 - -.083] 15,221	-.071*** [-.122 - -.020] 15,221

Note: All models are adjusted for the full covariate set and are run once with a cohort dummy variable and again to include a cohort interaction term (*cohort). Coefficients are reported for ‘dose response’ and cohort interaction effects.

*** $p < 0.01$, ** $p < 0.05$, * $p < 0.1$

Social isolation in mid-life: associations with psychological distress, life satisfaction and self-rated health in two successive British birth cohorts

Figure 2. Model predicted marginal mean plots for significant ($p < .10$) interactions between multiple social isolation indicators in the full imputed sample ($N = 32,391$) and for females only ($N = 15,221$)



Social isolation in mid-life: associations with psychological distress, life satisfaction and self-rated health in two successive British birth cohorts

Additive and multiplicative effects

The only significant interactions ($p < .10$) were being out of employment by living alone on life satisfaction and being out of employment by lack of community engagement on self-rated general health. Cohort members out of employment had lower life satisfaction and general health overall; however, the difference in scores between those in and out of employment was greatest for those living alone and lacking community engagement. Individuals who lived alone and were out of employment reported the lowest levels of life satisfaction. Furthermore, those lacking community engagement showed poorer self-rated general health compared with cohort members engaging more with their community. This difference was much larger for individuals who were also out of employment. These interactions were found to be significant in the same direction in the female only sample but not in the male only sample (see Figure 2.). No additional three-way interactions by cohort were observed. For the full set of results from the linear multivariable regression models using multiply imputed data, see Supplementary Table S9.

Sensitivity analyses

Results from the independent effects models were checked against models which also included all other social isolation indicators to understand the independent effect of each form of social isolation net of other isolation experiences. Results from these models produced similar conclusions. The complete case and impute and delete models also produced similar results and are included in Supplementary Tables S6, S7, S8, S10 and S11. Latent class models were run estimating an increasing number of classes between one and five to explore alternative combinations of social isolation experiences in the data beyond the two-way interactions. Goodness-of-fit statistics for all class solutions can be found in Supplementary Table S12. A three-class solution was identified as the optimal class solution for these data. The proportion of the sample allocated to each class was assessed by sex and cohort with males and those born in the 1970 BCS cohort having a greater likelihood of membership to the more isolated classes (see Supplementary Table S13.). Although this was the optimal solution for these data, it was concluded that the classes were not qualitatively different from the various combinations of social isolation experiences investigated in the interaction effects models i.e., the combination of two isolation experiences. For this reason, class membership was not modelled against mental health outcomes.

Discussion

The current study captured multiple indicators of social isolation to investigate the independent, cumulative and interactive association of these experiences with psychological distress, life satisfaction and self-rated general health in mid-life. Stratification of all analyses by sex, and analysis of cohort effects for those born in the 1970 BCS and 1958 NCDS, also provided the opportunity to consider social isolation within different time periods and increasingly diverse and complex life course trajectories with regards to family formation, care, and labour market participation (Lachman, 2015).

After controlling for demographic and prior socioeconomic and health characteristics, a lack of frequent contact with friends and relatives and limited community engagement were associated with lower life satisfaction and self-rated general health but not higher

Social isolation in mid-life: associations with psychological distress, life satisfaction and self-rated health in two successive British birth cohorts

psychological distress, supporting previous research on older age adults (Luna et al., 2020). In the current study, a lack of frequent contact with friends and relatives outside of the household was defined as less than monthly contact and few study members reported isolation on this domain. In contrast, a lack of community engagement, based on not being a member of a community group or organisation, less than monthly religious activity and a lack of volunteering was highly prevalent in these cohorts (Mansfield et al., 2024). It could be that there is a wellbeing benefit for the minority who regularly engage with their community, but given that not doing so has become normalised, a significant increase in psychological distress is not observed. In the UK, the past decade and a half has seen dramatic cuts to local government funding for community and cultural services resulting in poorer health and wellbeing (Fahy et al., 2023). Limited membership of clubs and organisations will likely be driven by a decline in the availability of these community groups and services and also individuals' resources. Findings demonstrate the importance of reinvesting in community assets for population wellbeing and are further supported by recent research demonstrating the benefit of lifecourse social participation for physical activity in mid-life (Tsoli et al., 2024).

With existing research that shows higher psychological distress and lower life satisfaction for those who live alone (McElroy et al., 2023), we might have expected this negative association for all outcomes in the current study. However, living alone was *only* associated with lower life satisfaction. Differences in results across the study outcomes highlights the relevance of investigating social isolation in relation to the complete mental health state including subjective wellbeing (WHO, 1948). As a global self-assessment of quality of life, life satisfaction is often used as an indicator of overall wellbeing. In contrast, psychological distress refers to impairing symptoms of emotional suffering such as anxiety and depression. Although considerable overlap has been found, many correlates of mental illness and wellbeing are distinct, and the current study provides further support for the separation of these concepts in research to avoid their conflation (Patalay & Fitzsimons, 2016). Overall, social isolation appeared to be most consistently and strongly associated with lower life satisfaction when compared with psychological distress and self-rated general health.

Being out of employment in mid-life was the consistent isolation indicator associated with higher psychological distress. A lack of labour market participation was also associated with lower life satisfaction and self-rated general health. These findings support a recent US study that found disconnection from work in early adulthood continued to be a risk factor for depressive symptoms in mid-life (Caniglia, 2024). Although an association between being out of employment and poorer mental health was seen for both sexes in the current study, males appeared to be more negatively affected. This aligns with findings from a recent review of the association between unemployment and mental health which suggested that this vulnerability may arise from traditional gender roles and men's greater dependence on socioeconomic success (Virgolino et al., 2022). Beyond the detrimental mental health impacts related to the identity and stigma of unemployment, the review also highlights the role of financial strain, which includes having to engage with welfare systems known to negatively impact wellbeing (Wickham et al., 2020). In the current study, we cannot determine the extent to which the negative associations between being out of employment and mental health were due to a lack of social contact or other psychological and financial

Social isolation in mid-life: associations with psychological distress, life satisfaction and self-rated health in two successive British birth cohorts

aspects related to work that are known to affect wellbeing (Virgolino et al., 2022). Similarly, despite investigating social isolation in mid-life and mental health outcomes a few years later, this study does not account for health problems or caring responsibilities in mid-life that may be, for example, the reason for unemployment.

In addition to findings relating to independent indicators of social isolation, a ‘dose-response’ relationship was found where higher cumulative social isolation scores were associated with greater psychological distress, lower life satisfaction, and poorer self-rated general health aligning with existing literature on mid (Hämmig, 2019; Lay-Yee et al., 2023; Sehmi et al., 2020; Luo & Li 2022) and older adults (Coyle & Dugan, 2012; Golden et al., 2009; Holt-Lunstad et al., 2015; Steptoe et al., 2013). However, given that independent associations varied by form of isolation and specific mental health outcome, results indicate that the association between overall level of social isolation and mental health could mask important discrepancies between rates and mental health impacts of different isolation experiences. This has implications for producing policies that can reduce specific forms of isolation most toxic for mental health (Klinenberg, 2016; Luo & Li, 2022), and is support for future research that comprehensively investigates multiple forms of isolation across contexts and both their independent and combined effects (d’Hombres et al., 2021; Huisman & van Tilburg, 2021).

The detrimental mental health effects of some social isolation experiences in mid-life were more pronounced for those born in 1958 (mid-life survey in 2004) when compared to those born in 1970 (mid-life survey in 2012). For example, those born in 1958 were more negatively impacted by living alone and being out of employment, with lower life satisfaction and self-rated general health, when compared with those born in 1970. We might expect that during 2012, a period of greater economic precarity and austerity measures, we might see a stronger negative association between being out of employment and mental health outcomes. However, rates of unemployment were higher for the 1970 BCS cohort in mid-life during this period. Therefore, the mental health costs for those born in 1958 could be due to social norms i.e., being unemployed at a time when rates were lower has a more detrimental effect on mental health (Virgolino et al., 2022). For the 1970 BCS cohort, we see overall lower levels of self-rated general health when compared to those born in 1958. However, for individuals with higher cumulative social isolation scores i.e., those most isolated, self-rated health was more similar between the two cohorts indicating that higher levels of social isolation have remained consistently negative for general health over time.

Examination of the interactive effects of various combinations of isolation experiences on mental health revealed few significant associations. This suggests that, in general, the effect of multiple forms of isolation is additive as opposed to multiplicative i.e., the negative mental health impacts that arise from different forms of social isolation do not magnify each other. Two exceptions were observed whereby cohort members lacking community engagement in the current study showed lower self-rated general health compared with cohort members engaging more with their community, and this difference was greater for those who were also out of employment. Similarly, cohort members who lived alone reported lower life satisfaction, particularly if they were also out of employment. These results only held in the female sample which is important given we know that women’s labour market trajectories are complex (Widmer & Ritschard, 2009), with more time out in mid-life (Mansfield et al., 2024). Policies that increase parents’ choices around labour market participation should be

Social isolation in mid-life: associations with psychological distress, life satisfaction and self-rated health in two successive British birth cohorts

prioritised, and, for women who are out of employment during this life stage, more opportunities for community involvement might improve their overall mental health.

Males had a greater likelihood of membership to the more isolated classes, and the association between living alone and poorer self-rated general health was also approaching significance in the male sample with no association found for females. These findings support previous studies that suggest men are more isolated across the lifecourse than females (Umberson et al., 2022; Read et al., 2020) and could indicate that men living alone have reduced positive health behaviours (Berkman et al., 2000). Study members born in the 1970 BCS cohort were also more likely to belong to classes experiencing multiple forms of isolation, supporting previous research that showed an increase in some forms of social isolation over time in the UK (Mansfield et al., 2024).

This study provides evidence from two large scale, population-based studies on social isolation in mid-life and its relationship to mental health in Great Britain. Investigating multiple indicators of social isolation across a range of relational contexts enabled a better understanding of the specific conditions leading to poor mental health and the stability of these associations over time. Despite including multiple social isolation indicators, the current study was limited by the information available across both cohort studies. More comprehensive measurement of study members' social networks and frequency of contact, for example, number of friends, may have provided the opportunity to model unique clusters of social isolation experiences against the various outcomes. To ensure completeness of isolation indicators and consistency across cohorts, items were taken from sweeps between the ages of 42-46 with outcomes at the next available sweep four years later. Differences in the timing of social isolation exposures across cohorts may explain a proportion of the cohort effects. However, cohort differences were not seen across all models, indicating that the year of data collection did not have universal effects.

The cohorts used in the current study are broadly representative of those born in mainland Britain at those times (1958, 1970), and therefore include samples that are predominantly white British. Therefore, the generalisability of results to non-white British populations is limited. As mid-life data becomes available in young and more diverse British birth cohorts, the ethnic differences in the association between social isolation and mental health should be explored.

Conclusion

A 'dose-response' relationship was found with higher social isolation scores associated with greater psychological distress, lower life satisfaction, and poorer self-reported general health. Independent associations varied by form of isolation, justifying future research that investigates both the individual and combined effects of different social isolation experiences. In the current study, the effects of different combinations of social isolation on mental health appeared to be additive. Findings varied by outcome, with stronger and more consistent associations between social isolation and lower levels of life satisfaction when compared with psychological distress and self-rated general health.

Social isolation in mid-life: associations with psychological distress, life satisfaction and self-rated health in two successive British birth cohorts

References

- Ambresin, G., Chondros, P., Dowrick, C., Herrman, H., & Gunn, J. M. (2014). Self-rated health and long-term prognosis of depression. *The Annals of Family Medicine*, *12*(1), 57-65. <https://doi.org/10.1370/afm.1562>
- Berkman, L. F., Glass, T., Brissette, I., & Seeman, T. E. (2000). From social integration to health: Durkheim in the new millennium. *Social Science & Medicine*, *51*(6), 843-857. [https://doi.org/10.1016/S0277-9536\(00\)00065-4](https://doi.org/10.1016/S0277-9536(00)00065-4)
- Blanchflower, D. G., & Oswald, A. J. (2008). Is well-being U-shaped over the life cycle? *Social Science and Medicine*, *66*(8), 1733-1749. <https://doi.org/10.1016/j.socscimed.2008.01.030>
- Blazer, D. (2020). Social Isolation and Loneliness in Older Adults— A Mental Health/Public Health Challenge. *JAMA Psychiatry*, *77*(10), 990-991. <https://doi.org/10.1002/gps.4495>
- Caniglia, M. (2024). Nonparticipation in work and education in emerging adulthood and depressive symptoms through early midlife. *Social Science & Medicine-Mental Health*, 100329.
- Celeux, G., & Soromenho, G. (1996). An entropy criterion for assessing the number of clusters in a mixture model. *Journal of Classification*, *13*, 195-212.
- Christiansen, J., Qualter, P., Friis, K., Pedersen, S. S., Lund, R., Andersen, C. M., Bekker-Jeppesen, M., & Lasgaard, M. (2021). Associations of loneliness and social isolation with physical and mental health among adolescents and young adults. *Perspectives in Public Health*, *141*(4), 226-236. <https://doi.org/10.1177/17579139211016077>
- Cornwell, E. Y., & Waite, L. J. (2009). Measuring social isolation among older adults using multiple indicators from the nshap study. *Journals of Gerontology - Series B Psychological Sciences and Social Sciences*, *64*(SUPPL.1), 38-46. <https://doi.org/10.1093/geronb/gbp037>
- Coyle, C. E., & Dugan, E. (2012). Social isolation, loneliness and health among older adults. *Journal of Aging and Health*, *24*(8), 1346-1363. <https://doi.org/10.1177/0898264312460275>
- d'Hombres, B., Barjaková, M., & Schnepf, S. V. (2021). *Loneliness and Social Isolation: An unequally shared burden in Europe*. 14245, 23. <https://www.iza.org/publications/dp/14245/loneliness-and-social-isolation-an-unequally-shared-burden-in-europe>
- Elliott, J., & Shepherd, P. (2006). Cohort profile: 1970 British Birth Cohort (BCS70). *International Journal of Epidemiology*, *35*(4), 836-843. <https://doi.org/10.1093/ije/dyl174>
- Fahy, K., Alexiou, A., Mason, K. et al. Inequalities in local government spending on cultural, environmental and planning services: a time-trend analysis in England, Scotland, and Wales. *BMC Public Health* *23*, 408 (2023). <https://doi.org/10.1186/s12889-023-15179-9>

Social isolation in mid-life: associations with psychological distress, life satisfaction and self-rated health in two successive British birth cohorts

- Golden, J., Conroy, R. M., Bruce, I., Denihan, A., Greene, E., Kirby, M., & Lawlor, B. A. (2009). Loneliness, social support networks, mood and wellbeing in community-dwelling elderly. *International Journal of Geriatric Psychiatry*, *24*(7), 694–700. <https://doi.org/10.1002/gps.2181>
- Gyasi, R. M., Abass, K., & Adu-Gyamfi, S. (2020). How do lifestyle choices affect the link between living alone and psychological distress in older age? Results from the AgeHeaPsyWel-HeaSeeB study. *BMC Public Health*, *20*(1), 1–9. <https://doi.org/10.1186/s12889-020-08870-8>
- Hämmig, O. (2019). Health risks associated with social isolation in general and in young, middle and old age. *PLoS ONE*, *14*(7). <https://doi.org/10.1371/journal.pone.0219663>
- Holt-Lunstad, J., Smith, T. B., Baker, M., Harris, T., & Stephenson, D. (2015). Loneliness and Social Isolation as Risk Factors for Mortality: A Meta-Analytic Review. *Perspectives on Psychological Science*, *10*(2), 227–237. <https://doi.org/10.1177/1745691614568352>
- Holt-Lunstad, J., & Steptoe, A. (2022). Social isolation: An underappreciated determinant of physical health. *Current Opinion in Psychology*, *43*, 232–237. <https://doi.org/10.1016/j.copsyc.2021.07.012>
- Hughes, M. E., Waite, L. J., Hawkey, L. C., & Cacioppo, J. T. (2004). A short scale for measuring loneliness in large surveys: Results from two population-based studies. *Research on Aging*, *26*(6), 655–672. <https://doi.org/10.1177/0164027504268574>
- Huisman, M., & van Tilburg, T. G. (2021). Social exclusion and social isolation in later life. In *Handbook of Aging and the Social Sciences*. INC. <https://doi.org/10.1016/b978-0-12-815970-5.00007-3>
- Killian, M. O., Cimino, A. N., Weller, B. E., & Hyun Seo, C. (2019). A Systematic Review of Latent Variable Mixture Modeling Research in Social Work Journals. *Journal of Evidence-Based Social Work*, *16*(2), 192–210. <https://doi.org/10.1080/23761407.2019.1577783>
- Klinenberg, E. (2016). Social Isolation, Loneliness, and Living Alone: Identifying the Risks for Public Health. *American Journal of Public Health*, *106*(5), 786–787. <https://doi.org/10.2105/AJPH.2016.303166>
- Lachman, M. E. (2015). Mind the Gap in the Middle: A Call to Study Midlife. *Research in Human Development*, *12*(3–4), 327–334. <https://doi.org/10.1080/15427609.2015.1068048>
- Lay-Yee, R., Hariri, A. R., Knodt, A. R., Barrett-Young, A., Matthews, T., & Milne, B. J. (2023). Social isolation from childhood to mid-adulthood: Is there an association with older brain age? *Psychological Medicine*. <https://doi.org/10.1017/S0033291723001964>
- Lee, J. H., & Huber Jr, J. C. (2021). Evaluation of multiple imputation with large proportions of missing data: how much is too much?. *Iranian Journal of Public Health*, *50*(7), 1372. <https://doi.org/10.18502/ijph.v50i7.6626>
- Lo Y., Mendell, N.R., Rubin, D. . (2001). Testing the number of components in a normal mixture. *Biometrika*, *88*(3), 767–778. <https://doi.org/10.1093/biomet/90.4.991>

Social isolation in mid-life: associations with psychological distress, life satisfaction and self-rated health in two successive British birth cohorts

- Loades, M. E., Chatburn, E., Higson-Sweeney, N., Reynolds, S., Shafran, R., Brigden, A., Linney, C., McManus, M. N., Borwick, C., & Crawley, E. (2020). Rapid Systematic Review: The Impact of Social Isolation and Loneliness on the Mental Health of Children and Adolescents in the Context of COVID-19. *Journal of the American Academy of Child and Adolescent Psychiatry*, *59*(11), 1218-1239.e3. <https://doi.org/10.1016/j.jaac.2020.05.009>
- Luo, M., & Li, L. (2022). Social isolation trajectories in midlife and later-life: patterns and associations with health. *International Journal of Geriatric Psychiatry*, *37*(5). <https://doi.org/10.1002/gps.5715>
- Luo, M., & Li, L. W. (2023). Within-Person Dynamics of Objective and Subjective Social Isolation in Midlife and Later Life. *Journal of Aging and Health*, *35*(3-4), 182-190. <https://doi.org/10.1177/089826432211184493>.
- Mansfield, R., Gessa, G. Di, Patel, K., Mcelroy, E., Wels, J., Henderson, M., Maddock, J., Stafford, J., Steptoe, A., Richards, M., & Patalay, P. (2023). Examining the inter-relationships between social isolation and loneliness and their correlates among older British adults before and during the COVID-19 lockdown: evidence from four British longitudinal studies. *Innovation in Aging*, *8*(1), igad126. <https://doi.org/10.1093/geroni/igad126>
- Mansfield, R., Henderson, M., Richards, M., Ploubidis, G. B., & Patalay, P. (2024). Lifecourse trajectories and cross-generational trends in social isolation: findings from five successive British birth cohort studies. *Advances in Life Course Research*, *60*, 100613. <https://doi.org/10.1016/j.alcr.2024.100613>
- McElroy, E., Herrett, E., Patel, K., Piehlmaier, D. M., Di Gessa, G., Huggins, C., ... & Patalay, P. (2023). Living alone and mental health: parallel analyses in UK longitudinal population surveys and electronic health records prior to and during the COVID-19 pandemic. *BMJ Ment Health*, *26*(1).
- Mostafa, T., & Wiggins, D. (2014). *Handling attrition and non-response in the 1970 British Cohort Study*. Retrieved from <https://cls.ucl.ac.uk/wp-content/uploads/2017/04/CLS-WP-2014-2.pdf>
- Mostafa, T., Narayanan, M., Pongiglione, B., Dodgeon, B., Goodman, A., Silverwood, R. J., & Ploubidis, G. B. (2021). Missing at random assumption made more plausible: evidence from the 1958 British birth cohort. *Journal of Clinical Epidemiology*, *136*, 44-54. <https://doi.org/10.1016/j.jclinepi.2021.02.019>
- Mustillo, S., & Kwon, S. (2015). Auxiliary variables in multiple imputation when data are missing not at random. *The Journal of Mathematical Sociology*, *39*(2), 73-91. <https://doi.org/10.1080/0022250X.2013.877898>
- Muthén, B. O., & Muthén, L. K. (2000). Integrating person-centered and variable-centered analyses: Growth mixture modeling with latent trajectory classes. *Alcoholism: Clinical and Experimental Research*, *24*(6), 882-891. <https://doi.org/10.1111/j.1530-0277.2000.tb02070.x>
- Muthén, L. K., & Muthén, B. O. (2017). *Mplus: Statistical Analysis with Latent Variables: User's Guide (Version 8)*. Los Angeles, CA: Authors.

Social isolation in mid-life: associations with psychological distress, life satisfaction and self-rated health in two successive British birth cohorts

- Mykkestad, I., Røysamb, E., & Tambs, K. (2012). Risk and protective factors for psychological distress among adolescents: A family study in the Nord-Trøndelag Health Study. *Social Psychiatry and Psychiatric Epidemiology*, 47(5), 771–782. <https://doi.org/10.1007/s00127-011-0380-x>
- Pasanen, T. P., Tamminen, N., Martelin, T., & Solin, P. (2021). Positive Mental Health of Finnish People Living Alone: The Role of Circumstantial Factors and Leisure-Time Activities. *International Journal of Environmental Research and Public Health*, 18(13), 6735.
- Patalay, P., & Fitzsimons, E. (2016). Correlates of Mental Illness and Wellbeing in Children: Are They the Same? Results From the UK Millennium Cohort Study. *Journal of the American Academy of Child and Adolescent Psychiatry*, 55(9), 771–783. <https://doi.org/10.1016/j.jaac.2016.05.019>
- Ploubidis, G. B., McElroy, E., & Moreira, H. C. (2019). A longitudinal examination of the measurement equivalence of mental health assessments in two British birth cohorts. *Longitudinal and Life Course Studies*, 10(4), 471–489.
- Power, C., & Elliott, J. (2006). Cohort profile: 1958 British birth cohort (National Child Development Study). *International Journal of Epidemiology*, 35(1), 34–41. <https://doi.org/10.1093/ije/dyi183>
- Read, S., Comas-Herrera, A., & Grundy, E. (2020). Social Isolation and Memory Decline in Later-life. *Journals of Gerontology - Series B Psychological Sciences and Social Sciences*, 75(2), 367–376. <https://doi.org/10.1093/geronb/gbz152>
- Roberson, P. N. E., Norona, J. C., Zorotovich, J., & Dirnberger, Z. (2017). Developmental Trajectories and Health Outcomes Among Emerging Adult Women and Men. *Emerging Adulthood*, 5(2), 128–142. <https://doi.org/10.1177/2167696816662118>
- Rodgers, B., Pickles, A., Power, C., Collishaw, S., & Maughan, B. (1999). Validity of the Malaise Inventory in general population samples. *Social Psychiatry and Psychiatric Epidemiology*, 34(6), 333–341. <https://doi.org/10.1007/s001270050153>
- Rutter M, Tizard J, W. K. (1970). *Education, health and behaviour*. Longmans.
- Sehmi, R., Maughan, B., Matthews, T., & Arseneault, L. (2020). No man is an island: Social resources, stress and mental health at mid-life. *British Journal of Psychiatry*, 217(5), 638–644. <https://doi.org/10.1192/bjp.2019.25>
- Shanahan, L., Copeland, W. E., Worthman, C. M., Erkanli, A., Angold, A., & Costello, E. J. (2013). Sex-differentiated changes in C-reactive protein from ages 9 to 21: The contributions of BMI and physical/sexual maturation. *Psychoneuroendocrinology*, 38(10), 2209–2217. <https://doi.org/10.1016/j.psyneuen.2013.04.010>
- Smith, K. J., & Victor, C. (2019). Typologies of loneliness, living alone and social isolation, and their associations with physical and mental health. *Ageing & Society*, 39(8), 1709–1730.
- StataCorp (2021). Stata Statistical Software: Release 17. College Station, TX: StataCorp LLC.

Social isolation in mid-life: associations with psychological distress, life satisfaction and self-rated health in two successive British birth cohorts

- Stephens, A., Shankar, A., Demakakos, P., & Wardle, J. (2013). Social isolation, loneliness, and all-cause mortality in older men and women. *Proceedings of the National Academy of Sciences of the United States of America*, *110*(15), 5797–5801. <https://doi.org/10.1073/pnas.1219686110>
- Sullivan, T. R., Salter, A. B., Ryan, P., & Lee, K. J. (2015). Bias and precision of the “multiple imputation, then deletion” method for dealing with missing outcome data. *American Journal of Epidemiology*, *182*(6), 528–534. <https://doi.org/10.1093/aje/kwv100>
- Sullivan, A., Brown, M., Hamer, M., & Ploubidis, G. B. (2022). Cohort Profile Update: The 1970 British Cohort Study (BCS70). *International Journal of Epidemiology*, *52*(3), E179–E186. <https://doi.org/10.1093/ije/dyac148>
- Tsoli, S., Fancourt, D., Sullivan, A., Hamer, M., Ploubidis, G. B., & Kawachi, I. (2024). Life-course social participation and physical activity in midlife: Longitudinal associations in the 1970 British Cohort Study (BCS70). *European Journal of Epidemiology*, 1–9. <https://doi.org/10.1007/s10654-024-01107-7>
- Umberson, D., Lin, Z., & Cha, H. (2022). Gender and Social Isolation across the Life Course. *Journal of Health and Social Behavior*, *63*(3), 319–335. <https://doi.org/10.1177/00221465221109634>
- Virgolino, A., Costa, J., Santos, O., Pereira, M. E., Antunes, R., Ambrósio, S., ... & Vaz Carneiro, A. (2022). Lost in transition: a systematic review of the association between unemployment and mental health. *Journal of Mental Health*, *31*(3), 432–444. <https://doi.org/10.1080/09638237.2021.2022615>
- Von Hippel, P. T. (2007). 4. Regression with missing Ys: an improved strategy for analyzing multiply imputed data. *Sociological Methodology*, *37*(1), 83–117. <https://doi.org/10.1111/j.1467-9531.2007.00180.x>
- Vuong, Q. H., Econometrica, S., & Mar, N. (1989). Likelihood Ratio Tests for Model Selection and Non-Nested Hypotheses Published by: The Econometric Society. *Econometrica*, *57*(2), 307–333.
- Wagenmakers, E. J., & Farrell, S. (2004). AIC model selection using Akaike weights. *Psychonomic Bulletin and Review*, *11*(1), 192–196. <https://doi.org/10.3758/BF03206482>
- Weller, B. E., Bowen, N. K., & Faubert, S. J. (2020). Latent Class Analysis: A Guide to Best Practice. *Journal of Black Psychology*, *46*(4), 287–311. <https://doi.org/10.1177/0095798420930932>
- Westreich, D., & Greenland, S. (2013). The table 2 fallacy: Presenting and interpreting confounder and modifier coefficients. *American Journal of Epidemiology*, *177*(4), 292–298. <https://doi.org/10.1093/aje/kws412>
- Wickham, S., Bentley, L., Rose, T., Whitehead, M., Taylor-Robinson, D., & Barr, B. (2020). Effects on mental health of a UK welfare reform, Universal Credit: a longitudinal controlled study. *The Lancet Public Health*, *5*(3), e157–e164. [https://doi.org/10.1016/S2468-2667\(20\)30026-8](https://doi.org/10.1016/S2468-2667(20)30026-8)

Social isolation in mid-life: associations with psychological distress, life satisfaction and self-rated health in two successive British birth cohorts

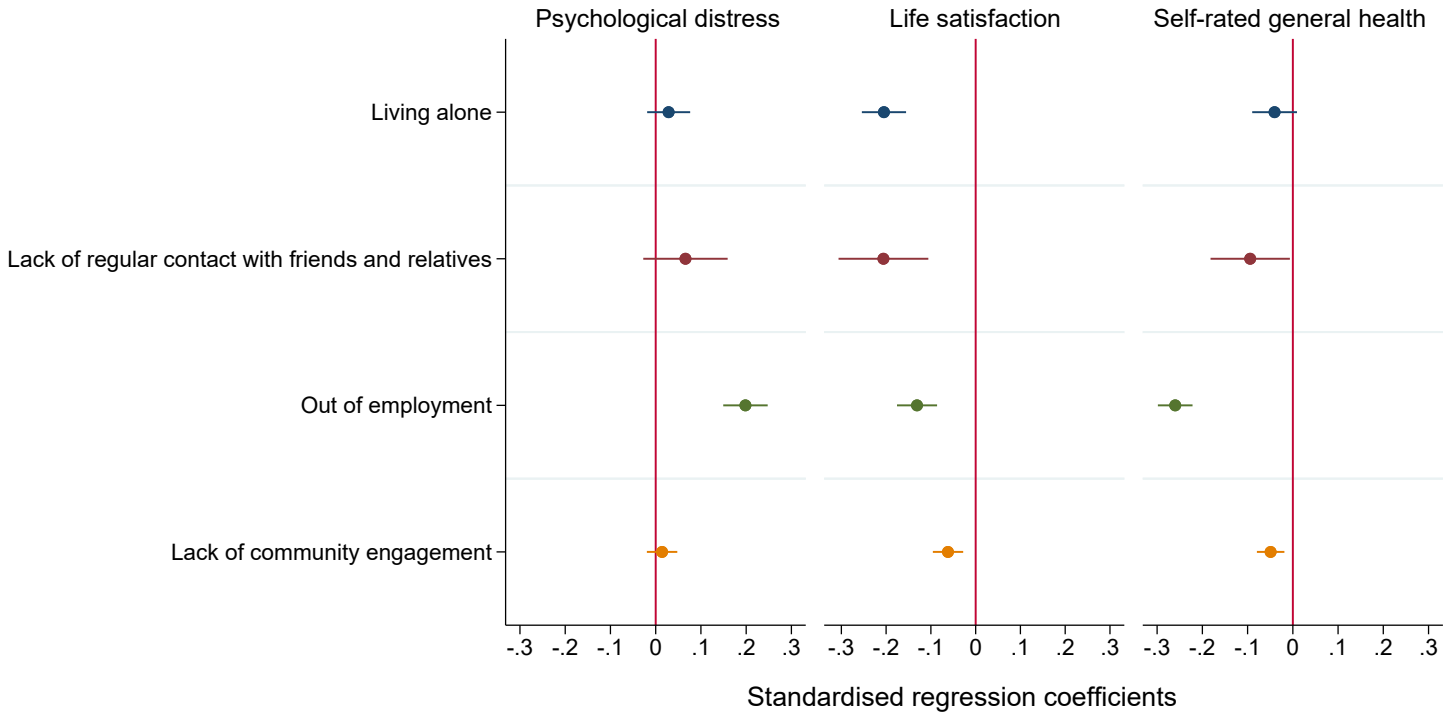
Widmer, E. D., & Ritschard, G. (2009). The de-standardization of the life course: Are men and women equal? *Advances in Life Course Research, 14*(1–2), 28–39. <https://doi.org/10.1016/j.alcr.2009.04.001>

Wigfield, A. (2020). Developing a new conceptual framework of meaningful interaction for understanding social isolation and loneliness. *Social Policy and Society*.

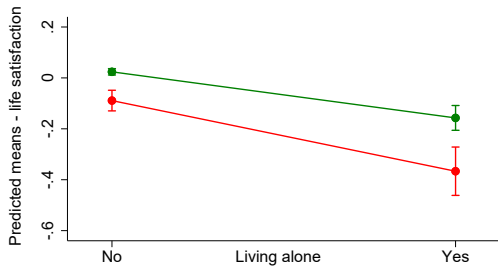
Wigfield, A., Turner, R., Alden, S., Green, M., & Karania, V. K. (2022). Developing a new conceptual framework of meaningful interaction for understanding social isolation and loneliness. *Social Policy and Society, 21*(2), 172–193, <https://doi.org/10.1017/s147474642000055x>

World Health Organization (2022). *Mental health*. Retrieved from <https://www.who.int/news-room/fact-sheets/detail/mental-health-strengthening-our-response>

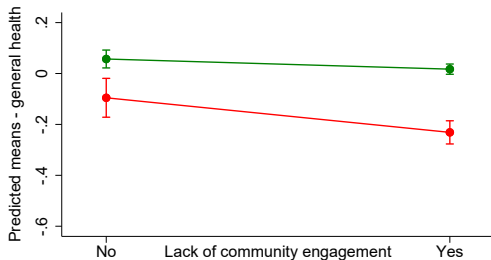
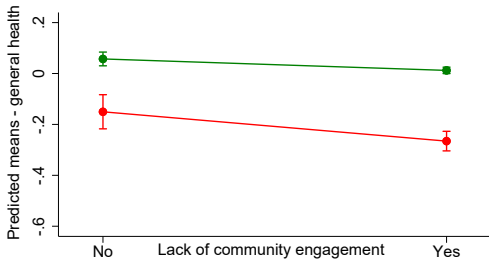
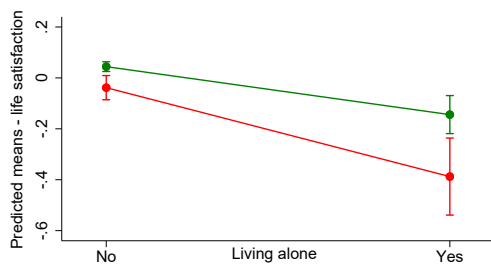
Zavaleta, D., Samuel, K., & Mills, C. T. (2017). Measures of Social Isolation. *Social Indicators Research, 131*(1), 367–391. <https://doi.org/10.1007/s11205-016-1252-2>



Full sample



Females only



In employment

Out of employment