

Exploring Temperature Effects on Large Language Models Across Various Clinical Tasks

Dhavalkumar Patel¹, Prem Timsina¹, Ganesh Raut¹, Robert Freeman¹, Matthew A levin^{1,2}, Girish N Nadkarni³, Benjamin S Glicksberg^{3*}, Eyal Klang^{3*}

* Equal contribution

1 - Institute for Healthcare Delivery Science, Icahn School of Medicine at Mount Sinai, New York, NY 10029, United States.

2 - Department of Anesthesiology, Perioperative and Pain Medicine, Icahn School of Medicine at Mount Sinai, New York NY 10029

3 - Department of Medicine, Division of Data-Driven and Digital Medicine, Icahn School of Medicine at Mount Sinai, New York, NY 10029, United States.

Corresponding authors: Dhavalkumar Patel, Eyal Klang
Dhaval.Patel@mountsinai.org; Eyal.Klang@mountsinai.org

Abstract

Large Language Models (LLMs) are becoming integral to healthcare analytics. However, the influence of the temperature hyperparameter, which controls output randomness, remains poorly understood in clinical tasks. This study evaluates the effects of different temperature settings across various clinical tasks. We conducted a retrospective cohort study using electronic health records from the Mount Sinai Health System, collecting a random sample of 1283 patients from January to December 2023. Three LLMs (GPT-4, GPT-3.5, and Llama-3-70b) were tested at five temperature settings (0.2, 0.4, 0.6, 0.8, 1.0) for their ability to predict in-hospital mortality (binary classification), length of stay (regression), and the accuracy of medical coding (clinical reasoning). For mortality prediction, all models' accuracies were generally stable across different temperatures. Llama-3 showed the highest accuracy, around 90%, followed by GPT-4 (80-83%) and GPT-3.5 (74-76%). Regression analysis for predicting the length of stay showed that all models performed consistently across different temperatures. In the medical coding task, performance was also stable across temperatures, with GPT-4 achieving the highest accuracy at 17% for complete code accuracy. Our study demonstrates that LLMs maintain consistent accuracy across different temperature settings for varied clinical tasks, challenging the assumption that lower temperatures are necessary for clinical reasoning.

Keywords: Large Language Models, temperature hyperparameter, clinical reasoning, healthcare analytics, GPT models, Llama model, medical coding, mortality prediction, length of stay.

1. Introduction

Recent advancements in Large Language Models (LLMs) present new opportunities in data analysis, especially in the healthcare sector, where their capability to understand and analyze detailed clinical scenarios offers significant potential [1][2][3][4].

Despite their promise, LLMs are complicated models that pose issues for integration in healthcare workflows, often requiring a deep understanding of the nuances of any decision support tools. Additionally, like other machine learning models, LLMs have certain hyperparameters which can greatly affect their performance. While these hyperparameters have been explored for more general use, there remain open questions about how they affect performance in specialized domains, including healthcare [5][6].

One unique hyperparameter of LLMs is temperature, which is a factor that affects the randomness and originality of the LLM's output [7][8]. Lower temperature settings are associated with more prototypical and standard outputs, while higher temperature settings are associated with more creative and less predictable responses. Preferences for different temperature settings may be intuitive for certain use cases. For instance, for creative writing, one might prioritize higher temperature settings. For healthcare, however, it is not necessarily straightforward which setting will be most effective, and it may be that different clinical tasks for LLMs may require different settings.

One study [9] has started exploring how temperature influences LLMs in academic scenarios, but research in clinical settings is limited. Our investigation addresses this gap in healthcare by evaluating LLM performance in a range of clinical tasks using real- world patient data, extending from binary classification to regression, to the complex,

unstructured task of medical coding. Furthermore, we evaluate the influence of temperature settings on the clinical reasoning capabilities of various LLMs when tasked with interpreting clinical data. This investigation serves to deepen our understanding of LLM functionality in healthcare environments [10][11][12].

2. Methods

2.1 Study Design

This study employs a retrospective cohort design to investigate the effects of the hyperparameter temperature on the clinical reasoning capabilities of Large Language Models (LLMs). Specifically, the study explores how these settings influence LLM performance across different clinical tasks, including binary classification, regression, and medical coding within a healthcare environment.

We conducted the study using electronic data retrieved from the Mount Sinai Health System electronic health records (EHR). Data was retrieved from Emergency Departments (EDs) of five MSHS hospitals Mount Sinai Beth Israel, Mount Sinai Brooklyn, Mount Sinai Queens Hospital, Mount Sinai West, and The Mount Sinai Hospital, and included ED visits from Jan 2023 to Dec 2023.

Data privacy was ensured through anonymization and compliance with MSHS institutional guidelines according to IRB Protocol (Ethic Committee Name: Mount Sinai Institutional Review Board Approval Code: STUDY-18-00573, Approval Date: June 6th,2021), safeguarding patient information throughout the study.

2.2 Cohort Creation

The cohort for this study was constructed using the following inclusion criteria:

Patients over 18 years of age were initially presented in the ED and subsequently admitted to the hospital. Selection of the first physician-authored progress note and the first nurse-authored ED triage note for each patient visit provided the notes were not null and contained more than 20 words. We excluded cases of non-adult patients and patients with missing physician or nurse notes.

2.3 Data Collection

The data collected for analysis encompassed both structured and unstructured formats. The structured data included variables such as Sex, Race, Ethnicity, Age, and Discharge Disposition. The unstructured data consisted of clinical notes authored by physicians and nurses. Patient encounters were organized by Arrival-Instant timestamp, serving as the benchmark for initial patient assessments.

Initial Data collection followed systematic steps and was implemented to ensure the inclusion of relevant patient records. Initially, data was retrieved from the database within a specified date range for the year 2023. An age filter was then applied to include only patients who were above 18 years old. The next step involved selecting patients who were admitted through an Emergency Department (ED) visit. Following this, a filter was applied to include only those patients who were hospitalized after their ED visit.

Initial ED diagnoses made by healthcare professionals such as physicians, residents, fellows, and registered nurses were included. Data extraction focused on specific types of ED notes, namely ED Progress Notes and ED Triage/Intake notes and considered it as a filtered dataset.

We sampled a random selection of ED visits from the included hospitals, targeting 250 records of patients per hospital. Given the systematic application of multiple filters, such as age and hospitalization status post-ED visit, the final dataset varied slightly, totaling 1,283 records, well balanced across hospitals.

2.4 Outcomes Measures

The study focused on three primary outcomes that were different in their analysis type:

- The first outcome was to predict in-hospital mortality, a binary classification task (1 – Mortality, 0 – No mortality).
- The next outcome was to predict length of stay (LOS), as a continuous numeric prediction in days from arrival to discharge.
- The last task was to determine medical coding accuracy, via the assignment and verification of ICD-10-CM ED primary diagnosis codes based on the clinical narratives and primary diagnosis data.

2.5 Model Parameters and Implementation

LLM performance was evaluated under various temperature settings (0.2, 0.4, 0.6, 0.8, 1.0) to assess the impact on the randomness and originality of the outputs. For further configurations such as Top K settings, we employed the API defaults and kept them constant across the different experiments.

Table 1: Parameters for Text Generation Process

Parameter Name	Parameters Value
Temperature	0.2, 0.4, 0.6, 0.8, 1.0
Top P (Nucleus Sampling)	1.0
Max Token Size	800 Tokens
Stop	None

Table 1 provides a detailed overview of the temperature settings and other parameters, ensuring a comprehensive understanding of the configurations used during the experiments.

The study utilized three LLMs: OpenAI's GPT-4 GPT-3.5 and Meta's Llama-3-70b for the different experiments as mentioned in **Table 2**.

Table 2: Comparison of Text Generation Models: Context, Input, and Output Costs

Models	Version	Context	Input (Per 1,000 tokens)	Output (Per 1,000 tokens)
GPT-3.5	0125	16K	\$0.0005	\$0.0015
GPT-4	0613	32K	\$0.06	\$0.12
LLAMA3	70B	8k	\$0.01134	\$0.00378

All code and analyses were conducted using Python ver. 3.9. All models were run on the MSHS HIPAA-compliant private Azure cloud instance and accessed via API calls.

Within this infrastructure, we created an Azure AI Studio service under a virtual private network (VPC) to conduct the experiment.

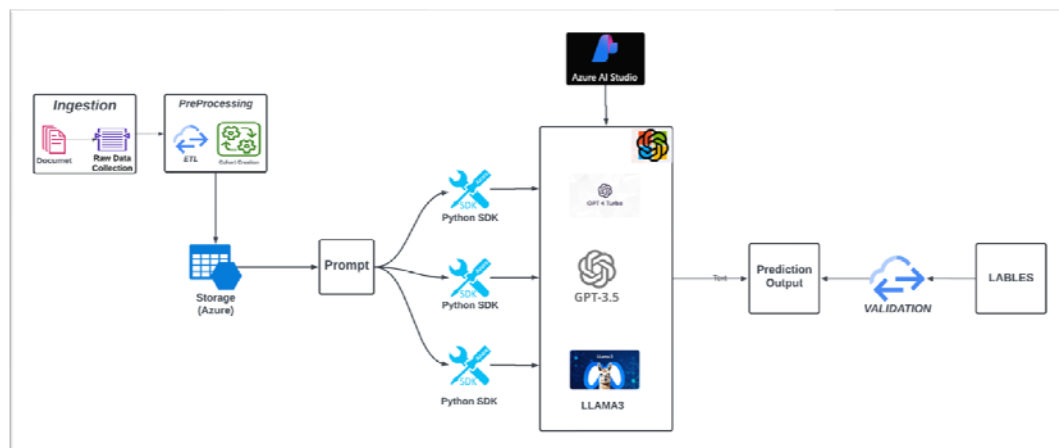


Figure 1: Experiment design with help of Azure AI studio

2.6 Prompt Designs

The models were prompted to act as clinical practitioners, integrating both structured and narrative data inputs to perform and score predictions on mortality, LOS, and primary diagnosis using a structured JSON format.

The prompt used was:

You are to act as a clinical practitioner. You will be receiving a nurse triage note, a physician/resident first progress note, and tabular data. Using this information, I want you to perform three predictions. With each prediction, provide a confidence score ranging from 1 to 10 reflecting how confident you are with your assessment.

For the first task, predict whether the patient will die in the hospital. For reference, the overall mortality rate is {{X}}%.

For the second task, predict how long the patient will be admitted in the hospital in terms of days (i.e., length of stay). For reference, the average length of stay in the hospital is {{X}} days.

In the third task, provide an ICD-10 code reflecting the primary disease diagnosis for the patient.

Please return all predictions and confidence scores in the following structured JSON format:

```
{  
  "mortalityPrediction": {"willDie": <0/1>, "confidenceScore": 1-  
10}  
  "lengthOfStayPrediction": {"days": <number>, "confidenceScore": 1-  
10}  
  "primaryDiagnosisPrediction": {"ICD10Code": <code>, "confidenceScore": 1-10}  
}
```

2.8 Statistical Analysis

2.8.1 Classification Metrics:

Metrics included AUC for probabilities and accuracies for absolute predictions. We have also calculated cut-off-based assessments of sensitivity, precision, specificity, NPV, and F1 score.

2.8.2 Regression Metrics:

Mean square error (MSE) and root mean square error (RMSE), which are commonly used metrics for regression analysis, were used to gauge the accuracy of LOS predictions.

2.8.3 ICD Coding Metrics:

Accuracy evaluations for ICD coding were segmented into absolute accuracy, and accuracy within the first 2, 3, and 4 digits of the ICD-10-CM codes. This was done to evaluate accuracy with increasing levels of diagnostic specificity (from 2 digits to full code comparison). Confidence scores were quantified by mean, median, and standard deviation measures to evaluate the predictions' reliability.

3. Results

The study focused on predictions of mortality, length of stay, and primary ED ICD-10-CM coding across temperatures ranging from 0.2 to 1.0 for 3 LLMs. These predictions were compared against the clinical ground truths to assess accuracy and confidence across different model settings. The characteristics of the cohort are presented in **Table 3**.

Table 3: Cohort characteristics

Category	Description	Value
Word Count Statistics	Total Notes	1,283
	Average Notes per Patient	2 Notes
	Mean Words per Note	101.49 words
	Standard Deviation of Words per Note	84.38 words
	Minimum Words in a Note	41 words
	25th Percentile Words	52 words
	Median Words	83 words
	75th Percentile Words	118 words
	Maximum Words in a Note	1,395 words
Distribution of Note Sizes	Small (less than 52 words)	317 entries
	Medium (between 52 and 118 words)	647 entries
	Large (more than 118 words)	319 entries
Mortality Statistics	Total Notes or Patients?	1,283
	Deceased	62
	In-hospital Mortality Rate	4.90%
Length of Stay	Mean Length of Stay	6.93 days
	Median Length of Stay	4.0 days
	Standard Deviation of Length of Stay	10.65 days
	Interquartile Range of Length of Stay	6.0 days

Estimated Tokens	Total Estimated Number of Tokens	270,385.25
Gender Distribution	Male	50.43%
	Female	49.57%
Race Distribution	White	39.64%
	Black or African American	29.83%
	Others	30.53%
Age Statistics	Average Age	64.75 years
	Age Distribution Peaks	77 years (44), 64 years (43)
Average Age by Race	White	67.18 years
	Black	62.57 years
	Others	75.55 years
Average Age by Sex	Female	66.55 years
	Male	62.98 years
Age Statistics by Race (Extended)	Others	75.55 years
	Standard Deviation	15.32
	Interquartile Range	22
	Black	62.57 years

	Standard Deviation	18.25
	Interquartile Range	26
	White	67.18 years
	Standard Deviation	19.14
	Interquartile Range	28
Age Statistics by Sex (Extended)	Female	66.55 years
	Standard Deviation	18.45
	Interquartile Range	27
	Male	62.98 years
	Standard Deviation	20.11
	Interquartile Range	29

3.1 Classification Task for Mortality Prediction

The evaluation of GPT-4, GPT-3.5, and Llama-3 binary predictions (mortality in hospital yes/no) across varying temperatures revealed consistent accuracy metrics.

Llama-3 persistently scored higher than its counterparts, with accuracies around 90%. In comparison, GPT-4 showed accuracies around 80-83%, and GPT-3.5 showed the lowest accuracies around 74-76% (**Table 4, Figure 2**).

Table 4: Metrics of LLM models for predicting mortality in hospitals using a binary prediction (0/1).

Model	Temperature	Accuracy	Precision	Recall	F1 Score
GPT-4	0.2	0.83	0.27	0.48	0.35
	0.4	0.82	0.25	0.48	0.33
	0.6	0.82	0.27	0.52	0.35
	0.8	0.80	0.26	0.55	0.35
	1	0.82	0.27	0.55	0.37
GPT-3.5	0.2	0.75	0.20	0.52	0.29
	0.4	0.76	0.19	0.53	0.28
	0.6	0.75	0.20	0.52	0.29
	0.8	0.74	0.17	0.44	0.25
	1	0.74	0.18	0.49	0.27
Llama-3	0.2	0.90	0.45	0.20	0.28
	0.4	0.90	0.43	0.19	0.26
	0.6	0.90	0.43	0.18	0.25
	0.8	0.90	0.43	0.19	0.27
	1	0.90	0.44	0.19	0.27

When shifting to probabilities, the AUC values for GPT-4 and Llama-3 ranged from 0.713-0.744 for GPT-4 and 0.744-0.755 for Llama-3 (**Table 5, Figure 3**). The AUC values remained quite stable across temperatures, indicating consistent discriminatory capabilities. Conversely, GPT-3.5 displayed a slight decrease in AUC with increasing temperatures, from 0.687 for temperature 0.2 to 0.616 for temperature 1.0.

Table 5: Metrics Computed Using Youden's Index. This table displays accuracy, precision, recall, F1 score, and the area under the receiver operating characteristic curve (AUC), derived from the model's predicted probabilities. Metrics were calculated using the optimal cutoff determined by Youden's index for each model.

Model	Temperature	AUC	Accuracy	Precision	Recall	F1 Score
			<i>For Youden's index probability threshold</i>			
GPT-4	0.2	0.742	0.67	0.18	0.69	0.29
	0.4	0.744	0.66	0.18	0.75	0.29
	0.6	0.713	0.83	0.28	0.50	0.36
	0.8	0.733	0.81	0.27	0.57	0.36
	1	0.735	0.82	0.28	0.53	0.36
GPT-3.5	0.2	0.681	0.62	0.16	0.68	0.26
	0.4	0.677	0.62	0.15	0.68	0.24
	0.6	0.686	0.55	0.15	0.77	0.25
	0.8	0.633	0.78	0.20	0.42	0.27
	1	0.616	0.78	0.20	0.40	0.26
Llama-3	0.2	0.755	0.63	0.18	0.80	0.29
	0.4	0.744	0.63	0.18	0.79	0.29
	0.6	0.759	0.66	0.19	0.81	0.31
	0.8	0.745	0.65	0.18	0.75	0.29
	1	0.752	0.64	0.19	0.79	0.30

Figure 2: Models' predicted accuracies stratified by temperatures

Abbreviations: CI – confidence interval

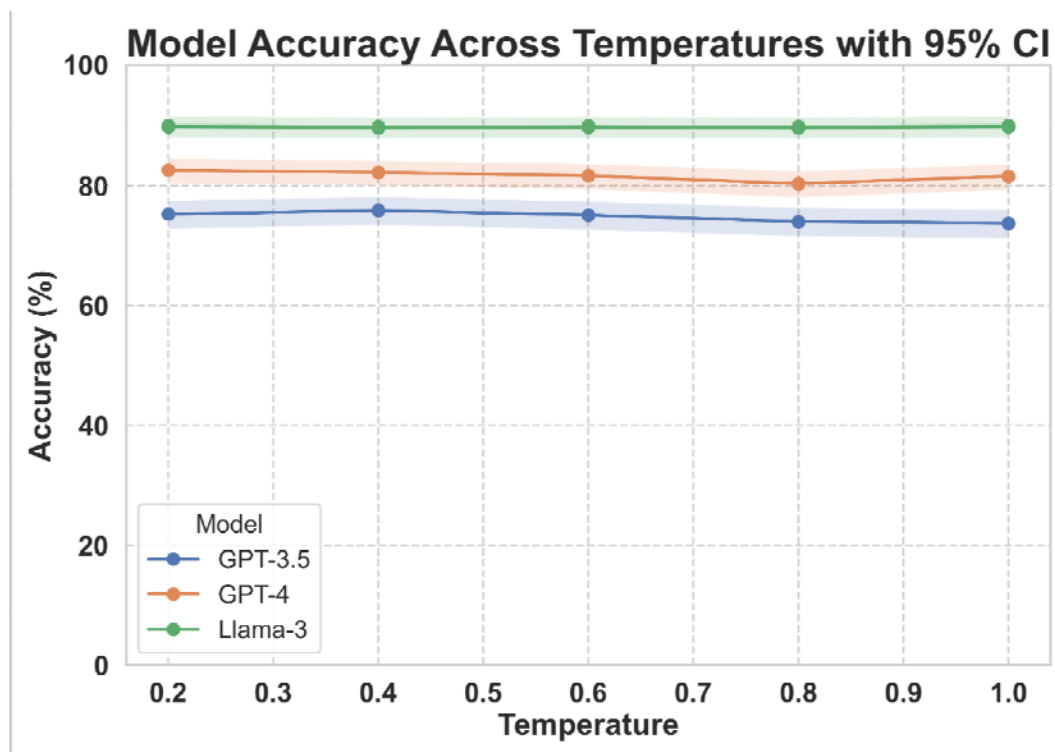
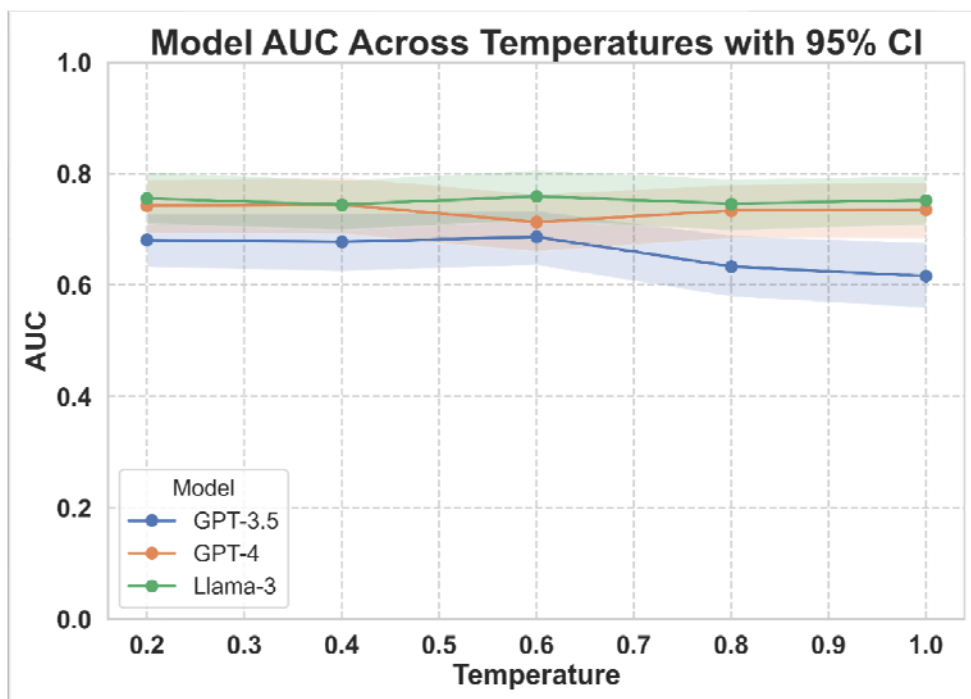


Figure 3: Models' area under the receiver operating characteristic curve (AUC) stratified by temperatures.

Abbreviations: CI – confidence interval



3.2 Regression Task – Prediction of Length of Stay in days

The MSE and RMSE metrics computed for the models across various temperature settings show consistency in the model's performance in predicting the length of stay (Table 6). Some slight variations are seen across different temperatures, but no clear trend is demonstrated. Notably, GPT-3.5 generally exhibited slightly higher MSE and RMSE values at most temperature settings, while Llama-3 displayed the lowest RMSE at a temperature of 1.0, suggesting a slight edge in predictive performance at this setting. GPT-4's results were broadly comparable to those of GPT-3.5.

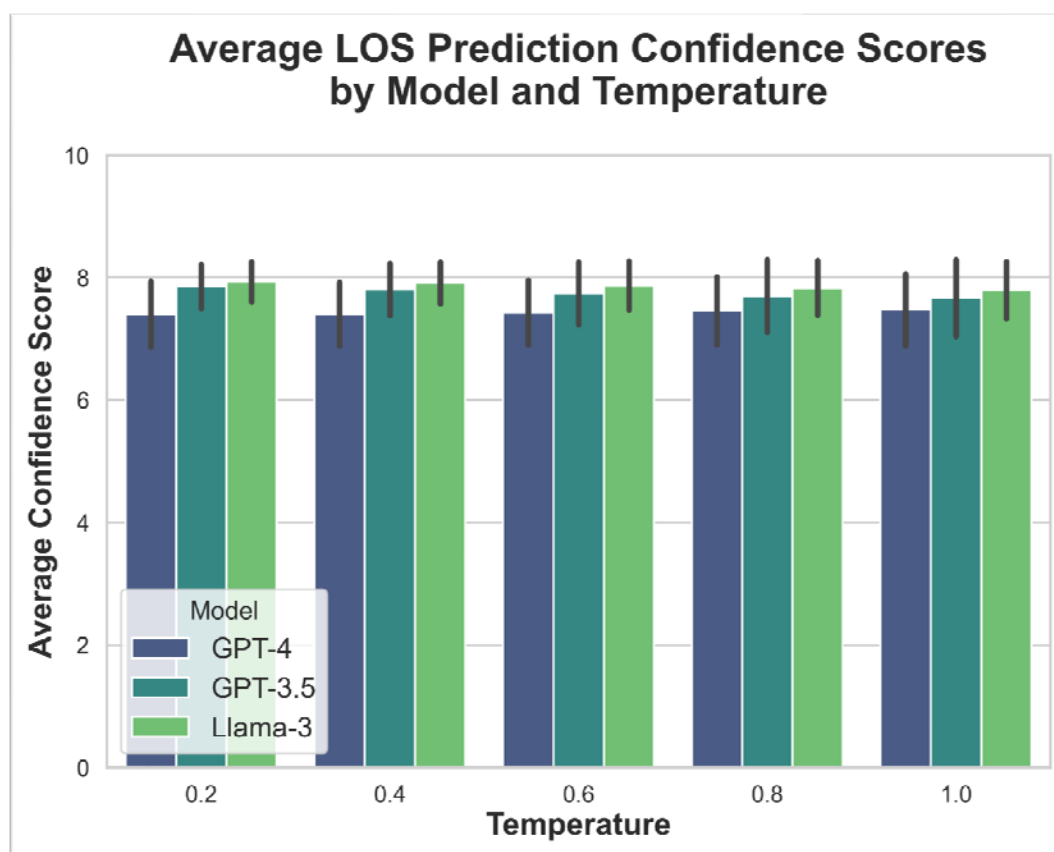
Table 6: Regression Analysis of Model Predictions for Length of Stay

Model	Temperature	MSE	RMSE
GPT-3.5	0.2	130.7	11.4
	0.4	124.9	11.2
	0.6	130.4	11.4
	0.8	131.3	11.5
	1.0	131.3	11.5
GPT-4	0.2	132.6	11.5
	0.4	127.9	11.3
	0.6	131.4	11.5
	0.8	133.1	11.5
	1.0	131.2	11.5
Llama-3	0.2	130.3	11.4
	0.4	130.4	11.4
	0.6	131.0	11.4
	0.8	129.7	11.4
	1.0	124.7	11.2

The analysis of average confidence scores for LOS predictions made by GPT-3.5, GPT- 4, and Llama-3 across varying temperatures indicates a consistent level of confidence across all models and settings.

As depicted in **Figure 4**, confidence scores for each model do not show significant variations with changes in temperature. Specifically, GPT-3.5 and Llama-3 maintain a very close range of confidence across the temperature spectrum, while GPT-4 exhibits similarly steady, albeit slightly lower, confidence levels. This uniformity in confidence suggests that the models' self-assessment of their predictive capabilities remains stable regardless of temperature adjustments.

Figure 4: Models' confidence scores for LOS prediction



3.3 Clinical Reasoning - ICD Coding Accuracy

The analysis reveals that all the models exhibit relatively stable performance across different temperature settings (**Table 7**). All the models showed mediocre performance for complete coding accuracy, specifically:

For *complete code accuracy assessment*, GPT-4 generally demonstrates the highest complete accuracy, peaking at 17%. GPT-3.5 and Llama-3 show lower accuracies, with GPT-3.5 peaking at 16% and Llama-3 reaching only up to 12%. For the *two-digit accuracy assessment*, GPT-4 leads with accuracies of around 39%. GPT-3.5 peaks at 37%, and Llama-3 remains steady at 34%. In terms of the *three-digit accuracy assessment*, GPT-4 peaks at 32%. GPT-3.5's best is 29%, while Llama-3 averages 24%.

For the *four-Digits assessment*, GPT-4 tops again, exceeding 22%. GPT-3.5 and Llama-3 reach maximums of 19% and 16%, respectively.

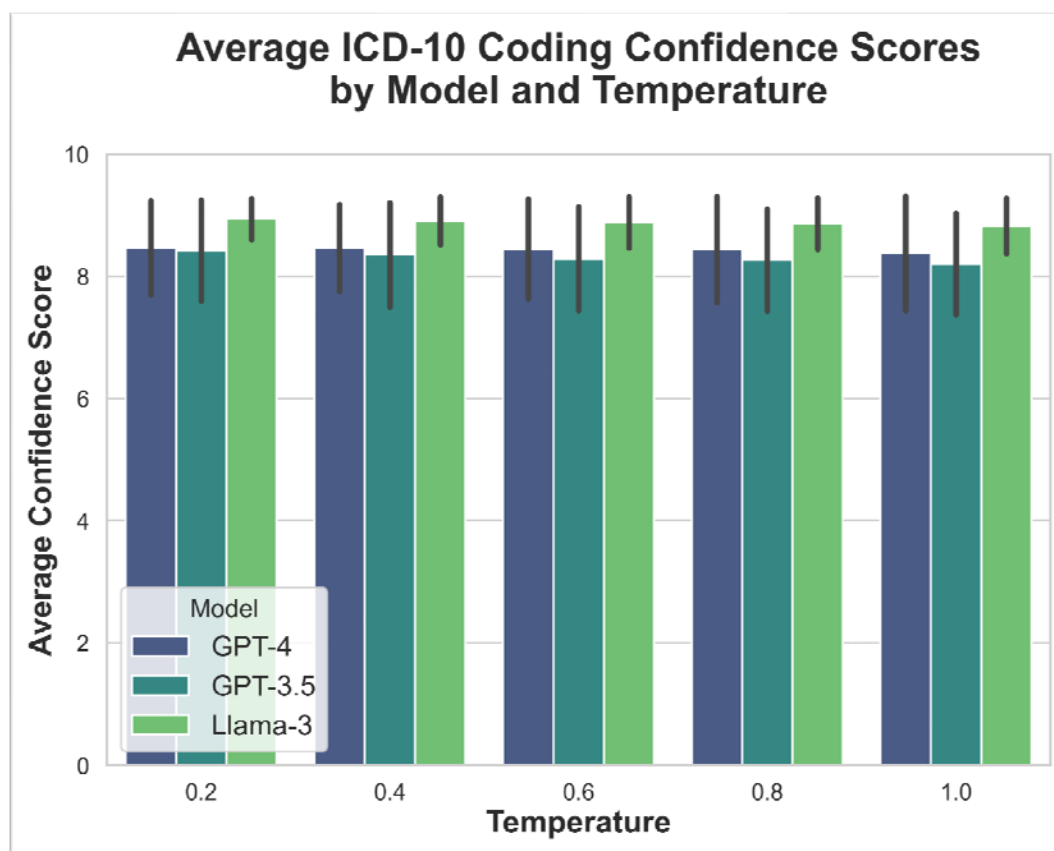
Table 7: ICD-10-CM coding abilities of the study's different LLMs across different temperatures.

Model	Temperature	Complete Coding Accuracy	Accuracy 2 first digits	Accuracy 3 first digits	Accuracy 4 first digits
GPT-3.5	0.2	0.16	0.37	0.29	0.19
	0.4	0.14	0.33	0.25	0.17
	0.6	0.15	0.36	0.28	0.19
	0.8	0.14	0.35	0.28	0.17
	1	0.14	0.36	0.27	0.18
	0.2	0.17	0.38	0.31	0.21
	0.4	0.16	0.37	0.30	0.20

GPT-4	0.6	0.17	0.39	0.32	0.22
	0.8	0.17	0.39	0.32	0.21
	1	0.16	0.39	0.32	0.21
Llama-3	0.2	0.12	0.34	0.24	0.16
	0.4	0.12	0.34	0.24	0.16
	0.6	0.12	0.34	0.24	0.16
	0.8	0.11	0.34	0.24	0.16
	1	0.11	0.34	0.23	0.15

Figure 5 illustrates the average confidence scores assigned by each model—GPT-3.5, GPT-4, and Llama-3—for their ICD-10 coding predictions across different temperature settings. Throughout the range of temperatures, each model exhibits relatively stable confidence levels. GPT-4 and GPT-3.5 maintain higher confidence scores compared to Llama-3 across all temperature settings. Notably, confidence scores do not significantly fluctuate with changes in temperature for any model.

Figure 5: Models' confidence scores for ICD-10 coding.



4. Discussion

Our findings reveal a remarkable consistency in the performance of LLMs like GPT-4 and Llama-3 across a variety of clinical tasks—classification, regression, and the intricate process of ICD coding—regardless of temperature settings. This stability not only underscores the robustness of LLMs in clinical reasoning but also challenges prevailing assumptions about their reliability, suggesting that performance remains solid even as models generate more "creative" outputs at higher temperatures.

This research extends the dialogue initiated by a previous study [9], which explored temperature effects in academic multiple-choice questions contexts, by demonstrating similar stability in the complex realm of real-world clinical data across different clinical tasks.

Another surprising finding of our analysis showed that Llama-3-70b, an open-access model, displayed slightly higher accuracy than GPT-4 in predicting mortality outcomes, highlighting its potential utility in specific clinical tasks. The clinical prediction capacity of LLMs in the ED have been investigated before in few studies [12][13][14][15]. In our previous publication, we have shown GPT-4 had 78% zero-shot accuracy for prediction of hospital admission [12], while Williams et al. have shown GPT-4 had accuracy 89% for classifying acuity level in the ED [13].

However, Llama-3-70b did not perform as well as GPT-4 and GPT-3.5 in the task of ICD coding. This divergence in performance underscores the variability in model effectiveness across different types of clinical data analysis, suggesting that while some models may excel in one area, they may not necessarily perform equally well across all tasks. The low accuracy of LLMs for complete ICD-10-CM coding tasks has been described before [17][18].

Our study underscores the need for developing specific benchmarks in healthcare to assess LLM performance. This entails a focused examination on how LLMs manage unstructured clinical data, which is critical for optimizing their use in healthcare environments. By addressing this gap, the research aims to enhance the precision of LLM applications in patient care settings.

This investigation has limitations. First, it was conducted as a multi-site retrospective study, concentrating on GPT and Llama-3 models and using emergency department (ED) notes as the singular data type. Second, despite covering a range of tasks, many clinical areas remain unexplored. Third, since we evaluated "out-of-the-box" performance, the study did not assess the impact of fine-tuning or Retrieval-Augmented Generation (RAG) on model performance. Also, we've limited are research to the usual temperature range of 0.2-1.0. Finally, the number of LLMs available for experimentation is very large. Our study was limited to 3 commonly used ones. These limitations delineate the scope for future studies, particularly in expanding the variety of tasks, and data types, and exploring customization techniques to refine LLM effectiveness.

In conclusion, Our study demonstrates that LLMs maintain consistent accuracy across different temperature settings for varied clinical tasks, challenging the assumption that lower temperatures are necessary for clinical reasoning.

5. References:

- [1] Nassiri K, Akhloufi MA. Recent Advances in Large Language Models for Healthcare. *BioMedInformatics*. 2024; 4(2):1097-1143. doi: [10.3390/biomedinformatics4020062] (<https://doi.org/10.3390/biomedinformatics4020062>).
- [2] Omiye JA, Gui H, Rezaei SJ, Zou J, Daneshjou R. Large Language Models in Medicine: The Potentials and Pitfalls: A Narrative Review. *Ann Intern Med*. 2024 Feb;177(2):210-220. doi: 10.7326/M23-2772. Epub 2024 Jan 30. PMID: 38285984.
- [3] Barash Y, Klang E, Konen E, et al. ChatGPT-4 Assistance in Optimizing Emergency Department Radiology Referrals and Imaging Selection. *J Am Coll Radiol*. 2023 Oct;20(10):998-1003. doi: 10.1016/j.jacr.2023.06.009. Epub 2023 Jul 7. PMID: 37423350.
- [4] Sorin V, Klang E, Sklair-Levy M, et al. Large language model (ChatGPT) as a support tool for breast tumor board. *NPJ Breast Cancer*. 2023 May 30;9(1):44. doi: 10.1038/s41523-023-00557-8. PMID: 37253791; PMCID: PMC10229606.
- [5] Nazi ZA, Peng W. Large language models in healthcare and medical domain: A review. Preprint posted online January 2023. arXiv 2401.06775.
- [6] Cascella M, Semeraro F, Montomoli J, Bellini V, et al. The Breakthrough of Large Language Models Release for Medical Applications: 1-Year Timeline and Perspectives. *J Med Syst*. 2024 Feb 17;48(1):22. doi: 10.1007/s10916-024-02045-3. PMID: 38366043; PMCID: PMC10873461.
- [7] How Temperature Setting Impacts Chatbot Responses. *Suva AI*. 2023. Available online: [Suva AI](https://docs.suva.ai/Content/Marketplace/SUVA/Temperature_Setting.htm).
- [8] Poulain R, Fayyaz H, Beheshti R. Bias patterns in the application of LLMs for clinical decision support: A comprehensive study. Preprint posted online 2024. arXiv 2404.15149.
- [8] Renze M, Guven E. The effect of sampling temperature on problem solving in large language models. Preprint posted online 2024. arXiv 2402.05201.

- [9] Karabacak M, Margetis K. Embracing Large Language Models for Medical Applications: Opportunities and Challenges. *Cureus*. 2023 May 21;15(5):e39305. doi: 10.7759/cureus.39305. PMID: 37378099; PMCID: PMC10292051.
- [10] Mehandru N, Miao BY, Almaraz ER, et al. Evaluating large language models as agents in the clinic. *NPJ Digit Med*. 2024 Apr 3;7(1):84. doi: 10.1038/s41746-024-01083-y. PMID: 38570554; PMCID: PMC10991271.
- [11] Singhal K, Azizi S, Tu T, Mahdavi SS, Wei J, et al. Large language models encode clinical knowledge. *Nature*. 2023 Aug;620(7972):172-180. doi: 10.1038/s41586-023-06291-2. Epub 2023 Jul 12. Erratum in: *Nature*. 2023 Aug;620(7973):E19. doi: 10.1038/s41586-023-06455-0. PMID: 37438534; PMCID: PMC10396962.
- [12] Glicksberg BS, Timsina P, Patel D, Sawant A, Vaid A, Raut G, Charney AW, Apakama D, Carr BG, Freeman R, Nadkarni GN, Klang E. Evaluating the accuracy of a state-of-the-art large language model for prediction of admissions from the emergency room. *J Am Med Inform Assoc*. 2024 May 21:ocae103. doi: 10.1093/jamia/ocae103. Epub ahead of print. PMID: 38771093.
- [13] Williams CYK, Zack T, Miao BY, et al. Use of a Large Language Model to Assess Clinical Acuity of Adults in the Emergency Department. *JAMA Network Open*. 2024-05-13. Available online: [JAMA Network Open] (<https://jamanetwork.com/journals/jamanetworkopen/fullarticle/2818387>)
- [14] Haim GB, Braun A, Eden H, et al. AI in the ED: Assessing the efficacy of GPT models vs. physicians in medical score calculation. *Am J Emerg Med*. 2024 May;79:161-166. doi: 10.1016/j.ajem.2024.02.016. Epub 2024 Feb 20. PMID: 38447503.
- [15] Levartovsky A, Ben-Horin S, Kopylov U, et al. Towards AI-Augmented Clinical Decision-Making: An Examination of ChatGPT's Utility in Acute Ulcerative Colitis Presentations. *Am J Gastroenterol*. 2023 Dec 1;118(12):2283-2289. doi: 10.14309/ajg.0000000000002483. Epub 2023 Aug 23. PMID: 37611254.
- [16] Soroush A, Glicksberg BS, Zimlichman E, et al. Large Language Models Are Poor Medical Coders — Benchmarking of Medical Code Querying. *NEJM AI*. 2024;1(5). doi:10.1056/AIdbp2300040.

[17] Simmons A, Takkavatakarn K, McDougal M, et al. Benchmarking Large Language Models for Extraction of International Classification of Diseases Codes from Clinical Documentation. medRxiv. 2024. doi: <https://doi.org/10.1101/2024.04.29.24306573>