

## Estimating the impact of the RTS,S/AS01 malaria vaccine in Benin: A mathematical modelling study

**Authors:** Sena Alohoutade<sup>1\*</sup>, Rachel Hounsell<sup>1,2</sup>, Sheetal Silal<sup>1,2</sup>

<sup>1</sup> Modelling and Simulation Hub, Africa, Department of Statistical Sciences, University of Cape Town, Cape Town, South Africa

<sup>2</sup> Centre for Global Health, Nuffield Department of Medicine, Oxford University, Oxford, United Kingdom

\* To whom correspondence should be addressed: [alhsen001@myuct.ac.za](mailto:alhsen001@myuct.ac.za)

### Abstract:

**Background:** Malaria constitutes a major public health burden in sub-Saharan Africa. It remains the primary health concern in health care institutions and the leading cause of death in children under five years of age. Since October 2021, the World Health Organization (WHO) has recommended the RTS,S/AS01 malaria vaccine in children in sub-Saharan Africa and other high burden areas where *Plasmodium falciparum* transmission is moderate to high. However, with the exception of Ghana, there is a scarcity of studies modelling the potential impact of the RTS,S/AS01 vaccine in the context of West Africa. This study addresses a gap in research by modelling the additional impact of malaria childhood vaccination on *Plasmodium falciparum* malaria transmission in Benin.

**Methods:** A compartmental mathematical model has been developed to estimate clinical and severe malaria cases averted in children under the age of five with the primary series (3 doses) of the RTS,S/AS01 malaria vaccine in Benin. Key features of the model include seasonality and the use of insecticide-treated bed nets. Over a period of 10 years, a number of scenarios of vaccine, coverage are simulated. These scenarios included vaccination introduction at different coverage levels to supplement the use of Insecticide-treated bed nets to assess the impact of the RTS,S/AS01 vaccine on malaria transmission in Benin.

**Results:** The model projected outcomes in terms of malaria burden alleviation by childhood vaccination in Benin. The combination of malaria childhood vaccination at a coverage equivalent to the national DTP3 and the current uptake of insecticide-treated bed nets is projected to lead to a 45% reduction in malaria cases and deaths among children under five years old in the country from 2025 to 2034. However, a decrease in the use of ITN is projected to lead to an increase in malaria burden, surpassing baseline levels despite vaccine introduction.

**NOTE:** This preprint reports new research that has not been certified by peer review and should not be used to guide clinical practice.

**Conclusion:** Child vaccination is expected to avert clinical and severe cases of malaria and is an additional tool to advance malaria control efforts in Benin.

**Keywords:** Mathematical models, RTS,S vaccine, ITN, SMC, Malaria modelling, Benin

## **Background**

Malaria constitutes a major public health burden in sub-Saharan Africa. In 2023, the World Health Organization (WHO) reported 249 million cases and 608 thousand deaths globally due to malaria. Africa accounted for 94% of these cases and 95% of the deaths, with children accounting for approximately 80% of malaria deaths in the region [1]. Two groups are particularly vulnerable to severe malaria infection: children under the age of five and expectant mothers [1]. Globally, malaria accounted for 87% and 76% of deaths among children under the age of five in 2000 and 2015 respectively. This number has since remained stable [2].

Benin is one of the fifteen countries with the highest burden of malaria; it accounted for 1.6% and 2% of malaria cases and deaths worldwide in 2020 and 2021 respectively [3]. Malaria is the leading cause of medical consultation and hospitalization in Benin. It accounts for 48% of medical consultations for children under five years old (CU5) and for 23.1% of deaths recorded in health facilities [4]. The disease exerts a significant economic strain on the country's development as Beninese households allocate approximately a quarter of their yearly income on treating and preventing malaria [5]. Despite extensive attempts to control and eliminate the disease, malaria continues to have a significant impact on the health and well-being of millions of people across Africa.

Malaria preventive interventions include insecticide residual spraying, the use of bed nets and prophylactic treatment of pregnant women, infants, and children [6]. However, these interventions are not exempt from challenges posed by insecticide-resistance vectors and drug-resistance parasites. Therefore, vaccination has emerged among the various strategies employed to tackle malaria, as a promising approach to complement existing preventive and treatment measures. RTS,S/AS01<sub>E</sub> (RTS,S), one of two candidate vaccines currently recommended by the WHO, took over 30 years for development and approval, and enter pilot implementation studies [7].

In a pivotal Phase III trial, four doses of RTS,S administered to children of five months of age or older resulted in a 39% reduction in clinical malaria and a 29% reduction in severe malaria, sustained over a four-year follow-up period [8]. Following this trial, the RTS,S malaria vaccine underwent evaluation in Ghana, Malawi, and Kenya as part of a widespread WHO pilot

program [9]. From October 2021, the WHO recommended the RTS, S malaria vaccine for use in children in sub-Saharan Africa and other high burden areas where *P. falciparum* transmission is moderate to high [10].

Benin has expressed a strong interest in accepting the Global Alliance for Vaccines and Immunisation (GAVI) assistance in implementing the RTS, S/AS01 as a further tool to advance its malaria control efforts. Benin, the fourth country to receive doses of RTS,S vaccine after Cameroon, Sierra Leone, and Burkina Faso, has received a total of 215,900 doses of malaria vaccine in order to introduce malaria vaccine into its vaccination programme by April 2024 [11]. However, it is important to model the impact and cost effectiveness of vaccination to inform its implementation in Benin and in countries that have shown interest in its introduction.

Mathematical models of malaria transmission can provide evidence to help inform a variety of decision-making processes such as identifying potentially beneficial combinations of interventions, establishing attainable coverage targets, anticipating the impact of new interventions, and evaluating the risk of malaria resurgence [12]. Since the recommendation of the RTS,S/AS01 malaria vaccine by the WHO, many modelling studies have evaluated the impact of this intervention in sub-Saharan Africa [7], [13], [14].

Firstly, a WHO working group used four mathematical models to assess the health impact and cost effectiveness of the vaccine in African setting [15], [16], [17], [18]. Following this, Penny et al.[19], compared the four malaria models and predicted a public health impact of the vaccine in a wide range of settings. However, LMIC countries' health-care systems, vaccine schedules, and cost assumptions differ greatly. Recognizing this, national policymakers are increasingly seeking evidence from within their own countries to inform their decisions [13]. There is a scarcity of studies modelling the potential impact of the RTS,S vaccine in the context of West Africa and only a few of the RTS,S vaccine modelling studies evaluated the vaccine's impact taking into account existing interventions, such as insecticide treated nets (ITNs) [20].

Among the studies that modelled malaria vaccine impact in sub-Saharan Africa, Hogan et al.[21] found that in high-endemic areas, adopting vaccine coverage similar to that of diphtheria, tetanus, and pertussis (DTP3), could prevent 4.3 million malaria cases and 22,000 deaths in CU5 each year. Still, prior to vaccination implementation, there is a role for country specific modelling studies to assess the additional impact of vaccination considering malaria burden and seasonal profile variation across countries [22].

In this study, a compartmental model is employed to project the reduction in clinical and severe malaria cases achieved by introducing the RTS,S malaria vaccine in relation to the distribution and use of ITNs in Benin. This will not only provide an assessment of the additive nature of the two interventions, but provide insight into the impact of redirecting resources from ITNs to vaccine campaigns.

### **Study setting and data**

Geographically, The Republic of Benin has a land area of 114,763 km<sup>2</sup> and is located in West Africa. In Benin, malaria incidence is 150 per 1,000 population at risk and death rate in CU5 is 96 per 1,000 [23]. Malaria transmission is variable across Benin with seasonal and geographic fluctuations closely correlated with rainfall patterns, climate, and topography. The geography and climate provide a favourable environment for malaria persistence [4].

Several interventions to prevent malaria have been implemented in the country. Those interventions include the use of ITN, indoor residual spraying (IRS), seasonal malaria chemoprevention (SMC) and intermittent preventive treatment of malaria during pregnancy (IPTp).

The two primary pillars of Benin's vector control strategy are ITN and IRS [24]. With funding from President's Malaria Initiative (PMI), Benin began SMC in two health districts in 2019. Following positive outcomes, such as a coverage of 97% of the target group of children and a decrease in morbidity, SMC was expanded to 15 out of the 34 eligible communes in six health zones ( HZs) in 2021–2023 [25].

### **Data description**

Population data were sourced from the United Nations World Population Prospects, facilitating projections of population size, growth, and estimated numbers of individuals for each year of life, relying on fertility and mortality data [26]. We used country-specific coverage rates for DTP3 vaccination from the WHO/UNICEF Estimates of National Immunization Coverage (WUENIC) as a proxy for RTS,S vaccine coverage [27]. Estimated annual clinical malaria cases and deaths for Benin were obtained from the World Malaria Report (WMR). We also used historical ITN coverage estimates for Benin from the WMR [5].

## Methodology

- *Description of the model*

The model is a deterministic age-structured dynamic compartmental model accounting for ITN use and seasonality to estimate the impact of the RTS,S malaria vaccine on malaria cases and deaths in Benin.

As the burden of malaria varies by age, the model considered the age structure of the population, determined by both the vaccination schedule and the age profile for the severity of the disease. According to a large phase III trial that included several endemic areas of Africa, the RTS,S vaccine efficacy against clinical malaria begins at 74% in children aged 5 to 17 months, a few weeks after the last immunization, and drops to 9% after 5 years [28].

In Ghana, the vaccine is administered to children in four doses, beginning at six months, followed by doses at 7, 9, and 18 months [29]. Following the 215,900 doses of malaria vaccine acquired in January 2024, Benin is planning to begin administering three dose malaria vaccine to children at 6, 7, 9, and a 4<sup>th</sup> dose as a booster for children under 24 months of age [11]. Considering potential constraints (e.g., financial constraints, loss to follow-up), here we assess the impact of only three doses. We assumed that children received the three doses at 6, 7, and 9 months.

The model categorises the human population into three age groups: children from birth to six months, those aged six months to five years, and individuals aged five years and older (Fig 1). Susceptible individuals are exposed to infectious bites at a rate depending on mosquito density and infectivity. Following exposure (E), there is a latent period after which the infected individuals may experience an asymptomatic (A) episode of malaria according to their immunity level or develop clinical symptoms (C). The chance of symptomatic disease decreases with continued exposure due to the development of naturally acquired immunity. Asymptomatic individuals do not display symptoms but can transmit parasites to mosquitoes. However, asymptomatic individuals recover naturally after a period of time.

A clinical episode, where individuals are symptomatic, can be uncomplicated (C) or progress to a severe malaria episode (F) which can result in death.

We consider a natural mortality rate from each human compartments. However, malaria-attributable deaths are explicitly incorporated and considered in the severe stage of modelled infection. We assume that children age between groups at a rate  $\zeta$ .

We also assumed that susceptible, asymptomatic or recovered individuals at the age of six months may be vaccinated. Vaccinated individuals in the model may be infected and develop an asymptomatic or symptomatic episode of malaria. Vaccinated individuals might lose immunity due to waning after four years. Figure 1 shows a diagram of the compartmental model showing the first two age groups. However the full details of the model, parameters table and differential equations are available in the supplementary file.

### ***Incorporating ITN to the model***

We included ITN coverage and use in the scenarios to capture ITN in the model.

Our model is based on the simple host-vector SEIR-SEI model with the extension to include several disease features.

The basic malaria model is defined as

$$dS_m' = \mu_m M - ac \frac{I}{P} S_m - \mu_m S_m \quad (1)$$

$$dE_m' = ac \frac{I}{P} S_m - (\gamma_m + \mu_m) \quad (2)$$

$$dI_m' = \gamma_m E_m - \mu_m I_m \quad (3)$$

$$dS = \mu_h P - a \frac{M}{P} b \frac{I_m}{M} S + \rho R - \mu_h S \quad (4)$$

$$dE = a \frac{M}{P} b \frac{I_m}{M} S - (\gamma_h + \mu_h) E \quad (5)$$

$$dI = \gamma_h E - (r + \mu_h) I \quad (6)$$

$$dR = rI - (\rho + \mu_h) R \quad (7)$$

Where  $M = S_m + E_m + I_m$  and  $P = S + E + I + R$ , the force of infection of the mosquito  $\lambda_m$  is defined as  $\lambda_m = ac \frac{I}{P}$  and the human force of infection is defined as  $\lambda_h = ab \frac{I_m}{P}$

The model is then simplified by assuming that the mosquito population is at equilibrium.

Assuming that  $m = \frac{M}{P}$

The human force of infection is

$$\lambda_h = \frac{a^2 b c m \frac{I}{P}}{(\mu_m + a c \frac{I}{P})} \left( \frac{\gamma_m}{\gamma_m + \mu_m} \right)$$

The force of infection  $\lambda_h$  has been modified in the model to account for ITN.

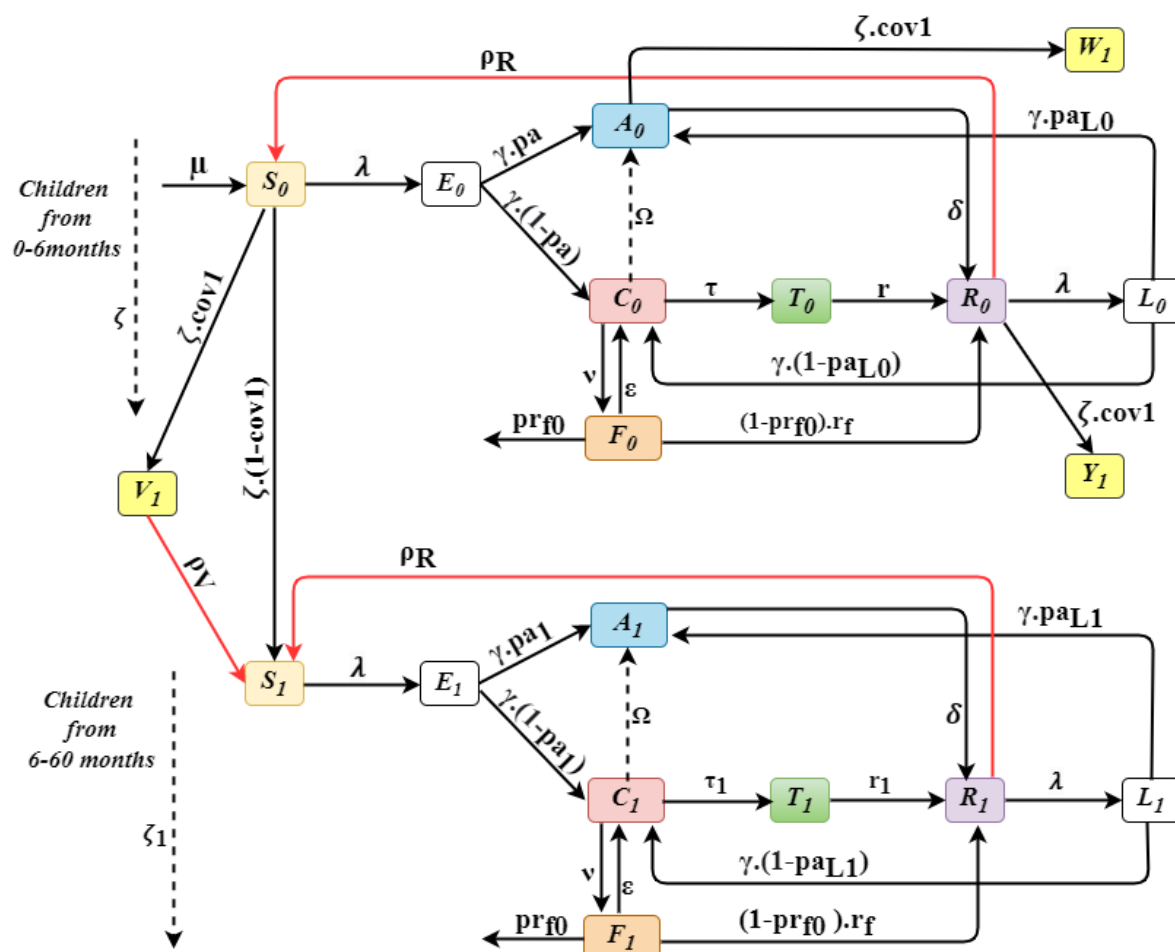
We consider that a proportion of people that sleep under nets are protected from mosquito bites at a certain level depending on the effectiveness of the nets. We refer to this as ITN effective coverage, which is comprised of the ITN coverage, use and effectiveness.

In this regard  $(1-ITN)$  is the proportion of people that are not protected by bed nets, the force of infection is then

$$\lambda_h = \frac{(1-itn) * a^2 b c m \frac{I}{P}}{(\mu_m + a c \frac{I}{P})} \left( \frac{\gamma_m}{\gamma_m + \mu_m} \right)$$

### ***Incorporating seasonality***

Seasonality was modelled by multiplying the force of infection of the model by a seasonality factor. The average monthly rainfall at a country level was standardized and fitted to trigonometric function, which was then used as forcing function to account for seasonality. The full detail on how we incorporate seasonality is available in the supplementary file.



**Fig 1:** Compartmental model showing the first two age groups



## Scenarios

A number of scenarios of vaccine coverage and use of ITNs are simulated over a period of 10 years to provide estimates of the malaria burden alleviated by these interventions in CU5.

The baseline represents the existing effective coverage of ITN, assuming that ITN coverage and use will remain at the average of 2020–22 levels [30]. It serves as a comparison for other scenarios.

The first scenario (vaccine introduction at DTP3 coverage) includes the introduction of vaccination at DTP3 coverage level (76%) with no impact on net use and distribution. In this scenario, all eligible children are included in the target population; however, the uptake of the vaccine is assessed based on the administration of the third dose of DTP3, using country-level 2022 DTP3 coverage data from the WHO/UNICEF Estimates of National Immunization Coverage (WUENIC) [31].

The second scenario (vaccine introduction at lower than DTP3 coverage) includes vaccine introduction assuming a lower level than DTP3 coverage is achieved (50%) with no impact on net use and distribution..

In the third scenario (SBCC to improve vaccine coverage and net use), we considered a social behavioural change communication campaign to improve vaccine coverage and net use. Such a campaign is modelled to result in vaccine coverage of 85% in the target population, access to ITN at 2020-2022 coverage levels, and the use of ITN at 70%.

The fourth scenario (vaccine introduction at DTP3 coverage and decrease in net usage), includes vaccine introduction at DTP3 coverage with negative impact on net usage. It assumes a vaccine coverage of 76% in children and a decrease to 40% in the use of ITN to simulate the potential impact of a negative impact on net usage due to vaccine introduction. This scenario considers the possibility that the perceived protection from the vaccine may lead to a reduction in the use of insecticide-treated nets (ITNs) among the population.

Table 1 presents an overview of the scenarios.

**Table 1. Scenarios and coverage levels for modelling**

Variables	Scenarios				
	Baseline	Scenario 1	Scenario 2	Scenario 3	Scenario 4
Vaccine coverage	-	76%	50%	85%	76%
Access to ITN	2020–22 coverage (72%)	2020–22 coverage (72%)	2020–22 coverage (72%)	2020–22 coverage (72%)	2020–22 coverage (72%)
ITN use	60%	60%	60%	70%	40%

### Sensitivity analysis

A sensitivity analysis was conducted to evaluate the validity of our results and determine how changes in key parameters influence the projected impact on malaria cases over the 10-year period. The parameters with the largest impact on malaria cases were ITN use, vaccine coverage and vaccine effectiveness (VE). The full detail on the sensitivity analysis conducted is available in the supplementary file.

### Results

Five scenarios, each simulated over ten years (2025-2034), are used to evaluate the impact of different vaccine coverage levels and ITN use on malaria cases and deaths in CU5 in Benin. Fig 2 illustrates the projected trajectories of reported *P.falciparum* malaria daily clinical cases in CU5 for each of the scenarios.

In the baseline scenario, the daily incidence of malaria remains relatively stable throughout the simulation period (2025-2034). In Scenario 1, which involves the introduction of the RTS,S malaria vaccine at DTP3 coverage levels, there is a substantial reduction in malaria incidence. Scenario 2, which involves the introduction of the vaccine at coverage levels lower than DTP3, projects a reduction in clinical cases, although to a lesser extent than observed in Scenario 1.

In Scenario 3, which entails the improvement of vaccine coverage and increased use of ITNs through SBCC, there is a substantial reduction in malaria incidence. This scenario projects fewer cases and deaths compared to the other scenarios.

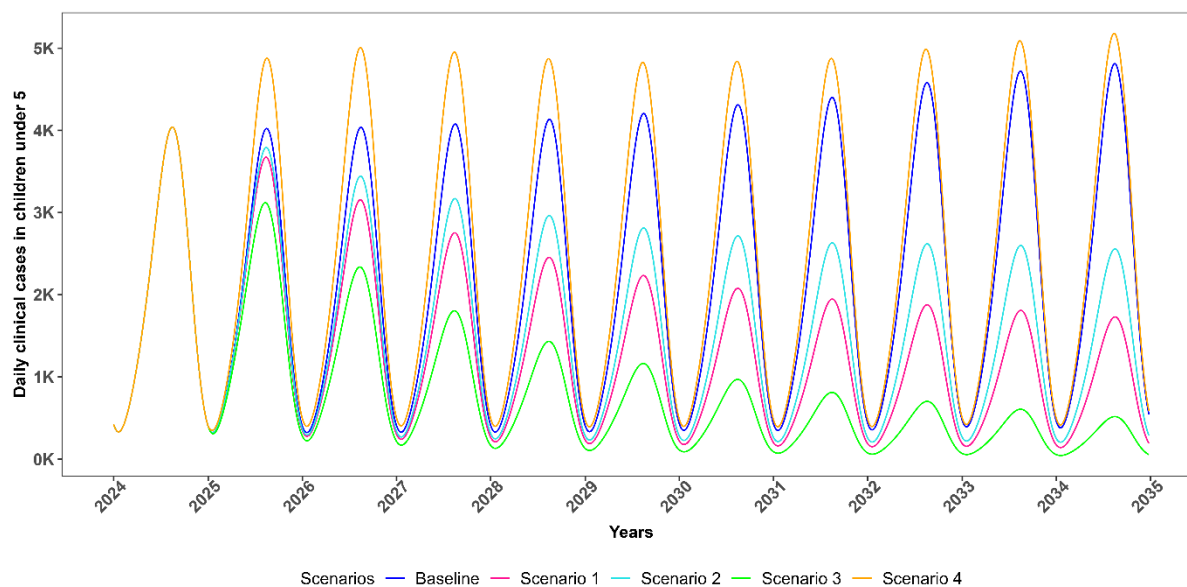


Fig 2: Projected trajectories of reported *P.falciparum* malaria daily clinical cases in CU5 (2025-2034)

Scenario 4, which involves vaccine introduction at DTP3 coverage levels combined with a decrease in net usage, projects an increase in malaria incidence, surpassing baseline levels. The trajectory of *P. falciparum* malaria clinical cases in CU5 for each scenario influences the corresponding trends in severe cases and malaria-related deaths in CU5. Figure 3 shows the projected trajectories of malaria related deaths in CU5 for each scenario.

In the whole population, Scenarios 1 and 2 projected a decrease in morbidity and mortality. However, Scenario 3 projected more cases and deaths averted, attributable to the increased use of insecticide-treated nets (ITNs). In contrast to Scenario 3, Scenario 4 projected an increase in both malaria cases and mortality compared to the baseline estimates. This increase was more pronounced in the overall population than in CU5, likely because ITNs serve as the main intervention for protection across the entire population, and Scenario 4 involved a reduction in their usage.

Figure 4 shows the projected trajectories of malaria daily clinical cases in the overall population for each scenario.

Figures 2 and 3 in the supplementary file respectively illustrate the projected trajectories of daily severe cases in children under five (CU5) and the projected trajectories of daily malaria-attributable deaths in the overall population.

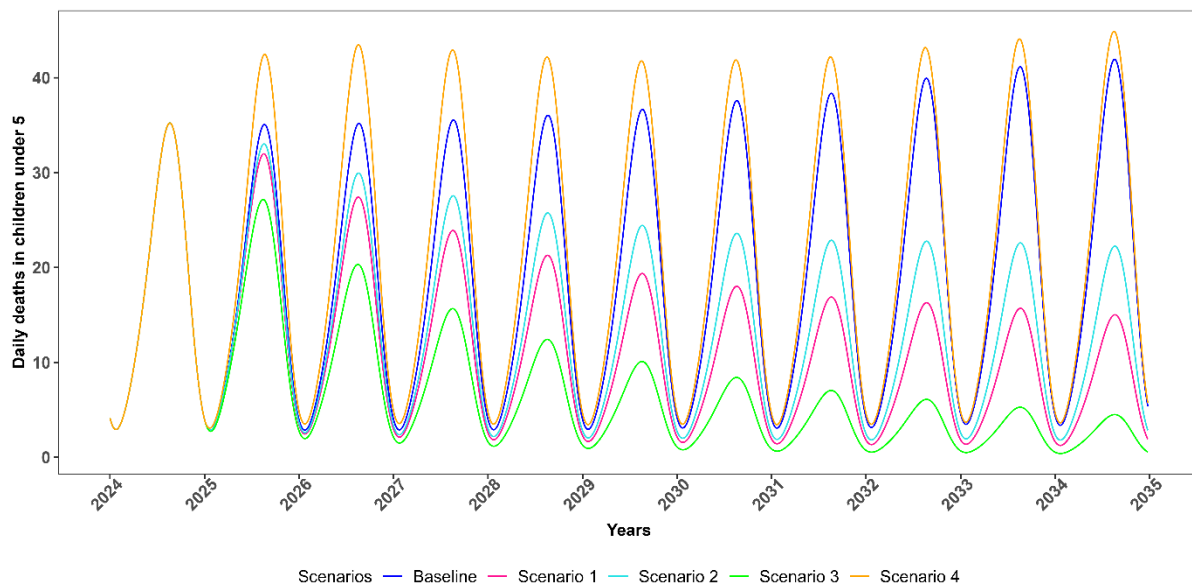


Fig 3: Projected trajectories of reported *P.falciparum* malaria daily deaths in CU5 (2025-2034)

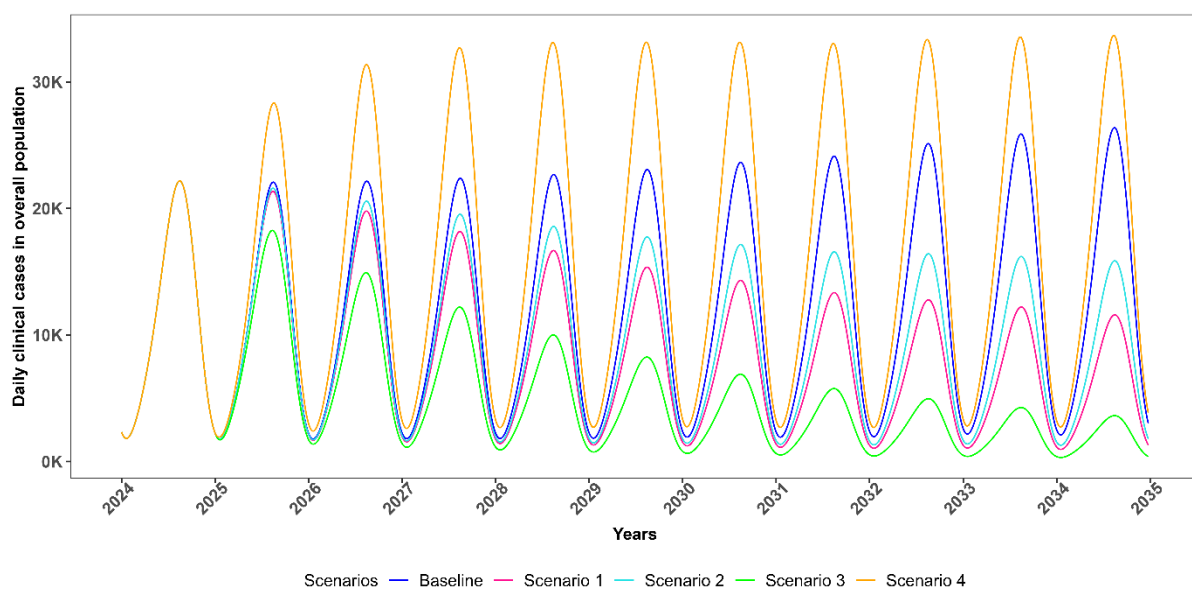


Fig 4: Projected trajectories of reported *P.falciparum* malaria daily cases in the overall population (2025-2034)

Under the baseline scenario without a vaccine, we projected 7 953 200 malaria cases in CU5, of which 1 725 700 were severe cases, resulting in 69 400 deaths (Table 2, Figures 5-6, S1 Fig 4). These results are cumulative over the 10-year period 2025-2034.

Under Scenario 1 we projected 4 388 900 malaria cases in children under five, of which 952 560 were severe cases, resulting in 38 140 deaths. This scenario is projected to avert 3 564 294 clinical cases, 773 179 severe cases and 31 260 deaths, corresponding to a reduction of ~45 % in all outcomes compared to baseline (Table 2, Figures 5-6, S1 Fig 4).

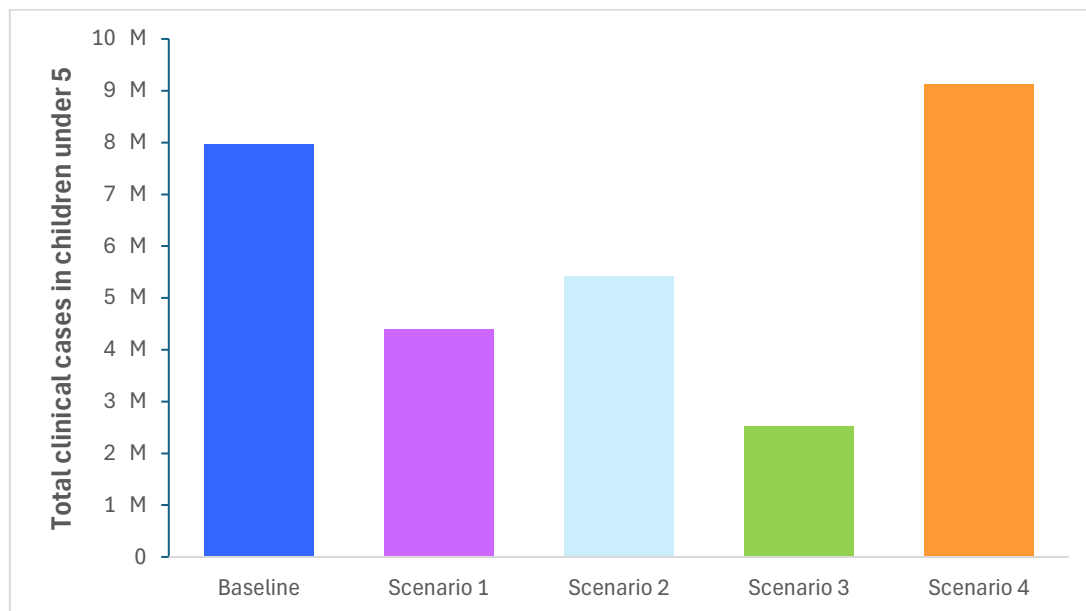


Fig 5: Total projected clinical cases in children under five (2025-2034)

Scenario 2 projected 2 548 100 clinical cases averted, 552 700 severe cases averted and 22 350 deaths averted, corresponding to a reduction of ~32% in all outcomes compared to baseline.

Scenario 3, in which there is an increase in vaccine and ITN use coverage, projected 5 427 854 clinical cases averted, 1 177 548 severe cases averted and 47 440 deaths averted, corresponding to a reduction of ~69% in all outcomes compared to baseline (Table 2, Figures 5-6, S1 Fig 4).

Moreover, for each of Scenarios 1 and 2, the reduction in malaria cases and malaria-related deaths in children under the age of five led to a slight decrease in morbidity and mortality across the entire population. Scenario 3 projected more cases and deaths averted across the entire population, attributable to the increased use of insecticide-treated nets (ITNs).

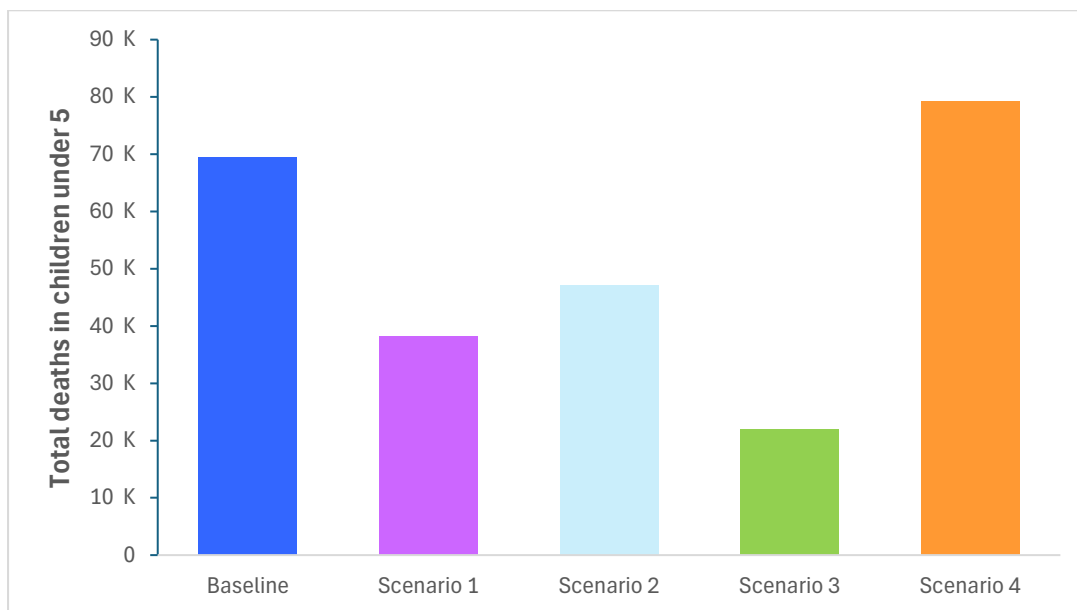


Fig 6: Total projected deaths in children under five (2025-2034)

Scenario 4 projected an increase in both malaria cases and mortality compared to the baseline estimates. This rise is attributed to a decrease in the use of insecticide-treated nets (ITNs) from 60% to 40%, despite vaccine coverage being maintained at the DTP3 levels, as in Scenario 1. This finding indicates that the introduction of the vaccine at DTP3 coverage levels, coupled with a reduction in ITN usage, will lead to an increase in malaria cases and mortality among children. Under this adverse scenario, we estimated an approximate 13% increase in all outcomes compared to the baseline. However, this scenario substantially impacts the entire population, resulting in an approximate 27% increase in malaria cases and a 20% rise in malaria-related deaths compared to baseline levels (Fig 7, S1 Fig 5). Table 2 presents an overview of the results in children under 5.

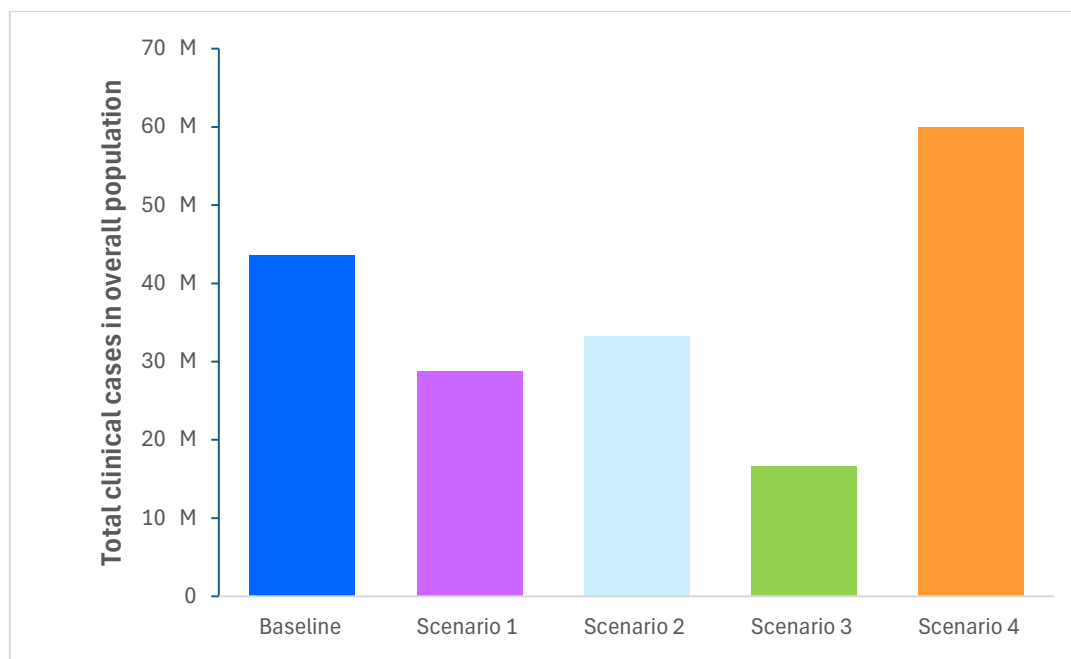


Fig 8: Total projected cases in the overall population (2025-2034)

**Table 2: Projected Changes in Percentage of Cases and Deaths in CU5 across the four scenarios compared to the baseline**

In children under 5 years	Percentage of cases		Percentage of deaths	
	By 2029	By 2034	By 2029	By 2034
<b>Scenario 1</b>	-30%	-45%	-30%	-45%
<b>Scenario 2</b>	-20%	-32%	-20%	-32%
<b>Scenario 3</b>	-51%	-68%	-51%	-68%
<b>Scenario 4</b>	+17%	+13%	+17%	+13%

Positive values show an increase compared to the baseline and negative values show a decrease compared to the baseline.

## Discussion

Based on a mathematical compartmental model of *P. falciparum* malaria, our study estimated the clinical cases and deaths averted in Benin, West Africa following the introduction of the RTS,S malaria vaccine over a 10-year period. Considering five scenarios for vaccine coverage and ITN use, this study predicts that a vaccine coverage of 85% in children, access to ITN at 2020-2022 coverage levels and the use of ITN at 70% will result to a considerable reduction in malaria cases and deaths in children under five years of age. However, the introduction of the RTS,S malaria vaccine at DTP3 coverage levels to supplement the actual use of nets also resulted in a substantial reduction in malaria incidence in children under five.

Our results are consistent with those reported in a modelling study that estimated the impact of the RTS,S malaria vaccine allocation strategies in sub-Saharan Africa conducted by Hogan et al.[21]. The study revealed that in high-endemic areas, adopting vaccine coverage similar to that of DTP3, could prevent 4.3 million malaria cases and 22,000 deaths in children under five each year. Moreover, our results align with the study conducted by Hamilton et al.[7], which indicated that the widespread implementation of a malaria vaccine has the potential to significantly decrease the health burden in Africa.

While the combination of vaccination and ITN is effective in reducing malaria cases, factors affecting their implementation must also be considered. The introduction of a malaria vaccine could negatively affect net usage because people might stop using bed nets which could lead to an increase in malaria burden despite vaccination [7]. If ITN use falls by 20% compared to existing levels, our simulations show an increase in the malaria incidence and related deaths surpassing baseline levels. Thus, if the coverage (or distribution) of ITNs stays at the same average level as it was between 2020 and 2022, it is important to ensure that these nets are used properly and consistently for malaria control. However the WMR indicated that the use of vector control tools such as ITN has been decreasing [32]. Scenario 4 was included in our simulation to project the impact of the decrease in nets usage on malaria transmission.

According to the WMR, nearly 60% of the population in malaria endemic countries in sub-Saharan Africa used a bed net in 2017 but since 2021, indicators for ITN access and use in sub-Saharan Africa have been declining [32]. Benin is not immune to this situation.



According to the previous three Benin DHS reports, there has been an increase in household population net accessibility (15% in 2006, 64% in 2011–2012, and 77% in 2017–2018). Similarly, the use of ITNs by household populations increased significantly, going up by 56% from 14.7% in 2006 to 71.1% in 2018 [33]. However, the malaria indicators survey conducted in Benin in 2022 revealed that approximately 61% of the population use nets [30].

From this perspective, implementing high-quality strategic SBCC can enhance malaria prevention through campaigns aimed at raising awareness about the use of ITNs, the importance of seeking effective treatment, and other control measures [34]. Benin benefits from PMI's SBC support to the NMCP's Malaria National Strategy for Malaria Social and Behavioural Change Communication 2021–2025 [4]. The primary behavioural objectives are to ensure that 90% of the population sleeps under insecticide-treated nets every night and to promote early care-seeking and a 95% uptake of IPTp [4]. Scenario 3 was included in our simulation to emphasize the strategic importance of SBCC and to demonstrate their potential benefits for malaria prevention and control. Scenario 3, in which there is an increase in vaccine and a 10% increase of the actual ITN use coverage, resulted to a reduction of ~69% in all outcomes compared to baseline.

In addition to ITNs, the use of a malaria vaccine combined with other control strategies, such as SMC, could potentially reduce the malaria burden beyond our current projections. Unlike the decline in the use of nets, the use of SMC for children in endemic countries has steadily increased since its implementation in 2012 across 13 Sahel countries [32].

Recently, some studies evaluated the combination of malaria vaccination with chemoprevention and suggested this combination as a viable new malaria treatment method. Chandramohan et al. [35], revealed that the combination of the two resulted in a significant decrease of the incidence of malaria cases and deaths than either prevention alone. Moreover, the addition of seasonally targeted RTS,S to SMC would result in a greater reduction in clinical incidence compared to using SMC alone [36]. Therefore, it is important to assess the impact and cost-effectiveness of the seasonal use of the RTS,S malaria vaccine, alone or in combination with SMC, considering variations in seasonality in the Benin context to inform policies and to optimize resource allocation for malaria burden alleviation in children.

The findings provide valuable insights for policymakers and contribute to the growing body of evidence on the impact of RTS,S on malaria transmission in Benin, especially considering the scarcity of malaria vaccine modelling studies in Benin.

Although our study used the most recent publicly available country-specific data, it is not without limitations. First, we considered the primary series (3 doses) of the RTS,S/AS01 malaria vaccine. A fourth dose or any subsequent doses up to five doses delivered annually, could potentially reduce the disease burden even further than our projections. Secondly, we considered the same coverage for ITN use among both children and adults, but children are likely to use nets more than adults. This approach was based on the malaria indicator survey, which indicated approximately 60% ITN usage in 2022, while the SBCC strategy aims to achieve 90% of the population sleeping under nets. Future research should consider this discrepancy to provide a more accurate assessment of the impact of vaccination and ITN usage in children.

## **Conclusion**

This study employed a compartmental model to estimate the reduction in malaria cases achieved by combining the RTS,S/AS01 vaccine with ITNs in Benin. Combined with ITN use, adopting a vaccine coverage similar to the DTP3 coverage is projected to result in the reduction of approximately 45% of cases and malaria attributable deaths in children under five. However, the vaccine must be combined with the proper and consistent use of nets to achieve substantial malaria burden alleviation. A decrease in the use of ITN could lead to an increase in malaria burden, surpassing baseline levels despite vaccine introduction.

## **Conflicts of Interest**

The authors declare no conflict of interest

## **Funding statement**

This work was supported, in whole or in part, by the Bill & Melinda Gates Foundation [Grant number INV047-048]. Under the grant conditions of the Foundation, a Creative Commons Attribution Generic License has already been assigned to the Author Accepted Manuscript version that might arise from this submission.

## **Author Contributions**

Conceptualization, SA, SS, RH; Methodology, SA, SS, RH; Software, SA.; Formal analysis, SA.; Investigation, SA.; Resources, SS.; Writing—original draft, SA.; Writing—review & editing, S.S.,R.H.; Visualization, SA.; Supervision, S.S, RH.; Funding acquisition, S.S. All authors have read and agreed to the published version of the manuscript

## References

- [1] “World Malaria Report.” Accessed: May 01, 2024. [Online]. Available: <https://www.who.int/teams/global-malaria-programme/reports/world-malaria-report-2023>
- [2] “world-malaria-report-2022.pdf.” Accessed: May 01, 2024. [Online]. Available: [https://cdn.who.int/media/docs/default-source/malaria/world-malaria-reports/world-malaria-report-2022.pdf?sfvrsn=40bfc53a\\_4](https://cdn.who.int/media/docs/default-source/malaria/world-malaria-reports/world-malaria-report-2022.pdf?sfvrsn=40bfc53a_4)
- [3] “World Malaria Report.” Accessed: Jun. 17, 2023. [Online]. Available: <https://www.who.int/teams/global-malaria-programme/reports/world-malaria-report-2021?msclkid=a9b56857bf0f11ecb6945189af5bbb3d>
- [4] Benin Malaria Operational Plan, “U.S. PRESIDENT’S MALARIA INITIATIVE Benin Malaria Operational Plan FY 2023,” 2023.
- [5] “World Bank Open Data,” World Bank Open Data. Accessed: Apr. 23, 2024. [Online]. Available: <https://data.worldbank.org>
- [6] World Health Organization, “WHO policy recommendation: seasonal malaria chemoprevention (SMC) for plasmodium falciparum malaria control in highly seasonal transmission areas of the Sahel sub-region in Africa,” World Health Organization, WHO/HTM/GMP/2012.02, 2012. Accessed: Jul. 08, 2023. [Online]. Available: <https://apps.who.int/iris/handle/10665/337978>
- [7] A. Hamilton *et al.*, “Modeling of malaria vaccine effectiveness on disease burden and drug resistance in 42 African countries,” *Commun. Med.*, vol. 3, p. 144, Oct. 2023, doi: 10.1038/s43856-023-00373-y.
- [8] Y. Guerra Mendoza *et al.*, “Safety profile of the RTS,S/AS01 malaria vaccine in infants and children: additional data from a phase III randomized controlled trial in sub-Saharan

- Africa,” *Hum. Vaccines Immunother.*, vol. 15, no. 10, pp. 2386–2398, 2019, doi: 10.1080/21645515.2019.1586040.
- [9] SAGE, “Full Evidence Report on the RTS,S/AS01 Malaria Vaccine,” 2021.
- [10] WHO, “Malaria vaccine: WHO position paper – March 2022.” Accessed: Apr. 22, 2024. [Online]. Available: <https://www.who.int/publications-detail-redirect/who-wer9709-61-80>
- [11] WHO, “Vaccin contre le paludisme : Le Bénin réceptionne 215.900 doses pour réduire la mortalité infantile,” OMS | Bureau régional pour l’Afrique. Accessed: Apr. 22, 2024. [Online]. Available: <https://www.afro.who.int/fr/countries/benin/news/vaccin-contre-le-paludisme-le-benin-receptionne-215900-doses-pour-reduire-la-mortalite-infantile>
- [12] N. Chitnis, A. Schpira, D. Smith, S. I. Hay, T. Smith, and R. Steketee, *Mathematical modelling to support malaria control and elimination*. World Health Organization, 2010. Accessed: Apr. 05, 2024. [Online]. Available: <https://iris.who.int/handle/10665/87051>
- [13] L. Ndeketa, D. Mategula, D. J. Terlouw, N. Bar-Zeev, C. J. Sauboin, and S. Biernaux, “Cost-effectiveness and public health impact of RTS,S/AS01 E malaria vaccine in Malawi, using a Markov static model,” *Wellcome Open Res.*, vol. 5, p. 260, 2020, doi: 10.12688/wellcomeopenres.16224.2.
- [14] P. Winskill, P. G. Walker, J. T. Griffin, and A. C. Ghani, “Modelling the cost-effectiveness of introducing the RTS,S malaria vaccine relative to scaling up other malaria interventions in sub-Saharan Africa,” *BMJ Glob. Health*, vol. 2, no. 1, p. e000090, 2017, doi: 10.1136/bmjgh-2016-000090.
- [15] K. A. McCarthy, E. A. Wenger, G. H. Huynh, and P. A. Eckhoff, “Calibration of an intrahost malaria model and parameter ensemble evaluation of a pre-erythrocytic vaccine,” *Malar. J.*, vol. 14, p. 6, Jan. 2015, doi: 10.1186/1475-2875-14-6.

- [16] C. Sauboin, “Cost-effectiveness of RTS,S malaria vaccine candidate in children estimated using a Markov cohort model and Phase 3 trial results,” presented at the Third International Conference of the African Health Economics and Policy Association, Afhea, Mar. 2014. Accessed: Jul. 19, 2024. [Online]. Available: <https://afhea.confex.com/afhea/intl14/webprogram/Paper1266.html>
- [17] J. T. Griffin, N. M. Ferguson, and A. C. Ghani, “Estimates of the changing age-burden of Plasmodium falciparum malaria disease in sub-Saharan Africa,” *Nat. Commun.*, vol. 5, p. 3136, 2014, doi: 10.1038/ncomms4136.
- [18] T. Smith *et al.*, “Ensemble Modeling of the Likely Public Health Impact of a Pre-Erythrocytic Malaria Vaccine,” *PLoS Med.*, vol. 9, no. 1, p. e1001157, Jan. 2012, doi: 10.1371/journal.pmed.1001157.
- [19] M. A. Penny *et al.*, “Public health impact and cost-effectiveness of the RTS,S/AS01 malaria vaccine: a systematic comparison of predictions from four mathematical models,” *The Lancet*, vol. 387, no. 10016, pp. 367–375, Jan. 2016, doi: 10.1016/S0140-6736(15)00725-4.
- [20] C. Sauboin, I. Van Vlaenderen, L.-A. Van Bellinghen, and B. Standaert, “Reducing Malaria Mortality at the Lowest Budget: An Optimization Tool for Selecting Malaria Preventative Interventions Applied to Ghana,” *MDM Policy Pract.*, vol. 4, no. 2, p. 2381468319861346, 2019, doi: 10.1177/2381468319861346.
- [21] A. B. Hogan, P. Winskill, and A. C. Ghani, “Estimated impact of RTS,S/AS01 malaria vaccine allocation strategies in sub-Saharan Africa: A modelling study,” *PLoS Med.*, vol. 17, no. 11, p. e1003377, Nov. 2020, doi: 10.1371/journal.pmed.1003377.
- [22] K. Galactionova, T. A. Smith, and M. A. Penny, “Insights from modelling malaria vaccines for policy decisions: the focus on RTS,S,” *Malar. J.*, vol. 20, no. 1, p. 439, Nov. 2021, doi: 10.1186/s12936-021-03973-y.

- [23] “DHS Benin.” Accessed: Jul. 08, 2023. [Online]. Available:  
<https://dhsprogram.com/methodology/survey/survey-display-491.cfm>
- [24] R. Kelani, M. Aitchedji, A. Yadouleton, H. Allagbé, G. Issaou, and S. Degla, “Use of the Long-Lasting Insecticide-treat Nets (LLINs) against malaria in Benin: impact of washing practices in the community on their effectiveness,” *Int. J. Innov. Appl. Stud.*, vol. 7, no. 4, Art. no. 4, Aug. 2014.
- [25] C. Affoukou *et al.*, “Impact de l’Introduction de l’Identifiant Unique sur les Indicateurs de Couverture Globale en Chimio-prévention du Paludisme Saisonnier au Bénin,” *Health Sci. Dis.*, vol. 25, no. 4, Art. no. 4, Apr. 2024, doi: 10.5281/hsd.v25i4.5549.
- [26] World Population Prospects, “World Population Prospects - Population Division - United Nations.” Accessed: Feb. 25, 2024. [Online]. Available:  
<https://population.un.org/wpp/DataSources/204>
- [27] Global Health Observatory, “Diphtheria tetanus toxoid and pertussis (DTP3) immunization coverage among 1-year-olds (%).” Accessed: Apr. 22, 2024. [Online]. Available: [https://www.who.int/data/gho/data/indicators/indicator-details/GHO/diphtheria-tetanus-toxoid-and-pertussis-\(dtp3\)-immunization-coverage-among-1-year-olds-\(-\)](https://www.who.int/data/gho/data/indicators/indicator-details/GHO/diphtheria-tetanus-toxoid-and-pertussis-(dtp3)-immunization-coverage-among-1-year-olds-(-))
- [28] RTS,S Clinical Trials Partnership, “Efficacy and safety of RTS,S/AS01 malaria vaccine with or without a booster dose in infants and children in Africa: final results of a phase 3, individually randomised, controlled trial,” *Lancet Lond. Engl.*, vol. 386, no. 9988, pp. 31–45, 2015, doi: 10.1016/S0140-6736(15)60721-8.
- [29] K. P. Asante *et al.*, “Feasibility, safety, and impact of the RTS,S/AS01E malaria vaccine when implemented through national immunisation programmes: evaluation of cluster-randomised introduction of the vaccine in Ghana, Kenya, and Malawi,” *The Lancet*, Apr. 2024, doi: 10.1016/S0140-6736(24)00004-7.

- [30] C. Affoukou *et al.*, “Determinants of the Non-Use of Insecticide-Treated Mosquito Nets in Benin,” *Health Res. Afr.*, vol. 2, no. 5, Art. no. 5, Apr. 2024, doi: 10.5281/hra.v2i5.5571.
- [31] “F8E084C,” datadot. Accessed: Jul. 19, 2024. [Online]. Available: <https://data.who.int/indicators/i/48D7D19/F8E084C>
- [32] “World malaria report 2021.” Accessed: Jul. 06, 2024. [Online]. Available: <https://www.who.int/publications/i/item/9789240040496>
- [33] E. Houessou and T. F. Tokponnon, “Improving the Use of Insecticide-Treated Nets among Children under Five Years Old in Benin, West Africa,” *Adv. Infect. Dis.*, vol. 13, no. 2, Art. no. 2, Apr. 2023, doi: 10.4236/aid.2023.132015.
- [34] A. Monroe *et al.*, “Improving malaria control by understanding human behaviour,” *Bull. World Health Organ.*, vol. 99, no. 11, pp. 837–839, Nov. 2021, doi: 10.2471/BLT.20.285369.
- [35] D. Chandramohan *et al.*, “Seasonal Malaria Vaccination with or without Seasonal Malaria Chemoprevention,” *N. Engl. J. Med.*, vol. 385, no. 11, pp. 1005–1017, Sep. 2021, doi: 10.1056/NEJMoa2026330.
- [36] H. A. Thompson *et al.*, “Seasonal use case for the RTS,S/AS01 malaria vaccine: a mathematical modelling study,” *Lancet Glob. Health*, vol. 10, no. 12, pp. e1782–e1792, Dec. 2022, doi: 10.1016/S2214-109X(22)00416-8.