

Apathy, Intentions, and Affective Attitudes in Physical Activity Behavior

Ata Farajzadeh¹, Nathalie Dionne¹, Nickolas Benoit¹, Olivier Bezeau¹, Tristan Bourgie¹, Benjamin Gerro¹, Jacob Ouimet¹, Matthieu P. Boisgontier^{1,2,*}

¹School of Rehabilitation Sciences, Faculty of Health Sciences, University of Ottawa, Canada; ²Perley Health Centre of Excellence in Frailty-Informed Care, Ottawa, Canada; *Corresponding author: matthieu.boisgontier@uOttawa.ca

ABSTRACT

Background. Greater behavioral apathy has been shown to be associated with lower engagement in physical activity. However, the mechanisms underlying this association remain overlooked and poorly understood. Intention, explicit attitudes, and implicit attitudes toward physical activity may play a central role in the relationship, given their strong links to motivation and physical activity.

Methods. An online study was conducted in 365 participants aged 54±18 years. All measures were assessed using questionnaires, except automatic attitudes toward physical activity, which were derived from reaction times in an approach-avoidance task. Component analyses based on multiple linear regressions were conducted to examine the mediation effect of intention and attitudes.

Results. Results showed that weaker intention to be physically active mediated the association between higher behavioral apathy and lower habitual levels of moderate-to-vigorous physical activity. In addition, explicit attitudes mediated the effect of behavioral apathy on intentions to be physically active. Although higher apathy was associated with a greater tendency to avoid physical activity stimuli and to approach sedentary stimuli, we found no evidence suggesting that this tendency mediated the effect of apathy on intentions or habitual physical activity.

Conclusion. This study provides new insights into the role of intention and affective attitudes toward physical activity in the relationship between behavioral apathy and physical activity.

Keywords

Exercise, Health, Motivation, Neuroscience, Psychology

1. INTRODUCTION

Behavioral apathy is defined as a state of primary motivational impairment characterized by difficulty in elaborating the action plan required for behavior (Marin, 1990; Marin, 1991; Levy & Dubois, 2006). Apathy is observed in a wide range of disorders, including dementia (Leung et al., 2021), Parkinson's disease (den Brok et al., 2015), and stroke (Zhang et al., 2023), and has been associated with frailty (Mega et al., 1996), functional decline (Ayers et al., 2017), poorer quality of life (Groeneweg-Koolhoven et al., 2014), higher mortality (Vilalta-Franch et al., 2013), and increased healthcare costs (Kruse et al., 2023). Additionally, higher levels of apathy have been associated with lower levels of physical activity (Farajzadeh et al., 2024), which poses a risk of further compromising the health of individuals with apathy. Insufficient physical activity is known to be associated with cognitive decline (Cheval et al., 2023), cardiovascular disease (Wahid et al., 2016), cancer (Moore et al., 2016), hypertension (Liu et al., 2017), diabetes (Cheval et al., 2021), obesity (Bleich et al., 2018), depression (Boisgontier et al., 2020), and functional dependence (van Allen et al., 2024a; van Allen et al., 2024b). Therefore, by informing rehabilitation interventions, understanding the mechanisms underlying the association between behavioral apathy and physical inactivity may improve the condition of individuals with apathy. However, these mechanisms remain largely overlooked and poorly understood. Considering their close link to both motivation and physical activity, intention, explicit attitudes, and implicit attitudes toward physical activity may play a pivotal role in the relationship between apathy and physical activity.

Intention is thought to capture the motivational factors that influence a behavior and reflects the effort that individuals are willing to invest in order for the behavior to occur (Ajzen, 1987). This motivational construct is considered the most immediate antecedent of physical activity behavior (Ajzen, 1987; Biddle et al., 2007). This proximity is illustrated by a meta-analysis showing that less than 5% of individuals engage in physical activity without intending to be physically active (Feil et al., 2023). However, while intention is necessary to engage in physical activity, it is not sufficient to guarantee this engagement (Rhodes & de Bruijn, 2013). This insufficiency is illustrated by meta-analyses showing that almost half of the individuals who intend to be physically active are unable to fulfill this intention (Rhodes & de Bruijn, 2013; Feil et al., 2023).

In recent years, dual-process models have been developed to address the limitations of social cognitive models in explaining physical activity behavior (Rhodes et al., 2019). These new idiosyncratic models assert that physical activity behavior is governed not only by controlled processes (e.g., intentions, explicit attitudes), but also by automatic processes (e.g., automatic attitudes) (Conroy & Berry, 2017; Brand & Ekkekakis, 2018; Cheval & Boisgontier, 2021; Cheval & Boisgontier, 2024). Controlled processes are slow and deliberative, rely on higher brain functions, involve conscious awareness, and are typically assessed through questionnaires. In contrast, automatic processes are faster and initiated unintentionally, rely on learned associations, do not require conscious awareness, and are most often assessed using reaction times to visual stimuli (e.g., images depicting physical activity vs. sedentary behavior).

Attitude is a psychological tendency to evaluate a stimulus with some degree of favor or unfavor (Eagly & Chaiken, 1993, p. 1). This tendency is considered an indirect antecedent of physical activity (Brand & Ekkekakis, 2018; Cheval & Boisgontier, 2021; Hagger & Chatzisarantis, 2014), influencing this behavior primarily through its effect on intention (Ajzen, 2011). Attitude can manifest as controlled (i.e., explicit attitudes) and automatic processes (i.e., automatic attitudes). Explicit attitudes are attitudes that people can report and for which activation can be consciously controlled (Rydell & McConnell, 2006). Automatic attitudes are introspectively unidentified traces of past experience that mediate favorable or unfavorable evaluation of a social object (Greenwald

& Banaji, 1995). In other words, an automatic attitude is thought to result from the positive or negative value that our brain automatically assigns to some concept (e.g., person, place, or behavior), without that value being accurately accessible to cognition. This implicit value of a stimulus results in an automatic positive or negative inclination toward this stimulus, which influences behavior.

The aim of this study is to examine the relationships among apathy, the intention to be physically active, and affective attitudes toward physical activity. According to a recent meta-analysis (Farajzadeh et al., 2024), we expected behavioral apathy to influence habitual levels of physical activity. Our primary hypothesis was that this relationship would be mediated by the intention to be physically active. Our secondary hypothesis was that the relationship between apathy and the intention to be physically active would be mediated by explicit and automatic attitudes toward physical activity.

2. METHODS

2.1. Population

Participants were recruited through social media, posters at the Faculty of Health Sciences, University of Ottawa, and emails to non-profit associations. Inclusion criteria were age 20–90 years and access to a personal computer, a laptop, or a tablet with internet. Informed consent was collected in accordance with the Declaration of Helsinki. The study was approved by University of Ottawa’s Research Ethics Boards (H-05-21-6791). All participants provided informed consent. Data were collected between July 2022 and December 2023. Participants were not compensated for their participation.

2.2. Power Analysis

An a priori power analysis was conducted in G*power (Faul et al., 2009) to estimate the minimum sample required for $\alpha = 0.05$, power $(1-\beta) = 90\%$, and a medium effect size $f^2 = 0.2$ (Cohen, 1988). The analysis based on an F test in a multiple linear regression (R^2 increase) that included the two tested predictors (apathy and affective attitudes) and 7 control variables estimated that a minimum sample size of $n = 67$ was required.

2.3. Experimental Protocol

2.3.1. Procedures

Participants performed approach-avoidance tasks online using Inquisit 6 software (Millisecond Software, 2015), and responded to questions related to apathy, habitual level of moderate-to-vigorous physical activity, age, sex (male, female), gender (man, woman, non-binary, transgender man, transgender woman, other), weight, height, depressive symptoms, and health condition. One attention check question was included in the questionnaires: “Please answer “5” to this question that allows us to verify that you actually read the questions.”

2.3.2. Self-Reported Variables

Behavioral Apathy

Behavioral apathy was assessed using the action initiation subscale of the Lille Apathy Rating Scale (LARS) (Sockeel et al., 2006; Bonnelle et al., 2015). This subscale focuses on everyday productivity and initiative, and has been used as an index of behavioral apathy (Bonnelle et al., 2016). This subscale includes 11 questions with responses ranging from 1 (completely untrue) to 7 (completely true), resulting in a total score ranging from 11 to 77. We used the total score in our

analyses, with higher scores indicating a higher level of behavioral apathy.

Habitual Level of Moderate-to-Vigorous Physical Activity

The habitual level of physical activity was derived from the short form of the International Physical Activity Questionnaire (IPAQ-SF), a self-administered questionnaire that identifies the frequency and duration of moderate and vigorous physical activity during the past 7 days to estimate habitual level of physical activity and sedentary behavior (Craig et al., 2003). The habitual level of moderate-to-vigorous physical activity (MVPA) in minutes per week was used in the analyses.

Explicit Attitudes

Explicit attitudes toward physical activity were calculated as the mean of two items based on two bipolar semantic differential adjectives on a 7-point scale (unpleasant-pleasant; unenjoyable-enjoyable). The statement begins with “For me, to participate in regular physical activity is ...” (Hoyt et al., 2009; Farajzadeh et al., 2023). The variable used in the analyses is the sum of these two scores.

Intention to Be Physically Active

The intention to be physically active was derived from the response to the question "How much do you agree with the following statement: Over the next 7 days, I intend to do at least 150 minutes of moderate-intensity physical activity; or at least 75 minutes of vigorous intensity physical activity; or an equivalent combination of moderate- and vigorous-intensity physical activity" on a 7-point scale ranging from “strongly disagree” (1) to “strongly agree” (7) (Rhodes & Rebar, 2017).

Depressive Symptoms

As it has been shown to be associated with apathy (Starkstein et al., 2001), depression needed to be controlled for in our analyses. Depressive symptoms were assessed using Depression subscale of the Depression Anxiety Stress Scale (Lovibond & Lovibond, 1995). Participants are asked to read 14 statements and indicate how much the statement applied to them over the past week using a 4-point Likert scale ranging from 0 (did not apply to me at all) to 3 (applied to me very much of the time), resulting in a total score ranging from 0 to 48. We used the total score as a control variable in our analyses, with higher scores indicating greater depressive symptoms.

Chronic Conditions

Since it has been shown to be related with physical activity (Vancampfort et al., 2017), our analyses included the number of chronic conditions, which was derived from a question based on item PH006 of the Survey of Health, Ageing and Retirement in Europe (Börsch-Supan, 2022). “Has a doctor ever told you that you had any of the following conditions?”. The possible answers were "A stroke or cerebral vascular disease", "High blood pressure or hypertension", "High blood cholesterol", "Diabetes or high blood sugar", “arthritis, including osteoarthritis, or rheumatism”, “rheumatoid arthritis”, "chronic lung disease such as chronic bronchitis or emphysema", "asthma", "osteoporosis", "Cancer or malignant tumour, including leukaemia or lymphoma, but excluding minor skin cancers", "stomach or duodenal ulcer, peptic ulcer", "Parkinson disease", "hip fracture or femoral fracture", "Alzheimer’s disease, dementia, organic brain syndrome, senility or any other serious memory impairment", "other affective or emotional disorders, including anxiety, nervous or psychiatric problems", "chronic kidney disease", "other conditions, not yet mentioned", and "none".

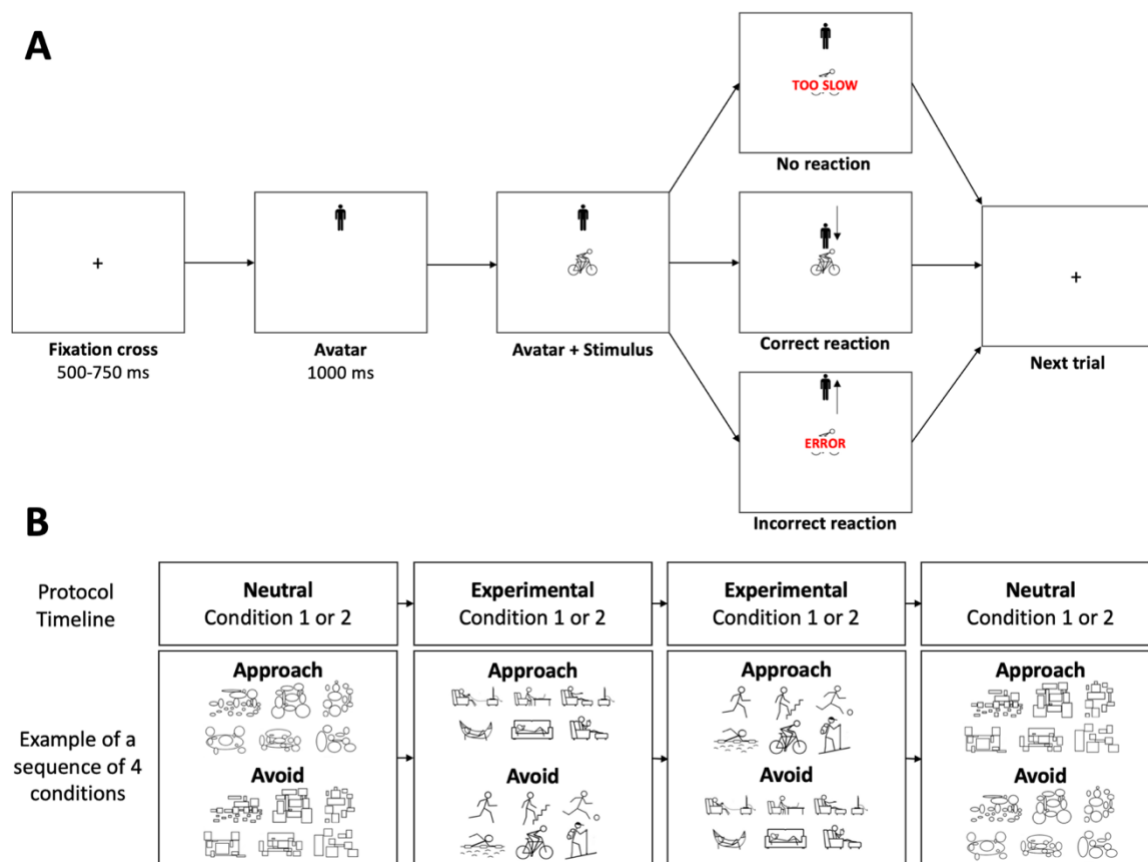


Figure 1. A. Illustration of a trial of the approach-avoidance task in the condition where the participant is instructed to approach physical activity stimuli (and avoid sedentary stimuli – not shown). B. Timeline and stimuli of the approach-avoidance task. In the experimental and neutral Condition 1, the participant is instructed to move the avatar toward (i.e., approach) a type of stimuli (i.e., physical activity or rectangles) and to move the avatar away from (i.e., avoid) stimuli depicting the other type of stimuli (i.e., sedentary behavior or ellipses, respectively). In Condition 2, the instruction is reversed: The participant is instructed to move away from physical activity (experimental condition) or rectangle stimuli (neutral condition) and move toward sedentary stimuli or ellipse stimuli.

2.3.3. Automatic Attitudes

Automatic attitudes toward physical activity and sedentary stimuli were tested using an approach-avoidance task, which has shown good reliability ($r = 0.83$) (Farajzadeh et al., 2023) and good validity (Zenko & Ekkekakis, 2019). Two experimental conditions and two neutral conditions were tested (Cheval et al., 2018; Farajzadeh et al., 2023). In the experimental conditions of this task, a trial starts with a fixation of a cross presented at the center of the screen for a random time ranging from 500 to 750 ms (Figure 1A). Then, an avatar appears either at the top or bottom third of the screen for one second, before a pictogram representing a physical activity behavior or a sedentary behavior appears in the center of the screen (Figure 1A). The participant sitting in front of the computer with one index finger positioned on the “U” and the other index finger on the “N” key is instructed that pressing the “U” key moves the avatar up and pressing the “N” key moves the avatar down. Accordingly, the movement of the avatar is always congruent with the pressed

key: The top key (i.e., U) moves the avatar up, while the bottom key (i.e., N), moves the avatar down. Importantly, however, the approach or avoidance action depends on the initial position of the avatar at the beginning of the trial. If the avatar appears below the stimulus, the top key is associated with an approach movement, while the bottom key is associated with an avoidance movement. Conversely, if the avatar appears above the stimulus, the approach and avoidance movement are reversed – the top key is associated with an avoidance movement and the bottom key is associated with an approach movement.

Two experimental conditions were tested (Figure 1B). In one experimental condition, the participant is instructed to quickly move the avatar toward (i.e., approach) pictograms depicting physical activity and to move the avatar away from (i.e., avoid) pictograms depicting sedentary behavior. In the other experimental condition, the participant does the opposite: move away from physical activity and move toward sedentary stimuli. The order of the experimental conditions was randomized across participants. In a previous study (Cheval et al., 2018), thirty-two participants were asked to rate the extent to which 24 stimuli expressed “movement and an active lifestyle” and “rest and sedentary lifestyle” (1 = not at all, 7 = a lot). For each stimulus, the “rest and sedentary lifestyle” score was subtracted from the “movement and active lifestyle” score. In the current study, the six stimuli with the largest positive and negative differences were chosen as the stimuli depicting physical activity and sedentary behaviors, respectively.

In addition to the two experimental conditions, two neutral conditions were tested. These conditions were used to account for a potential generic approach-avoidance tendency that could vary across participants and ages (Farajzadeh et al., 2023). In these neutral conditions, the stimuli depicting physical activity and sedentary behaviors were replaced by stimuli made of rectangles or ellipses that matched the number and size of information in 3 physical activity stimuli (swimming, hiking, cycling) and 3 sedentary stimuli (couch, hammock, reading). Two conditions were tested. In one condition, participants are asked to quickly move the manikin toward stimuli with circles and away from stimuli with squares. In the other condition, the participant is given opposite instructions. The order of the neutral conditions was randomized.

One neutral condition was tested before the two experimental conditions, and the other neutral condition was tested after them. Each condition included 96 stimuli, 48 of each class (physical activity and sedentary stimuli in the experimental conditions; rectangles and ellipses in the neutral conditions), that were presented randomly. Familiarization with the task was performed during the first 15 trials of the study, which were removed from the analyses. Familiarization with the subsequent conditions was performed during the first 3 trials of each condition, which were removed from the analyses. The physical activity and sedentary stimuli were presented all together on the screen for seven seconds before each experimental condition. Between conditions, the participant could rest for as long as they wanted before pressing the space key to start the next condition. When the participant pressed the incorrect key (“U” when it should be “N” or “N” when it should be “U”), the message “error” appeared on the screen for 800 ms before the next trial. When the reaction time (i.e., the time between the appearance of the stimuli and the key press) was longer than eight seconds, the message “too slow” appeared on the screen for 800 ms before the next trial (Figure 1A).

The automatic tendency to approach or avoid a type of stimuli (i.e., physical activity, sedentary, or neutral stimuli) was derived from the time required to press the key in reaction to a type of stimulus (i.e., physical activity vs. sedentary vs. neutral). Corrected reaction times were computed by subtracting the mean reaction time to approach or avoid neutral stimuli from the reaction time on each trial to respectively approach or avoid stimuli depicting a type of behavior (physical

activity or sedentary behavior). The bias towards a type of stimulus (physical activity or sedentary behavior) was computed by subtracting the mean corrected reaction time to approach this type of stimulus from the corrected reaction time to avoid it. Therefore, positive scores were indicative of an approach bias, i.e., a higher tendency to approach the stimulus. Incorrect responses, responses faster than 150 ms, and responses slower than 3,000 ms were excluded from the analyses to account for outliers and loss of attention (Farajzadeh et al., 2023).

2.4. Statistical Analyses

To examine the mediation effect of intentions on the association between apathy and the habitual level of moderate-to-vigorous physical activity, we used the component approach (Yzerbyt et al., 2018). This component approach to the assessment of mediation was preferred over the index approach (Hayes, 2022), because the latter has shown a higher risk of false positives (Type I errors) (Yzerbyt et al., 2018). The component approach involves three linear multiple regressions models. Model 1 examines whether the independent variable affects the dependent variable. Model 2 examines the effect of the independent variable on the mediator. Model 3 examines both the independent variable and the mediator as simultaneous predictors of the dependent variable. Mediation was claimed if the “total effect” of the dependent variable in Model 1 is larger in absolute value than its “residual effect” in Model 3. The bias to approach physical activity stimuli, the bias to approach sedentary stimuli, depressive symptoms, age, sex, body mass index, and the number of chronic health conditions were included as control variable in all the models used to test the mediation. The first mediation analysis examined the intention to be active as a mediator of the effect of apathy on the habitual level of physical activity. The second mediation analysis examined explicit attitudes as a mediator of the effect of apathy on the intention to be active. The third mediation analysis examined automatic attitudes as a mediator of the effect of apathy on the intention to be active.

To further examine the effect of apathy on approach-avoidance attitudes related toward physical activity and sedentary stimuli, a linear and a logistic mixed-effect models (Lohse et al., 2023) were built and fit by maximum likelihood in the R software environment (R Core Team, 2023), using the lme4 (Bates et al., 2021) and lmerTest package (Kuznetsova et al., 2022), which approximates *p*-values using Satterthwaite’s degrees of freedom method. Continuous variables were standardized. For the linear mixed-effects model, restricted maximum likelihood (REML) was used as it provides less biased estimates of variance components than full maximum likelihood (Luke, 2017). Fixed effects included a three-way interaction effect of apathy (continuous), stimulus (physical activity vs. sedentary behavior), and action direction (approach vs. avoid) on corrected reaction time. The other fixed effects controlled for the effect of depressive symptoms, the habitual level of moderate-to-vigorous physical activity, age, sex, body mass index, and the device used to complete the study (computer vs. tablet). Our balanced design was fully crossed: Each participants was tested in the approach and avoid condition of four types of stimuli (physical activity, sedentary behavior, rectangle, ellipses), with each type including 6 pictograms. Therefore, we intended to include the random effect of participant, action direction, stimulus, and pictogram (Lohse et al., 2023). However, the model converged only when the random effects of stimulus was removed.

To ensure that the results obtained with the corrected reaction times cannot be explained by the speed-accuracy trade-off (Hick, 1952), we conducted a logistic mixed-effects model with the number of errors in the Approach-Avoidance Task as outcome. The structure of this model was similar to the linear mixed-effects models using reaction time as outcome. However, because the

logistic mixed-effects models did not converge when the three-way interaction was included, we conducted a model with a two-way interaction between apathy and action direction on errors when reacting to physical activity stimuli and another model with the same interaction but in the conditions with sedentary stimuli. In addition, only the fixed effects of depressive symptoms, age, and explicit attitudes as well as the random effect of participant were included to allow for model convergence.

3. RESULTS

3.1. Descriptive Results

3.1.1. Participants

Three hundred and ninety two participants initiated the study. Some of them were included in a previous study from our group (Farajzadeh et al., 2022). Twenty three were excluded because they stopped the session before completing the study. Four participants were excluded because they answered the check question incorrectly. When participants reported height <50 cm or >250 cm or weight <30 kg or >250 kg), the data was removed and imputed using the sample mean. The final sample of 365 participants was 53.7 ± 17.9 years (mean \pm standard deviation), with an habitual level of moderate-to-vigorous physical activity of 398.3 ± 496.0 min per week, mean apathy score of 2.9 ± 0.9 , mean depressive symptoms of 0.7 ± 0.4 , body mass index of 27.6 ± 12.1 kg/m², and 1.5 ± 1.7 chronic health conditions. Two males identified themselves as women. All the other males (n = 146) and females (n = 217) identified themselves as men and women, respectively.

3.1.2. Observations in the approach-avoidance task

A total of 76,270 reaction times were collected. Participants moved the avatar in the incorrect direction 5,662 times. 529 trials were aborted at eight seconds with the “too slow” message appearing on the screen. Among the 70,079 reaction times in the correct direction that were not aborted at eight seconds, we excluded 3,965 (5.7 %) observations that were > 3,000 ms and 119 (0.2 %) that were < 150 ms. After the first 10 trials of the study and the first 3 trials of each condition were removed, 59,028 reaction time remained, of which 15,539 were reactions to sedentary stimuli and 15,662 to physical activity stimuli, resulting in a total of 31,201 observations included in the logistic mixed-effects model with corrected error as outcome. Among these reaction times, 55,050 were toward the correct stimulus (14,523 toward sedentary stimuli and 14,724 toward physical activity stimuli) and were included in the linear mixed-effects model with corrected reaction time as outcome.

3.2. Statistical Results

3.2.1. Intentions to be physically active as a mediator of the effect of apathy on the habitual level of physical activity

Model 1 showed an association between apathy and the habitual level of physical activity ($b = -67.5$; 95CI = -119.0 to -16.0; $p = 0.010$). Model 2 showed an association between apathy and the intention to be physically active ($b = 0.221$; 95CI = -0.432 to -0.010; $p = 0.040$). Model 3 showed an association between intentions and physical activity ($b = 146.2$; 95CI = 96.3 to 196.2; $p = 1.85 \times 10^{-8}$). Model 3 also showed that the association between apathy and the level of physical activity was reduced when intentions were added as a predictor ($b = -51.8$; 95CI = -101.4 to -2.2; $p = 0.041$). From model 1 to 3, this association decreased by 23.3%. Taken together, these results demonstrate that the intention to be physically active partially mediates of the effect of apathy on the habitual level of physical activity (Figure 2).

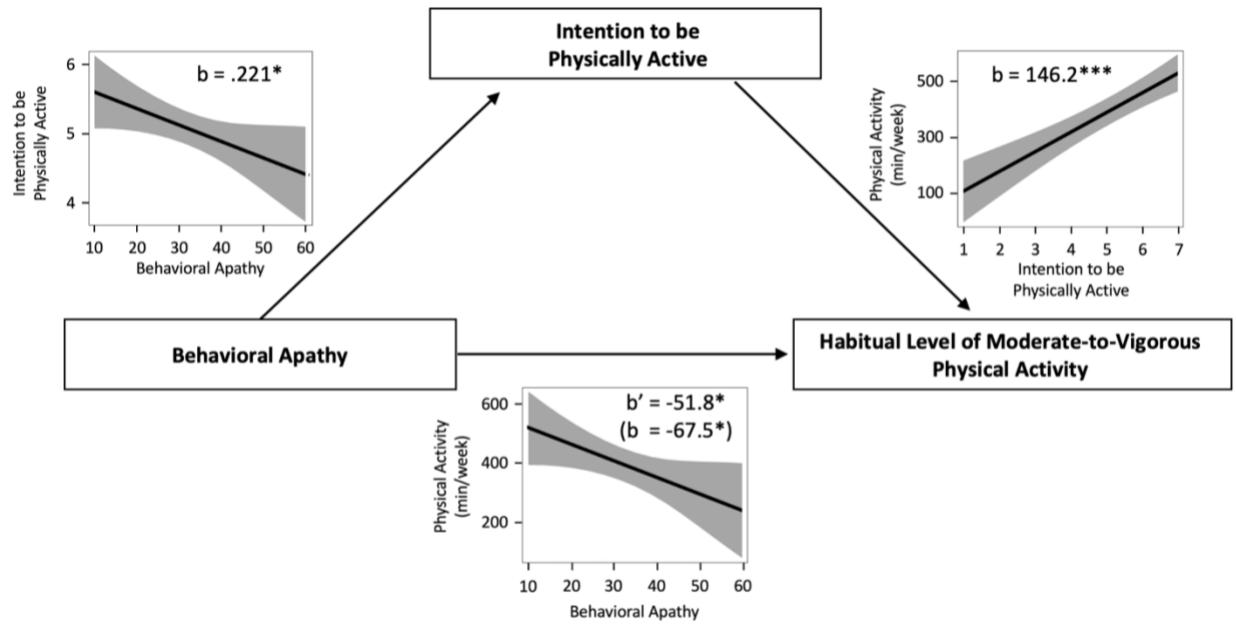


Figure 2. Mediation effect of intention to be physically active on the association between apathy and the habitual level of physical activity. Note: b' is the estimate of the residual effect of apathy when explicit affective intention is included in the model.

3.2.2. Explicit attitudes as a mediator of the effect of apathy on intentions to be physically active

Model 1 showed an association between apathy and the intention to be physically active ($b = -0.221$; 95CI = -0.432 to -0.010; $p < 2 \times 10^{-16}$). Model 2 showed an association between apathy and explicit attitudes towards physical activity ($b = -0.710$; 95CI = -1.024 to -0.396; $p = 1.17 \times 10^{-5}$). Model 3 showed an association between explicit attitudes and the intention to physically active ($b = 1.372$; 95CI = 1.199 to 1.545; $p < 2 \times 10^{-16}$). Model 3 also showed that the association between apathy and intentions to be physically active was no longer significant when explicit attitudes were added as a predictor ($b = 0.084$; 95CI = -0.084 to 0.251; $p = 0.326$). Taken together, these results demonstrate that explicit attitudes fully mediate of the effect of apathy on intentions to be physically active (Figure 3).

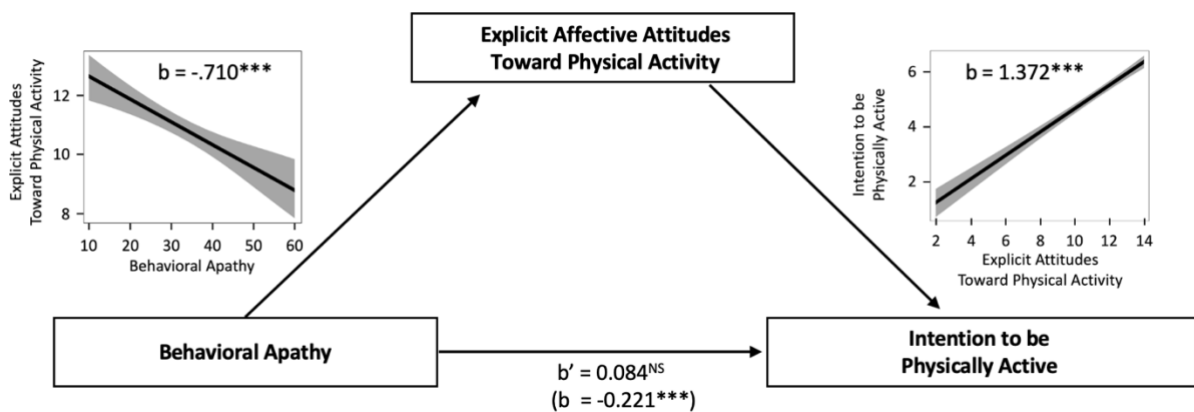


Figure 3. Mediation effect of explicit affectives attitudes on the association between apathy and intentions to be physically active. Note: b' is the estimate of the residual effect of apathy when explicit affective attitudes are included in the model. NS = non significant.

3.2.3. Apathy and automatic approach-avoidance attitudes

Results of the linear mixed-effects model showed a significant three-way interaction between apathy (continuous), stimulus (physical activity vs. sedentary behavior), and action direction (approach vs. avoid) on corrected reaction time ($b = 19.6$; 95CI = 2.0 to 37.3; $p = .029$) (Figure 4). Simple effect analyses showed that lower apathy scores were associated with faster approach than avoidance of physical activity stimuli, but this difference was no longer significant when the apathy score was ≥ 55 out of a maximum mean score of 77. Additionally, simple effect analyses showed that lower apathy scores were associated with faster avoidance than approach of sedentary stimuli, but this difference was no longer significant when the apathy score was ≥ 70 . In other words, lower apathy were associated with an automatic tendency to approach physical activity stimuli and an automatic tendency to avoid sedentary stimuli. Both these tendencies suggested a positive automatic evaluation of stimuli associated with a physical activity lifestyle. However, such tendencies decreased as apathy increased until they lose their statistical significance.

Results of the logistic mixed-effects models showed an interaction between the effects of apathy and action direction on errors when reacting to physical activity ($b = .135$; 95CI = $-.011$ to $.283$; $p = .07$) or sedentary stimuli ($b = .128$; 95CI = $-.025$ to $.283$; $p = .103$). Results showed no evidence of an association between automatic attitudes and the habitual level of moderate-to-vigorous physical activity, ruling out the possibility for a mediation effect.

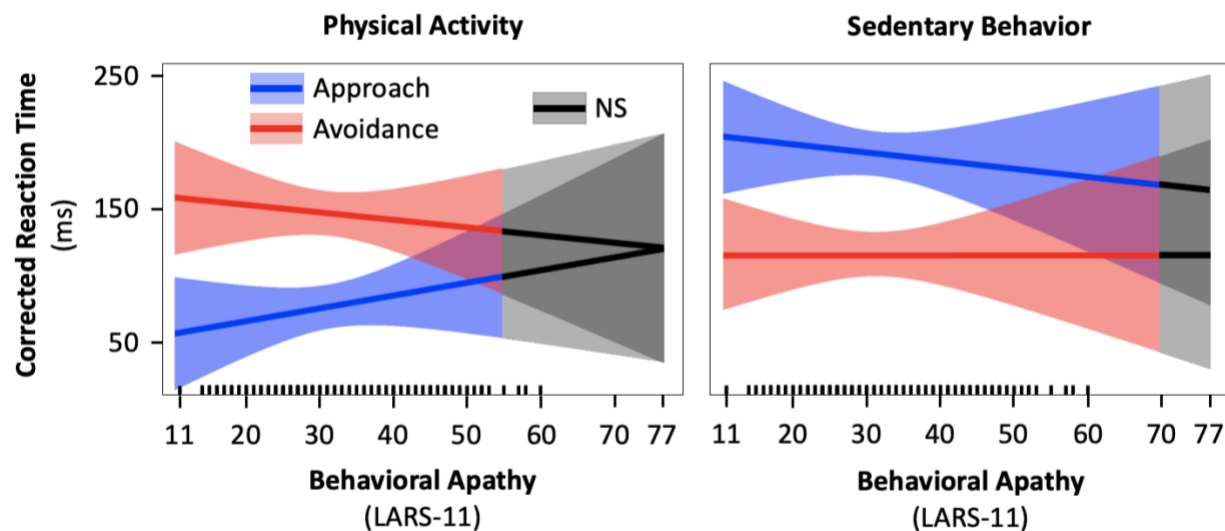


Figure 4. Results of the three-way interaction between the effect of apathy (continuous), stimulus (physical activity vs. sedentary behavior), and action direction (approach vs. avoid) on corrected reaction time. Note. LARS = Lille Apathy Rating Scale. NS = Non significant effect of action direction.

4. DISCUSSION

4.1. Main findings

As hypothesized, weaker intention to be physically active mediated the association between higher behavioral apathy and lower habitual levels of moderate-to-vigorous physical activity. In addition, explicit attitudes mediated the effect of behavioral apathy on intentions to be physically active. While higher apathy was associated with a stronger automatic tendency to avoid physical activity stimuli and to approach sedentary stimuli, we found no evidence suggesting that this tendency mediated the effect of apathy on intentions or habitual physical activity.

4.2. Comparison with the literature

4.2.1. Apathy and physical activity

The association between apathy and physical activity observed in the current study further supports results from a recent meta-analysis showing a negative correlation based on 22 studies (n = 12,541) (Farajzadeh et al., 2024).

4.2.2. Mediating role of intentions

For the first time, we show an association between behavioral apathy and intentions to be physically active. This finding suggests that behavioral apathy affects the intention stage of goal-directed behaviors (Levy & Dubois, 2006), such as physical activity. In addition, this finding is conceptually consistent because behavioral apathy, a motivational impairment (Marin, 1990; Marin, 1991; Levy & Dubois, 2006), is likely to reduce the amount of effort individuals are willing to invest in order for the physical activity behavior to occur. This reduction may result from an increased sensitivity to effort (Bonnelle et al., 2016) and/or a reduced sensitivity to rewards associated with physical activity (Pessiglione et al., 2018).

Our results also show association between the intention to be physically active and the engagement in physical activity behavior, which is in line with previous theoretical and experimental literature (Ajzen, 1987; Biddle et al., 2007; Maltagliati et al., 2024). Recent experimental results based on the theory of effort minimization in physical activity (Cheval & Boisgontier, 2021; Cheval & Boisgontier, 2024) suggest that this association between intentions and physical activity behavior is influenced by explicit affective attitudes toward physical effort (Maltagliati et al., 2024), defined as the conscious sensation experienced during the performance of a physical activity (Kent, 2006; Marcora, 2009). Specifically, the positive association between intention and physical activity was stronger when explicit approach tendencies toward physical effort were higher, and weaker when avoidance tendencies were higher. These findings encourage future studies to examine whether affective attitudes toward physical effort influence the relationship between behavioral apathy and physical activity.

The observed mediating effect of intention suggests that interventions aimed at increasing physical activity in patients with apathy should first focus on enhancing their intention to be physically active. While such intention does not guarantee engagement in physical activity, it is an essential prerequisite for this engagement (Rhodes & de Bruijn, 2013; Feil et al., 2023).

4.2.2. Mediating role of explicit attitudes

For the first time, we show an association between behavioral apathy and explicit affective attitudes toward physical activity, which mediate the effect of apathy on the intention to be physically active. This finding is consistent with existing literature that underlines the role of pleasure and displeasure in physical activity engagement (Ekkekakis, 2017; Maltagliati et al., 2024). While intentions to be physically active are required but insufficient for actual engagement, promoting pleasurable experiences during exercise therapy for patients with apathy may be key in triggering this engagement. Experimental results support this suggestion as stronger positive affects have been shown to be associated with more frequent engagement in physical activity at 3-month follow-up (Kwan & Bryan, 2010).

4.2.3. Physical activity and implicit attitudes

Literature has consistently reported an automatic tendency to approach physical activity stimuli

and an automatic tendency to avoid sedentary stimuli at all ages (Farajzadeh et al., 2023). Here, we showed that this positive automatic evaluation of behaviors associated with a physical activity is affected by apathy. Participants with stronger behavioral apathy showed weaker automatic tendency to approach physical activity and avoid sedentary behaviors. However, we found no evidence suggesting that this apathy-related changes in automatic approach-avoidance attitudes influenced the actual engagement in physical activity.

4.3. Limitations and Strengths

The present study has potential limitations. First, the online nature of the study made it impossible to limit the influence of potential distractions in the participant's environment and to control whether participants were using their two index fingers to perform the task as instructed and whether they were sitting or standing, which could have influenced the results (Cheval et al., 2018; Maltagliati et al., 2024). Second, the participants were recruited in Canada. It is thus unclear whether conclusions could generalize to populations from non-Western countries or less active populations of older adults. Third, the habitual level of physical activity was assessed using a self-reported questionnaire, which may not accurately reflect the objective level of physical activity. Assessing physical activity and sedentary behaviors using device-based measures would have provided more reliable estimates. However, these limitations are counterbalanced by several strengths. Among these strengths is a sample size based on an a priori power analysis, which is considered good research practices (Boisgontier, 2022). Another strength is the use of the behavioral apathy subscale of the LARS, a valid scale in non-institutionalized individuals (Fernández-Matarrubia et al., 2016) that comprehensively assesses behavioral apathy (Dickson et al., 2022). Other strong points include an objective measure of automatic attitudes, accounting for a generic approach-avoidance bias that could have confounded the results, and the use of statistics limiting information loss (i.e., mixed-effects models).

5. CONCLUSION

This study highlights the key role of intentions and explicit affective attitudes in the relationship between behavioral apathy and the habitual engagement in physical activity. These two motivational constructs should be considered in interventions aimed at improving physical activity in patients with apathy. These interventions should increase the intention to be physically active, which can be achieved by promoting pleasurable experiences during exercise to improve affective attitudes toward physical activity.

6. DECLARATIONS

6.1. Data and Code Availability

According to good research practices (Boisgontier, 2022), the dataset and the R script are available in Zenodo (Boisgontier, 2024).

6.2. Authorship Contribution Statement

Based on the Contributor Roles Taxonomy (CRediT) (Allen et al., 2019), individual author contributions to this work are as follows: Ata Farajzadeh: Conceptualization; Investigation; Writing – Original Draft; Writing – Review and Editing. Nathalie Dionne: Writing – Original Draft; Writing – Review and Editing. Nickolas Benoit: Investigation; Writing – Original Draft. Olivier Bezeau: Investigation; Writing – Original Draft. Tristan Bourgie: Investigation; Writing – Original Draft. Benjamin Gerro: Investigation; Writing – Original Draft. Jacob Ouimet:

Investigation; Writing – Original Draft. Project Administration. Matthieu P. Boisgontier: Conceptualization (Lead); Methodology; Formal Analysis; Data Curation; Visualization; Writing – Original Draft; Writing – Review and Editing; Supervision (AF, ND, NB, OB, TB, BG, JO); Project Administration; Funding Acquisition.

6.3. Funding

Matthieu P. Boisgontier is supported by Natural Sciences and Engineering Research Council of Canada (NSERC) (RGPIN-2021-03153), the Canada Foundation for Innovation (CFI 43661), and Mitacs.

6.4. Conflict of Interest

The authors declare that there are no conflicts of interest related to the content of this article.

7. REFERENCES

- Ajzen, I. (1987). Attitudes, traits, and actions: dispositional prediction of behavior in personality and social psychology. *Advances in Experimental Social Psychology*, 20, 1–63. [https://doi.org/10.1016/S0065-2601\(08\)60411-6](https://doi.org/10.1016/S0065-2601(08)60411-6)
- Ajzen, I. (2011). The theory of planned behaviour: reactions and reflections. *Psychology & Health*, 26(9), 1113–1127. <https://doi.org/10.1080/08870446.2011.613995>
- Allen, L., O’Connell, A., & Kiermer, V. (2019). How can we ensure visibility and diversity in research contributions? How the Contributor Role Taxonomy (CRediT) is helping the shift from authorship to contributorship. *Learned Publishing*, 32(1), 71–74. <https://doi.org/10.1002/leap.1210>
- Ayers, E., Shapiro, M., Holtzer, R., Barzilai, N., Milman, S., & Verghese, J. (2017). Symptoms of apathy independently predict incident frailty and disability in community-dwelling older adults. *Journal of clinical psychiatry*, 78(5), e529–e536. <https://doi.org/10.4088/JCP.15m10113>
- Bates, D., Maechler, M., Bolker, B., Walker, S., Christensen, R. H. B., Singmann, H., Dai, B., Scheipl, F., Grothendieck, G., Green, P., Fox, J., Bauer, A., & Krivitsky, P. N. (2021). lme4: linear mixed-effects models using ‘eigen’ and S4 (version 1.1-27.1). [\[R package\] https://cran.r-project.org/web/packages/lme4/lme4.pdf](https://cran.r-project.org/web/packages/lme4/lme4.pdf)
- Biddle, S. J. H., Hagger, M. S., Chatzisarantis, N. L. D., & Lippke, S. (2007). Theoretical frameworks in exercise psychology. In G. Tenenbaum & R. C. Eklund (Eds.), *Handbook of Sport Psychology* (3rd ed., pp. 537-559). Hoboken, NJ: John Wiley & Sons. <https://doi.org/10.1002/9781118270011.ch24>
- Bleich, S. N., Vercammen, K. A., Zatz, L. Y., Frelief, J. M., Ebbeling, C. B., & Peeters, A. (2018). Interventions to prevent global childhood overweight and obesity: a systematic review. *The Lancet Diabetes & Endocrinology*, 6(4), 332–346. [https://doi.org/10.1016/S2213-8587\(17\)30358-3](https://doi.org/10.1016/S2213-8587(17)30358-3)
- Boisgontier, M. P. (2022). Research integrity requires to be aware of good and questionable research practices. *European Rehabilitation Journal*, 2(1), 1–3. <https://doi.org/10.52057/erj.v2i1.24>
- Boisgontier, M. P. (2024). Apathy, intentions, and affective attitudes in physical activity behavior: data and R code (1.2). Zenodo. [dataset, R script]. <https://doi.org/10.5281/zenodo.12750405>
- Boisgontier, M. P., Orsholits, D., von Arx, M., Sieber, S., Miller, M. W., Courvoisier, D., Iversen, M. D., Cullati, S., & Cheval, B. (2020). Adverse childhood experiences, depressive

- symptoms, functional dependence, and physical activity: a moderated mediation model. *Journal of Physical Activity & Health*, 17(8), 790–799. <https://doi.org/10.1123/jpah.2019-0133>
- Bonnelle, V., Manohar, S., Behrens, T., & Husain, M. (2016). Individual differences in premotor brain systems underlie behavioral apathy. *Cerebral Cortex*, 26(2), 807–819. <https://doi.org/10.1093/cercor/bhv247>
- Bonnelle, V., Veromann, K. R., Burnett Heyes, S., Lo Sterzo, E., Manohar, S., & Husain, M. (2015). Characterization of reward and effort mechanisms in apathy. *Journal of Physiology*, 109(1-3), 16–26. <https://doi.org/10.1016/j.jphysparis.2014.04.002>
- Börsch-Supan A (2022) *Survey of Health, Ageing and Retirement in Europe (SHARE) (Wave 8)* (Version 8.0.0). [Data set] <https://doi.org/10.6103/SHARE.w8.800>
- Brand, R., Ekkekakis, P. Affective–Reflective Theory of physical inactivity and exercise. *Ger J Exerc Sport Res*, 48, 48–58 (2018). <https://doi.org/10.1007/s12662-017-0477-9>
- Cheval, B., & Boisgontier, M. P. (2021). The Theory of Effort Minimization in Physical Activity. *Exercise and Sport Sciences Reviews*, 49(3), 168–178. <https://doi.org/10.1249/JES.0000000000000252>
- Cheval, B., & Boisgontier, M. P. (2024). Promouvoir une activité physique régulière chez les patients : l'importance de la perception de l'effort. *STAPS*. <https://doi.org/10.3917/sta.pr1.0091>
- Cheval, B., Darrous, L., Choi, K. W., Klimentidis, Y. C., Raichlen, D. A., Alexander, G. E., Cullati, S., Kutalik, Z., & Boisgontier, M. P. (2023). Genetic insights into the causal relationship between physical activity and cognitive functioning. *Scientific Reports*, 13(1), 5310. <https://doi.org/10.1038/s41598-023-32150-1>
- Cheval, B., Maltagliati, S., Sieber, S., Beran, D., Chalabaev, A., Sander, D., Cullati, S., & Boisgontier, M. P. (2021). Why are individuals with diabetes less active? The mediating role of physical, emotional, and cognitive factors. *Annals of Behavioral Medicine*, 55(9), 904–917. <https://doi.org/10.1093/abm/kaaa120>
- Cheval, B., Radel, R., Neva, J. L., Boyd, L. A., Swinnen, S. P., Sander, D., & Boisgontier, M. P. (2018). Behavioral and neural evidence of the rewarding value of exercise behaviors: a systematic review. *Sports Medicine*, 48(6), 1389–1404. <https://doi.org/10.1007/s40279-018-0898-0>
- Cheval, B., Tipura, E., Burra, N., Frossard, J., Chanal, J., Orsholits, D., Radel, R., & Boisgontier, M. P. (2018). Avoiding sedentary behaviors requires more cortical resources than avoiding physical activity: an EEG study. *Neuropsychologia*, 119, 68–80. <https://doi.org/10.1016/j.neuropsychologia.2018.07.029>
- Cohen, J. (1988). *Statistical power analysis for the behavioral sciences* (2nd ed.). Routledge. <https://doi.org/10.4324/9780203771587>
- Conroy, D. E., & Berry, T. R. (2017). Automatic affective evaluations of physical activity. *Exercise and Sport Sciences Reviews*, 45(4), 230–237. <https://doi.org/10.1249/JES.0000000000000120>
- Craig, C. L., Marshall, A. L., Sjöström, M., Bauman, A. E., Booth, M. L., Ainsworth, B. E., Pratt, M., Ekelund, U., Yngve, A., Sallis, J. F., & Oja, P. (2003). International Physical Activity Questionnaire: 12-country reliability and validity. *Medicine and Science in Sports and Exercise*, 35(8), 1381–1395. <https://doi.org/10.1249/01.MSS.0000078924.61453.FB>

- den Brok, M. G., van Dalen, J. W., van Gool, W. A., Moll van Charante, E. P., de Bie, R. M., & Richard, E. (2015). Apathy in Parkinson's disease: a systematic review and meta-analysis. *Movement Disorders*, 30(6), 759–769. <https://doi.org/10.1002/mds.26208>
- Dickson, S. S., & Husain, M. (2022). Are there distinct dimensions of apathy? The argument for reappraisal. *Cortex*, 149, 246–256. <https://doi.org/10.1016/j.cortex.2022.01.001>
- Eagly, A. H., & Chaiken, S. (1993). *The psychology of attitudes*. Orlando, FL: Harcourt Brace Jovanovich College Publishers.
- Ekkekakis, P. (2017). People have feelings! Exercise psychology in paradigmatic transition. *Current Opinion in Psychology*, 16, 84–88. <https://doi.org/10.1016/j.copsyc.2017.03.018>
- Farajzadeh, A., Goubran, M., Beehler, A., Cherkaoui, N., Morrison, P., de Chanaille, M., Maltagliati, S., Cheval, B., Miller, M. W., Sheehy, L., Bilodeau, M., Orsholits, D., & Boisgontier, M. P. (2023). Automatic approach-avoidance tendency toward physical activity, sedentary, and neutral stimuli as a function of age, explicit affective attitude, and intention to be active. *Peer Community Journal*, 3, e21. <https://doi.org/10.24072/pcjournal.246>
- Farajzadeh, A., Hébert, A., Lahart, I. M., Bilodeau, M., & Boisgontier, M. P. (2024). Apathy and physical activity: a systematic review and meta-analysis. *MedRxiv*. <https://doi.org/10.1101/2024.05.01.24306712>
- Farajzadeh, A., Orsholits, D., & Boisgontier, M. P. (2022). Automatic approach-avoidance tendency toward physical activity, sedentary, and neutral stimuli as a function of age, explicit affective attitude, and intention to be active: dataset, R scripts, and supplemental material (v1.0.1). <https://doi.org/10.5281/zenodo.7051414>
- Faul, F., Erdfelder, E., Buchner, A., & Lang, A. G. (2009). Statistical power analyses using G*Power 3.1: tests for correlation and regression analyses. *Behavior Research Methods*, 41(4), 1149–1160. <https://doi.org/10.3758/BRM.41.4.1149>
- Feil, K., Fritsch, J., & Rhodes, R. E. (2023). The intention-behaviour gap in physical activity: a systematic review and meta-analysis of the action control framework. *British Journal of Sports Medicine*, 57(19), 1265–1271. <https://doi.org/10.1136/bjsports-2022-106640>
- Fernández-Matarrubia, M., Matías-Guiu, J. A., Moreno-Ramos, T., Valles-Salgado, M., Marcos-Dolado, A., García-Ramos, R., & Matías-Guiu, J. (2016). Validation of the Lille's Apathy Rating Scale in very mild to moderate dementia. *American Journal of Geriatric Psychiatry*, 24(7), 517–527. <https://doi.org/10.1016/j.jagp.2015.09.004>
- Greenwald, A. G., & Banaji, M. R. (1995). Implicit social cognition: attitudes, self-esteem, and stereotypes. *Psychological Review*, 102(1), 4–27. <https://doi.org/10.1037/0033-295x.102.1.4>
- Groeneweg-Koolhoven, I., de Waal, M. W., van der Weele, G. M., Gussekloo, J., & van der Mast, R. C. (2014). Quality of life in community-dwelling older persons with apathy. *American Journal of Geriatric Psychiatry*, 22(2), 186–194. <https://doi.org/10.1016/j.jagp.2012.10.024>
- Hagger, M. S., & Chatzisarantis, N. L. (2014). An integrated behavior change model for physical activity. *Exercise and Sport Sciences Reviews*, 42(2), 62–69. <https://doi.org/10.1249/JES.0000000000000008>
- Hayes, A. F. (2022). *Introduction to mediation, moderation, and conditional process analysis: a regression-based approach* (3rd ed.). Guilford Press.
- Hick, W. E. (1952). On the rate of gain of information. *Quarterly Journal of Experimental Psychology*, 4(1), 11–26. <https://doi.org/10.1080/17470215208416600>

- Hoyt, A. L., Rhodes, R. E., Hausenblas, H. A., & Giacobbi, P. R. (2009). Integrating five-factor model facet-level traits with the theory of planned behavior and exercise. *Psychology of Sport and Exercise*, 10(5), 565–572. <https://doi.org/10.1016/j.psychsport.2009.02.008>
- Kent, M. (2006). *Oxford dictionary of sports science and medicine*. Oxford University Press. <https://doi.org/10.1093/acref/9780198568506.001.0001>
- Kruse, C., Maier, F., Spottke, A., Bach, J. P., Bartels, C., Buerger, K., Fellgiebel, A., Fliessbach, K., Frölich, L., Hausner, L., Hellmich, M., Klöppel, S., Klostermann, A., Kornhuber, J., Laske, C., Peters, O., Priller, J., Richter-Schmidinger, T., Schneider, A., Shah-Hosseini, K., ..., & Jessen, F. (2023). Apathy in patients with Alzheimer's disease is a cost-driving factor. *Alzheimer's & Dementia*, 19(7), 2853–2864. <https://doi.org/10.1002/alz.12915>
- Kuznetsova, A., Brockhoff, P. B., & Christensen, R. H. B. (2022). lmerTest: tests in linear mixed effects models. Version 3.1-3. [R package] <https://cran.r-project.org/web/packages/lmerTest/lmerTest.pdf>
- Kwan, B. M., & Bryan, A. (2010). In-task and post-task affective response to exercise: translating exercise intentions into behaviour. *British Journal of Health Psychology*, 15(Pt 1), 115–131. <https://doi.org/10.1348/135910709X433267>
- Leung, D. K. Y., Chan, W. C., Spector, A., & Wong, G. H. Y. (2021). Prevalence of depression, anxiety, and apathy symptoms across dementia stages: a systematic review and meta-analysis. *International Journal of Geriatric Psychiatry*, 36(9), 1330–1344. <https://doi.org/10.1002/gps.5556>
- Levy, R., & Dubois, B. (2006). Apathy and the functional anatomy of the prefrontal cortex-basal ganglia circuits. *Cerebral Cortex*, 16(7), 916–928. <https://doi.org/10.1093/cercor/bhj043>
- Liu, X., Zhang, D., Liu, Y., Sun, X., Han, C., Wang, B., Ren, Y., Zhou, J., Zhao, Y., Shi, Y., Hu, D., & Zhang, M. (2017). Dose-response association between physical activity and incident hypertension: a systematic review and meta-analysis of cohort studies. *Hypertension*, 69(5), 813–820. <https://doi.org/10.1161/HYPERTENSIONAHA.116.08994>
- Lohse, K., Kozłowski, A., & Strube, M. J. (2023). Model specification in mixed-effects models: a focus on random effects. *Communications in Kinesiology*, 1(5), 1–28. <https://doi.org/10.51224/cik.2023.52>
- Lovibond, S. H., & Lovibond, P. F. (1995). *Depression Anxiety Stress Scales* (DASS--21, DASS--42). APA PsycTests. [Database record] <https://doi.org/10.1037/t01004-000>
- Luke, S. G. (2017). Evaluating significance in linear mixed-effects models in R. *Behavior Research Methods*, 49, 1494–1502. <https://doi.org/10.3758/s13428-016-0809-y>
- Maltagliati, S., Raichlen, D., Rhodes, R., & Cheval, B. (2024). Closing the intention-behavior gap in physical activity: the moderating effect of individual differences in the valuation of physical effort. *SportRxiv*. <https://doi.org/10.51224/SRXIV.375>
- Maltagliati, S., Sarrazin, P., Fessler, L., Lebreton, M., & Cheval, B. (2024). Why people should run after positive affective experiences instead of health benefits. *Journal of Sport and Health Science*, 13(4), 445–450. <https://doi.org/10.1016/j.jshs.2022.10.005>
- Maltagliati, S., ten Broeke, P., Sarrazin, P., Rhodes, R., Bijleveld, E. H., Dunton, G. F., Bonnet, C., Gardner, B., Raichlen, D., & Cheval, B. (2024). Uncovering the role of effort in the rewarding value of sedentary behavior. *PsyArXiv*. <https://doi.org/10.31234/osf.io/g8mxw>
- Marcora, S. (2009). Perception of effort during exercise is independent of afferent feedback from skeletal muscles, heart, and lungs. *Journal of Applied Physiology*, 106 (6), 2060–2062. <https://doi.org/10.1152/jappphysiol.90378.2008>

- Marin R. S. (1990). Differential diagnosis and classification of apathy. *The American Journal of Psychiatry*, 147(1), 22–30. <https://doi.org/10.1176/ajp.147.1.22>
- Marin R. S. (1991). Apathy: a neuropsychiatric syndrome. *The Journal of Neuropsychiatry and Clinical Neurosciences*, 3(3), 243–254. <https://doi.org/10.1176/jnp.3.3.243>
- Mega, M. S., Cummings, J. L., Fiorello, T., & Gornbein, J. (1996). The spectrum of behavioral changes in Alzheimer's disease. *Neurology*, 46(1), 130–135. <https://doi.org/10.1212/wnl.46.1.130>
- Moore, S. C., Lee, I. M., Weiderpass, E., Campbell, P. T., Sampson, J. N., Kitahara, C. M., Keadle, S. K., Arem, H., Berrington de Gonzalez, A., Hartge, P., Adami, H. O., Blair, C. K., Borch, K. B., Boyd, E., Check, D. P., Fournier, A., Freedman, N. D., Gunter, M., Johannson, M., Khaw, K. T., ... Patel, A. V. (2016). Association of Leisure-Time Physical Activity With Risk of 26 Types of Cancer in 1.44 Million Adults. *JAMA Internal Medicine*, 176(6), 816–825. <https://doi.org/10.1001/jamainternmed.2016.1548>
- Pessiglione, M., Vinckier, F., Bouret, S., Daunizeau, J., & Le Bouc, R. (2018). Why not try harder? Computational approach to motivation deficits in neuro-psychiatric diseases. *Brain*, 141(3), 629–650. <https://doi.org/10.1093/brain/awx278>
- R Core Team (2023) *R: A language and environment for statistical computing*. R Foundation for Statistical Computing. Vienna, Austria (Version 4.3.1). [Computer Software] <https://www.R-project.org/>
- Rhodes, R. E., & de Bruijn, G. J. (2013). How big is the physical activity intention-behaviour gap? A meta-analysis using the action control framework. *British Journal of Health Psychology*, 18(2), 296–309. <https://doi.org/10.1111/bjhp.12032>
- Rhodes, R. E., McEwan, D., & Rebar, A. L. (2019). Theories of physical activity behaviour change: a history and synthesis of approaches. *Psychology of Sport & Exercise*, 42, 100–109. <https://doi.org/10.1016/j.psychsport.2018.11.010>
- Rhodes, R. E., & Rebar, A. L. (2017). Conceptualizing and defining the intention construct for future physical activity research. *Exercise and Sport Sciences Reviews*, 45(4), 209–216. <https://doi.org/10.1249/JES.000000000000127>
- Rydell, R. J., & McConnell, A. R. (2006). Understanding implicit and explicit attitude change: a systems of reasoning analysis. *Journal of Personality and Social Psychology*, 91(6), 995–1008. <https://doi.org/10.1037/0022-3514.91.6.995>
- Sockeel, P., Dujardin, K., Devos, D., Denève, C., Destée, A., & Defebvre, L. (2006). The Lille Apathy Rating Scale (LARS), a new instrument for detecting and quantifying apathy: validation in Parkinson's disease. *Journal of Neurology, Neurosurgery, and Psychiatry*, 77(5), 579–584. <https://doi.org/10.1136/jnnp.2005.075929>
- Starkstein, S. E., Petracca, G., Chemerinski, E., & Kremer, J. (2001). Syndromic validity of apathy in Alzheimer's disease. *The American Journal of Psychiatry*, 158(6), 872–877. <https://doi.org/10.1176/appi.ajp.158.6.872>
- van Allen, Z., Dionne, N., & Boisgontier, M. P. (2024a). Prospective classification of functional dependence: insights from machine learning and 39,927 participants in the Canadian Longitudinal Study on Aging. *MedRxiv*. <https://doi.org/10.1101/2024.07.15.24310429>
- van Allen, Z., Orsholits, D., & Boisgontier, M. P. (2024b). Prestroke physical activity matters for functional limitations: a longitudinal case-control study of 12,860 participants. *Physical Therapy*. <https://doi.org/10.1093/ptj/pzae094>
- Vancampfort, D., Koyanagi, A., Ward, P. B., Rosenbaum, S., Schuch, F. B., Mugisha, J., Richards, J., Firth, J., & Stubbs, B. (2017). Chronic physical conditions, multimorbidity and physical

- activity across 46 low- and middle-income countries. *International Journal of Behavioral Nutrition and Physical Activity*, 14(1), 6. <https://doi.org/10.1186/s12966-017-0463-5>
- Vilalta-Franch, J., Calvó-Perxas, L., Garre-Olmo, J., Turró-Garriga, O., & López-Pousa, S. (2013). Apathy syndrome in Alzheimer's disease epidemiology: prevalence, incidence, persistence, and risk and mortality factors. *Journal of Alzheimer's Disease*, 33(2), 535–543. <https://doi.org/10.3233/JAD-2012-120913>
- Wahid, A., Manek, N., Nichols, M., Kelly, P., Foster, C., Webster, P., Kaur, A., Friedemann Smith, C., Wilkins, E., Rayner, M., Roberts, N., & Scarborough, P. (2016). Quantifying the Association Between Physical Activity and Cardiovascular Disease and Diabetes: A Systematic Review and Meta-Analysis. *Journal of the American Heart Association*, 5(9), e002495. <https://doi.org/10.1161/JAHA.115.002495>
- Yzerbyt, V., Muller, D., Batailler, C., & Judd, C. M. (2018). New recommendations for testing indirect effects in mediational models: the need to report and test component paths. *Journal of Personality and Social Psychology*, 115(6), 929–943. <https://doi.org/10.1037/pspa0000132>
- Zenko, Z., & Ekkekakis, P. (2019). Internal consistency and validity of measures of automatic exercise associations. *Psychology of Sport and Exercise*, 43, 4–15. <https://doi.org/10.1016/j.psychsport.2018.12.005>
- Zhang, H., Feng, Y., Lv, H., Tang, S., & Peng, Y. (2023). The prevalence of apathy in stroke patients: A systematic review and meta-analysis. *Journal of Psychosomatic Research*, 173, 111478. <https://doi.org/10.1016/j.jpsychores.2023.111478>