

FRONT MATTER

Title

- Full title: Which social media platforms facilitate monitoring the opioid crisis?
- Short title: Social media for opioid trend monitoring

Authors

Kristy A. Carpenter,^{1*} Anna T. Nguyen,² Delaney A. Smith,³ Issah A. Samori,⁴ Keith Humphreys,^{5,6} Anna Lembke,⁵ Mathew V. Kiang,² Johannes C. Eichstaedt,^{7†} Russ B. Altman^{1,4,8,9†**}

Affiliations

¹Department of Biomedical Data Science, Stanford University, Stanford, CA 94305, USA.

²Department of Epidemiology and Population Health, Stanford University, Stanford, CA 94305, USA.

³Department of Biochemistry, Stanford University, Stanford, CA 94305, USA.

⁴Department of Bioengineering, Stanford University, Stanford, CA 94305, USA.

⁵Department of Psychiatry and Behavioral Sciences, Stanford University, Stanford, CA 94305, USA.

⁶Veterans Affairs Health Care System, Palo Alto, CA 94304, USA.

⁷Department of Psychology, Stanford University, Stanford, CA 94305, USA.

⁸Department of Genetics, Stanford University, Stanford, CA 94305, USA.

⁹Department of Medicine, Stanford University, Stanford, CA 94305, USA.

† These authors contributed equally to this work.

* Pre-publication correspondence: kcarp@stanford.edu.

** Post-publication correspondence: russ.altman@stanford.edu.

Abstract

Social media can provide real-time insight into trends in substance use, addiction, and recovery. Prior studies have used platforms such as Reddit and X (formerly Twitter), but evolving policies around data access have threatened these platforms' usability in research. We evaluate the potential of a broad set of platforms to detect emerging trends in the opioid epidemic. From these, we created a shortlist of 11 platforms, for which we documented official policies regulating drug-related discussion, data accessibility, geolocatability, and prior use in opioid-related studies. We quantified their volumes of opioid discussion, capturing informal language by including slang

47 generated using a large language model. Beyond the most commonly used Reddit and X, the
48 platforms with high potential for use in opioid-related surveillance are TikTok, YouTube, and
49 Facebook. Leveraging many different social platforms, instead of a single platform, safeguards
50 against sudden changes to data access and may better capture all populations that use opioids than
51 any single platform.

52 53 **Teaser**

54 TikTok, Facebook, and YouTube may complement Reddit and X as text sources to
55 monitor trends in the opioid epidemic.

56 57 58 **MAIN TEXT**

59 60 **Introduction**

61 Real-time tracking of substance use trends is key to understanding epidemics of addiction,
62 including the North American opioid crisis. Heterogeneity in prominent substances, drug
63 availability, and usage patterns across the epidemic require different intervention strategies, and
64 policy makers must be sensitive to these dynamics. Academic and government surveys are
65 standard practice for tracking usage patterns. However, difficulties with self-reported opioid use
66 limit the reliability of these surveys, leading to inaccurate estimates of the prevalence and nature
67 of opioid use (1). Moreover, surveys can take months or years to complete and results may not
68 reflect quickly evolving trends in opioid use.

69 Social media platforms are an alternative data source which might be used to track
70 patterns of opioid use. Unlike official overdose statistics, social media provides real-time, high-
71 volume, and widely accessible streams of information (2, 3). These platforms capture unfiltered
72 experiences across diverse populations, including encounters with substances that might not
73 otherwise be disclosed (4). Thus, social media can aid in identification and geolocation of
74 emerging drugs and in tracking practices among people who use opioids (PWUOs).
75 Understanding these patterns could help policymakers anticipate hotspots for overdoses.

76 Previous work has used social media data at the individual level to detect opioid misuse
77 (4), flag indicators of addiction (5), and assess individual risk of relapse (6). A larger body of
78 work is dedicated to tracking population trends in opioid misuse (7) and opioid-related mortality
79 (8, 9). Language use on these platforms may be more predictive of trends in county-level deaths
80 than factors such as demographics, healthcare access, and physical pain (8). Other work has
81 triangulated social media data with other surveillance datasets (*e.g.* emergency department
82 admissions) to develop holistic models (10).

83 Some prior research found correlations between opioid mentions on social media and
84 opioid use and overdose without distinguishing direct disclosures of opioid use from mentions
85 referring to the opioid epidemic generally, popular culture, or the drug use of others (2, 8–10).
86 Relying only upon explicit disclosures of a social media user's illicit opioid use may not reflect
87 true rates of opioid usage as many PWUO will not post about their experiences, and some social
88 media users may post false stories of drug use. Additionally, discussion of opioids in the broader
89 community can yield insight into general themes and sentiments regarding the opioid epidemic,
90 such as stigma or the reception of opioid policy.

91 Most prior work uses only a few social media platforms, chiefly X (formerly Twitter) and
92 Reddit. However, access to these data sources is dependent on corporate decisions. For example,
93 Pushshift (12) was a popular research tool for extracting Reddit posts, but Reddit started to limit
94 API requests for third-party data access in 2023, effectively disabling Pushshift. A similar

95 phenomenon occurred with the X API contemporaneously. As digital platforms evolve, it is
96 critical to understand the scope of available datasets and potential alternatives. Additionally,
97 different social media platforms have different constituent demographics; no individual platform
98 fully represents the population at large. An effort combining multiple platforms may be better
99 able to capture trends in this crisis.

100 There are no comprehensive studies evaluating the nature, volume, and quality of opioid-
101 related discussions across social media platforms. Although there are several systematic literature
102 reviews of this field (3, 13), a direct evaluation of a broad range of social media platforms is
103 needed to best leverage available social media platforms.

104 Although opioids contribute to morbidity and mortality in many countries, the United
105 States and Canada have an unusually serious epidemic of addiction and overdose, which was
106 triggered by opioid overprescription and is now mainly driven by fentanyl use (14–19). Therefore,
107 while social media promises to advance understanding of opioid use worldwide, it is particularly
108 urgent to leverage to address the North American opioid epidemic.

109 Here, we identified social media platforms that may be suitable for text-based opioid
110 research and characterized their opioid-related discussions. We created a shortlist of eleven
111 platforms for which we investigated censorship policies, data accessibility, and prior use in opioid
112 research. We discuss the utility, availability, and stability of these platforms for the purpose of
113 informing design of a social media early-warning system for trends in the North American opioid
114 epidemic. We use all opioid mentions to capture the full potential of a platform to yield insight on
115 different aspects of opioid research. While this work is limited to the United States and Canada,
116 and the English language, we provide a framework to conduct similar work in other regions and
117 languages.

118 **Results**

119 **Identifying social media platforms**

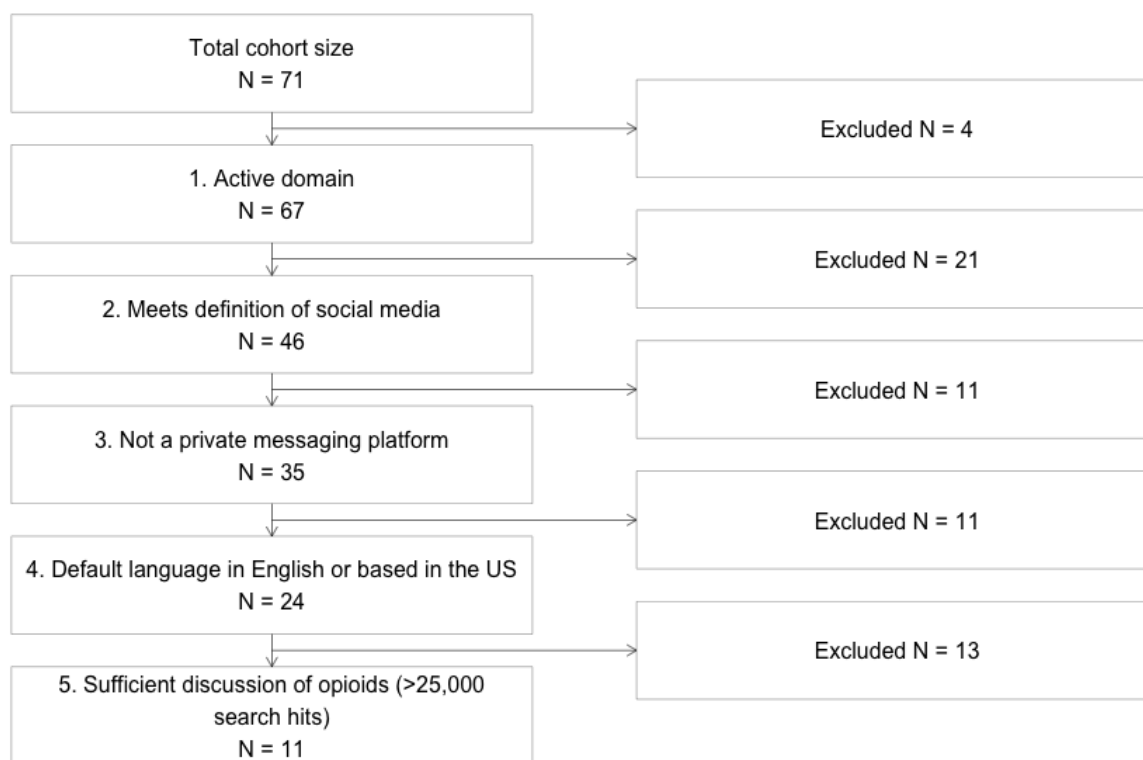
120 We took the union of the platforms found from the sources listed in Methods to create a
121 superset of 71 candidate platforms (**Supplementary Data S1**).

122 **Creating platform shortlist**

123 We applied our shortlisting criteria to the 71 platforms iteratively (**Figure 1, Table S2**).
124 Four platforms were not active as of July 2023. Twenty-one active platforms did not meet our
125 definition of social media and 11 active platforms were private messaging platforms. Eleven
126 active social media sites were not based in the United States or did not have English as the default
127 language for a user in the United States. Among the remaining sites, 13 platforms returned fewer
128 than 25,000 query results on the selected opioid keywords.

129 This process left 11 (15.5%) platforms for further evaluation: Bluelight, drugs-forum.com,
130 Facebook, Instagram, LinkedIn, Pinterest, Reddit, TikTok, Tumblr, X (formerly Twitter), and
131 YouTube.

132 Characteristics of these platforms are described in **Table 1**.



136
137 **Fig. 1. Platform shortlisting consort diagram.** Consort diagram of iterative exclusion
138 criteria to attain shortlist of 11 social media platforms for further characterization.

139
140 **Measuring the volume of opioid-related discussion**

141 The type and volume of publicly available opioid-related text varied across platforms
142 (Figure 2, Figure 3, Figure S1, Table S3, Table S4). We observed the highest total volume of
143 opioid-related discussion on YouTube and Facebook (Figure 2a, Figure S1, Table S3). These
144 were followed by LinkedIn, TikTok, and Reddit. The platforms with the lowest total volume of
145 opioid-related discussion were Bluelight and drugs-forum.

146 Most platforms followed a linear relationship between the amount of formal opioid terms
147 and the amount of informal (including algospeak) opioid terms. TikTok and Instagram skewed
148 toward more informal term hits, and LinkedIn, Reddit, and X skewed toward more formal term
149 hits.

150 The relationship between the total number of informal hits versus the total number of
151 algospeak hits revealed similar trends (Figure 2b). The outliers reveal which platforms have more
152 algospeak, indicating a response to censorship. TikTok by far had the most amount of algospeak.
153 Instagram and X also skewed toward algospeak. LinkedIn and Reddit both skewed away from
154 algospeak.

155 While having less drug-related discussion overall, Bluelight and drugs-forum had
156 dramatically higher rates of drug discussion relative to non-drug discussion (**Figure 3a**). Among
157 the social media platforms with general scope, TikTok and Facebook had the highest relative
158 amount of drug discussion compared to non-drug discussion.

Table 1. Summary of characteristics of shortlisted social media platforms. “Platform focus” gives a brief description of the primary usage of the platform. “Text data available” lists the types of text content that the platform contains, as determined by manual inspection of platforms. “Drug discussion not restricted” column has a checkmark if the platform does not restrict drug-related discussion, and an X if the platform has some form of restrictions, as determined by inspection of platform terms of use (provided in **Supplementary Text S7**). “Has API” column has a checkmark if the platform has an API available (whether the API is freely available or requires authorization before access), and an X if not. “Has research portal” column has a checkmark if the platform has a non-API platform for acquisition of platform data or to receive more information about collaboration with the platform, and an X if not. API and research portal designations were determined by inspection of platform data availability (provided in **Supplementary Text S8**). “Previously researched for opioid pharmacovigilance” column reflects the relative amount of prior research related to opioid surveillance, with a checkmark indicating some prior use in the literature, two checkmarks indicating high prior use in the literature, and an X indicating no prior use in the literature (see “Prior Use in Research Literature” section of **Results**). “Geolocation available” column has a checkmark if explicit geolocation data is provided for *any* platform content (this does not indicate explicit geolocation available for all content), and an X if not, as determined by inspection of public-facing platform data specifications (see “Evaluating data accessibility for academic research purposes” section of **Results**). “Example of geolocation inference strategy” column provides one possible method for inferring geolocation of platform content, based on inference strategies previously employed in the broader literature (see “Evaluating data accessibility for academic research purposes section” of **Results**).

Platform Name	Platform focus	Text data available	Platform URL	Drug discussion not restricted?	Has API?	Has research portal?	Previously researched for opioid pharmacovigilance?	Geolocation available?	Example of geolocation inference strategy
Bluelight	Discussion of drug use and recovery	Forum posts	bluelight.org	<input type="checkbox"/>	<input checked="" type="checkbox"/>	<input type="checkbox"/>	<input checked="" type="checkbox"/>	<input checked="" type="checkbox"/>	Self-described location of user
drugs-forum	Discussion of drug use and recovery	Forum posts	drugs-forum.com	<input type="checkbox"/>	<input checked="" type="checkbox"/>	<input checked="" type="checkbox"/>	<input type="checkbox"/>	<input checked="" type="checkbox"/>	Self-described location of user
Facebook	Personal profiles	Posts, comments	facebook.com	<input checked="" type="checkbox"/>	<input type="checkbox"/>	<input checked="" type="checkbox"/>	<input type="checkbox"/>	<input type="checkbox"/>	Consensus of

	and friend activity	nts, captions							friend locations
Instagram	Sharing photos and videos	Captions, comments	instagram.com	?	□	?	□	□	Consensus of friend locations
LinkedIn	Professional networking	Posts, comments	linkedin.com	?	□	?	?	□	Location-specific company
Pinterest	Visual curation	Captions, comments	pinterest.com	?	?	□	□	?	Cross-posting to geolocatable platform
Reddit	Community networks and discussion	Posts, comments, captions	reddit.com	□	□	?	□ □	?	Location-specific subreddits
TikTok	Sharing short videos	Captions, comments, transcripts	tiktok.com	?	□	?	?	□	Location-specific hashtags
Tumblr	Microblogging	Posts, comments, captions	tumblr.com	?	□	?	□	?	Cross-posting to geolocatable platform
X (Twitter)	Broadcasting short posts	Posts, comments	twitter.com	?	□	?	□ □	□	Self-described location of user
YouTube	Sharing videos	Captions,	youtube.com	?	□	?	□	?	Location-

		comments, transcripts							specific hashtags
--	--	--------------------------	--	--	--	--	--	--	----------------------

189

190

191

192

193

194

195

196

197

198

199

200

201

202

203

204

205

206

207

208

209

210

211

212

213

214

215

216

217

218

219

220

221

222

223

224

225

We visualized the relative amounts of informal and algospeak term hits for the 11 platforms (**Figure 3b**). Bluelight and drugs-forum show large separation from the nine general social media platforms, especially with respect to informal (non-algospeak) terms. Of the nine general social media platforms, Facebook and TikTok had the highest relative amounts of drug discussion with respect to both informal and algospeak term hits.

Content restrictions and censorship policies

All eleven shortlisted platforms state expectations regarding drug-related discussion (**Supplementary Text S7**). High-level classifications of content policies are shown in **Table 1**.

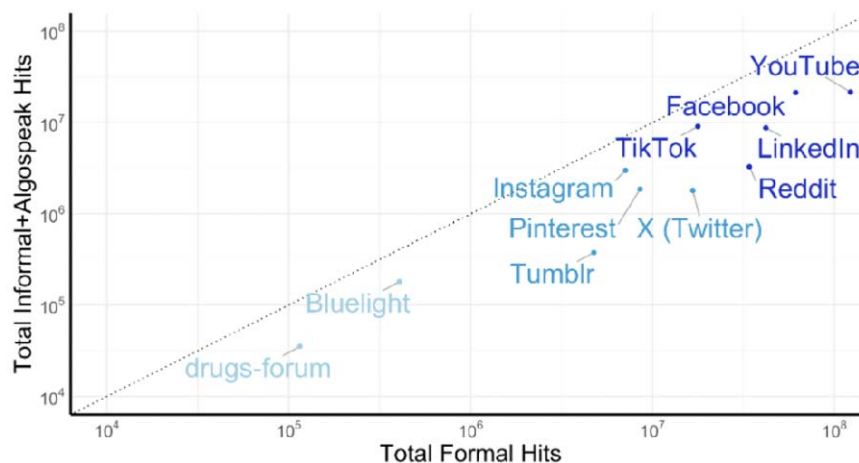
All eleven platforms state that the sale of illicit substances is not allowed. Facebook, Instagram, TikTok, and YouTube state that posting content related to recreational use of drugs is prohibited. TikTok underscores that such content is dangerous for young people. These platforms make exceptions for recovery-oriented or educational content. LinkedIn prohibits depictions of “drug abuse.” Reddit includes communities focused on drug-related discussion, which are age-restricted. Bluelight and drugs-forum are distinct as forums dedicated to drug-related discussion. Both platforms state that they are safe spaces for discussion of all aspects of drug use and recovery.

Evaluating data accessibility for academic research purposes

Many platforms provide Application Programming Interfaces (APIs) for data extraction. Generally, APIs are available in tiers where more expensive versions provide more comprehensive access. Research APIs often provide free or discounted access to users affiliated with a research institute. In some cases, outside groups have maintained third-party APIs (*e.g.* Pushshift (12) for Reddit). We found that smaller drug-focused forums do not have APIs that allow for easy data extraction. We provide an overview of data access capabilities in **Table 1** and per-platform details in **Supplementary Text S8**.

An early-warning system for trends in the opioid epidemic requires geolocatability. The geolocation of social media content can be obtained directly from the platform or, if unavailable, inferred. Some social media platforms provide geolocation of users or posts. X (formerly Twitter) gives users the option to geotag their tweets. A small subset of users opt to do this (under 2% (20)). Many groups have leveraged geotagged tweets for opioid-related research (21–27) and other research areas (28, 29). It was possible to geotag a tweet with latitude and longitude coordinates until June 2019; since then, users can only tag tweets with place objects that have coordinate bounding boxes (20, 30, 31).

a)



b)

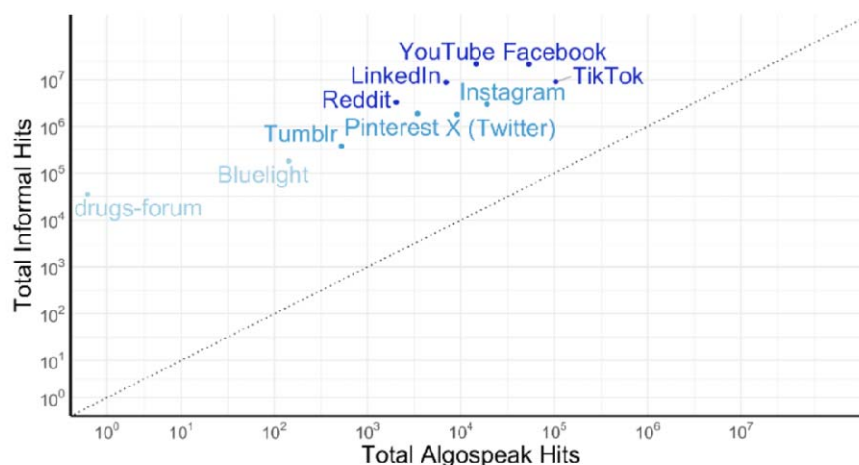


Fig. 2. Total term hits for all shortlisted platforms. Shown with a logarithmic scale. Platforms are clustered into three categories by volume of hits, shown by color (darker shade of blue indicates higher volume of hits). Dotted line shows $y=x$ diagonal.

(A) Total hits for formal opioid term list versus the sum of the total hits for the informal opioid term list and the algospeak opioid term list.

(B) Total hits for informal opioid term list versus algospeak opioid term list.

Similarly, Facebook (32), Instagram (33–36), and YouTube (37–39) give users the option to tag their content with geolocations. However, these tags can be used for purposes other than reporting the location from where the post was made (40). Facebook has a Data for Good program (41) which includes province-level GPS data from a subset of consenting users; previous work leveraged this data to study phenomena related to the COVID-19 pandemic (42, 43). State *et al.* used provided user and company locations to track migration patterns using LinkedIn (44).

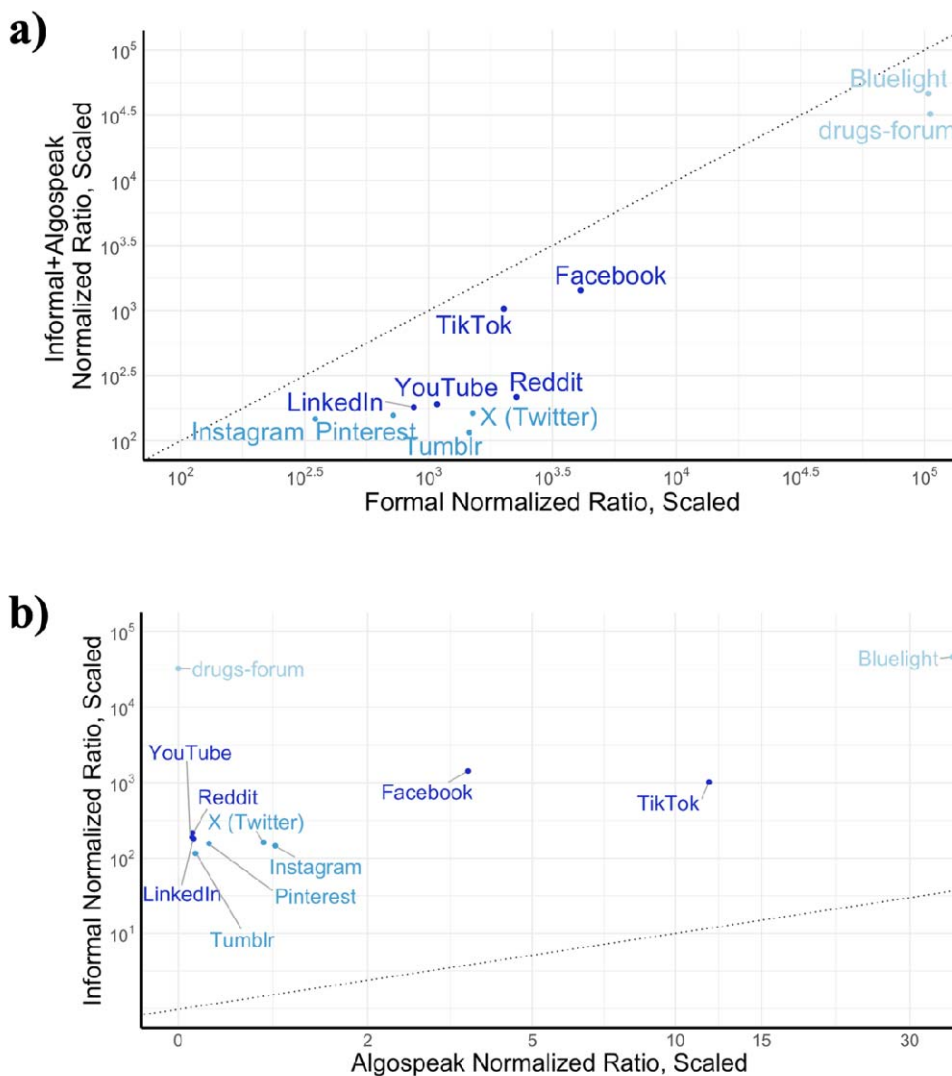


Fig. 3. Term hits normalized by number of hits for common nouns. Shown with a logarithmic scale and scaling factor of 100,000. As in Figure 2, platforms are clustered into three categories by total volume of hits, shown by color (darker shade of blue indicates higher volume of hits). Dotted line shows $y=x$ diagonal.

(A) Normalized hit ratios for formal opioid term list versus for informal opioid term list and algospeak opioid term list.

(B) Normalized hit ratios for informal opioid term list versus algospeak opioid term list.

The geolocatability of TikTok users has been prominently discussed in the US (45–47). Like other social media platforms, TikTok uses user location to personalize their content feed and allows users to add location tags to their videos (48). Various groups have characterized the privacy aspect of geolocation on TikTok (49, 50), but there is little research using tagged locations for geographically-informed analysis. Zanettou *et al.* recruited consenting users to donate their geotagged data, which each user can request under the EU’s GDPR regulation (51).

Many online forums allow users to indicate their location on their profile. This is required on drugs-forum and optional on Bluelight. These location entries are unstandardized free text and

262 can be anything from cities (e.g. “palo alto”, “Palo Alto, CA”), states (e.g. “CA, USA”,
263 “California”, “cali”), regions (e.g. “NorCal”, “west coast”), countries (e.g. “USA”, “U.S.”,
264 “america”), or abstract concepts meant to be jokes (e.g. “none of your business”). Previous work
265 has used the location fields on Bluelight and drugs-forum user profiles to geolocate data to the
266 county- (52) or country-level (53).

267 Other platforms contain similar location fields, though these are less frequently populated
268 than on forums. Schwartz *et al.* processed these optional location entries on X to create the
269 County Tweet Lexical Bank, a dataset of tweets geolocated at the county level (54). Several
270 groups have leveraged the County Tweet Lexical Bank and datasets assembled by similar
271 methods for opioid-related (8, 9, 26, 55, 56) and non-opioid-related (57, 58) work. Others have
272 used named entity recognition to extract unambiguous place names from social media text (59–
273 62).

274 Several groups have used the hashtag search functionality on TikTok to obtain content
275 relevant to geographic regions (e.g. specific countries) (63, 64). Similarly, Hu and Conway pulled
276 text from country-specific subreddits as a proxy for geolocation (65); Delbruel *et al.* examined the
277 association between YouTube video tags and geolocation (66); and Goyer *et al.* used keyword
278 search to identify Reddit and X posts relevant to Canada and manually identified Canadian
279 Facebook groups from which to extract content (67).

280 A key feature of social networks is that users are connected (through “friendship”,
281 “following”, *etc.*) to other users with whom they often share characteristics or interests;
282 sometimes we can infer the location of a user based on the locations of users to whom they are
283 connected. For example, someone who almost exclusively follows people based in New York
284 City on Instagram is likely to also be based in New York City. This line of reasoning has been
285 used extensively for X (68–70) because it requires the social network being partially labeled with
286 geolocation.

287 Examining a social media user’s posts beyond the topic of interest and profile information
288 beyond an explicitly stated location can also yield a proxy for geolocation. This strategy is often
289 used for Reddit as it is facilitated by explicit subforum (subreddit) topics and post titles, key
290 features of this platform. Several groups have used the assumption that if a Reddit user frequently
291 posts in a city-specific subreddit, then they are likely to live or spend a significant amount of time
292 in that city (e.g. posting frequently in r/sanfrancisco implies living in San Francisco) (2, 71, 72).
293 Others have also searched for posts with the topic of “where are you from?” or instances of the
294 phrase “I live in…” (72, 73) and leveraged user “flairs” (tags that Reddit users can add to their
295 username) (72) to geolocate Reddit users.

296 Numerous packages for predicting geolocation from social media data exist. Free
297 packages used previously for geolocating social media text (7, 74) include Carmen (75) and
298 geopy (76); paid services used previously for geolocating social media text (77–79) include
299 Iconosquare (80), Brandwatch (formerly Crimson Hexagon) (81), and Reputation (formerly Nuvi)
300 (82). Additionally, many other groups have created geolocation inference methods (32, 83–86).
301 While these methods can facilitate geotagging, the accuracy of such methods decreases with time
302 (87).

303 A final strategy to obtain geolocation estimates is to link users to accounts on a different
304 platform that does have geolocation. For example, while Tumblr does not provide geolocation,
305 Tumblr users can share their posts to X. Xu *et al.* leveraged this cross-posting to obtain
306 geolocation information for Tumblr users (62, 88).

307 We summarize geolocation inference strategies for each of the shortlisted platforms in
308 **Table 1.**

309

310 **Prior use in research literature**

311 Of all shortlisted platforms, X and Reddit were the most commonly used in existing
312 literature. The work using these two platforms ranges from correlating opioid-related discussion
313 volume and opioid-related overdose death rates (2, 7–10, 25, 26, 55, 56), characterizing trends
314 and themes in online discussion of opioids, opioid use, and OUD treatment (4, 21–24, 55, 59, 72,
315 89–118), and characterizing public sentiment towards the opioid epidemic (23, 67, 79, 95, 109,
316 119, 120). Many groups have created models to identify posts on X and Reddit related to opioids
317 (42,43,109,134–138), and one group created a pipeline to infer demographic information of the
318 identified cohort (126). Others have used these platforms to characterize factors that influence
319 opioid use, recovery, and the opioid epidemic generally (6, 8, 127–131), with particular interest
320 shown to the impact of the COVID-19 pandemic (90, 107, 132–140) and co-use between opioids
321 and other drugs (141, 142).

322 The platforms with the next most volume of prior work were Instagram and Facebook.
323 Previous work used these data to examine aspects of opioid use (143–145), to characterize content
324 related to drug sales (146–149), to identify emerging psychoactive substances (108), and to study
325 public reactions to the opioid epidemic (67, 150, 151). Though Instagram is an image-focused
326 platform, nearly all studies used text from captions and comments for analysis. Facebook text data
327 was obtained from public groups and pages.

328 YouTube, Tumblr, and drugs-forum have seen modest usage in text-based research
329 focused on the opioid epidemic. YouTube comments have been analyzed with NLP techniques to
330 characterize sentiments toward opioid use (152) and the opioid epidemic (153). YouTube and
331 drugs-forum were both used to characterize misinformation related to OUD medications (92,
332 118). Catalani *et al.* searched YouTube and Tumblr for content about emerging psychoactive
333 substances (108). Others have used Tumblr text data to detect opioid sales (146, 154, 155). Paul *et*
334 *al.* (53) and Lee *et al.* (156) used drugs-forum text data to establish correlations with NSDUH
335 survey data. Drugs-forum has also been used to monitor other drugs (157, 158).

336 We did not find relevant prior work using Pinterest, TikTok, Bluelight, or LinkedIn.
337 Previous work used Pinterest and TikTok to study portrayals of drugs other than opioids (159–
338 166). Vosburg *et al.* (167) and Soussan and Kjellgren (168) used Bluelight in the context of
339 recruiting participants for studies related to opioid use. Our PubMed query returned no results
340 related to opioid research for LinkedIn.

341

342

343 **Discussion**

344 Social media data signals correlate with trends in the opioid epidemic. Although existing
345 research has leveraged social media platforms to analyze such phenomena, most research has
346 focused on only a few of the platforms currently in use. We have characterized the utility and
347 accessibility of platforms with potential for monitoring opioid-related discussion to motivate
348 future research and give a more complete perspective of emerging trends in the North American
349 opioid epidemic.

350 We found that all eleven shortlisted platforms contain notable volumes of opioid-related
351 discussion. Beyond total volume of opioid-related content, other factors affecting utility in an
352 opioid epidemic surveillance system include degree of censorship, user base demographics, and
353 geolocatability. In addition, the accessibility and stability of these data sources affect their utility
354 for public health research or surveillance. While we highlight APIs for shortlisted platforms, not
355 all drug-related discussion or user metadata are available through official APIs. Recently, some

356 platforms have shifted from freely available APIs to paywalled versions, which may be cost-
357 prohibitive for large-scale projects. Evolving user language makes it challenging to capture
358 relevant discussions, as with the emergence of algospeak. While all shortlisted platforms are
359 potential sources for surveillance methods, we highlight TikTok, Facebook, and YouTube as
360 underutilized platforms with significant opioid-related content. Reddit and X have a rich existing
361 body of research and remain valuable data sources, but as their access has become restricted,
362 additional sources are necessary.

363 In this work, we did not differentiate between opioid mentions in the context of self-
364 disclosure of opioid use and other types of mentions because this distinction is not necessary for
365 correlation with opioid mortality rates or uncovering themes in perception of opioids (2).
366 Different downstream use cases will require different decisions on how to narrow the scope of
367 opioid mentions for analysis.

368

369 **Platform users, contents and dynamics affect research utility**

370 Platforms that allow open discussion of drug-related topics (*e.g.* Bluelight, drugs-forum)
371 or that grant pseudo-anonymity (*e.g.* X, Tumblr) afford freedom in discussing stigmatized topics.
372 This increases the amount of opioid mentions on a platform, as we observed. Platforms with high
373 levels of moderation may spur algospeak usage. This phenomenon has been described in the
374 literature with respect to TikTok (169–171).

375 Demographics play a key role in selecting social media platforms for surveillance of the
376 opioid epidemic. For example, the user base for TikTok skews to younger age groups. In a
377 Statista survey, 67% of respondents aged 18-19 and 56% of respondents aged 20-29 reported
378 TikTok use, compared to 38% of 40-49 year olds (172). Individuals who initiate opioid use at a
379 younger age are more susceptible to substance use disorders (173); monitoring discussions around
380 opioid use in younger people could help inform preventative programs. Facebook skews older,
381 with 75% of 30-49 year olds reporting that they use the platforms as opposed to 67% of 18-29
382 year olds (174). Platform demographics also vary by gender. A greater proportion of women than
383 men report using Facebook, Instagram, TikTok, and Pinterest, whereas a greater proportion of
384 men than women report using X and Reddit (174). Using multiple social media platforms in order
385 to monitor different demographics may be required in the context of the opioid epidemic. The
386 subset of platform users discussing opioids may have a different demographic makeup than the
387 overall platform user base; accordingly, demographic attributes such as race, age, and gender for
388 opioid-mentioning users are critical for evaluating whether populations disproportionately
389 impacted by the opioid epidemic are represented. Such pipelines have been developed for social
390 media generally (175–178) and in the context of substance use (126). Many of these tools have
391 demonstrated good performance at the population scale. However, they are not suitable for
392 estimating demographic attributes (especially race and gender) of individual social media
393 accounts, as these are sensitive and may require additional human subject research protections.
394 They may also introduce stereotype, error, and erasure of minority identities.

395 Most prior work in social media pharmacovigilance has been conducted using X and
396 Reddit. They have high volume of content (both in total and drug-related), formerly freely
397 accessible APIs, and inferrable or explicitly-provided geolocation data. However, other platforms
398 used less in research share these attributes. We have identified potential geolocation inference
399 strategies for all 11 shortlisted platforms. Facebook, YouTube, TikTok, and LinkedIn emerged as
400 platforms with high total volumes of opioid-related discussion but low prior use in the literature.
401 According to Pew Research Center, Facebook and YouTube are the most-used online platforms
402 by Americans as of January 2024 (174), and TikTok has emerged as a popular platform for youth.
403 We found that LinkedIn's high volume of opioid-related discussion was the result of people

404 sharing research and educational resources related to opioids. These four platforms may provide
405 insight supplementary to that from X and Reddit.

407 **API access to social media data can be limited**

408 It is not always possible to retrieve all data collected by a social media platform through
409 its API. Many social media platforms infer geolocation and demographic information from user
410 activity, but will omit such identifiers from available datasets. Some platforms only allow queries
411 from a subsample of data rather than the full historical archive. Alternatives to APIs for obtaining
412 data include manual search, web scraping of public webpages, or soliciting donation of private
413 data directly from users (67, 145, 150, 151, 179). Web scraping and third-party APIs may violate
414 a platform's terms of service.

415 Many platforms allow users to post content that is not publicly viewable and cannot be
416 obtained through APIs or web scraping. Users may discuss opioid use on social media among
417 their private networks, but share more filtered accounts publicly. If there are differences in users
418 that engage in public versus private discourse, data will be subject to selection biases. On
419 platforms with pseudo-anonymous users, private posts may be less prevalent.

421 **Changing business models affect platform availability and stability**

422 The policies of social media companies are rapidly evolving, leading to unstable data
423 access for research. For example, efforts to monetize the primary Reddit API effectively disabled
424 the third-party Pushshift API, which had previously facilitated the high volume of prior research
425 using the platform.

426 Data instability poses a challenge to surveilling opioid overdoses longitudinally.
427 Incorporating other data sources could make systems more robust to gaps in data access. Ideally,
428 mechanisms for working directly with social media companies would establish more stable data
429 access.

431 **Limitations**

432 The internet is dynamic. The way in which people use social media platforms to talk about
433 opioids will change with time, and this must be accounted for when analyzing this type of data.
434 Informal language constantly evolves, and the terms used here may not be in use in the future.
435 Here, we detailed a procedure that used generative models to create a list of terms; we believe that
436 these methods could be used in the future to update informal opioid term lists. However,
437 workflows based on generative models cannot capture emergent slang terms that differ from those
438 in their training data. To circumvent this limitation of a generative AI approach, the best strategy
439 may be to identify drug-related terms directly from the dataset.

440 The use of social media data requires careful ethical consideration – particularly with
441 respect to privacy. Even publicly-visible social media posts related to opioids are sensitive in
442 nature and may not be suitable to share via research publication because they relate to a
443 vulnerable population. Social media data mining may also disrupt user trust in social media and
444 may lead to altered behavior. Although there is no standard ethical guidance for research on
445 mined social media data (180), good practices include redacting usernames or other identifiable
446 information from shared data, paraphrasing posts instead of publishing direct quotes, and actively
447 engaging with community moderators. Research should not contribute to stigmatization,
448 individual-level surveillance, and harm to vulnerable populations. The ethical issues inherent to

449 analysis of social media data, and suggestions on how to conduct such research ethically, are
450 addressed in (181).

451 We used Google search queries as an estimate of the volume of public opioid-related
452 discussion. We use this proxy rather than accessing and processing text-based content from each
453 platform, which would require substantial computing resources. These estimates may be
454 influenced by how Google indexes web pages. Platforms owned by Google, such as Youtube,
455 may be overrepresented in search results. Other platforms may restrict access to unregistered
456 users, impacting how Google can process their webpages (182). We have provided an initial
457 estimate of the volume of opioid-related discussion on each site, but the actual amount of
458 accessible data may vary.

459 A key limitation of our analysis is its explicit focus on English text data on platforms
460 primarily serving North America. Our choice to focus on North America was driven by the
461 severity of the opioid epidemic in the United States and Canada. However, OUD is a global
462 problem and analysis beyond North America is needed. We also recognize that there are likely
463 substantial opioid-related discussions in languages other than English within North America.
464 According to the U.S. Census Bureau, over 20% of Americans speak a language other than
465 English at home (183). Nevertheless, our methods can be repurposed for other countries and
466 languages. For example, to conduct a similar analysis for South America, one should shortlist
467 platforms widely used in South America with significant Spanish and Portuguese language
468 content, as well as construct Spanish and Portuguese term lists with formal and informal terms for
469 the most common opioids in South America. Future research in leveraging social media platforms
470 for pharmacovigilance of the opioid epidemic in regions other than North America and languages
471 other than English would enable a more complete assessment of this worldwide crisis.

472 Finally, we recognize that social media cannot fully capture all phenomena relevant to the
473 opioid epidemic. Integrating social media data with other sources, such as emergency medical
474 services, drug seizure records, and wastewater analysis, may supplement shortcomings and
475 increase the efficacy of an early-warning system.

476

477 **Materials and Methods**

478 **Experimental Design**

479 The objective of this study was to identify social media platforms that have been
480 underutilized in text-based research monitoring the opioid epidemic but contain opioid-
481 related discussion and have characteristics favorable for large-scale research. The study
482 consisted of three components: the broad platform identification stage, the platform
483 shortlisting stage, and the platform characterization stage. The prespecified criteria and
484 methods are detailed for each stage in their respective subsections below.

485

486 **Identifying social media platforms**

487 We compiled a list of social media platforms that may contain content related to
488 opioid use, substance use disorders, and/or addiction treatment and recovery. We used
489 three criteria to select platforms: a platform must either be 1) a general-purpose social
490 platform with widespread use; 2) used previously in research for drug-related surveillance;
491 or 3) a platform with a history of drug-related transactions.

492 With the first criterion, we sought to include all current major social media
493 platforms, as any large general-purpose platform for online discourse is likely to include
494 mentions of opioids. We included all platforms with more than 100M monthly active users

495 worldwide, as per the list compiled by Wikipedia (184). We also included all platforms
496 that the Stanford Digital Economy Lab identified as “digital goods” due to their
497 widespread use and relevance (14).

498 We anticipated that smaller platforms with focus on drug-related conversation
499 could also be useful data sources. For the second criterion, we searched relevant literature
500 for studies using social media as a data source for drug-related surveillance work, “social
501 media”, and “pharmacovigilance”. We identified studies and reviews using social media
502 and discussion forums for surveillance of illicit drug use (146, 186–188) and of general
503 adverse drug reactions (53, 186, 189–196). We included all platforms used by the
504 identified studies and reviews.

505 For the third criterion, we sought to include platforms with a history of illicit drug
506 transactions. We identified popular online marketplaces and social messaging platforms
507 known to have previously been used to coordinate illicit drug sales (89, 197–203)

509 **Creating platform shortlist**

510 We determined if each platform 1) had an active web domain or mobile
511 application, 2) met the Knight First Amendment Institute definition of social media (204),
512 3) had a primary function other than private messaging, 4) was based in the US/Canada or
513 had English as the default language for US-based users, and 5) returned more than 25,000
514 Google search hits for a set of opioid-related terms. Platforms that met all five criteria
515 were shortlisted for evaluation. A description of the shortlisting process can be found in
516 **Supplementary Text S1**.

518 **Measuring the volume of opioid-related discussion**

519 We used the number of hits returned by Google search results when querying
520 opioid-related terms to approximate the amount of opioid-related discussion on each
521 platform. While an imprecise approach, Google search matches allowed us to characterize
522 the general volume of opioid mentions on each platform and make comparisons between
523 platforms in an efficient, standardized manner.

524 We formatted the queries so as to only yield results from the specific platform’s
525 domain, *e.g.* when assessing Facebook, we limited results to only be those from
526 facebook.com. We assembled three lists of opioid-related terms: “formal,” “informal,” and
527 “algospeak.”

528 The “formal” opioid term list includes generic names and brand names of opioids
529 that are currently key drivers of the opioid epidemic in North America (prescription
530 opioids and fentanyl). While heroin drove the second wave of the North American opioid
531 epidemic, and remains a primary cause of opioid overdose deaths in other regions, we
532 excluded it from our term lists in an effort to narrow our focus to the largest threats in the
533 current North American opioid epidemic. These terms are the same as those used to select
534 for platforms with high opioid discussion in the shortlisting phase (**Supplementary Text**
535 **S1, Supplementary Text S2**).

536 The “informal” opioid term list includes slang, misspellings, and other brand
537 names. Because language on social media is often informal, such terms are important for
538 capturing the full scale of opioid-related discussion. We previously found that GPT-3
539 (205) is able to generate slang for drugs of addiction at scale (206). We took validated
540 GPT-3-generated slang terms for five opioids prominent in the current North American

541 opioid epidemic (four prescription opioids: codeine, morphine, oxycodone, and
542 oxymorphone; and fentanyl) and removed terms that had common non-drug meanings. To
543 keep the scale similar to the formal term analysis, we reduced the list to the 20 terms most
544 frequently generated by GPT-3 (**Supplementary Text S3**).

545 “Algospeak” is a phenomenon in which users of social media platforms
546 purposefully alter words to evade banning and censorship (169). For example, a poster on
547 social media may refer to fentanyl as “f3ntanyl.” The set of terms generated by GPT-3 did
548 not include algospeak. We created an “algospeak” term list using GPT-4 (**Supplementary**
549 **Text S4, S5**).

550 We used the Google Search API with default parameters to query for the number
551 of English-language hits specific to a given social media website for each of the formal
552 opioid terms, informal opioid terms, and algospeak opioid terms. To reduce variation, all
553 search queries were executed on January 29, 2024. We tabulated the total number of hits
554 per list to estimate the total volume of opioid discussion on each of the shortlisted
555 platforms. Additionally, we normalized the number of opioid-related hits by the number of
556 hits returned for queries of “household terms”, chosen from Corpus Of Contemporary
557 American English to represent the most common nouns used in the English language
558 (**Supplementary Text S6, S9-11**). This ratio represents how prominent opioid discussion
559 is relative to other content on the platform, allowing for comparison between platforms
560 with varying popularity. However, we note that because the success of downstream
561 analysis depends upon having sufficient opioid-related text data, popular platforms with a
562 greater total number of opioid-related hits may be preferable to smaller platforms enriched
563 for opioid-related discussion. In the following analyses, we combine the informal and
564 algospeak normalized ratios, as algospeak is a special case of informal language.

566 **Content restrictions and censorship policies**

567 We analyzed the content restriction and censorship policies of social media sites
568 by referencing the sites’ terms of use and user agreements.

570 **Evaluating data accessibility for academic research purposes**

571 We sourced information regarding data access for research purposes from public
572 information on each website. We used this information to determine whether geolocation
573 is provided for any accessible data.

575 **Assessing prior use of platforms in research literature**

576 We conducted PubMed searches to identify literature relevant to each of the
577 shortlisted platforms that focuses on applications to the opioid epidemic. We searched for
578 articles with the name of the social media platform in the title or abstract (for less
579 commonly studied social media platforms, this criterion was broadened to presence
580 anywhere in the article) and either “opioids”, “opioid”, “opiates”, or “opiate” in the title or
581 abstract.

582 Example: (twitter[Title/Abstract]) AND (opioids[Title/Abstract] OR
583 opioid[Title/Abstract] OR opiates[Title/Abstract] OR opiate[Title/Abstract])

584 In addition, we substituted the term “social media” in place of the platform name.
585 Search queries were performed in March 2024; our results cover papers published until
586 that time.

587 We defined relevant literature as papers that describe a primary research study
588 analyzing data originating from at least one of our 11 shortlisted platforms to obtain
589 information related to opioid use. We excluded review papers, studies describing social
590 media-based interventions, and studies that only used social media as a participant
591 recruitment tool. We evaluated the abstract and, if required, the full text of all papers
592 returned by the described PubMed queries to determine if they met these criteria.

593 **Statistical Analysis**

594 Not applicable.

596 **References**

- 597 1. J. J. Palamar, Barriers to accurately assessing prescription opioid misuse on
598 surveys. *Am. J. Drug Alcohol Abuse* **45**, 117–123 (2019).
- 599 2. A. Lavertu, T. Hamamsy, R. B. Altman, Monitoring the opioid epidemic via social
600 media discussions. [Preprint] (2021). <https://doi.org/10.1101/2021.04.01.21254815>.
- 601 3. B. N. Rutherford, C. C. W. Lim, B. Johnson, B. Cheng, J. Chung, S. Huang, T.
602 Sun, J. Leung, D. Stjepanović, G. C. K. Chan, #TurntTrending: a systematic review of
603 substance use portrayals on social media platforms. *Addiction* **118**, 206–217 (2023).
- 604 4. C. L. Hanson, B. Cannon, S. Burton, C. Giraud-Carrier, An Exploration of Social
605 Circles and Prescription Drug Abuse Through Twitter. *J. Med. Internet Res.* **15**, e189 (2013).
- 606 5. Y. Fan, Y. Zhang, Y. Ye, X. li, W. Zheng, “Social Media for Opioid Addiction
607 Epidemiology: Automatic Detection of Opioid Addicts from Twitter and Case Studies” in
608 *Proceedings of the 2017 ACM on Conference on Information and Knowledge Management*
609 (Association for Computing Machinery, New York, NY, USA, 2017);
610 <https://dl.acm.org/doi/10.1145/3132847.3132857>) *CIKM '17*, pp. 1259–1267.
- 611 6. Z. Yang, L. Nguyen, F. Jin, Predicting Opioid Relapse Using Social Media Data.
612 arXiv arXiv:1811.12169 [Preprint] (2018). <https://doi.org/10.48550/arXiv.1811.12169>.
- 613 7. M. Chary, N. Genes, C. Giraud-Carrier, C. Hanson, L. S. Nelson, A. F. Manini,
614 Epidemiology from Tweets: Estimating Misuse of Prescription Opioids in the USA from
615 Social Media. *J. Med. Toxicol.* **13**, 278–286 (2017).
- 616 8. S. Giorgi, D. B. Yaden, J. C. Eichstaedt, L. H. Ungar, H. A. Schwartz, A.
617 Kwarteng, B. Curtis, Predicting U.S. county opioid poisoning mortality from multi-modal
618 social media and psychological self-report data. *Sci. Rep.* **13**, 9027 (2023).
- 619 9. M. Matero, S. Giorgi, B. Curtis, L. H. Ungar, H. A. Schwartz, Opioid death
620 projections with AI-based forecasts using social media language. *Npj Digit. Med.* **6**, 1–11
621 (2023).
- 622 10. S. A. Sumner, D. Bowen, K. Holland, M. L. Zwald, A. Vivolo-Kantor, G. P. Guy
623 Jr, W. J. Heuett, D. P. Pressley, C. M. Jones, Estimating Weekly National Opioid Overdose
624 Deaths in Near Real Time Using Multiple Proxy Data Sources. *JAMA Netw. Open* **5**,
625 e2223033 (2022).
- 626 11. M. S. Jalali, M. Botticelli, R. C. Hwang, H. K. Koh, R. K. McHugh, The opioid
627 crisis: a contextual, social-ecological framework. *Health Res. Policy Syst.* **18**, 87 (2020).

- 528 12. J. Baumgartner, S. Zannettou, B. Keegan, M. Squire, J. Blackburn, “The Pushshift
529 Reddit Dataset” in *Proceedings of the International AAAI Conference on Web and Social
530 Media* (2020; <https://ojs.aaai.org/index.php/ICWSM/article/view/7347>)vol. 14, pp. 830–839.
- 531 13. M. Conway, M. Hu, W. W. Chapman, Recent Advances in Using Natural
532 Language Processing to Address Public Health Research Questions Using Social Media and
533 ConsumerGenerated Data. *Yearb. Med. Inform.* **28**, 208–217 (2019).
- 534 14. The Lancet Regional Health – Americas, Opioid crisis: addiction, overprescription,
535 and insufficient primary prevention. *Lancet Reg. Health - Am.* **23**, 100557 (2023).
- 536 15. H. M. A. Kaafarani, K. Han, M. El Moheb, N. Kongkaewpaisan, Z. Jia, M. W. El
537 Hechi, S. Van Wijck, K. Breen, A. Eid, G. Rodriguez, M. Kongwibulwut, A. T. Nordestgaard,
538 J. V. Sakran, H. Ezzeddine, B. Joseph, M. Hamidi, C. Ortega, S. L. Flores, B. J. Gutierrez-
539 Sougarret, H. Qin, J. Yang, R. Gao, Z. Wang, Z. Gao, S. Prichayudh, S. Durmaz, G. Van Der
540 Wilden, S. Santin, M. A. F. Ribeiro, N. Noppakunsomboom, R. Alami, L. El-Jamal, D.
541 Naamani, G. Velmahos, K. D. Lillemoe, Opioids After Surgery in the United States Versus
542 the Rest of the World: The International Patterns of Opioid Prescribing (iPOP) Multicenter
543 Study. *Ann. Surg.* **272**, 879–886 (2020).
- 544 16. L. Manchikanti, A. Singh, Therapeutic Opioids: A Ten-Year Perspective on the
545 Complexities and Complications of the Escalating Use, Abuse, and Nonmedial Use of
546 Opioids. *Pain Physician* **11**, S63–S88.
- 547 17. K. Humphreys, C. L. Shover, C. M. Andrews, A. S. B. Bohnert, M. L. Brandeau, J.
548 P. Caulkins, J. H. Chen, M.-F. Cuéllar, Y. L. Hurd, D. N. Juurlink, H. K. Koh, E. E. Krebs, A.
549 Lembke, S. C. Mackey, L. Larrimore Ouellette, B. Suffoletto, C. Timko, Responding to the
550 opioid crisis in North America and beyond: recommendations of the Stanford–Lancet
551 Commission. *The Lancet* **399**, 555–604 (2022).
- 552 18. G. A. Kalkman, C. Kramers, W. Van Den Brink, A. F. A. Schellekens, The North
553 American opioid crisis: a European perspective. *The Lancet* **400**, 1404 (2022).
- 554 19. R. Brown, A. Morgan, The opioid epidemic in North America: Implications for
555 Australia. *Trends Issues Crime Crim. Justice* (2019).
- 556 20. Advanced filtering for geo data.
557 <https://developer.twitter.com/en/docs/tutorials/advanced-filtering-for-geo-data>.
- 558 21. L. Flores, S. D. Young, Regional Variation in Discussion of Opioids on Social
559 Media: A Qualitative Study. *J. Addict. Dis.* **39**, 316–321 (2021).
- 560 22. A. J. Calac, T. McMann, M. Cai, J. Li, R. Cuomo, T. K. Mackey, Exploring
561 substance use disorder discussions in Native American communities: a retrospective Twitter
562 infodemiology study. *Harm. Reduct. J.* **19**, 141 (2022).
- 563 23. S. Tibebe, V. C. Chang, C.-A. Drouin, W. Thompson, M. T. Do, At-a-glance -
564 What can social media tell us about the opioid crisis in Canada? *Health Promot. Chronic Dis.
565 Prev. Can. Res. Policy Pract.* **38**, 263–267 (2018).
- 566 24. Z. Tacheva, A. Ivanov, Exploring the Association Between the “Big Five”
567 Personality Traits and Fatal Opioid Overdose: County-Level Empirical Analysis. *JMIR Ment.
568 Health* **8**, e24939 (2021).
- 569 25. R. Cuomo, V. Purushothaman, A. J. Calac, T. McMann, Z. Li, T. Mackey,
570 Estimating County-Level Overdose Rates Using Opioid-Related Twitter Data:
571 Interdisciplinary Infodemiology Study. *JMIR Form. Res.* **7**, e42162 (2023).

- 572 26. A. Sarker, G. Gonzalez-Hernandez, Y. Ruan, J. Perrone, Machine Learning and
573 Natural Language Processing for Geolocation-Centric Monitoring and Characterization of
574 Opioid-Related Social Media Chatter. *JAMA Netw. Open* **2**, e1914672 (2019).
- 575 27. S. J. Fodeh, M. Al-Garadi, O. Elsankary, J. Perrone, W. Becker, A. Sarker,
576 Utilizing a multi-class classification approach to detect therapeutic and recreational misuse of
577 opioids on Twitter. *Comput. Biol. Med.* **129**, 104132 (2021).
- 578 28. J. Yin, Y. Gao, G. Chi, An Evaluation of Geo-located Twitter Data for Measuring
579 Human Migration. *Int. J. Geogr. Inf. Sci. IJGIS* **36**, 1830–1852 (2022).
- 580 29. O. Kellert, N. H. Matlis, Geolocation of multiple sociolinguistic markers in
581 Buenos Aires. *PLoS ONE* **17**, e0274114 (2022).
- 582 30. J. Cao, H. H. Hochmair, F. Basheeh, The Effect of Twitter App Policy Changes on
583 the Sharing of Spatial Information through Twitter Users. *Geographies* **2**, 549–562 (2022).
- 584 31. A. Kruspe, M. Häberle, E. J. Hoffmann, S. Rode-Hasinger, K. Abdulahhad, X. X.
585 Zhu, Changes in Twitter geolocations: Insights and suggestions for future usage. arXiv
586 arXiv:2108.12251 [Preprint] (2021). <https://doi.org/10.48550/arXiv.2108.12251>.
- 587 32. Y.-C. Lin, C.-M. Lai, J. W. Chapman, S. F. Wu, G. A. Barnett, “Geo-Location
588 Identification of Facebook Pages” in *2018 IEEE/ACM International Conference on Advances
589 in Social Networks Analysis and Mining (ASONAM)* (2018);
590 <https://ieeexplore.ieee.org/abstract/document/8508816>), pp. 441–446.
- 591 33. R. B. Correia, L. Li, L. M. Rocha, Monitoring Potential Drug Interactions and
592 Reactions via Network Analysis of Instagram User Timelines. *Pac. Symp. Biocomput.* **21**,
593 492–503 (2016).
- 594 34. J.-P. Allem, K.-H. Chu, T. B. Cruz, J. B. Unger, Waterpipe Promotion and Use on
595 Instagram: #Hookah. *Nicotine Tob. Res.* **19**, 1248–1252 (2017).
- 596 35. B. T. van Zanten, D. B. Van Berkel, R. K. Meentemeyer, J. W. Smith, K. F.
597 Tieskens, P. H. Verburg, Continental-scale quantification of landscape values using social
598 media data. *Proc. Natl. Acad. Sci. U. S. A.* **113**, 12974–12979 (2016).
- 599 36. K. D. Mukhina, S. V. Rakitin, A. A. Visheratin, Detection of tourists attraction
700 points using Instagram profiles. *Procedia Comput. Sci.* **108**, 2378–2382 (2017).
- 701 37. Y.-C. Song, Y.-D. Zhang, J. Cao, T. Xia, W. Liu, J.-T. Li, Web Video Geolocation
702 by Geotagged Social Resources. *IEEE Trans. Multimed.* **14**, 456–470 (2012).
- 703 38. G. Friedland, O. Vinyals, T. Darrell, “Multimodal location estimation” in
704 *Proceedings of the 18th ACM International Conference on Multimedia (ACM, Firenze Italy,*
705 *2010; <https://dl.acm.org/doi/10.1145/1873951.1874197>)*, pp. 1245–1252.
- 706 39. K. Gavrić, D. Čulibrk, M. Mirković, V. Crnojević, “Using YouTube data to
707 analyze human continent-level mobility” in *2011 International Conference on Computational
708 Aspects of Social Networks (CASoN)* (2011);
709 <https://ieeexplore.ieee.org/abstract/document/6085945>), pp. 207–210.
- 710 40. J. Baik, The Geotagging Counterpublic: The Case of Facebook Remote Check-Ins
711 to Standing Rock. *Int. J. Commun.* **14**, 21 (2020).
- 712 41. Data For Good Tools and Data. <https://dataforgood.facebook.com/dfg/tools>.
- 713 42. R. Pérez-Arnal, D. Conesa, S. Alvarez-Napagao, T. Suzumura, M. Català, E.
714 Alvarez-Lacalle, D. Garcia-Gasulla, Comparative Analysis of Geolocation Information

- 715 through Mobile-Devices under Different COVID-19 Mobility Restriction Patterns in Spain.
716 *ISPRS Int. J. Geo-Inf.* **10**, 73 (2021).
- 717 43. K. Zaremba, Opening of hotels and ski facilities: Impact on mobility, spending,
718 and Covid-19 outcomes. *Health Econ.* **32**, 1148–1180 (2023).
- 719 44. B. State, M. Rodriguez, D. Helbing, E. Zagheni, “Migration of Professionals to the
720 U.S.” in *Social Informatics: 6th International Conference, SocInfo 2014, Barcelona, Spain,*
721 *November 11-13, 2014. Proceedings*, L. M. Aiello, D. McFarland, Eds. (Springer
722 International Publishing, Cham, 2014; https://doi.org/10.1007/978-3-319-13734-6_37), pp.
723 531–543.
- 724 45. B. Fung, TikTok collects a lot of data. But that’s not the main reason officials say
725 it’s a security risk | CNN Business, *CNN* (2023).
726 <https://www.cnn.com/2023/03/24/tech/tiktok-ban-national-security-hearing/index.html>.
- 727 46. N. Logan, If you use TikTok, the app is collecting a staggering amount of
728 information about you | CBC News, *CBC* (2023). [https://www.cbc.ca/news/canada/tiktok-](https://www.cbc.ca/news/canada/tiktok-data-collection-privacy-1.6763626)
729 [data-collection-privacy-1.6763626](https://www.cbc.ca/news/canada/tiktok-data-collection-privacy-1.6763626).
- 730 47. D. Shepardson, TikTok CEO: App has never shared US data with Chinese
731 government, *Reuters* (2023). [https://www.reuters.com/technology/tiktok-ceo-app-has-never-](https://www.reuters.com/technology/tiktok-ceo-app-has-never-shared-us-data-with-chinese-government-2023-03-22/)
732 [shared-us-data-with-chinese-government-2023-03-22/](https://www.reuters.com/technology/tiktok-ceo-app-has-never-shared-us-data-with-chinese-government-2023-03-22/).
- 733 48. Location information on TikTok | TikTok Help Center.
734 [https://support.tiktok.com/en/account-and-privacy/account-privacy-settings/location-services-](https://support.tiktok.com/en/account-and-privacy/account-privacy-settings/location-services-on-tiktok)
735 [on-tiktok](https://support.tiktok.com/en/account-and-privacy/account-privacy-settings/location-services-on-tiktok).
- 736 49. N. Ebert, T. Geppert, J. Strycharz, M. Knieps, M. Hönig, E. Brucker-Kley,
737 Creative beyond TikToks: Investigating Adolescents’ Social Privacy Management on TikTok.
738 *Proc. Priv. Enhancing Technol.* **2023**, 221–235 (2023).
- 739 50. V. N. L. Franqueira, J. A. Annor, O. Kafali, Age Appropriate Design: Assessment
740 of TikTok, Twitch, and YouTube Kids. arXiv arXiv:2208.02638 [Preprint] (2022).
741 <https://doi.org/10.48550/arXiv.2208.02638>.
- 742 51. S. Zannettou, O.-N. Nemeth, O. Ayalon, A. Goetzen, K. P. Gummadi, E. M.
743 Redmiles, F. Roesner, Leveraging Rights of Data Subjects for Social Media Analysis:
744 Studying TikTok via Data Donations. arXiv arXiv:2301.04945 [Preprint] (2023).
745 <https://doi.org/10.48550/arXiv.2301.04945>.
- 746 52. F. R. Lamy, R. Daniulaityte, R. W. Nahhas, M. J. Barratt, A. G. Smith, A. Sheth,
747 S. S. Martins, E. W. Boyer, R. G. Carlson, Increased in synthetic cannabinoids-related harms:
748 results from a longitudinal web-based content analysis. *Int. J. Drug Policy* **44**, 121–129
749 (2017).
- 750 53. M. J. Paul, M. S. Chisolm, M. W. Johnson, R. G. Vandrey, M. Dredze, Assessing
751 the Validity of Online Drug Forums as a Source for Estimating Demographic and Temporal
752 Trends in Drug Use. *J. Addict. Med.* **10**, 324 (2016).
- 753 54. H. A. Schwartz, J. C. Eichstaedt, M. L. Kern, L. A. Dziurzynski, M. Agrawal, G.
754 Park, S. K. Lakshmikanth, S. Jha, M. E. P. Seligman, L. Ungar, R. E. Lucas, “Characterizing
755 Geographic Variation in Well-Being Using Tweets” in *Proceedings of the International AAAI*
756 *Conference on Web and Social Media* ([https://aaai.org/papers/00583-14442-characterizing-](https://aaai.org/papers/00583-14442-characterizing-geographic-variation-in-well-being-using-tweets/)
757 [geographic-variation-in-well-being-using-tweets/](https://aaai.org/papers/00583-14442-characterizing-geographic-variation-in-well-being-using-tweets/))vol. 7, pp. 583–591.
- 758 55. R. L. Graves, C. Tufts, Z. F. Meisel, D. Polsky, L. Ungar, R. M. Merchant, Opioid
759 Discussion in the Twittersphere. *Subst. Use Misuse* **53**, 2132–2139 (2018).

- 760 56. M. Anwar, D. Khoury, A. P. Aldridge, S. J. Parker, K. P. Conway, Using Twitter
761 to Surveil the Opioid Epidemic in North Carolina: An Exploratory Study. *JMIR Public Health*
762 *Surveill.* **6**, e17574 (2020).
- 763 57. S. Giorgi, D. B. Yaden, J. C. Eichstaedt, R. D. Ashford, A. E. K. Buffone, H. A.
764 Schwartz, L. H. Ungar, B. Curtis, Cultural Differences in Tweeting about Drinking Across the
765 US. *Int. J. Environ. Res. Public. Health* **17**, 1125 (2020).
- 766 58. B. Curtis, S. Giorgi, A. E. K. Buffone, L. H. Ungar, R. D. Ashford, J. Hemmons,
767 D. Summers, C. Hamilton, H. A. Schwartz, Can Twitter be used to predict county excessive
768 alcohol consumption rates? *PLoS ONE* **13**, e0194290 (2018).
- 769 59. D. Jha, R. Singh, SMARTS: the social media-based addiction recovery and
770 intervention targeting server. *Bioinforma. Oxf. Engl.*, btz800 (2019).
- 771 60. S. Milusheva, R. Marty, G. Bedoya, S. Williams, E. Resor, A. Legovini, Applying
772 machine learning and geolocation techniques to social media data (Twitter) to develop a
773 resource for urban planning. *PLoS ONE* **16**, e0244317 (2021).
- 774 61. J. Sergeeva, A. Filatova, M. Kovalchuk, S. Teryoshkin, SemAGR: semantic
775 method for accurate geolocations reconstruction within extensive urban sites. *Procedia*
776 *Comput. Sci.* **212**, 409–417 (2022).
- 777 62. R. Compton, M. S. Keegan, J. Xu, Inferring the geographic focus of online
778 documents from social media sharing patterns. arXiv arXiv:1406.2392 [Preprint] (2014).
779 <https://doi.org/10.48550/arXiv.1406.2392>.
- 780 63. G. Pinto, K. Burghardt, K. Lerman, E. Ferrara, GET-Tok: A GenAI-Enriched
781 Multimodal TikTok Dataset Documenting the 2022 Attempted Coup in Peru. arXiv
782 arXiv:2402.05882 [Preprint] (2024). <https://doi.org/10.48550/arXiv.2402.05882>.
- 783 64. J. Bandy, N. Diakopoulos, #TulsaFlop: A Case Study of Algorithmically-
784 Influenced Collective Action on TikTok. arXiv arXiv:2012.07716 [Preprint] (2020).
785 <https://doi.org/10.48550/arXiv.2012.07716>.
- 786 65. M. Hu, M. Conway, Perspectives of the COVID-19 Pandemic on Reddit:
787 Comparative Natural Language Processing Study of the United States, the United Kingdom,
788 Canada, and Australia. *JMIR Infodemiology* **2**, e36941 (2022).
- 789 66. S. Delbruel, D. Frey, F. Taïani, “Exploring the Geography of Tags in Youtube
790 Views” (Technical Report 461, 2015); <https://inria.hal.science/hal-01157867>.
- 791 67. C. Goyer, G. Castillon, Y. Moride, Implementation of Interventions and Policies
792 on Opioids and Awareness of Opioid-Related Harms in Canada: A Multistage Mixed Methods
793 Descriptive Study. *Int. J. Environ. Res. Public. Health* **19**, 5122 (2022).
- 794 68. G. Scalia, C. Francalanci, B. Pernici, CIME: Context-aware geolocation of
795 emergency-related posts. *GeoInformatica* **26**, 125–157 (2022).
- 796 69. D. Jurgens, T. Finethy, J. McCorriston, Y. Xu, D. Ruths, “Geolocation Prediction
797 in Twitter Using Social Networks: A Critical Analysis and Review of Current Practice” in
798 *Proceedings of the International AAAI Conference on Web and Social Media* (2015);
799 <https://ojs.aaai.org/index.php/ICWSM/article/view/14627>vol. 9, pp. 188–197.
- 800 70. H. Pellet, S. Shiaeles, S. Stavrou, Localising social network users and profiling
801 their movement. *Comput. Secur.* **81**, 49–57 (2019).
- 802 71. L. Bozarth, D. Quercia, L. Capra, S. Šćepanović, The role of the big geographic
803 sort in online news circulation among U.S. Reddit users. *Sci. Rep.* **13**, 6711 (2023).

- 304 72. D. Balsamo, P. Bajardi, A. Panisson, “Firsthand Opiates Abuse on Social Media:
305 Monitoring Geospatial Patterns of Interest Through a Digital Cohort” in *The World Wide Web*
306 *Conference* (2019; <http://arxiv.org/abs/1904.00003>), pp. 2572–2579.
- 307 73. K. Harrigian, “Geocoding Without Geotags: A Text-based Approach for reddit” in
308 *Proceedings of the 2018 EMNLP Workshop W-NUT: The 4th Workshop on Noisy User-*
309 *Generated Text*, W. Xu, A. Ritter, T. Baldwin, A. Rahimi, Eds. (Association for
310 Computational Linguistics, Brussels, Belgium, 2018; <https://aclanthology.org/W18-6103>), pp.
311 17–27.
- 312 74. H. Alhuzali, T. Zhang, S. Ananiadou, Emotions and Topics Expressed on Twitter
313 During the COVID-19 Pandemic in the United Kingdom: Comparative Geolocation and Text
314 Mining Analysis. *J. Med. Internet Res.* **24**, e40323 (2022).
- 315 75. M. Dredze, M. J. Paul, S. Bergsma, H. Tran, “Carmen: A twitter geolocation
316 system with applications to public health” (2013)vol. WS-13-09, pp. 20–24.
- 317 76. geopy: Python Geocoding Toolbox, version 2.4.1; <https://github.com/geopy/geopy>.
- 318 77. J. A. Harris, N. A. Beck, C. J. Niedziela, G. A. Alvarez, S. A. Danquah, S. Afshar,
319 The global reach of social media in oral and maxillofacial surgery. *Oral Maxillofac. Surg.*, 1–
320 5 (2022).
- 321 78. S. A. Sumner, S. Galik, J. Mathieu, M. Ward, T. Kiley, B. Bartholow, A.
322 Dingwall, P. Mork, Temporal and Geographic Patterns of Social Media Posts About an
323 Emerging Suicide Game. *J. Adolesc. Health* **65**, 94–100 (2019).
- 324 79. E. M. Glowacki, J. B. Glowacki, G. B. Wilcox, A Text-Mining Analysis of the
325 Public’s Reactions to the Opioid Crisis. *Subst. Abuse* **39**, 129–133 (2018).
- 326 80. Iconosquare - Analytics and management for Instagram, TikTok, LinkedIn,
327 Twitter & Facebook. <https://www.iconosquare.com/>.
- 328 81. Brandwatch | The social suite of the future, *Brandwatch*.
329 <https://www.brandwatch.com/>.
- 330 82. Reputation | Online Reputation Management for Business, *Reputation*.
331 <https://reputation.com/>.
- 332 83. R. Mahajan, V. Mansotra, Predicting Geolocation of Tweets: Using Combination
333 of CNN and BiLSTM. *Data Sci. Eng.* **6**, 402–410 (2021).
- 334 84. P. Zola, P. Cortez, M. Carpita, Twitter user geolocation using web country noun
335 searches. *Decis. Support Syst.* **120**, 50–59 (2019).
- 336 85. J. Bakerman, K. Pazdernik, A. Wilson, G. Fairchild, R. Bahrn, Twitter
337 Geolocation: A Hybrid Approach. *ACM Trans. Knowl. Discov. Data* **12**, 34:1-34:17 (2018).
- 338 86. M. Cha, Y. Gwon, H. Kung, “Twitter Geolocation and Regional Classification via
339 Sparse Coding” in *Proceedings of the International AAAI Conference on Web and Social*
340 *Media* (2015; <https://ojs.aaai.org/index.php/ICWSM/article/view/14664>)vol. 9, pp. 582–585.
- 341 87. M. Dredze, M. Osborne, P. Kambadur, “Geolocation for Twitter: Timing Matters”
342 in *Proceedings of the 2016 Conference of the North American Chapter of the Association for*
343 *Computational Linguistics* (2016), pp. 1064–1069.
- 344 88. J. Xu, R. Compton, T.-C. Lu, D. Allen, “Rolling through tumblr: characterizing
345 behavioral patterns of the microblogging platform” in *Proceedings of the 2014 ACM*

- 346 *Conference on Web Science* (Association for Computing Machinery, New York, NY, USA,
347 2014; <https://dl.acm.org/doi/10.1145/2615569.2615694>) *WebSci '14*, pp. 13–22.
- 348 89. B. Tofighi, A. Desai, C. Grov, J. Lee, Craigslist as a Source for Illicit Drugs: A
349 Case Report and Review of the Literature. *Publ. Res.* (2016).
- 350 90. A. L. Nobles, D. C. Johnson, E. C. Leas, D. Goodman-Meza, M. L. Zúñiga, D.
351 Ziedonis, S. A. Strathdee, J. W. Ayers, Characterizing Self-Reports of Self-Identified Patient
352 Experiences with Methadone Maintenance Treatment on an Online Community during
353 COVID-19. *Subst. Use Misuse* **56**, 2134–2140 (2021).
- 354 91. G.-G. P. Garcia, R. Dehghanpoor, E. J. Stringfellow, M. Gupta, J. Rochelle, E.
355 Mason, T. A. Pujol, M. S. Jalali, Identifying and Characterizing Medical Advice-Seekers on a
356 Social Media Forum for Buprenorphine Use. *Int. J. Environ. Res. Public Health* **19**, 6281
357 (2022).
- 358 92. M. ElSherief, S. A. Sumner, C. M. Jones, R. K. Law, A. Kacha-Ochana, L.
359 Shieber, L. Cordier, K. Holton, M. De Choudhury, Characterizing and Identifying the
360 Prevalence of Web-Based Misinformation Relating to Medication for Opioid Use Disorder:
361 Machine Learning Approach. *J. Med. Internet Res.* **23**, e30753 (2021).
- 362 93. A. Spadaro, A. Sarker, W. Hogg-Bremer, J. S. Love, N. O'Donnell, L. S. Nelson,
363 J. Perrone, Reddit discussions about buprenorphine associated precipitated withdrawal in the
364 era of fentanyl. *Clin. Toxicol. Phila. Pa* **60**, 694–701 (2022).
- 365 94. J. C. Black, Z. R. Margolin, R. A. Olson, R. C. Dart, Online Conversation
366 Monitoring to Understand the Opioid Epidemic: Epidemiological Surveillance Study. *JMIR*
367 *Public Health Surveill.* **6**, e17073 (2020).
- 368 95. B. Chan, A. Lopez, U. Sarkar, The Canary in the Coal Mine Tweets: Social Media
369 Reveals Public Perceptions of Non-Medical Use of Opioids. *PloS One* **10**, e0135072 (2015).
- 370 96. M. A. Al-Garadi, Y.-C. Yang, Y. Guo, S. Kim, J. S. Love, J. Perrone, A. Sarker,
371 Large-Scale Social Media Analysis Reveals Emotions Associated with Nonmedical
372 Prescription Drug Use. *Health Data Sci.* **2022**, 9851989 (2022).
- 373 97. L. Shutler, L. S. Nelson, I. Portelli, C. Blachford, J. Perrone, Drug Use in the
374 Twittersphere: A Qualitative Contextual Analysis of Tweets About Prescription Drugs. *J.*
375 *Addict. Dis.* **34**, 303–310 (2015).
- 376 98. J. Kalyanam, T. Katsuki, G. R G Lanckriet, T. K. Mackey, Exploring trends of
377 nonmedical use of prescription drugs and polydrug abuse in the Twittersphere using
378 unsupervised machine learning. *Addict. Behav.* **65**, 289–295 (2017).
- 379 99. S. Raza, B. Schwartz, S. Lakamana, Y. Ge, A. Sarker, A framework for multi-
380 faceted content analysis of social media chatter regarding non-medical use of prescription
381 medications. *BMC Digit. Health* **1**, 29 (2023).
- 382 100. S. Yoon, M. Odlum, P. Broadwell, N. Davis, H. Cho, N. Deng, M. Patrao, D.
383 Schauer, M. E. Bales, C. Alcantara, Application of Social Network Analysis of COVID-19
384 Related Tweets Mentioning Cannabis and Opioids to Gain Insights for Drug Abuse Research.
385 *Stud. Health Technol. Inform.* **272**, 5–8 (2020).
- 386 101. N. A. Haug, J. Bielenberg, S. H. Linder, A. Lembke, Assessment of provider
387 attitudes toward #naloxone on Twitter. *Subst. Abuse* **37**, 35–41 (2016).

- 388 102. M. Chenworth, J. Perrone, J. S. Love, R. Graves, W. Hogg-Bremer, A. Sarker,
389 Methadone and suboxone® mentions on twitter: thematic and sentiment analysis. *Clin.*
390 *Toxicol. Phila. Pa* **59**, 982–991 (2021).
- 391 103. A. R. D’Agostino, A. R. Optican, S. J. Sowles, M. J. Krauss, K. E. Lee, P. A.
392 Cavazos-Rehg, Social networking online to recover from opioid use disorder: A study of
393 community interactions. *Drug Alcohol Depend.* **181**, 5–10 (2017).
- 394 104. S. Pandrekar, X. Chen, G. Gopalkrishna, A. Srivastava, M. Saltz, J. Saltz, F.
395 Wang, Social Media Based Analysis of Opioid Epidemic Using Reddit. *AMIA. Annu. Symp.*
396 *Proc.* **2018**, 867–876 (2018).
- 397 105. K. E. Smith, J. M. Rogers, J. C. Strickland, D. H. Epstein, When an obscurity
398 becomes trend: social-media descriptions of tianeptine use and associated atypical drug use.
399 *Am. J. Drug Alcohol Abuse* **47**, 455–466 (2021).
- 400 106. E. Kasson, L. M. Filiatreau, N. Kaiser, K. Davet, J. Taylor, S. Garg, M. El Sherief,
401 T. Aledavood, M. De Choudhury, P. Cavazos-Rehg, Using Social Media to Examine Themes
402 Surrounding Fentanyl Misuse and Risk Indicators. *Subst. Use Misuse* **58**, 920–929 (2023).
- 403 107. A. M. Bunting, N. Krawczyk, T. Lippincott, Y. Gu, S. Arya, S. Nagappala, M. C.
404 Meacham, Trends in Fentanyl Content on Reddit Substance Use Forums, 2013–2021. *J. Gen.*
405 *Intern. Med.* **38**, 3283–3287 (2023).
- 406 108. V. Catalani, D. Arillotta, J. M. Corkery, A. Guirguis, A. Vento, F. Schifano,
407 Identifying New/Emerging Psychoactive Substances at the Time of COVID-19; A Web-Based
408 Approach. *Front. Psychiatry* **11**, 632405 (2020).
- 409 109. T. Nasrallah, O. El-Gayar, Y. Wang, Social Media Text Mining Framework for
410 Drug Abuse: Development and Validation Study With an Opioid Crisis Case Analysis. *J Med*
411 *Internet Res* **22**, e18350 (2022).
- 412 110. F. Carabot, O. Fraile-Martínez, C. Donat-Vargas, J. Santoma, C. Garcia-Montero,
413 M. Pinto da Costa, R. M. Molina-Ruiz, M. A. Ortega, M. Alvarez-Mon, M. A. Alvarez-Mon,
414 Understanding Public Perceptions and Discussions on Opioids Through Twitter: Cross-
415 Sectional Infodemiology Study. *J Med Internet Res* **25**, e50013 (2023).
- 416 111. M. Chenworth, J. Perrone, J. S. Love, H. A. Greller, A. Sarker, P. R. Chai,
417 Buprenorphine Initiation in the Emergency Department: a Thematic Content Analysis of a
418 #firesidetox Tweetchat. *J. Med. Toxicol.* **16**, 262–268 (2020).
- 419 112. F. Carabot, C. Donat-Vargas, J. Santoma-Vilaclara, M. A. Ortega, C. García-
420 Montero, O. Fraile-Martínez, C. Zaragoza, J. Monserrat, M. Alvarez-Mon, M. A. Alvarez-
421 Mon, Exploring Perceptions About Paracetamol, Tramadol, and Codeine on Twitter Using
422 Machine Learning: Quantitative and Qualitative Observational Study. *J. Med. Internet Res.*
423 **25**, e45660 (2023).
- 424 113. A. Sarker, S. Lakamana, Y. Guo, Y. Ge, A. Leslie, O. Okunromade, E. Gonzalez-
425 Polledo, J. Perrone, A. M. McKenzie-Brown, #ChronicPain: Automated Building of a Chronic
426 Pain Cohort from Twitter Using Machine Learning. *Health Data Sci.* **3**, 0078 (2023).
- 427 114. A. Spadaro, K. O’Connor, S. Lakamana, A. Sarker, R. Wightman, J. S. Love, J.
428 Perrone, Self-reported Xylazine Experiences: A Mixed-methods Study of Reddit Subscribers.
429 *J. Addict. Med.* **17**, 691–694 (2023).
- 430 115. C. B. Whitman, M. W. Reid, Corey Arnold, H. Patel, L. Ursos, R. Sa’adon, J.
431 Pourmorady, B. M. R. Spiegel, Balancing opioid-induced gastrointestinal side effects with

- 332 pain management: Insights from the online community. *J. Opioid Manag.* **11**, 383–391
333 (2015).
- 334 116. M. Cai, N. Shah, J. Li, W.-H. Chen, R. E. Cuomo, N. Obradovich, T. K. Mackey,
335 Identification and characterization of tweets related to the 2015 Indiana HIV outbreak: A
336 retrospective infoveillance study. *PLOS ONE* **15**, e0235150 (2020).
- 337 117. K. E. Smith, J. M. Rogers, D. Schriefer, O. Grundmann, Therapeutic benefit with
338 caveats?: Analyzing social media data to understand the complexities of kratom use. *Drug*
339 *Alcohol Depend.* **226**, 108879 (2021).
- 340 118. M. ElSherief, S. Sumner, V. Krishnasamy, C. Jones, R. Law, A. Kacha-Ochana, L.
341 Schieber, M. De Choudhury, Identification of Myths and Misinformation about Treatment for
342 Opioid Use Disorder: Infodemiology Study of Social Media (Preprint). *JMIR Form. Res.*, doi:
343 10.2196/44726 (2022).
- 344 119. K. Rajesh, G. Wilcox, D. Ring, M. Mackert, Reactions to the opioid epidemic: A
345 text-mining analysis of tweets. *J. Addict. Dis.* **39**, 183–188 (2021).
- 346 120. S. Ramachandran, L. Brown, D. Ring, Tones and themes in Reddits posts
347 discussing the opioid epidemic. *J. Addict. Dis.* **40**, 552–558 (2022).
- 348 121. S. Garg, J. Taylor, M. El Sherief, E. Kasson, T. Aledavood, R. Riordan, N. Kaiser,
349 P. Cavazos-Rehg, M. De Choudhury, Detecting risk level in individuals misusing fentanyl
350 utilizing posts from an online community on Reddit. *Internet Interv.* **26**, 100467 (2021).
- 351 122. S. Chancellor, G. Nitzburg, A. Hu, F. Zampieri, M. De Choudhury, “Discovering
352 Alternative Treatments for Opioid Use Recovery Using Social Media” in *Proceedings of the*
353 *2019 CHI Conference on Human Factors in Computing Systems* (Association for Computing
354 Machinery, New York, NY, USA, 2019);
355 <https://dl.acm.org/doi/10.1145/3290605.3300354>CHI '19, pp. 1–15.
- 356 123. A. Preiss, P. Baumgartner, M. J. Edlund, G. V. Bobashev, Using Named Entity
357 Recognition to Identify Substances Used in the Self-medication of Opioid Withdrawal:
358 Natural Language Processing Study of Reddit Data. *JMIR Form. Res.* **6**, e33919 (2022).
- 359 124. H. Yao, S. Rashidian, X. Dong, H. Duanmu, R. N. Rosenthal, F. Wang, Detection
360 of Suicidality Among Opioid Users on Reddit: Machine Learning-Based Approach. *J. Med.*
361 *Internet Res.* **22**, e15293 (2020).
- 362 125. M. A. Al-Garadi, Y.-C. Yang, H. Cai, Y. Ruan, K. O’Connor, G.-H. Graciela, J.
363 Perrone, A. Sarker, Text classification models for the automatic detection of nonmedical
364 prescription medication use from social media. *BMC Med. Inform. Decis. Mak.* **21**, 27 (2021).
- 365 126. Y.-C. Yang, M. A. Al-Garadi, J. S. Love, H. L. F. Cooper, J. Perrone, A. Sarker,
366 Can accurate demographic information about people who use prescription medications
367 nonmedically be derived from Twitter? *Proc. Natl. Acad. Sci.* **120**, e2207391120 (2023).
- 368 127. D. Jha, R. Singh, Analysis of associations between emotions and activities of drug
369 users and their addiction recovery tendencies from social media posts using structural
370 equation modeling. *BMC Bioinformatics* **21**, 554 (2020).
- 371 128. E. Naserianhanzaei, M. Koschate-Reis, Effects of Substance Use, Recovery, and
372 Non-Drug-Related Online Community Participation on the Risk of a Use Episode During
373 Remission From Opioid Use Disorder: Longitudinal Observational Study. *J. Med. Internet*
374 *Res.* **24**, e36555 (2022).

129. W. Kepner, M. C. Meacham, A. L. Nobles, Types and Sources of Stigma on
Opioid Use Treatment and Recovery Communities on Reddit. *Subst. Use Misuse* **57**, 1511–
1522 (2022).
130. A. T. Chen, S. Johnny, M. Conway, Examining stigma relating to substance use
and contextual factors in social media discussions. *Drug Alcohol Depend. Rep.* **3**, 100061
(2022).
131. W. Bremer, K. Plaisance, D. Walker, M. Bonn, J. S. Love, J. Perrone, A. Sarker,
Barriers to opioid use disorder treatment: A comparison of self-reported information from
social media with barriers found in literature. *Front. Public Health* **11**, 1141093 (2023).
132. A. Alambo, S. Padhee, T. Banerjee, K. Thirunarayan, COVID-19 and Mental
Health/Substance Use Disorders on Reddit: A Longitudinal Study. arXiv arXiv:2011.10518v1
[Preprint] (2020). <https://doi.org/10.48550/arXiv.2011.10518>.
133. D. Frank, N. Krawczyk, J. Arshonsky, M. A. Bragg, S. R. Friedman, A. M.
Bunting, COVID-19-Related Changes to Drug-Selling Networks and Their Effects on People
Who Use Illicit Opioids. *J. Stud. Alcohol Drugs* **84**, 222–229 (2023).
134. J. Arshonsky, N. Krawczyk, A. M. Bunting, D. Frank, S. R. Friedman, M. A.
Bragg, Informal Coping Strategies Among People Who Use Opioids During COVID-19:
Thematic Analysis of Reddit Forums. *JMIR Form. Res.* **6**, e32871 (2022).
135. N. Krawczyk, A. M. Bunting, D. Frank, J. Arshonsky, Y. Gu, S. R. Friedman, M.
A. Bragg, “How will I get my next week’s script?” Reactions of Reddit opioid forum users to
changes in treatment access in the early months of the coronavirus pandemic. *Int. J. Drug
Policy* **92**, 103140 (2021).
136. A. Sarker, N. Nataraj, W. Siu, S. Li, C. M. Jones, S. A. Sumner, Concerns among
people who use opioids during the COVID-19 pandemic: a natural language processing
analysis of social media posts. *Subst. Abuse Treat. Prev. Policy* **17**, 16 (2022).
137. D. Arillotta, A. Guirguis, J. M. Corkery, N. Scherbaum, F. Schifano, COVID-19
Pandemic Impact on Substance Misuse: A Social Media Listening, Mixed Method Analysis.
Brain Sci. **11**, 907 (2021).
138. N. El-Bassel, K. R. Hochstatter, M. N. Slavin, C. Yang, Y. Zhang, S. Muresan,
Harnessing the Power of Social Media to Understand the Impact of COVID-19 on People
Who Use Drugs During Lockdown and Social Distancing. *J. Addict. Med.* **16**, e123–e132
(2022).
139. T. Jiang, V. Osadchiy, J. M. Weinberger, M. H. Zheng, M. H. Owen, S. A.
Leonard, J. N. Mills, N. Kachroo, S. V. Eleswarapu, Impact of the COVID-19 Pandemic on
Patient Preferences and Decision Making for Symptomatic Urolithiasis. *J Endourol* **35**, 1250–
1256 (2021).
140. K. Wanchoo, M. Abrams, R. M. Merchant, L. Ungar, S. C. Guntuku, Reddit
language indicates changes associated with diet, physical activity, substance use, and smoking
during COVID-19. *PLOS ONE* **18**, e0280337 (2023).
141. A. Sarker, M. A. Al-Garadi, Y. Ge, N. Nataraj, C. M. Jones, S. A. Sumner, Signals
of increasing co-use of stimulants and opioids from online drug forum data. *Harm. Reduct. J.*
19, 51 (2022).
142. M. C. Meacham, A. L. Nobles, D. A. Tompkins, J. Thrul, “I got a bunch of weed
to help me through the withdrawals”: Naturalistic cannabis use reported in online opioid and
opioid recovery community discussion forums. *PLoS One* **17**, e0263583 (2022).

- 120 143. V. Purushothaman, J. Li, T. K. Mackey, Detecting Suicide and Self-Harm
121 Discussions Among Opioid Substance Users on Instagram Using Machine Learning. *Front.*
122 *Psychiatry* **12**, 551296 (2021).
- 123 144. R. Cherian, M. Westbrook, D. Ramo, U. Sarkar, Representations of Codeine
124 Misuse on Instagram: Content Analysis. *JMIR Public Health Surveill.* **4**, e22 (2018).
- 125 145. E. T. Smolev, L. Rolf, E. Zhu, S. K. Buday, M. Brody, D. M. Brogan, C. J. Dy,
126 “Pill Pushers and CBD Oil”-A Thematic Analysis of Social Media Interactions About Pain
127 After Traumatic Brachial Plexus Injury. *J. Hand Surg. Glob. Online* **3**, 36–40 (2021).
- 128 146. M. R. Haupt, R. Cuomo, J. Li, M. Nali, T. K. Mackey, The influence of social
129 media affordances on drug dealer posting behavior across multiple social networking sites
130 (SNS). *Comput. Hum. Behav. Rep.* **8**, 100235 (2022).
- 131 147. X. Yang, J. Luo, Tracking Illicit Drug Dealing and Abuse on Instagram Using
132 Multimodal Analysis. *ACM Trans. Intell. Syst. Technol.* **8**, 58:1-58:15 (2017).
- 133 148. N. Shah, J. Li, T. K. Mackey, An unsupervised machine learning approach for the
134 detection and characterization of illicit drug-dealing comments and interactions on Instagram.
135 *Subst. Abuse* **43**, 273–277 (2022).
- 136 149. T. Zaprutko, D. Kopciuch, A. Paczkowska, J. Sprawka, J. Cynar, M. Pogodzińska,
137 K. Niewczas, A. Stolecka, M. Sygit, M. Michalak, P. Ratajczak, K. Kus, Facebook as a source
138 of access to medicines. *PloS One* **17**, e0275272 (2022).
- 139 150. D. C. Stokes, J. Purtle, Z. F. Meisel, A. K. Agarwal, State Legislators’ Divergent
140 Social Media Response to the Opioid Epidemic from 2014 to 2019: Longitudinal Topic
141 Modeling Analysis. *J. Gen. Intern. Med.* **36**, 3373–3382 (2021).
- 142 151. D. K. Kilgo, J. Midberry, Social Media News Production, Emotional Facebook
143 Reactions, and the Politicization of Drug Addiction. *Health Commun.* **37**, 375–383 (2022).
- 144 152. N. A. Squires, E. Soyemi, L. M. Yee, E. M. Birch, N. Badreldin, Content Quality
145 of YouTube Videos About Pain Management After Cesarean Birth: Content Analysis. *JMIR*
146 *Infodemiology* **3**, e40802 (2023).
- 147 153. M. Ittefaq, A. Zain, H. Bokhari, Opioids in Satirical News Shows: Exploring
148 Topics, Sentiments, and Engagement in Last Week Tonight on YouTube. *J. Health Commun.*
149 **28**, 53–63 (2023).
- 150 154. A. Al-Rawi, The convergence of social media and other communication
151 technologies in the promotion of illicit and controlled drugs. *J. Public Health* **44**, e153–e160
152 (2022).
- 153 155. F. Zhao, P. Skums, A. Zelikovsky, E. L. Seigny, M. H. Swahn, S. M. Strasser, Y.
154 Huang, Y. Wu, Computational Approaches to Detect Illicit Drug Ads and Find Vendor
155 Communities Within Social Media Platforms. *IEEE/ACM Trans. Comput. Biol. Bioinform.*
156 **19**, 180–191 (2022).
- 157 156. C. Lee, C. St Clair, C. C. Merenda, C. R. Araojo, S. Ray, D. Beasley, R. D.
158 Hinton, Assessment of public and patient online comments in social media and food and drug
159 administration archival data. *Res. Soc. Adm. Pharm.* **16**, 967–973 (2020).
- 160 157. R. Abouchedid, T. Gilks, P. I. Dargan, J. R. H. Archer, D. M. Wood, Assessment
161 of the Availability, Cost, and Motivations for Use over Time of the New Psychoactive
162 Substances-Benzodiazepines Diclazepam, Flubromazepam, and Pyrazolam-in the UK. *J. Med.*
163 *Toxicol.* **14**, 134–143 (2018).

- 064 158. D. Rhumorbarbe, M. Morelato, L. Staehli, C. Roux, D.-O. Jaquet-Chiffelle, Q.
065 Rossy, P. Esseiva, Monitoring new psychoactive substances: Exploring the contribution of an
066 online discussion forum. *Int. J. Drug Policy* **73**, 273–280 (2019).
- 067 159. J. W. Merten, B. T. Gordon, J. L. King, C. Pappas, Cannabidiol (CBD):
068 Perspectives from Pinterest. *Subst. Use Misuse* **55**, 2213–2220 (2020).
- 069 160. L. I. Laestadius, J. P. D. Guidry, R. Greskoviak, J. Adams, Making “Weedish
070 Fish”: An Exploratory Analysis of Cannabis Recipes on Pinterest. *Subst. Use Misuse* **54**,
071 2191–2197 (2019).
- 072 161. J. Guidry, Y. Jin, L. Haddad, Y. Zhang, J. Smith, How Health Risks Are
073 Pinpointed (or Not) on Social Media: The Portrayal of Waterpipe Smoking on Pinterest.
074 *Health Commun.* **31**, 659–667 (2016).
- 075 162. A. S. Lee, J. L. Hart, C. G. Sears, K. L. Walker, A. Siu, C. Smith, A picture is
076 worth a thousand words: Electronic cigarette content on Instagram and Pinterest. *Tob. Prev.*
077 *Cessat.* **3**, 119 (2017).
- 078 163. T. Sun, C. C. W. Lim, J. Chung, B. Cheng, L. Davidson, C. Tisdale, J. Leung, C.
079 E. Gartner, J. Connor, W. D. Hall, G. C. K. Chan, Vaping on TikTok: a systematic thematic
080 analysis. *Tob. Control* **32**, 251–254 (2023).
- 081 164. B. N. Rutherford, T. Sun, B. Johnson, S. Co, T. L. Lim, C. C. W. Lim, V. Chiu, J.
082 Leung, D. Stjepanovic, J. P. Connor, G. C. K. Chan, Getting high for likes: Exploring
083 cannabis-related content on TikTok. *Drug Alcohol Rev.* **41**, 1119–1125 (2022).
- 084 165. J. Jancey, T. Leaver, K. Wolf, B. Freeman, K. Chai, S. Bialous, M. Bromberg, P.
085 Adams, M. Mcleod, R. N. Carey, K. McCausland, Promotion of E-Cigarettes on TikTok and
086 Regulatory Considerations. *Int. J. Environ. Res. Public. Health* **20**, 5761 (2023).
- 087 166. J. Whelan, G. E. Noller, R. D. Ward, Rolling through TikTok: An analysis of 3,4-
088 methylenedioxymethamphetamine-related content. *Drug Alcohol Rev.* **43**, 36–44 (2024).
- 089 167. S. K. Vosburg, T. Dailey-Govoni, J. Beaumont, S. F. Butler, J. L. Green,
090 Characterizing the Experience of Tapentadol Nonmedical Use: Mixed Methods Study. *JMIR*
091 *Form. Res.* **6**, e16996 (2022).
- 092 168. C. Soussan, A. Kjellgren, The users of Novel Psychoactive Substances: Online
093 survey about their characteristics, attitudes and motivations. *Int. J. Drug Policy* **32**, 77–84
094 (2016).
- 095 169. E. Steen, K. Yurechko, D. Klug, You Can (Not) Say What You Want: Using
096 Algospeak to Contest and Evade Algorithmic Content Moderation on TikTok. *Soc. Media*
097 *Soc.* **9**, 20563051231194586 (2023).
- 098 170. V. Vera, Nonsuicidal Self-Injury and Content Moderation on TikTok. *Proc. Assoc.*
099 *Inf. Sci. Technol.* **60**, 1164–1166 (2023).
- 100 171. M. Moskal, N. Supernak, “Do you speak algospeak? An introduction to the recent
101 yet prominent phenomenon of Internet discourse from a cognitive linguistics perspective” in
102 *Proceedings of Poznańskie Forum Kognitywistyczne* (2023).
- 103 172. U.S. TikTok users by age 2022, *Statista*.
104 <https://www.statista.com/statistics/1095186/tiktok-us-users-age/>.
- 105 173. M. D. Stein, M. T. Conti, S. Kenney, B. J. Anderson, J. N. Flori, M. M. Risi, G. L.
106 Bailey, Adverse childhood experience effects on opioid use initiation, injection drug use, and

- 107 overdose among persons with opioid use disorder. *Drug Alcohol Depend.* **179**, 325–329
108 (2017).
- 109 174. 1615 L. St NW, S. 800 Washington, D. 20036 U.-419-4300 | M.-857-8562 | F.-
110 419-4372 | M. Inquiries, Social Media Fact Sheet, *Pew Research Center: Internet, Science &*
111 *Tech.* <https://www.pewresearch.org/internet/fact-sheet/social-media/>.
- 112 175. A. A. Morgan-Lopez, A. E. Kim, R. F. Chew, P. Ruddle, Predicting age groups of
113 Twitter users based on language and metadata features. *PLOS ONE* **12**, e0183537 (2017).
- 114 176. A. Pandya, M. Oussalah, P. Monachesi, P. Kostakos, On the use of distributed
115 semantics of tweet metadata for user age prediction. *Future Gener. Comput. Syst.* **102**, 437–
116 452 (2020).
- 117 177. W. Liu, D. Ruths, “What’s in a Name? Using First Names as Features for Gender
118 Inference in Twitter” (Association for the Advancement of Artificial Intelligence,
119 Washington, DC, USA, 2013).
- 120 178. D. Preoñuc-Pietro, L. Ungar, “User-level race and ethnicity predictors from
121 twitter text” in *Proceedings of the 27th International Conference on Computational*
122 *Linguistics* (Sante Fe, New Mexico, USA, 2018), pp. 1534–1545.
- 123 179. J. J. van Hoof, J. Bekkers, M. van Vuuren, Son, you’re smoking on Facebook!
124 College students’ disclosures on social networking sites as indicators of real-life risk
125 behaviors. *Comput. Hum. Behav.* **34**, 249–257 (2014).
- 126 180. J. Taylor, C. Pagliari, Mining social media data: How are research sponsors and
127 researchers addressing the ethical challenges? *Res. Ethics* **14**, 1–39 (2018).
- 128 181. C. Fiesler, M. Zimmer, N. Proferes, S. Gilbert, N. Jones, Remember the Human: A
129 Systematic Review of Ethical Considerations in Reddit Research. *Proc. ACM Hum.-Comput.*
130 *Interact.* **8**, 1–33 (2024).
- 131 182. J. Peters, Tweets aren’t showing up in Google results as often because of changes
132 at Twitter, *The Verge* (2023). <https://www.theverge.com/2023/7/3/23783153/google-twitter-tweets-changes-rate-limits>.
- 133
- 134 183. U. C. Bureau, Nearly 68 Million People Spoke a Language Other Than English at
135 Home in 2019, *Census.gov*. <https://www.census.gov/library/stories/2022/12/languages-we-speak-in-united-states.html>.
- 136
- 137 184. List of social platforms with at least 100 million active users, *Wikipedia* (2024).
138 [https://en.wikipedia.org/w/index.php?title=List_of_social_platforms_with_at_least_100_milli](https://en.wikipedia.org/w/index.php?title=List_of_social_platforms_with_at_least_100_million_active_users&oldid=1213672777)
139 [on_active_users&oldid=1213672777](https://en.wikipedia.org/w/index.php?title=List_of_social_platforms_with_at_least_100_million_active_users&oldid=1213672777).
- 140 185. E. Brynjolfsson, A. Collis, How Should We Measure the Digital Economy?,
141 *Harvard Business Review* (2019). [https://hbr.org/2019/11/how-should-we-measure-the-](https://hbr.org/2019/11/how-should-we-measure-the-digital-economy)
142 [digital-economy](https://hbr.org/2019/11/how-should-we-measure-the-digital-economy).
- 143 186. D. M. Kazemi, B. Borsari, M. J. Levine, B. Dooley, Systematic review of
144 surveillance by social media platforms for illicit drug use. *J. Public Health* **39**, 763–776
145 (2017).
- 146 187. L. Moyle, A. Childs, R. Coomber, M. J. Barratt, #Drugsforsale: An exploration of
147 the use of social media and encrypted messaging apps to supply and access drugs. *Int. J. Drug*
148 *Policy* **63**, 101–110 (2019).

- 149 188. R. S. Wightman, J. Perrone, F. Erowid, E. Erowid, Z. F. Meisel, L. S. Nelson,
150 Comparative Analysis of Opioid Queries on Erowid.org: An Opportunity to Advance Harm
151 Reduction. *Subst. Use Misuse* **52**, 1315–1319 (2017).
- 152 189. A. Sarker, R. Ginn, A. Nikfarjam, K. O’Connor, K. Smith, S. Jayaraman, T.
153 Upadhaya, G. Gonzalez, Utilizing Social Media Data for Pharmacovigilance: A Review. *J.*
154 *Biomed. Inform.* **54**, 202–212 (2015).
- 155 190. J.-Y. Lee, Y.-S. Lee, D. H. Kim, H. S. Lee, B. R. Yang, M. G. Kim, The Use of
156 Social Media in Detecting Drug Safety–Related New Black Box Warnings, Labeling
157 Changes, or Withdrawals: Scoping Review. *JMIR Public Health Surveill.* **7**, e30137 (2021).
- 158 191. A. Nikfarjam, A. Sarker, K. O’Connor, R. Ginn, G. Gonzalez, Pharmacovigilance
159 from social media: mining adverse drug reaction mentions using sequence labeling with word
160 embedding cluster features. *J. Am. Med. Inform. Assoc.* **22**, 671–681 (2015).
- 161 192. R. Sloane, O. Osanlou, D. Lewis, D. Bollegala, S. Maskell, M. Pirmohamed,
162 Social media and pharmacovigilance: A review of the opportunities and challenges. *Br. J.*
163 *Clin. Pharmacol.* **80**, 910–920 (2015).
- 164 193. R. B. Correia, I. B. Wood, J. Bollen, L. M. Rocha, Mining Social Media Data for
165 Biomedical Signals and Health-Related Behavior. *Annu. Rev. Biomed. Data Sci.* **3**, 433–458
166 (2020).
- 167 194. C. C. Yang, H. Yang, L. Jiang, Postmarketing Drug Safety Surveillance Using
168 Publicly Available Health-Consumer-Contributed Content in Social Media. *ACM Trans.*
169 *Manag. Inf. Syst.* **5**, 2:1-2:21 (2014).
- 170 195. I. C.-H. Fung, E. B. Blankenship, J. O. Ahweyevu, L. K. Cooper, C. H. Duke, S. L.
171 Carswell, A. M. Jackson, J. C. Jenkins, E. A. Duncan, H. Liang, K.-W. Fu, Z. T. H. Tse,
172 Public Health Implications of Image-Based Social Media: A Systematic Review of Instagram,
173 Pinterest, Tumblr, and Flickr. *Perm. J.* **24**, 18.307 (2020).
- 174 196. T. Nguyen, M. E. Larsen, B. O’Dea, D. Phung, S. Venkatesh, H. Christensen,
175 Estimation of the prevalence of adverse drug reactions from social media. *Int. J. Med. Inf.*
176 **102**, 130–137 (2017).
- 177 197. L. Laestadius, Y. Wang, Youth access to JUUL online: eBay sales of JUUL prior
178 to and following FDA action. *Tob. Control* **28**, 617–622 (2019).
- 179 198. D. Blok, L. Ambrose, L. Ouellette, E. Seif, B. Riley, B. Judge, A. Ziegler, J. Jones,
180 Selling poison by the bottle: Availability of dangerous substances found on eBay®. *Am. J.*
181 *Emerg. Med.* **38**, 846–848 (2020).
- 182 199. R. S. Williams, Underage internet alcohol sales on eBay. *Addiction* **108**, 1346–
183 1348 (2013).
- 184 200. I. Haber, J. Pergolizzi, J. A. LeQuang, Poppy Seed Tea: A Short Review and Case
185 Study. *Pain Ther.* **8**, 151–155 (2019).
- 186 201. Drug Enforcement Administration, Social Media Drug Trafficking Threat (2022).
187 [https://www.dea.gov/sites/default/files/2022-03/20220208-](https://www.dea.gov/sites/default/files/2022-03/20220208-DEA_Social%20Media%20Drug%20Trafficking%20Threat%20Overview.pdf)
188 [DEA_Social%20Media%20Drug%20Trafficking%20Threat%20Overview.pdf](https://www.dea.gov/sites/default/files/2022-03/20220208-DEA_Social%20Media%20Drug%20Trafficking%20Threat%20Overview.pdf).
- 189 202. E. Kim, Etsy blocks sales of drugs and human remains, *CNN Business* (2012).
190 <https://money.cnn.com/2012/08/10/technology/etsy-bans-drugs/index.html>.
- 191 203. R. Price, Etsy is awash with illicit products it claims to ban, from ivory to
192 dangerous weapons and mass-produced goods, *Business Insider* (2021).

- 193 [https://www.businessinsider.com/etsy-sells-ivory-weapons-poisonous-plants-mass-produced-](https://www.businessinsider.com/etsy-sells-ivory-weapons-poisonous-plants-mass-produced-products-2021-4)
194 [products-2021-4.](https://www.businessinsider.com/etsy-sells-ivory-weapons-poisonous-plants-mass-produced-products-2021-4)
- 195 204. C. Rajendra-Nicolucci, E. Zuckerman, Top 100: The most popular social media
196 platforms and what they can teach us (2021). [https://knightcolumbia.org/blog/top-100-the-](https://knightcolumbia.org/blog/top-100-the-most-popular-social-media-platforms-and-what-they-can-teach-us)
197 [most-popular-social-media-platforms-and-what-they-can-teach-us.](https://knightcolumbia.org/blog/top-100-the-most-popular-social-media-platforms-and-what-they-can-teach-us)
- 198 205. T. Brown, B. Mann, N. Ryder, M. Subbiah, J. D. Kaplan, P. Dhariwal, A.
199 Neelakantan, P. Shyam, G. Sastry, A. Askell, S. Agarwal, A. Herbert-Voss, G. Krueger, T.
200 Henighan, R. Child, A. Ramesh, D. Ziegler, J. Wu, C. Winter, C. Hesse, M. Chen, E. Sigler,
201 M. Litwin, S. Gray, B. Chess, J. Clark, C. Berner, S. McCandlish, A. Radford, I. Sutskever, D.
202 Amodei, “Language Models are Few-Shot Learners” in *Advances in Neural Information*
203 *Processing Systems* (Curran Associates, Inc., 2020);
204 [https://papers.nips.cc/paper/2020/hash/1457c0d6bfcb4967418bfb8ac142f64a-](https://papers.nips.cc/paper/2020/hash/1457c0d6bfcb4967418bfb8ac142f64a-Abstract.html)
205 [Abstract.html](https://papers.nips.cc/paper/2020/hash/1457c0d6bfcb4967418bfb8ac142f64a-Abstract.html))vol. 33, pp. 1877–1901.
- 206 206. K. A. Carpenter, R. B. Altman, Using GPT-3 to Build a Lexicon of Drugs of
207 Abuse Synonyms for Social Media Pharmacovigilance. *Biomolecules* **13**, 387 (2023).
- 208 207. D. Thanki, B. J. Frederick, “Social media and drug markets” (Publications Office
209 of the European Union, Luxembourg, 2016);
210 http://www.emcdda.europa.eu/system/files/publications/2155/TDXD16001ENN_FINAL.pdf),
211 pp. 115–123.
- 212 208. X. Chen, C. Faviez, S. Schuck, A. Lillo-Le-Louët, N. Texier, B. Dahamna, C.
213 Huot, P. Foulquié, S. Pereira, V. Leroux, P. Karapetiantz, A. Guenegou-Arnoux, S. Katsahian,
214 C. Bousquet, A. Burgun, Mining Patients’ Narratives in Social Media for Pharmacovigilance:
215 Adverse Effects and Misuse of Methylphenidate. *Front. Pharmacol.* **9**, 541 (2018).
- 216 209. A. Magge, E. Tutubalina, Z. Miftahutdinov, I. Alimova, A. Dirkson, S. Verberne,
217 D. Weissenbacher, G. Gonzalez-Hernandez, DeepADEMiner: a deep learning
218 pharmacovigilance pipeline for extraction and normalization of adverse drug event mentions
219 on Twitter. *J. Am. Med. Inform. Assoc.* **28**, 2184–2192 (2021).
- 220 210. J. C. Eichstaedt, H. A. Schwartz, M. L. Kern, G. Park, D. R. Labarthe, R. M.
221 Merchant, S. Jha, M. Agrawal, L. A. Dziurzynski, M. Sap, C. Weeg, E. E. Larson, L. H.
222 Ungar, M. E. P. Seligman, Psychological Language on Twitter Predicts County-Level Heart
223 Disease Mortality. *Psychol. Sci.* **26**, 159–169 (2015).

224 Acknowledgments

225 The authors would like to thank Salvatore Giorgi, Shashanka Subrahmanya, Aadesh
226 Salecha, and Rhana Hashemi for insightful conversations and assistance.
227

228 Funding:

229 National Institutes of Health grant R21DA057598
230 Microsoft Accelerating Foundation Models Research Initiative
231 National Science Foundation grant DGE-1656518 (KAC)
232 National Institutes of Health grant T32HL151323 (ATN)
233 Stanford Biochemistry Department (DAS)
234 National Science Foundation grant 2019286895 (DAS)
235 Stanford Summer First Fellowship (IAS)
236 Sarafan ChEM-H CBI Program Award (IAS)
237 Department of Veterans Affairs Health System Research Service Award RCS 04-141-3
238 (KH)
239

240 Stanford Institute for Human-Centered AI (JCE, RBA, AL)
241 Chan Zuckerberg Biohub (RBA)

242
243 **Author contributions:**

244 Conceptualization: RBA, JCE

245 Methodology: KAC, ATN, DAS, JCE, RBA

246 Investigation: KAC, ATN, DAS, IAS

247 Visualization: KAC, ATN, IAS, JCE

248 Supervision: JCE, RBA, KH, AL, MVK

249 Writing—original draft: KAC, ATN, DAS

250 Writing—review & editing: KAC, ATN, IAS, KH, AL, MVK, JCE, RBA

251
252 **Competing interests:**

253 Authors declare that they have no competing interests.

254
255 **Data and materials availability:**

256 Code for the analyses contained here is available at [https://github.com/kristycarp/opioid-](https://github.com/kristycarp/opioid-social-media-platforms)
257 [social-media-platforms](https://github.com/kristycarp/opioid-social-media-platforms). All other data are present in the main text and the Supplementary
258 Materials.