

## **Effectiveness of Video Teletherapy in Treating Child and Adolescent Obsessive-Compulsive Disorder with Exposure and Response Prevention: a Retrospective Longitudinal Observational Study**

Authors:

Jamie D. Feusner<sup>1-4</sup>, Nicholas R. Farrell<sup>1</sup>, Mia C. Nuñez<sup>1</sup>, Nicholas Lume<sup>1</sup>, Catherine W. MacDonald<sup>1</sup>, Patrick B. McGrath<sup>1</sup>, Larry Trusky<sup>1</sup>, Stephen Smith<sup>1</sup>, Andreas Rhode<sup>1</sup>

<sup>1</sup>NOCD, Inc., Chicago, IL, 60611, USA

<sup>2</sup>Department of Psychiatry, University of Toronto, Toronto, ON, Canada

<sup>3</sup>Centre for Addiction and Mental Health, Toronto, ON, Canada

<sup>4</sup>Department of Women's and Children's Health, Karolinska Institutet, Stockholm, Sweden

### **Abstract:**

Exposure and response prevention (ERP), a form of cognitive-behavioral therapy, stands as an effective primary treatment for obsessive-compulsive disorder (OCD) for children and adolescents as well as adults. However, despite strong evidence supporting ERP's effectiveness from clinical research and real-world applications, its utilization remains limited. This underuse is often attributed to access barriers such as the scarcity of properly trained therapists, geographical constraints, and costs. Some of these barriers may be addressed with virtual behavioral health, providing ERP for OCD through video teletherapy and supplemented by app-based therapeutic tools and messaging support between sessions. While studies in adults with OCD have shown research efficacy and real-world effectiveness of teletherapy ERP, less is known about outcomes in youth. This study reports on the effectiveness of teletherapy ERP for OCD in the largest sample (N=2173) of child and adolescent patients to date, across the U.S., Canada, Australia, and the UK. Treatment resulted in a median 37.3% decrease in OCD symptoms and 53.4% of youth met full response criteria. Further, there were significant reductions in the severity of concurrent depression, anxiety, and stress symptoms. These outcomes were achieved in a relatively small amount of therapist time (median of 13 appointments and 11.5 hours). The observed effect size was substantial and comparable to in-person ERP outcomes. This remote treatment, assisted by technology, is easily accessible to patients and represents a significant advancement in spreading effective and efficient evidence-based care for OCD.

## Introduction

Obsessive-compulsive disorder (OCD) is a common and often disabling mental health condition that affects 0.25-4% of children and adolescents (Flament et al., 1988; Heyman et al., 2001; Douglass et al., 1995). Without treatment, OCD can persist into adulthood. Further, it can significantly interfere with a young person's development, schooling, and relationships. Fortunately, OCD in young people can be effectively managed through psychotherapy, medication, or a combination of the two. Exposure and response prevention (ERP), a form of cognitive-behavioral therapy (CBT), is particularly effective for treating OCD in children and adolescents. It has been extensively tested in clinical trials (Fisher & Wells, 2005; Reid et al., 2021; Stewart & Chambless, 2009) and is recommended as the first-line treatment for OCD (Abramowitz, 1997, 2006; Abramowitz & Foa, 1998; Fisher & Wells, 2005; Koran, 2010; NICE, 2005).

However, accessing ERP can be challenging due to a shortage of therapists trained in this specialized technique, along with the costs and geographical limitations of attending in-person therapy sessions. Therapists with adequate training in ERP for children and adolescents are even more scarce (Reid et al., 2018; Whiteside et al., 2016). Recognizing these obstacles, NOCD has created a virtual therapy program that delivers ERP through video teletherapy. Remote treatments such as video teletherapy have been shown to have non-inferior efficacy as traditional in-person therapy for adults in a head-to-head study (Kishimoto et al., 2024), and as shown in meta-analyses of adults and children/adolescents (Salazar De Pablo et al., 2023; Wootton, 2016). Remote treatments have the added benefit of allowing therapy to take place in the patient's everyday environment. This can be especially helpful for younger patients, as it enables therapists to work with them in the settings that trigger their OCD symptoms, such as at home or school.

The convenience of teletherapy, coupled with the widespread ownership of smartphones, makes NOCD's program a promising option for families seeking help for OCD. Inspired by an open clinical trial that demonstrated the effectiveness of combining the NOCD app with brief face-to-face therapy sessions (Gershkovich et al. 2021), NOCD's model aims to maximize therapeutic impact while minimizing the time required from therapists. This approach has not only been shown to reduce OCD symptoms significantly and efficiently, but also to achieve good patient satisfaction (Gershkovich et al. 2021). Treatment for children and adolescents at NOCD follows a similar structure as for adults, although it includes involvement of parents and/or other caregivers. This comprehensive model aims to improve access to effective OCD treatment for children and adolescents, thereby addressing a significant gap in mental health services for young people.

To extend the reach of its treatment and enhance its effectiveness, NOCD provides remote sessions via video teletherapy, along with additional support through messaging with their therapist, an online OCD community, and peer support. We previously reported clinical outcomes from N=3552 adults with OCD treated with ERP at NOCD (Feusner et al. 2022). In this retrospective observational study, the median improvement was a 45% reduction in OCD

symptoms. Further, 62.9% met the criteria for “full response” defined as a  $\geq 35\%$  reduction in OCD symptoms (Mataix-Cols et al. 2016). The goal of the current retrospective analysis was to determine clinical outcomes in a large naturalistic international sample of N=2173 children and adolescents with a primary obsessive-compulsive disorder diagnosis who received ERP treatment at NOCD from Jul 23, 2020 to May 3, 2024.

## Methods

### *Initial Evaluation and Clinical Assessments*

Parents or legal guardians initially reached out to the NOCD intake team as self-referrals or through referrals from their insurance providers. Licensed therapists, trained by NOCD in OCD assessment and treatment, conducted the initial diagnostic evaluations. These evaluations occurred over the first two sessions and included a thorough clinical review covering the biopsychosocial aspects of the individual's history and a semi-structured diagnostic interview using the Diagnostic Interview for Anxiety, Mood, and Obsessive-Compulsive and Related Neuropsychiatric Disorders (DIAMOND) (Tolin et al., 2018). Those diagnosed with OCD as their primary concern, according to DSM-5 criteria (American Psychiatric Association, 2013) and the DIAMOND, received treatment. Candidates with an "extreme" rating on the DIAMOND clinician-rated severity scale were generally directed to more intensive treatment options, although exceptions were made. Referrals for other significant psychiatric or substance use issues, if they were deemed to potentially interfere with ERP treatment, were also made as needed (e.g. to child and adolescent psychiatrists or other specialty providers). NOCD generally provides services to individuals aged 5 and above, although some exceptions were made for some 4-year-old patients, and accommodated those who were either medicated or unmedicated.

### *Treatment Approach*

The treatment plan included weekly or twice-weekly 60-minute ERP sessions via video for the first three weeks for most, followed by typically 10-14 weeks of weekly 60-minute sessions to support the continuation of ERP exercises. During this phase, some transitioned to 30-minute check-in sessions based on their clinical progress. Therapists, while aiming to adhere to this structured approach, could adjust the number or frequency of sessions to meet clinical needs and/or accommodate patients' and their parents' schedules. Family therapy sessions were scheduled when the therapist deemed them necessary. Additionally, patients and their parents could engage in asynchronous text messaging with their therapists for guidance on homework assignments or for support. NOCD also offered round-the-clock support through online monitored community groups. Patients and their parents also had access to the NOCD app for managing exposure exercises and community interactions. Lastly, parents and caregivers of youth with OCD were able to access weekly support groups facilitated by a trained clinician to receive ongoing support and guidance in reducing accommodation of OCD in the home.

All sessions utilized a secure, U.S. Health Insurance Portability and Accountability Act (HIPAA)-compliant (and compliant with other country's health information privacy regulations) version of Zoom, accessible via personal computing or mobile devices, with live technical support available during business hours to address connectivity issues.

### *Therapist Qualifications and Training*

Study therapists held Master's or doctoral degrees and were licensed in the states of patients to whom they provided treatment or were associate clinicians who were supervised by licensed therapists. Therapists underwent comprehensive ERP training from NOCD. This included five days of focused instruction on OCD and ERP techniques, followed by evaluations including quizzes and mock diagnostic, education, and ERP treatment sessions. Therapists were required to pass the evaluations before starting to treat patients. Ongoing consultation was provided, including weekly group sessions and periodic case reviews.

### *Assessments*

Patients completed self-report assessments to avoid therapist bias. These included the Dimensional Obsessive-Compulsive Scale (DOCS), which was the primary OCD outcome measure, and the Depression, Anxiety, and Stress Scales (DASS-21) to measure commonly occurring comorbid depressive, anxiety, and stress symptoms. Links to these assessments were sent to patients/parents via the NOCD app every three weeks. At every therapy session, therapists also completed the DIAMOND severity scale, a clinician-rated measure of OCD severity.

The Dimensional Obsessive-Compulsive Scale (DOCS; Abramowitz et al., 2010) is a 20-item self-report measure of OCD symptom severity across four domains: contamination, responsibility for harm or mistakes, unacceptable thoughts, and incompleteness/symmetry. The DOCS has shown good psychometric properties, including strong convergent validity with the Yale-Brown Obsessive Compulsive Scale ( $r = .54$ ) and the Obsessive-Compulsive Inventory-Revised ( $r = .69$ ), and is sensitive to the effects of treatment. Further, it is strongly correlated with the Obsessive-Compulsive Inventory-Children's Version Revised (Abramovitch et al., 2022) at baseline (NOCD child and adolescent sample, unpublished data) at baseline ( $r = .77$ ) and at 3 weeks ( $r = .80$ ) and 9 weeks ( $r = .80$ ) of treatment.

The Diagnostic Interview for Anxiety, Mood, and Obsessive Compulsive and Related Neuropsychiatric Disorders (DIAMOND) severity scale (Tolin et al., 2018) is a 2-item clinician-rated assessment of the overall severity of an individual's emotional distress and functional impairment related to OCD symptoms. The clinician makes separate ratings of an individual's emotional distress and functional impairment on a scale ranging from 1 (Normal) to 7 (Extreme), and the higher of the two ratings is taken as the total severity score.

The Depression, Anxiety, and Stress Scales (DASS-21) (Henry & Crawford, 2005) is a 21-item self-report measure of symptoms of depression, anxiety, and stress. It has been widely used in previous research and has consistently shown good psychometric qualities.

### *Statistical Analysis*

Data, anonymized before analysis, were examined using a linear mixed model approach, with time points as fixed factors and patients as random factors. The time points for rating scale scores used in the linear mixed model analysis included ratings at baseline, the most recent rating obtained between weeks 7-11, and the most recent rating obtained between weeks 13-17. Since there was some degree of flexibility in the treatment - thus, not everyone had rating scales done at precisely the same session or week of their treatment these “bins” allowed us to measure symptom improvement at approximately a mid-point in treatment (weeks 7-11) and at the end of the active treatment period (weeks 13-17). The primary (DOCS scores) and secondary (DASS-21 depression, anxiety, and stress scores) outcome measures were analyzed accordingly, with statistical significance set at an alpha of 0.05. We calculated effect sizes using Hedges’ *g*. Descriptive statistics, including treatment duration and mean and median symptom improvements, were calculated for those who had a baseline and at least one subsequent rating at 13–17 weeks. Analyses were conducted in R.

### *Ethical Considerations*

This study, based on retrospective analysis of de-identified clinical records, did not require ethics board review under federal human subject protection regulations. Compliance with data protection laws, including the UK Data Protection Act and the EU’s GDPR, was ensured through NOCD’s privacy policy, which all patients agreed to, outlining data use and protection measures.

## Results

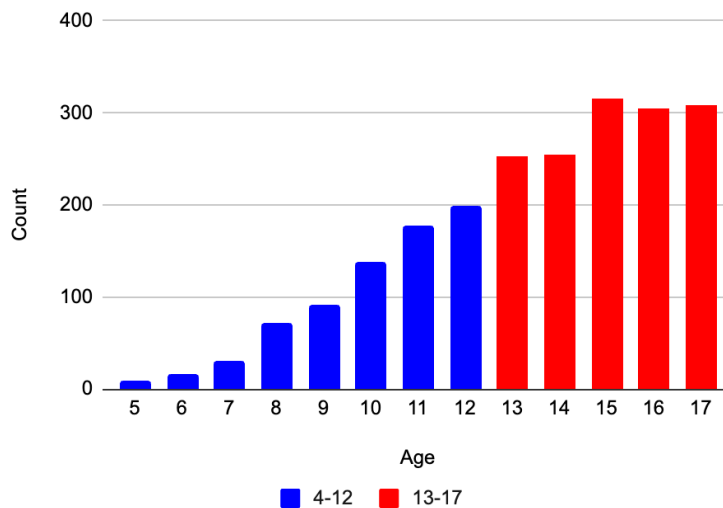
**Table 1. Demographics and psychometrics<sup>1</sup>**

Characteristic	<i>n</i>	%	Mean	SD
<b>Age</b>	2173		13.44	2.77
<b>Gender</b>				
Male	1036	47.68%		
Female	763	35.11%		
Not Reported or Prefer not to say	374	17.21%		
<b>Race and Ethnicity</b>				
White	949	43.67%		
Not Recorded*	721	33.18%		
More than one race	177	8.15%		
Hispanic or Latino	126	5.80%		
Asian, Asian American, or Pacific Islander	95	4.37%		
Undisclosed	42	1.93%		
Other	40	1.84%		
Black or African American	22	1.01%		
American Indian or Alaska Native	1	0.05%		
<b>Medication</b>				
Currently taking	1,058	48.69%		
Not currently taking	1,115	51.31%		
<b>DOCS (baseline)</b>			28.16	13.50
<b>DASS (baseline)</b>				
Anxiety			10.96	8.58
Depression			11.71	10.17
Stress			17.58	9.02

<sup>1</sup> This sample includes individuals with DOCS assessments available at baseline and at 13–17 weeks

\* this includes multiple entries for ethnicity, participants who opted not to respond and those whose ethnicities were not included

## Participant Age at Beginning of Treatment



**Fig. 1.** Age Distribution for the total sample

### *Treatment duration*

The mean treatment duration was  $15.12 \pm 7.96$  weeks (median = 15, interquartile range = 10.86 – 17.00, mode = 16), the mean number of visits was  $13.70 \pm 5.83$  (median = 13, interquartile range = 10.00 – 16.00, mode = 13), and the mean number of therapist hours was  $12.60 \pm 5.58$  (median = 11.50, interquartile range = 9.00 – 15.00, mode = 10.50).

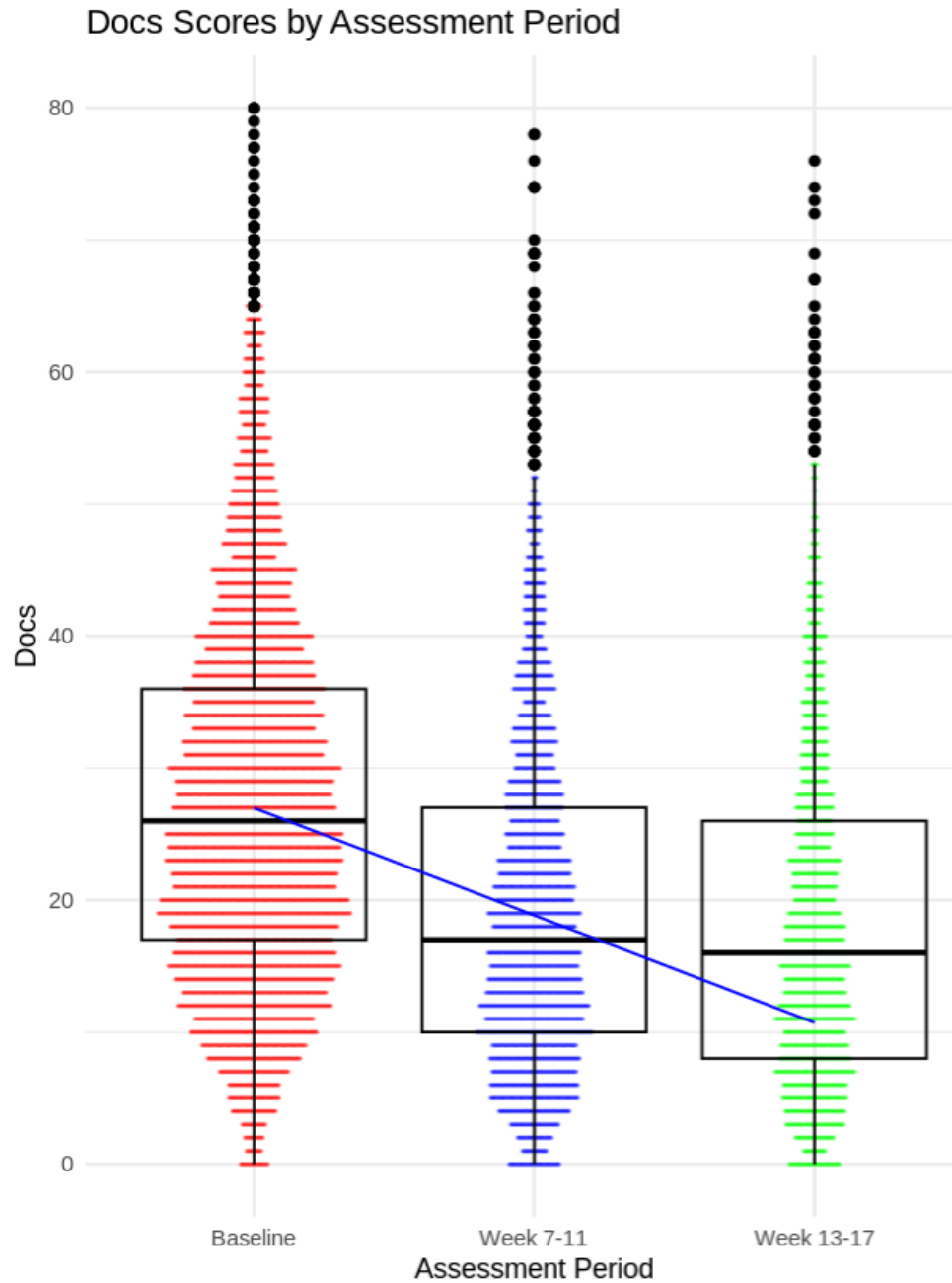
### *OCD symptom results*

NOCD treatment resulted in a significant decrease in patient-rated OCD symptoms over time (DOCS scores) (effect of time:  $t_{6927.69} = -52.77, P < .001$ ; initial to endpoint Hedges  $g = -.65$ : “medium” effect size, CI -0.59 to -0.70). From baseline to week 7-11, DOCS scores decreased from a mean of  $27.4 \pm 14.1$  to a mean of  $19.7 \pm 13.1$ , representing a mean -7.7 (CI -7.1 to -8.2) point decrease (28.10%). By week 13-17, DOCS scores improved to a mean of  $18.3 \pm 12.9$ , representing a mean 9.1 (CI -8.5 to -9.7) point decrease (33.2%). On the individual patient level, median DOCS score improvement was 38.46% (interquartile range = 12.50% to 64.00%) (see (Fig. 2).

Further, 53.4% had  $\geq 35\%$  reduction in OCD symptoms and were categorized as full “responders” (Mataix-Cols et al. 2016). A total of 62.0% achieved either partial (25-35% reduction) or full response.

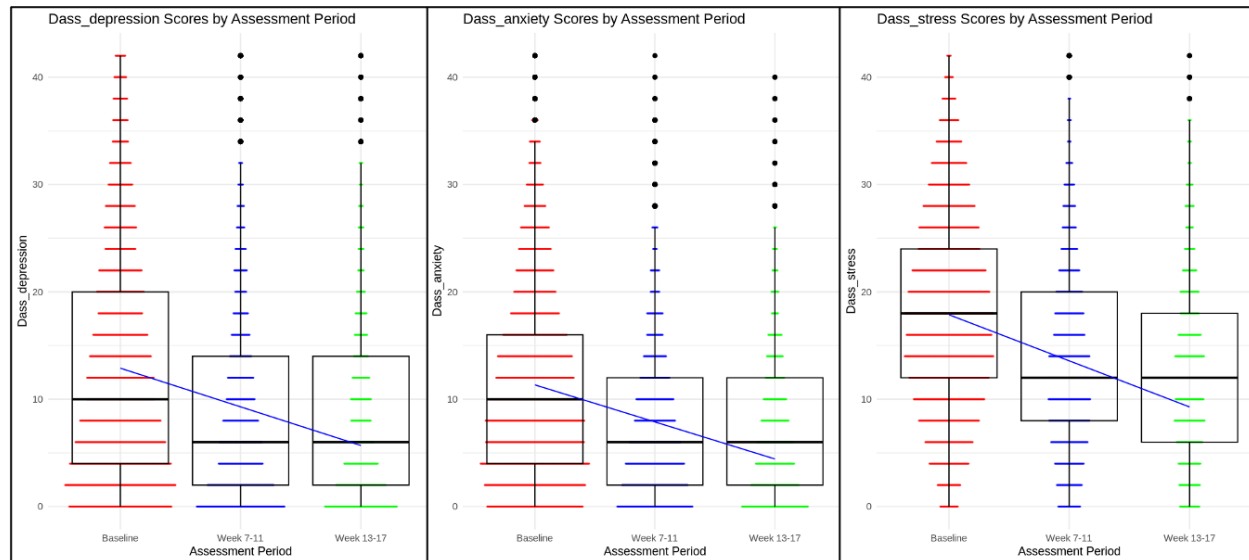
### *Depression, Anxiety, and Stress Results*

Treatment resulted in significant improvements on the DASS depression ( $t_{6415.03} = -30.55, P < .001$ ; initial to endpoint Hedges  $g = -.37, CI -0.32$  to -0.42), DASS anxiety ( $t_{6571.91} = -34.05, P < .001$ ; initial to endpoint Hedges  $g = -.43, CI -0.38$  to -0.49), DASS stress ( $F_{7123.66} = -36.66, P < .001$ ; initial to endpoint Hedges  $g = -.52, CI -0.47$  to -0.57) (see Fig. 3).



**Figure 2.** Changes in obsessive-compulsive disorder symptoms as assessed by the Dimensional Obsessive-Compulsive Scale (DOCS) with treatment.  $P < .001$  for the week 7-11 assessment compared with baseline scores, and  $P < .001$  for the week 13-17 assessment compared with baseline scores.





**Figure 3.** Changes in a) depression, b) anxiety, and c) stress symptoms with treatment, as assessed by the Depression Anxiety and Stress Scale (DASS-21).  $P < .001$  for the week 7-11 assessment compared with baseline scores, and  $P < .001$  for the week 13-17 assessment compared with baseline scores.

#### *Post hoc analysis of outcomes stratified by starting clinician-rated severity level*

To determine how treatment response differed by different initial severity levels of OCD, we used the DIAMOND clinician-rated severity scale at the initial assessment to stratify patients into three groups of severity ratings: “Mild” (severity score of 2 or 3), “Moderate” (severity score of 4 or 5), or “Severe” (severity score of 6 or 7). For DOCS scores, on the individual patient level the Mild group ( $n=264$ ) had a median 40.31% reduction (interquartile range: 8.51%-79.80%), the Moderate group ( $n=1761$ ) a median 38.36% reduction (interquartile range: 13.33%-63.64%), and the Severe group ( $n=144$ ) a median 34.07% reduction (interquartile range: 6.56%-58.52%). Response rates from the DOCS were 55.3% for Mild, 54.23% for Moderate, and 49.30% for Severe.

## **Discussion**

Children and adolescents with OCD who were treated with ERP via digital teletherapy exhibited significant reductions in their symptoms, demonstrating the effectiveness of this approach for younger populations. Specifically, symptom reduction was notable with a median 37.3% reduction, 53.4% of participants achieving full response, and 62.0% showing either partial or full response. The treatment also led to improvements in commonly co-occurring symptoms such as depression, anxiety, and stress. These outcomes underscore the potential of targeted OCD treatment to alleviate a range of severe and distressing symptoms. This is particularly important given that an estimated 50-87.5% of OCD cases onset before the age of 21 (Delorme et al., 2005; Ruscio et al., 2010) and OCD is a chronic condition if left untreated. Further, individuals

often endure symptoms for an average of 11 years before receiving treatment (Pinto et al., 2006).

The results highlight the substantial impact and efficiency of this treatment model for OCD and associated symptoms, offering both time and cost savings. The rapid timeframe of these improvements, achieved in a median of 13 sessions and 11.5 hours, represents a significant reduction in both therapist time and treatment duration compared to what has been observed in treatment-as-usual outpatient CBT (37.0 ±45.0 sessions) (Mancebo et al., 2006). This efficiency has implications for considerable cost reductions for families and insurance providers.

The treatment methodology for children and adolescents, as for adults, was influenced by a previously developed and evaluated approach to provide evidence-based ERP treatment efficiently in terms of therapist time (Gershkovich et al., 2021). The symptom reduction achieved in this study aligns with those found in earlier research, although direct comparisons are somewhat limited due to differences in setting (real-world clinical versus controlled research environments) and outcome measures used (patient-rated DOCS versus clinician-rated Yale-Brown Obsessive-Compulsive Scale) (Pinto et al., 2006). Additionally, the use of face-to-face teletherapy distinguishes this treatment from in-person methods previously studied.

In terms of comparison with previously-reported adult outcomes (Feusner et al. 2022), the results in this child and adolescent cohort show a slightly lower magnitude of symptom reduction (median 7.7% lower). This may be due to several factors. Children and adolescents may not as readily comprehend the rationale behind ERP, which might result in some resisting doing all required homework. In general, the idea of intentionally experiencing distress in the interest of overcoming symptoms may be highly counterintuitive, especially for children. The concepts of habituation with repeated exposures and interruption of compulsions as a way to break the cycle of obsessions and compulsions are abstract concepts that may exceed the cognitive developmental capacities of some. These potential barriers are partially mitigated, however, by parental psychoeducation and their involvement in the treatment.

Further, in this cohort, symptom improvements were relatively consistent across mild, moderate, and severe cases. This indicates the treatment model's broad applicability and effectiveness across different severity levels of OCD, even in those with severe OCD, who achieved a median of 34.07% symptom reduction. This finding emphasizes the treatment's capacity to address the needs of a diverse group of young patients, in a time-efficient manner.

An innovative aspect of the NOCD model was the inclusion of additional patient support mechanisms, such as between-session SMS messaging with therapists and 24-hour access to NOCD's online support community. These features not only facilitated a sense of belonging and understanding among participants but also helped normalize their experiences by connecting them with peers facing similar challenges. This peer support, especially from individuals who had successfully completed the NOCD treatment, likely encouraged ongoing engagement and adherence to the therapy process, which is critical given the inherently challenging nature of ERP.

The use of technology, including video teletherapy and integrated communication tools, was pivotal in engaging and effectively treating a wide demographic of young patients across various locations. These technological solutions allowed for the execution of in-session, in-vivo exercises tailored to the individual's symptoms and environments, enhancing the relevance and impact of the therapy. Previous research supports the efficacy of remote therapy, and the significant symptom improvement rates observed in this study further validate the effectiveness of virtual ERP, comparable to traditional in-person therapy.

There are limitations to this analysis. These include its observational design and the lack of standardized treatment fidelity checks typically found in controlled trials, although NOCD therapists received the same, standardized training, and were audited for their adherence to their ERP training and their achieved outcomes. Importantly, however, the flexibility allowed within the treatment model provides real-world applicability and potential for adaptation to the highly-varied individual patient and parent needs.

## **Conclusions**

Overall, ERP delivered via technology-assisted video teletherapy results in clinically significant improvements in OCD, depression, anxiety, and stress symptoms for children and adolescents with OCD. This is achieved in approximately 65% fewer sessions than treatment-as-usual outpatient ERP/CBT. Further, it is effective for moderate and severe OCD, which for some may prevent the need for higher levels of care such as intensive outpatient, partial hospitalization, residential, or inpatient treatment. Because OCD in this population intimately involves the family, healthier children and adolescents could translate to less stress and better health in family members. In sum, this treatment modality offers a scalable, effective option for accessing evidence-based care, potentially reducing the burden of OCD on young individuals and their families while also presenting an opportunity for significant cost savings compared to traditional treatment methods.

## **Acknowledgments:**

The authors would like to thank the NOCD therapists and Member Advocates for their help in facilitating treatment and care experiences.

There was no external funding for the analysis.

## **Conflicts of Interest:**

JDF, NRF, MN, NL, CM, PM, LT, SS, and AR report personal fees from NOCD Inc.

## **Abbreviations:**

**OCD = obsessive-compulsive disorder**

**ERP = exposure and response prevention**

**DOCS = Dimensional Obsessive-Compulsive Scale**

**DIAMOND = Diagnostic Interview for Anxiety, Mood, and OCD and Related Neuropsychiatric Disorders**

**DASS-21 = Depression, Anxiety, and Stress Scales**

## References:

- Abramovitch, A., Abramowitz, J. S., McKay, D., Cham, H., Anderson, K. S., Farrell, L., Geller, D. A., Hanna, G. L., Mathieu, S., McGuire, J. F., Rosenberg, D. R., Stewart, S. E., Storch, E. A., & Wilhelm, S. (2022). The OCI-CV-R: A Revision of the Obsessive-Compulsive Inventory - Child Version. *Journal of Anxiety Disorders, 86*, 102532. <https://doi.org/10.1016/j.janxdis.2022.102532>
- Abramowitz, J. S. (1997). Effectiveness of psychological and pharmacological treatments for obsessive-compulsive disorder: A quantitative Review: Journal of Consulting and Clinical Psychology. *Journal of Consulting and Clinical Psychology, 65*(1), 44–52. <https://doi.org/10.1037/0022-006X.65.1.44>
- Abramowitz, J. S. (2006). The psychological treatment of obsessive-compulsive disorder. *The Canadian Journal of Psychiatry, 51*(7), 407–416. <https://doi.org/10.1177/070674370605100702>
- Abramowitz, J. S., Deacon, B. J., Olatunji, B. O., Wheaton, M. G., Berman, N. C., Losardo, D., Timpano, K. R., McGrath, P. B., Riemann, B. C., Adams, T., Björgvinsson, T., Storch, E. A., & Hale, L. R. (2010). Assessment of obsessive-compulsive symptom dimensions: Development and evaluation of the Dimensional Obsessive-Compulsive Scale. *Psychological Assessment, 22*(1), 180–198. <https://doi.org/10.1037/a0018260>
- Abramowitz, J. S., & Foa, E. B. (1998). Worries and obsessions in individuals with obsessive-compulsive disorder with and without comorbid generalized anxiety disorder. *Behaviour Research and Therapy, 36*(7–8), 695–700. [https://doi.org/10.1016/s0005-7967\(98\)00058-8](https://doi.org/10.1016/s0005-7967(98)00058-8)
- American Psychiatric Association (Ed.). (2013). *Diagnostic and statistical manual of mental disorders: DSM-5* (5th ed). American Psychiatric Association.
- Delorme, R., Golmard, J.-L., Chabane, N., Millet, B., Krebs, M.-O., Mouren-Simeoni, M. C., & Leboyer, M. (2005). Admixture analysis of age at onset in obsessive-compulsive disorder. *Psychological Medicine, 35*(2), 237–243. <https://doi.org/10.1017/s0033291704003253>
- Douglass, H. M., Moffitt, T. E., Dar, R., McGee, R., & Silva, P. (1995). Obsessive-compulsive disorder in a birth cohort of 18-year-olds: Prevalence and predictors. *Journal of the*

*American Academy of Child and Adolescent Psychiatry*, 34(11), 1424–1431.

<https://doi.org/10.1097/00004583-199511000-00008>

- Feusner, J. D., Farrell, N. R., Kreyling, J., McGrath, P. B., Rhode, A., Faneuff, T., Lonsway, S., Mohideen, R., Jurich, J. E., & Trusky, L. (2022). Online video teletherapy treatment of obsessive-compulsive disorder using exposure and response prevention: Clinical outcomes from a retrospective longitudinal observational study. *Journal of Medical Internet Research*, 24(5), e36431.
- Fisher, P. L., & Wells, A. (2005). How effective are cognitive and behavioral treatments for obsessive-compulsive disorder? A clinical significance analysis. *Behaviour Research and Therapy*, 43(12), 1543–1558. <https://doi.org/10.1016/j.brat.2004.11.007>
- Flament, M. F., Whitaker, A., Rapoport, J. L., Davies, M., Berg, C. Z., Kalikow, K., Sceery, W., & Shaffer, D. (1988). Obsessive compulsive disorder in adolescence: An epidemiological study. *Journal of the American Academy of Child and Adolescent Psychiatry*, 27(6), 764–771. <https://doi.org/10.1097/00004583-198811000-00018>
- Foa, E. B., Yadin, E., & Lichner, T. K. (2012). *Exposure and response (ritual) prevention for obsessive-compulsive disorder: Therapist guide* (2nd ed). Oxford University Press.
- Gershkovich, M., Middleton, R., Hezel, D. M., Grimaldi, S., Renna, M., Basaraba, C., Patel, S., & Simpson, H. B. (2021). Integrating exposure and response prevention with a mobile app to treat obsessive-compulsive disorder: Feasibility, acceptability, and preliminary effects. *Behavior Therapy*, 52(2), 394–405. <https://doi.org/10.1016/j.beth.2020.05.001>
- Henry, J. D., & Crawford, J. R. (2005). The short-form version of the Depression Anxiety Stress Scales (DASS-21): Construct validity and normative data in a large non-clinical sample. *British Journal of Clinical Psychology*, 44(2), 227–239. <https://doi.org/10.1348/014466505X29657>
- Heyman, I., Fombonne, E., Simmons, H., Ford, T., Meltzer, H., & Goodman, R. (2001). Prevalence of obsessive-compulsive disorder in the British nationwide survey of child mental health. *The British Journal of Psychiatry: The Journal of Mental Science*, 179, 324–329. <https://doi.org/10.1192/bjp.179.4.324>
- Kishimoto, T., Kinoshita, S., Kitazawa, M., Hishimoto, A., Asami, T., Suda, A., Bun, S., Kikuchi, T., Sado, M., Takamiya, A., Mimura, M., Sato, Y., Takemura, R., Nagashima, K., Nakamae, T., Abe, Y., Kanazawa, T., Kawabata, Y., Tomita, H., ... J-PROTECT collaborators. (2024). Live two-way video versus face-to-face treatment for depression, anxiety, and obsessive-compulsive disorder: A 24-week randomized controlled trial. *Psychiatry and Clinical Neurosciences*, 78(4), 220–228. <https://doi.org/10.1111/pcn.13618>
- Koran, L. M. (2010). *Treatment of patients with obsessive-compulsive disorder*.
- Mancebo, M. C., Eisen, J. L., Pinto, A., Greenberg, B. D., Dyck, I. R., & Rasmussen, S. A. (2006). The brown longitudinal obsessive compulsive study: Treatments received and

- patient impressions of improvement. *The Journal of Clinical Psychiatry*, 67(11), 1713–1720. <https://doi.org/10.4088/jcp.v67n1107>
- Mataix-Cols, D., Fernández de la Cruz, L., Nordsetten, A. E., Lenhard, F., Isomura, K., & Simpson, H. B. (2016). Towards an international expert consensus for defining treatment response, remission, recovery and relapse in obsessive-compulsive disorder. *World Psychiatry: Official Journal of the World Psychiatric Association (WPA)*, 15(1), 80–81. <https://doi.org/10.1002/wps.20299>
- National Institute for Health and Care Excellence. (2005). *Obsessive-compulsive disorder and body dysmorphic disorder: Treatment*.
- Pinto, A., Mancebo, M. C., Eisen, J. L., Pagano, M. E., & Rasmussen, S. A. (2006). The Brown Longitudinal Obsessive Compulsive Study: Clinical features and symptoms of the sample at intake. *The Journal of Clinical Psychiatry*, 67(5), 703–711. <https://doi.org/10.4088/jcp.v67n0503>
- Reid, A. M., Guzick, A. G., Fernandez, A. G., Deacon, B., McNamara, J. P. H., Geffken, G. R., McCarty, R., & Striley, C. W. (2018). Exposure therapy for youth with anxiety: Utilization rates and predictors of implementation in a sample of practicing clinicians from across the United States. *Journal of Anxiety Disorders*, 58, 8–17. <https://doi.org/10.1016/j.janxdis.2018.06.002>
- Reid, J. E., Laws, K. R., Drummond, L., Vismara, M., Grancini, B., Mpavaenda, D., & Fineberg, N. A. (2021). Cognitive behavioural therapy with exposure and response prevention in the treatment of obsessive-compulsive disorder: A systematic review and meta-analysis of randomised controlled trials. *Comprehensive Psychiatry*, 106, 152223. <https://doi.org/10.1016/j.comppsy.2021.152223>
- Ruscio, A. M., Stein, D. J., Chiu, W. T., & Kessler, R. C. (2010). The epidemiology of obsessive-compulsive disorder in the National Comorbidity Survey Replication. *Molecular Psychiatry*, 15(1), 53–63. <https://doi.org/10.1038/mp.2008.94>
- Salazar De Pablo, G., Pascual-Sánchez, A., Panchal, U., Clark, B., & Krebs, G. (2023). Efficacy of remotely-delivered cognitive behavioural therapy for obsessive-compulsive disorder: An updated meta-analysis of randomised controlled trials. *Journal of Affective Disorders*, 322, 289–299. <https://doi.org/10.1016/j.jad.2022.11.007>
- Sharma, E., Tripathi, A., Grover, S., Avasthi, A., Dan, A., Srivastava, C., Goyal, N., Manohari, S., & Reddy, J. (2019). Clinical profile of obsessive-compulsive disorder in children and adolescents: A multicentric study from India. *Indian Journal of Psychiatry*, 61(6), 564. [https://doi.org/10.4103/psychiatry.IndianJPsychiatry\\_128\\_19](https://doi.org/10.4103/psychiatry.IndianJPsychiatry_128_19)
- Stewart, R. E., & Chambless, D. L. (2009). Cognitive-behavioral therapy for adult anxiety disorders in clinical practice: A meta-analysis of effectiveness studies. *Journal of Consulting and Clinical Psychology*, 77(4), 595–606. <https://doi.org/10.1037/a0016032>

Tolin, D. F., Gilliam, C., Wootton, B. M., Bowe, W., Bragdon, L. B., Davis, E., Hannan, S. E., Steinman, S. A., Worden, B., & Hallion, L. S. (2018). Psychometric properties of a structured diagnostic interview for DSM-5 anxiety, mood, and obsessive-compulsive and related disorders. *Assessment, 25*(1), 3–13.

<https://doi.org/10.1177/1073191116638410>

Whiteside, S. P. H., Deacon, B. J., Benito, K., & Stewart, E. (2016). Factors associated with practitioners' use of exposure therapy for childhood anxiety disorders. *Journal of Anxiety Disorders, 40*, 29–36. <https://doi.org/10.1016/j.janxdis.2016.04.001>

Wootton, B. M. (2016). Remote cognitive–behavior therapy for obsessive–compulsive symptoms: A meta-analysis. *Clinical Psychology Review, 43*, 103–113.

<https://doi.org/10.1016/j.cpr.2015.10.001>