

1 **Title**

2 Human resources for health, service coverage and maternal and perinatal outcomes in Benin,
3 Malawi, Tanzania and Uganda

4
5 **Authors**

6 Ann-Beth Moller^{1*}, Joanne Welsh², Max Petzold³, Amani Siyam⁴

7
8 ¹ School of Public Health and Community Medicine, Institute of Medicine, Sahlgrenska
9 Academy, University of Gothenburg, Gothenburg, Sweden

10 ²Independent Consultant, Maternal and Newborn Health, Cambridge, United Kingdom

11 ³University of Gothenburg, Gothenburg, Sweden

12 ⁴ Department of Health Situation and Trend Assessment, World Health Organization, New
13 Delhi, India

14

15

16

17

18

19

20 *Correspondence author: Ann-Beth Moller

21 Email: ann-beth.moller.2@gu.se

22 ORCID iD: <http://orcid.org/0000-0003-3581-0938>

23 **Abstract**

24 A well-performing and competent health workforce (HWF) is at the core of health systems yet
25 many countries are facing a human resources for health (HRH) crisis. A prerequisite for
26 achieving universal health coverage, including fulfilling the Sustainable Development Goals
27 related to women and newborns, is an adequate supply of health workers able to provide
28 quality of care at all levels of the health system. Thus, we evaluated how HRH policies and
29 strategies influenced trends of maternal and newborn workforce densities and assessed the
30 association between HWF densities, service coverage and health outcomes in Benin, Malawi,
31 Tanzania and Uganda. We applied the READ framework (Ready your materials; Extract data;
32 Analyse data and Distil findings) for our HRH policy and strategy document analysis and
33 conducted a comparative analysis including three HWF densities (medical doctors, nursing
34 and midwifery personnel) two health services, and five health outcome variables. Twenty HRH
35 policies and strategies were included in the analysis published from 2010 to 2021. The scope
36 of the HRH policies and strategies were described in four dimensions; availability, accessibility,
37 acceptability and quality. We found that all policies and strategies addressed aspects related
38 to availability and accessibility as well as the need for HRH quality improvements whereas
39 acceptability was poorly represented. The comparative analysis revealed that service
40 coverage and health outcomes appear to be insensitive to the fluctuations in HWF densities
41 and related HRH policies as very little or no reduction was seen in outcomes from 2010 to
42 2020. There is a need to tackle the availability, accessibility, acceptability and quality of the
43 HWF. Evidence needs to be translated into policy and practice otherwise the HWF in these

44 countries will continue to struggle, affecting progress and realizing womens' and newborn's
45 human rights to health.

46

47 **Key words**

48 Human resources for health, health policies, health system, health workforce, perinatal and
49 maternal health, service coverage, sub-Saharan Africa

50 **Background**

51 Many countries are facing a human resources for health (HRH) crisis, lacking a competent
52 health workforce (HWF) required to deliver universal health coverage (UHC) matching
53 population needs [1], including care for women and newborns as targeted by the Sustainable
54 Development Goals (SDG) and the UHC agenda [2, 3]. The importance of the HWF in achieving
55 SDG goal 3 “ensure healthy lives and promote well-being for all at all ages” is reflected in SDG
56 target 3.c “substantially increase health financing and the recruitment, development, training
57 and retention of the HWF in developing countries, especially in least developed countries and
58 small island developing States” and indicator 3.c.1 “health workforce density and
59 distribution”. [2] Sub-Saharan Africa (SSA) is confronted with the lowest HWF densities with
60 2.3 medical doctors, and 12.6 nursing and midwifery personnel per 10 000 population,
61 significantly below the global level of 16.3 medical doctors, and 39.4 nursing and midwifery
62 personnel per 10 000 population. [4] Projections suggest that by 2030 the global HWF
63 shortage will approximate to ten million. SSA will be challenged with the highest shortage of
64 5.3 million which equates to 52% of the global projected shortage by 2030. [1] The shortage
65 is often linked to lack of investment in education, an absence of HRH policies, international
66 migration of health workers and a weak information system monitoring the stock of the
67 labour market dynamics to inform policies and programmes. [5] The COVID-19 pandemic
68 exacerbated health care worker shortages and highlighted the fragility of the health care
69 system. Those working during the pandemic were faced with risk of infection, exhaustion,
70 stress, and anxiety which combined, led to compromised physical and mental health for
71 numerous health workers, with some leaving their profession. [6-9]

72 In addition to HRH shortages, evidence suggests that prior to entering the HWF, pre-service
73 training does not always meet international standards. [10] The knock-on effect is reduced
74 competence levels [10, 11] which, in turn, affects quality of care delivered. Furthermore,
75 inadequate remuneration packages and lack of an enabling working environment can leave
76 health care workers demotivated and unprepared to deliver care required. [12-14]
77 Collectively, these factors influence health outcomes for the population. Maternal and
78 newborn health (MNH) is one example. Under SDG 3 and the Global Strategy for Women’s,
79 Children’s and Adolescents’ Health (2016–2030) there are specific targets related to MNH. [2,
80 15] These include ensuring women have access to family planning, antenatal care, and
81 increasing the number of births attended by a skilled health personnel, also known as skilled
82 birth attendant (SBA). [16, 17] As a result, essential services such as antenatal, intrapartum
83 and postnatal care have been more and more accessible with evidence suggesting increased
84 coverage for all these services in SSA. [18] Access to skilled health personnel during childbirth,
85 a prominent indicator in the SDG framework (SDG indicator 3.1.2), increased globally from 81
86 to 86 % between 2015 and 2022 with SSA experiencing the lowest coverage (70%) in 2022. [4]
87 Despite this, high levels of maternal and newborn morbidity and mortality still persist. [4]
88 In 2021 an estimated 1.9 million newborns were stillborn at 28 weeks or more of gestation
89 with SSA accounting for almost half (45%) of these stillbirths. [19] Latest preterm birth
90 estimates suggest stagnation in SSA as 10.1% of all livebirths (95% credible interval (CrI): 8.5-
91 12.6%) in 2020 were born preterm which shows no change from the 10.1% (95% CrI: 8.6-
92 12.7%) in 2010. [20] Lack of progress is also seen for low birthweight (LBW) in SSA, which has
93 the second highest LBW prevalence after southern Asia in 2020 (24.4% (95% CrI: 20.8-29.3)),

94 with an estimated prevalence of 13.9% (95% CrI: 12.4-15.7%) in 2020 compared to 15.7%
95 (95% CrI: 14.-17.7%) in 2000. [21]

96 Preterm birth and LBW are not only associated with greater risk of mortality but also greater
97 risk of short- and long-term morbidities throughout the life course, with preterm birth being
98 the main risk factor for death in children below five years, accounting for approximately 18%
99 of such deaths. [22] Furthermore, preterm and LBW births hugely affect pregnant people,
100 families, society and economies. [23-26]

101 The World Health Organization (WHO) prominently positioned a well-performing and
102 competent HWF as one of the six building blocks for health system strengthening. [27] To
103 ensure the well-being of women and newborns, as well as positive health outcomes for both
104 groups, women and newborns need access to a health system which provides timely quality
105 care, delivered by educated and competent providers. However, many countries including
106 many in SSA struggle to ensure the four essential dimensions for healthcare services defined
107 as: Availability, Accessibility, Acceptability and Quality also referred to as the AAAQ
108 Framework. [28] Box 1. provides the operational definition of the AAAQ framework
109 dimensions.

110 **Box 1. Availability, Accessibility, Acceptability and Quality (AAAQ) framework**

Framework dimensions	Operational definition
Availability	The sufficient supply, appropriate stock of health workers, with the relevant competencies and skill mix that corresponds to the health needs of the population.
Accessibility	The equitable distribution of health workers in terms of travel time and transport (spatial), opening hours and corresponding workforce attendance (temporal), the infrastructure's attributes (physical—such as disabled-friendly buildings), referral mechanisms (organizational) and the direct and indirect cost of services, both formal and informal (financial).
Acceptability	The characteristics and ability of the workforce to treat all patients with dignity, create trust and enable or promote demand for services; this may take different

	forms such as a same-sex provider or a provider who understands and speaks one's language and whose behaviour is respectful according to age, religion, social, cultural values, etc.
Quality	The competencies, skills, knowledge and behaviour of the health worker as assessed according to professional norms (or other guiding standards) and as perceived by users.

111 Source: Campbell J, Dussault G, Buchan J, Pozo-Martin F, Guerra Arias M, Leone C, Siyam A, Cometto
112 G. A Universal Truth: No Health Without a Workforce: Third Global Forum on Human Resources for
113 Health Report. Geneva : Global Health Workforce Alliance and World Health Organization; 2013.
114

115 Gaps in these dimensions have led to a stagnation in outcomes related to MNH [19, 20, 29-
116 31], and jeopardize global efforts to implement and meet targets included in various
117 strategies such as Ending Preventable Maternal Mortality [16], Every Newborn Action Plan
118 [17] , Global Strategy for Women's, Children's and Adolescents Health 2016-2030 [15] and
119 targets included in the SDG agenda [2]. To ensure improvement in MNH outcomes it is
120 important to understand how national HRH, and other national policies and strategies have
121 influenced MNH outcomes and related health service to inform policy and best practices.

122 Limited research, knowledge and evidence is available about MNH outcomes in relation to the
123 densities of the HWF delivering health services such as midwives, nurses and medical doctors.
124 The aim of this study was to assess how HRH policies and strategies have influenced the trends
125 of the maternal and newborn HWF densities, and the association between HWF densities,
126 service coverage and health outcomes. We focused on stillbirths, LBW, preterm birth,
127 neonatal and maternal mortality as outcomes as they contribute to the main burden of
128 adverse outcomes. Moreover, the majority of these perinatal and maternal adversities are
129 preventable if appropriate timely quality care is provided. [32] For health service coverage we
130 applied two essential indicators – coverage of antenatal care of four or more visits (ANC4+)
131 and SBA. The case study countries are Benin, Malawi, Tanzania and Uganda. These countries

132 were selected to complement earlier research related to midwifery care providers’
 133 competencies after pre-service training and intrapartum competencies conducted in the
 134 same countries. [10, 33] In addition, these countries are on the WHO’s “health workforce
 135 support and safeguards list, 2023. [34] Country inclusion in the list is based on a national
 136 density of doctors, nurses and midwives below the global median of 49 per 10 000 population
 137 and an universal health service coverage index below 55 (out of 100). [35] Table 1 provides
 138 density data of medical doctors nursing and midwifery personnel for each of the countries.

139
 140

Table 1. Density of medical doctors, nursing and midwifery personnel

Density by occupation (per 10 000 population) (latest available year)	Countries			
	Benin	Malawi	Tanzania	Uganda
Medical doctors	1.95 (2022)	0.49 (2022)	1.33 (2022)	1.68 (2022)
Nursing personnel	4.41 (2022)	4.70 (2022)	5.50 (2018)	15.70 (2022)
Midwifery personnel	1.54 (2022)	0.30 (2022)	Not reported after 2006	6.98 (2022)

141 Source: WHO National Health Workforce Account (NHHWA) Data Platform - Country profiles.
 142 December 2023 update. Accessed 03 January 2024.

143

144 This study aimed to answer the following research questions:

145 How have HRH policies and strategies influenced the changing trends of maternal and
 146 newborn HWF densities in Benin, Malawi, Tanzania and Uganda between 2010 to
 147 2022?

148 What is the association between HWF densities, service coverage and perinatal and
 149 maternal health outcomes in Benin, Malawi, Tanzania and Uganda from 2010 to 2020?

150 **Methods**

151 **Study design and setting**

152 Various contextual factors, HRH policies and strategies and MNH health outcomes are present
153 in Benin, Malawi, Tanzania and Uganda, and therefore an exploratory case-study policy
154 process tracing approach was applied to each country's health and policy data. Policy process
155 tracing is a method that attempts to identify the underlying processes in order to explain
156 outcomes "what mechanistic explanation accounts for the outcome?". [36] The approach
157 aims to determine whether an independent variable(s) really affects the dependent
158 variable(s) and to what effect. The independent variables in the study (HWF densities by
159 occupation) are regarded as causes of the change in the dependent variables (coverage of
160 health services and MNH outcomes).

161 Two sets of data were collected and analysed to answer the research questions. In this case,
162 data were required pertaining to policies and strategies relevant to HRH as well as data
163 pertaining to HWF densities, service coverage and MNH outcomes.

164 We used the READ framework for our policy and strategy document analysis, a step-by-step
165 guide for qualitative policy analysis. As a systematic approach, READ provides a framework
166 for identifying appropriate documents and gleaning relevant information from them. The
167 stages of READ are: 1) Ready your materials, 2) Extract data, 3) Analyse data and 4) Distil your
168 findings. Each stage will be discussed as we outline data collection and data analysis methods.

169 [37]

170 Lowess smoothing, which stands for locally weighted scatterplot smoothing, a variation of
171 Lowess that uses a robust weighting scheme to reduce the impact of outliers was used for the

172 comparative analysis. Lowess smoothing is a visual method to fit smooth curves to the
173 empirical data, without any specific assumptions, by using weighted linear regression. [38]
174 This comparative analysis included five health outcome variables LBW, stillbirth (SBR),
175 preterm birth (PTB), neonatal mortality (NMR) and maternal mortality (MMR), two service
176 coverage variables (ANC4+ and SBA) and three maternal and newborn HWF densities (medical
177 doctors, nursing, and midwifery personnel). All the empirical data used are quite variable in
178 their structural patterns, data collection methods and availability of data points overtime.
179 Hence, the key advantage in using the Lowess smoothing is that the fitted curve for any
180 variable is obtained empirically rather than through stringent prior specifications about the
181 nature of any structure that may exist within the data. The result is a smooth curve that
182 follows the general trend of the data, but also adapts to local variations. [38]

183

184 **Data compilation and management**

185 Under the READ framework we “Readied our materials”. This required us to set parameters
186 in terms of the nature and volume of documents we wished to identify and analyse. This was
187 achieved by defining the following criteria:

- 188 i. Topic: HRH policies and strategies related to maternal and newborn health.
- 189 ii. Dates of inclusion: We opted to include documents published from 2010 onwards to
190 explore the policy environment. The year 2010 was also chosen as all our MNH health
191 outcomes variables of interest have time trends data available from 2010 to 2020.
- 192 iii. Places to search for relevant documents available in the public domain: To obtain
193 HRH policies and strategies we searched three different sources considered most

194 pertinent: the Ministry of Health website for the four countries, WHO Global Sexual,
195 Reproductive, Maternal, Newborn, Child and Adolescent Health (SRMNCAH) Policy
196 Database ([https://platform.who.int/data/maternal-newborn-child-adolescent-](https://platform.who.int/data/maternal-newborn-child-adolescent-ageing/national-policies)
197 [ageing/national-policies](https://platform.who.int/data/maternal-newborn-child-adolescent-ageing/national-policies)), and African Index Medicus. All sources were accessed
198 between 01- 06 January, 2024.

199 The SRMNCAH Policy Database, a policy document repository, contains document
200 shared by WHO Member States including national policies, strategies, laws, guidelines,
201 and reports that are relevant to the areas of SRMNCAH obtained during rounds of the
202 Global SRMNCAH Policy Survey.

203 The African Index Medicus is an international database for African health literature
204 implemented by WHO and African partners. The key words used were: human
205 resources for health, health policies, health system, strategic plan and the country
206 names.

207
208 Once relevant documents were identified using the above criteria, we moved onto the second
209 stage of the READ framework to “Extract data”. This was achieved by using an Excel
210 spreadsheet with each column representing a category of information we wished to extract
211 and pertinent to the AAAQ framework. Documents were closely read by two reviewers (ABM
212 and JW) with required information extracted and added to the spreadsheet (ABM and JW)
213 (S1_Table).

214 Data relating to HWF density of nursing and midwifery personnel, and medical doctors were
215 accessed and downloaded from the WHO National Health Workforce Account (NHWA) Data

216 Platform (<https://apps.who.int/nhwportal/>). The WHO NHHWA Data Platform hosts global
217 HWF statistics including specific country profiles, key data on stock by occupational groups,
218 age distribution and other key HWF indicators. Data were downloaded 03 January, 2024.
219 The country level data for PTB, LBW and MMR were retrieved from WHO's Global Health
220 Observatory (GHO) (<https://www.who.int/data/gho>) and the STB and NMR data from United
221 Nations Children's Fund (UNICEF) data website (<http://data.unicef.org>). Service coverage
222 data, ANC4+ and SBA were also retrieved from the GHO. All data sets were downloaded 03
223 January, 2024 and are publicly available.
224 Maternal and perinatal definitions used in the study are described in Box 2.
225 S2_Text provides a brief summary of how the maternal and perinatal estimate data sets are
226 generated.

227 **Box 2. Maternal and perinatal definitions**

Preterm birth: less than 37 completed weeks (less than 259 days) of gestation.

Low birthweight: a birthweight less than 2500 g (up to and including 2499 g).

Stillbirth: the complete expulsion or extraction from a woman of a fetus, following its death prior to the complete expulsion or extraction, at 22 or more completed weeks of gestation. For international reporting it is recommended to report stillbirths of 28 or more completed weeks of gestation.

Neonatal death: a death during the first 28 completed days after live birth (days 0-27).

Maternal mortality: the death of a woman while pregnant or within 42 days of termination of pregnancy, irrespective of the duration and site of the pregnancy, from any cause related to or aggravated by the pregnancy or its management but not from unintentional or incidental causes.

Source: ICD-11 (<https://icd.who.int/en>).

228

229

230

231 **Data analysis**

232 Once all relevant policy documents had been retrieved and pertinent information extracted
233 and added to the Excel sheet, we followed step three of the READ framework, “Analyse data”,
234 an iterative process of data synthesis by reviewing the content of the documents closely and
235 considering their purpose. Following step four of the READ framework, we then “Distilled our
236 findings”. This was achieved by mapping the relevant information from the policies and
237 strategies to the AAAQ framework using the operational definitions to synthesise the data.
238 Main categories were developed where possible for each aspect of the AAAQ framework. The
239 documents were divided into two groups: i) specific HRH policy and strategic plans
240 (overarching HRH policy/strategy) and ii) other policies and strategic plans considering HRH
241 aligned to a broader health policy or health sector strategic plan. This was done as a very
242 limited number of specific HRH policies and strategies are available for these countries and
243 we wanted to explore how HRH was embedded in other policy and strategy documents which
244 could provide critical information.

245
246 For the comparative analysis datasets (HWF densities, service coverage and outcomes) were
247 merged (S3_Table) and imported into Stata 17.0 (StataCorp. 2023. Stata Statistical Software:
248 Release 17. College Station, TX: StataCorp LLC.).

249 Instead of using a fixed neighbourhood size, Lowess smoothing adjusts the size of the
250 neighbourhood based on the density of the data points in the scatterplot (xi, yi) where x are
251 the years between 2010 to 2022 and y are the value of the variable of interest (five health
252 outcome variables, two service coverage variables and the HWF densities by occupation). We

253 generated individual country scatterplots with Lowess smoothing illustrating the relationship
254 between i) HWF densities, LBW, PTB and ANC4+, ii) HWF densities, NMR, SRB, and SBA, and
255 iii) HWF densities and MMR.

256

257 **Ethical consideration**

258 All data used in the study are aggregated and publicly available therefore ethical approval was
259 not required.

260

261 **Results**

262 **Policy and strategy review**

263 Twenty HRH policies and strategies are included in the analysis covering the period from 2010
264 to the most recent identified which was published in 2021. Three policies were identified from
265 Benin, all of which fell in the category ii “other policies and strategic plans considering HRH”
266 as no specific HRH policy and strategy was identified. From Malawi, five policies were
267 included, one specific HRH strategy (draft) and four other policies and strategic plans.
268 According to the literature it is documented that Malawi has an HRH Strategic Plan, 2018-
269 2022 [39, 40] however, currently it is not available in the public domain. Two HRH strategies
270 are included from Tanzania and three other policies and strategic plans. From Uganda one
271 HRH strategy and six other policies and strategic plans were identified. S4_Fig shows the
272 PRISMA flow diagram charting this process.

273 Benin is the only country which does not have an overarching HRH policy and strategy,
274 whereas Malawi and Tanzania have developed two HRH policies/strategies. Uganda recently

275 (2021) published a new strategy covering the period from 2020-2030 which is a follow on to
276 the 15-year HRH Strategic Plan 2005-2020 which ended in June 2020. A detailed operational
277 plan with targets and cost is only included in the Uganda HRH strategy 2020-2030 with 5-year
278 rollout operational plan for 2020/21-2024/25. The HRH strategies from Malawi and Tanzania
279 included strategic objectives and implementation framework but no concrete plan on
280 how to achieve the objectives.

281 In addition to the overarching HRH policy and strategy each country has included aspects
282 related to HRH in their health policy and/or health sector strategic plans.

283 All the documents have specific reference to maternal newborn and/or infant mortality and
284 describe concerns about continuous high levels of maternal and newborn mortality that
285 continue to fall behind national and global targets. Adverse outcomes such as preterm birth,
286 LBW and stillbirth are not mentioned or considered in any of the documents.

287 In terms of the AAAQ framework, all HRH specific policies addressed availability of the HWF.

288 All HRH policies (Malawi, Tanzania and Uganda) identified a need to focus on monitoring and
289 planning for HRH, with all referring to retention of staff as a method to increase availability.

290 Tanzania and Uganda also commented on the need to strengthen recruitment, with Uganda
291 also noting the importance of reducing absenteeism as mechanisms for improving availability

292 of staff. With regard to accessibility, all HRH specific policies commented on the need for an

293 equitable distribution of HRH staff. Acceptability was poorly represented in policies for HRH

294 with only the Ugandan policy mentioning the need to improve acceptability but providing no

295 further detail in terms of what this means or how to achieve it. All HRH specific policies

296 referred to quality of HRH in terms of improving pre-service training, as well as improving

297 continuous professional development. To achieve the former, the Tanzanian policies
 298 discussed improving training curricula, strengthening the capabilities of teaching faculty and
 299 improving accreditation for training institutions. The Ugandan document also discussed
 300 improving training curricula as well as the need to improve clinical training, standardize
 301 exams, performance and manage staff throughout their working life (Table 2. AAAQ
 302 framework and human resources for health policies and strategic plans).

303

304 **Table 2. Availability, Accessibility, Acceptability and Quality (AAAQ) framework and human**
 305 **resources for health policies and strategic plans**

Country	Title of policy/ strategic plan/year	Availability	Accessibility	Acceptability	Quality	Specific reference to MNH
Benin	None identified					
Malawi	Malawi Human Resources for Health Strategic Plan, 2018 – 2022. Not available in the public domain but have been referenced in the literature [39, 40]					
Malawi	Human Resources for Health Strategic Plan 2012–2016. Draft [41]	Improve the capacity for HRH monitoring and planning. Improve HRH retention.	Adequate and equitable distribution of HRH.		Strengthen HRH training and continued professional development. Support capacity building agendas of health training institutions.	Reduction in maternal and newborn mortality.
Tanzania	Human Resource for Health and Social Welfare Strategic Plan 2014-2019 [42]	Improve the capacity for HRH monitoring and planning. Improve HRH retention. Strengthen recruitment.	Equitable distribution of HRH.		Strengthen HRH training and continued professional development (i.e. improve curricula for training programs and improve accreditation	Reduction in maternal and under five mortality.

Country	Title of policy/ strategic plan/year	Availability	Accessibility	Acceptability	Quality	Specific reference to MNH
					of training institutions).	
Tanzania	National Human Resources for Health Strategy 2020-2025 [43]	<p>Improve the capacity for HRH monitoring and planning.</p> <p>Improve HRH retention.</p> <p>Strengthen recruitment.</p>	<p>Equitable distribution of HRH.</p> <p>HRH recruitment in low density areas.</p>		Strengthen HRH training and continued professional development (i.e. improve curricula for training programmes, competence-based curriculum and faculty).	Reduction in maternal and newborn mortality.
Uganda	The Human Resources for Health Strategic Plan 2020-2030 [44]	<p>Improve the capacity for HRH monitoring and planning.</p> <p>Improve HRH retention.</p> <p>Strengthen recruitment.</p> <p>Reduce absenteeism.</p>	Adequate and equitable distribution of HRH.	Improving acceptability of workforce is mentioned, but no plans or examples of how to do this are given.	<p>Strengthen HRH training and continued professional development (i.e. improve curricula for training programmes, improved clinical training, standardized examination).</p> <p>Maintain regular performance reviews and appraisals based on performance plans and contracts.</p> <p>Strengthen professional associations as a mechanism</p>	Reduction in maternal and newborn mortality.

Country	Title of policy/ strategic plan/year	Availability	Accessibility	Acceptability	Quality	Specific reference to MNH
					for HWF empowerment.	

306

307 For policies and strategies not specific to HRH, all documents from Benin, Malawi and
 308 Tanzania, and four out of the six documents from Uganda addressed availability. To improve
 309 availability, a variety of strategies were suggested including strengthening HRH planning
 310 (Benin, Malawi, Tanzania and Uganda), ensuring an appropriate supply of staff (Benin, Malawi,
 311 Tanzania and Uganda), focusing on recruitment (Benin, Malawi and Uganda) improving
 312 retention (Benin, Malawi, Tanzania and Uganda) and reducing absenteeism (Uganda). With
 313 regard to accessibility, all documents from Benin, Malawi, Tanzania and one of the six
 314 documents from Uganda mentioned improving HRH accessibility. This was discussed in terms
 315 of equitable distribution of HRH (Benin, Malawi, Tanzania and Uganda), provide health
 316 facilities with appropriate equipment (Benin), appropriate referral systems (Malawi, Tanzania
 317 and Uganda), improved access to emergency transport (Malawi), and addressing financial
 318 barriers in accessing care (Malawi and Tanzania).

319 As with the HRH specific policies, the concept of HRH acceptability was poorly represented in
 320 other policies and strategies with no mention of the concept in the Benin policies and
 321 strategies, and only one of the four documents from Malawi addressing it. Tanzania and
 322 Uganda mentioned acceptability more consistently with all Tanzanian documents and four of
 323 the six Ugandan documents identifying the need to improve HRH acceptability. Strategies
 324 suggested for achieving this included client-centredness and being considerate of people's

325 personal circumstances, meeting the expectations of the population, addressing community
326 needs, people-centred respectful care with a human rights-based approach, improving
327 professional standards and accountability towards clients, and client charters. For each
328 country, all documents made recommendations for improving HRH quality. Strategies
329 included improving training (Benin, Malawi and Tanzania) and continuous professional
330 development (Benin, Malawi and Tanzania), improving staff motivation (Benin and Malawi),
331 accreditation of training institutions (Malawi and Uganda), performance management of staff
332 (Tanzania and Uganda), strengthening regulatory bodies (Uganda), and ensuring staff have
333 access to and follow guidelines and protocols (Uganda). Details provided in S5_Table.

334 From the review it is also observed that none of the policies and strategies mentioned the
335 SDG target 3.c and indicator 3.c.1. related to the HWF. [2]

336

337 **Comparative analysis – health workforce densities, maternal and newborn services and** 338 **health outcomes**

339 The patterns of change in the perinatal health outcomes – PTB, LBW, NMR and SBR – appear
340 to be insensitive to the fluctuations in HWF densities and HRH policies and strategies
341 implemented since 2010 indicated by the stagnation or minimal reduction observed across all
342 the perinatal outcomes.

343 A reduction in MMR is observed in all the countries, even with no change in the midwifery
344 density as observed in Benin and Malawi, whereas in Uganda the midwifery density has
345 steadily increased since 2013. In Tanzania nursing and midwifery personnel is most often dual
346 trained combining nursing and midwifery [10] and reported here under nursing personnel.

347 The nursing density increased from 2014 to 2017 with slight decrease in 2018 and after no
348 data have been reported.

349 Limited data are available for coverage of ANC4+ but from the reported data it becomes
350 apparent that PTB and LBW rates are not reactive to levels and fluctuations in ANC4+
351 coverage. A similar pattern is seen for NMR and SBR as no changes in these outcomes are
352 observed even though all countries have reported increase in SBA.

353 (Fig 1a, 1b, 1c, 2a, 2b, 2c, 3a, 3b, 3c, 4a, 4b and 4c)

354 **Benin**

355 In Benin the “National Health Development Plan 2009-2018” [45] preceded an increase in the
356 nursing density (from 3.34 in 2010 to 6.42 in 2016 per 10 000 population) with no change in
357 medical doctors and midwifery densities. More recent policies, the “Operational plan to
358 reduce maternal and neonatal mortality in Benin 2018-2022” [46] and the “National Health
359 Policy 2018-2030” [47] emphasized the need to increase the number of health care
360 professionals, especially obstetricians/gynaecologists, paediatricians and midwives.
361 Moreover, the report stressed the need for more competent midwives noting that HRH were
362 lacking in relation to MNH care and services. It appears these policies have been reflected as
363 both medical doctors and midwifery densities increased from 2018. At the same time the
364 nursing density decreased but increased again in 2021 (Fig 1a, 1b and 1c).

365

366 **Malawi**

367 The “Human Resources for Health Strategic Plan 2012-2016” in Malawi [41] generated an
368 increase in the densities of medical doctors and nursing with no change in midwifery density.

369 The strategic plan emphasises the need for improved HRH capacity, better monitoring and
370 planning as well as the need to strengthen pre-and in-service training including enhancement
371 of training institutions capacity. The “Human Resources for Health Strategic Plan 2012-2016”
372 was supported by the “Health Sector Strategic Plan 2011-2016. Moving Towards Equity and
373 Quality” [48] which stressed similar aspects where enhancements were required but also
374 highlighted the need for pre-service training curricula revisions to reflect new evidence and
375 national standards. A peak in medical doctor density occurred between 2016 to 2018 (from
376 0.31 to 1.5 per 10 000 population) which then decreased in 2020 (0.49 per 10 000 population)
377 to almost the same level before the observed increase in 2018. A similar peak, just few years
378 later in 2020 occurred for nursing density with an increase from 4.33 in 2018 to 7.0 in 2020
379 per 10 000 population. After the 2020 peak the 2022 density was back at the 2018 level (4.33
380 per 10 000 population). During this period two strategies were in place the “Health Sector
381 Strategic Plan II 2017-2022. Towards Universal Health Coverage” [49] and the “National
382 Health Policy - Towards Universal Health Coverage 2018-2030” [50] both of which stressed
383 the need for improved HRH capacity, retention, a more equitable distribution of HRH and
384 better coordination of pre-and in-service training to enhance staff competence. Changes in
385 trends and these peaks of HWF densities may reflect changes in data reporting mechanisms.
386 A true understanding of the fluctuations in the HWF densities therefore requires thorough
387 investigation into reporting mechanisms and recruitment patterns (Fig 2a, 2b and 2c).

388

389

390

391 **Tanzania**

392 No data has been reported on density of nursing in Tanzania since 2018. However, a slight
393 increase from 2012 to 2018 (4.35 to 5.5 per 10 000 population) occurred. Density data are
394 available for medical doctors with only a 23% increase per 10 000 population observed from
395 2012 to 2022 (0.31 in 2012 and 1.33 in 2022 per 10 000 population). Two HRH strategies, the
396 “Human Resources for Health and Social Welfare Strategic Plan 2014-2019” [42] and the
397 “National Human Resources for Health Strategy 2020-2025” [43] are the basis for the HRH
398 strengthening and programme development. Emphasis in both strategies is to improve HRH
399 capacity, planning, monitoring and enhanced training however, from the current available
400 data it is not possible to distil how these strategies have affected the nursing personnel
401 density (Fig 3a, 3b and 3c).

402

403 **Uganda**

404 Both nursing and midwifery densities have continued to increase since 2012 reaching a level
405 of 15.7 nursing per 10 000 and 7.0 midwifery per 10 000 population in 2022. The density of
406 medical doctors has only slightly increased in the same period with a density of 1.68 per 10
407 000 population in 2022. The “Second National Health Policy (NHP II) 2010” [51] may have been
408 the impetus for strengthening the nursing and midwifery with several other strategies
409 supporting this [44, 52-56], each giving prominence to the need for HRH with the appropriate
410 capacity, skill mix, training, accreditation and a focus on reducing absenteeism (Fig 4a, 4b and
411 4c).

412

413 Placeholder: Please insert Fig 1a, 1b, 1c, 2a, 2b, 2c and Fig 3a, 3b, 3c, 4a, 4b, 4c

414

415 **Discussion**

416 Findings from the review of strategies and policies revealed a number of suggested
417 approaches to improve the availability of the HWF including recruitment, retention and
418 tackling absenteeism. Recruitment of health care staff would appear to be an obvious solution
419 to HWF shortages however, reasons exist as to why this may not be possible. National
420 government budgets for healthcare may not align with health care service demands, leading
421 to an inability to recruit the required HWF. Commentary from Malawi suggests this is a real
422 issue. Muula (2023) posits that Malawi produces hundreds of health care professional
423 graduates annually, who if employed would resolve HRH shortages. [57] Evidence suggests
424 that improving retention of the current HWF is complex. Retention is associated with working
425 conditions, availability of equipment and resources, ability to provide quality care, salary,
426 opportunities for career progression, housing availability and quality (where housing is
427 provided) as well as the feeling of being valued by colleagues. [58-60] Addressing these issues
428 is multifaceted and requires significant investment from national government.

429 Reducing absenteeism as a means to improve HRH availability was proposed in four of
430 Uganda's policies and strategies. However, absenteeism was not mentioned in any policy
431 documents from Benin, Malawi and Tanzania. Whilst acknowledging the complexity of HRH
432 absenteeism, Ackers et al. [59, 61], go as far as saying that failure of doctors to present for
433 work is one of the causes of maternal mortality in Uganda. Research by Zhang et al. (2021) in
434 Uganda found a 15% absenteeism prevalence on monitored days, but this rate was higher,
435 42% in lower-level health clinics. [62] Such absenteeism not only affects the availability of the
436 HWF, but also the accessibility and acceptability of HRH, with absenteeism associated with

437 lower rates of health care utilization at lower-level facilities. Whilst studies call for a
438 crackdown on absenteeism [59, 62], Di Giorgio et al. (2020) [63] highlight that reducing
439 absenteeism without addressing gaps in health care worker competence would only modestly
440 increase the average care readiness that meets minimum quality standards. Tackling HWF
441 absenteeism requires a greater understanding of its causes, which may include working
442 conditions and remuneration. Addressing these may improve availability of the HRH
443 workforce in SSA.

444 Our review of the strategies and policies highlighted recommendations for an equitable
445 distribution of the health care workers between rural and urban areas, as well as reductions
446 in out-of-pocket expenditure for patients as a means of improving patient accessibility to the
447 HWF. The unequal distribution of health care facilities and resources, including the HWF, is
448 not a new phenomenon with these disparities widely reported in the literature. [1, 64]
449 Similarly, suggestions for tackling these issues are not new, and have been consistently
450 recommended in various reports and strategies for several years. [65-68] Realizing the
451 ambition of an accessible HWF will require significant financial commitment from government
452 to ensure health clinics and hospitals that are equipped with adequate health workers and
453 resources are made readily available in the most needed areas.

454 Notably, few strategies referred to improving the acceptability of HRH. This is somewhat
455 surprising, as the literature pertaining to the importance of respectful maternity care is
456 abundant. [69-71] Research from all four study countries indicates respectful care in the
457 maternity setting is lacking. [72-76] Tackling disrespect and abuse in the health care setting,

458 particularly the maternity setting, is an essential component of improving acceptability of
459 HRH.

460 Improving the quality of the HWF competence is imperative for better and desirable health
461 outcomes and if quality of care is to be enhanced. The documents reviewed in this study
462 heavily focused on the need to improve the quality of pre-service training for health care
463 professionals as well as continuous education as a means of improving the quality of the HWF.
464 These recommendations are valid given current evidence which suggests deficiencies in pre-
465 service and in-service training of health care professionals contributes to a lack of a skilled
466 HWF. [10, 77-79]

467 Many of the policies repeat themselves in terms of issues and solutions to HRH issues, with
468 no clear evidence of change between strategies. Moreover, the strategies do not provide clear
469 guidance on how to achieve change.

470
471 The HWF densities and perinatal outcomes comparative analysis clearly shows that the
472 changing trends in HWF densities have not ensured any clear changes on the trends of PTB,
473 LWB, NMR and SBR rates as no improvement in these outcomes have been achieved between
474 2010 to 2020. It was also noted in the policy review that PTB, LBW and SBR outcomes were
475 not stressed or mentioned in any of the policies and strategies as a matter of priority and/or
476 concern.

477 Current evidence indicates that increased rates of SBA have not been met with proportional
478 decreases in maternal and neonatal mortality. [32] This demonstrates that access to care
479 alone is not enough to improve health outcomes. Evidence-based quality care is essential.

480 Poor quality care has been identified as a driver for excess mortality across a range of health
481 care disciplines. [80]

482 **Limitations**

483 The countries in this study may face challenges in reporting their HWF density data due to
484 lack of comprehensive reporting systems and the ability to correctly apply the International
485 Standard Classification of Occupations – ISCO-08 codes [81], which may be reflected in current
486 data availability and accuracy. We acknowledge that the patterns of change in HWF densities
487 are not solely influenced by national strategic plans and policies as many other factors will
488 influence how these policies and strategies are implemented. Such factors include the
489 economic climate, political will, pandemics, HRH in and-out migration and HRH management,
490 all of which vary pending on the local context. Furthermore, a number of the strategies and
491 policies reviewed in this article are recently published, thus may not yet have been fully
492 implemented.

493 The comparative analysis only covers a relative short time period where a longer time period
494 may have elucidated more information. However, the period was purposely selected as data
495 for preterm birth were only available from 2010. The comparative analysis used aggregated
496 data which may not represent the potential differences within the countries.

497 With regard to the visual comparisons conducted using Lowess smoothing, there was a certain
498 degree of sensitivity observed given the scarcity of empirical data (for example for ANC4+)
499 and here the choice was made to display the original data values as a simple scatter over the
500 time period of comparison.

501

502

503

504 **Conclusion**

505 Applying a policy tracing approach against a backdrop of changes in the trends of HWF and
506 MNH services and outcomes over time is an informative method of improving the
507 understanding of data for policy and practice. The Lowess visual method has shown the nature
508 of the progress, if any, akin to the HRH influential policies. However, there are no observable
509 improvements in perinatal outcomes relative to improvement in HWF availability measured
510 by the densities, which would imply that other deterministic inputs govern perinatal
511 outcomes at the service delivery level. The comparative analysis presented in this paper
512 demonstrate the advantage of using Lowess-enhanced scatterplots that can tap on relatively
513 complex relationships that could easily be overlooked with traditional statistical modelling
514 procedures.

515 Tackling the issues that influence the availability, accessibility, acceptability, and quality of the
516 HWF in Benin, Malawi, Tanzania and Uganda is no easy task. Powerful commitment at the
517 highest-level, sustainable investment and agility in policy-decisions from national
518 governments must be regularly monitored and reassessed to influence those four critical
519 dimensions. Without these efforts, progress in these four countries towards women and
520 newborn human rights to health will be inadequate and less likely the buildup of success
521 towards UHC and the other health-related SDGs.

522

523 **List of abbreviations**

524	AAAQ	Availability, Accessibility, Acceptability and Quality
525	ANC4+	antenatal care of four or more visits
526	CrI	credible interval
527	LBW	low birthweight
528	GHO	Global Health Observatory
529	MMR	maternal mortality ratio
530	MNH	maternal and newborn health
531	HRH	human resources for health
532	HWF	health workforce
533	NHWA	National Health Workforce Account
534	NMR	neonatal mortality rate
535	PTB	preterm birth
536	READ	Ready your materials, Extract data, Analyse data and Distil your findings
537	SBR	stillbirth
538	SDG	Sustainable Development Goals
539	SRMNCAH	sexual, reproductive, maternal, newborn, child and adolescent health
540	SSA	Sub-Saharan Africa
541	UHC	universal health coverage
542	UNICEF	United Nations Children's Fund
543	WHO	World Health Organization
544		
545	Acknowledgments	

546 None

547

548

549 **Authors' contributions**

550 Conceptualization: Ann-Beth Moller.

551 Data curation: Ann-Beth Moller and Joanne Welsh.

552 Formal analysis: Ann-Beth Moller, Joanne Welsh and Amani Siyam.

553 Funding acquisition: None.

554 Methodology: Ann-Beth Moller, Joanne Welsh and Amani Siyam.

555 Supervision: Max Petzold.

556 Writing original draft: Ann-Beth Moller.

557 Writing – review and editing: Ann-Beth Moller, Joanne Welsh, Amani Siyam and Max

558 Petzold.

559

560 **Funding**

561 The authors received no specific funding for this work.

562

563 **Competing interests**

564 The authors have declared that no competing interests exist.

565

566 **Data availability statement**

567 All original data are publicly available.

568

569

570 References

- 571 1. Boniol M, Kunjumen T, Nair TS, Siyam A, Campbell J, Diallo K. The global health workforce
572 stock and distribution in 2020 and 2030: a threat to equity and 'universal' health coverage? *BMJ Glob*
573 *Health*. 2022;7(6). Epub 2022/06/28. doi: 10.1136/bmjgh-2022-009316. PubMed PMID: 35760437;
574 PubMed Central PMCID: PMCPMC9237893.
- 575 2. United Nations Department of Economic and Social Affairs. Sustainable Development Goals
576 New York (N.Y.): United Nations Department of Economic and Social Affairs; 2015 [cited 2024
577 February 04]. Available from: <https://sustainabledevelopment.un.org/index.html>.
- 578 3. United Nations. Political Declaration of the High-level Meeting on Universal Health Coverage:
579 expanding our ambition for health and well-being in a post-COVID world - PGA Text as of 1
580 September 2023. New York (N.Y.): 2023.
- 581 4. United Nations. The Sustainable Development Goals Report 2023: Special Edition, Towards a
582 Rescue Plan for People and Planet. New York N.Y.: United Nations, 2023.
- 583 5. World Health Organization. Global strategy on human resources for health: workforce 2030.
584 Geneva: World Health Organization, 2016.
- 585 6. Mehta S, Machado F, Kwizera A, Papazian L, Moss M, Azoulay É, et al. COVID-19: a heavy toll
586 on health-care workers. *Lancet Respir Med*. 2021;9(3):226-8. Epub 2021/02/09. doi: 10.1016/s2213-
587 2600(21)00068-0. PubMed PMID: 33556317; PubMed Central PMCID: PMCPMC7906726.
- 588 7. Chemali S, Mari-Sáez A, El Bcheraoui C, Weishaar H. Health care workers' experiences during
589 the COVID-19 pandemic: a scoping review. *Hum Resour Health*. 2022;20(1):27. Epub 2022/03/26.
590 doi: 10.1186/s12960-022-00724-1. PubMed PMID: 35331261; PubMed Central PMCID:
591 PMCPMC8943506.
- 592 8. Schmitt N, Mattern E, Cignacco E, Seliger G, König-Bachmann M, Striebich S, et al. Effects of
593 the Covid-19 pandemic on maternity staff in 2020 - a scoping review. *BMC Health Serv Res*.
594 2021;21(1):1364. Epub 2021/12/29. doi: 10.1186/s12913-021-07377-1. PubMed PMID: 34961510;
595 PubMed Central PMCID: PMCPMC8710925.
- 596 9. Nchasi G, Okonji OC, Jena R, Ahmad S, Soomro U, Kolawole BO, et al. Challenges faced by
597 African healthcare workers during the third wave of the pandemic. *Health Sci Rep*. 2022;5(6):e893.
598 Epub 2022/10/21. doi: 10.1002/hsr2.893. PubMed PMID: 36262807; PubMed Central PMCID:
599 PMCPMC9576111.
- 600 10. Moller A-B, Welsh J, Ayebare E, Chipeta E, Gross MM, Hougbo G, et al. Are midwives ready
601 to provide quality evidence-based care after pre-service training? Curricula assessment in four
602 countries—Benin, Malawi, Tanzania, and Uganda. *PLOS Global Public Health*. 2022;2(9):e0000605.
603 doi: 10.1371/journal.pgph.0000605.
- 604 11. Yigzaw T, Ayalew F, Kim YM, Gelagay M, Dejene D, Gibson H, et al. How well does pre-service
605 education prepare midwives for practice: competence assessment of midwifery students at the point
606 of graduation in Ethiopia. *BMC Med Educ*. 2015;15:130. Epub 2015/08/15. doi: 10.1186/s12909-015-
607 0410-6. PubMed PMID: 26271647; PubMed Central PMCID: PMCPMC4536794.
- 608 12. Sönmez B, Yıldız Keskin A, İspir Demir Ö, Emiralioğlu R, Güngör S. Decent work in nursing:
609 Relationship between nursing work environment, job satisfaction, and physical and mental health.
610 *Int Nurs Rev*. 2023;70(1):78-88. Epub 2022/06/01. doi: 10.1111/inr.12771. PubMed PMID: 35635838.
- 611 13. Ayalew E, Workineh Y, Semachew A, Woldgiorgies T, Kerie S, Gedamu H, et al. Nurses'
612 intention to leave their job in sub-Saharan Africa: A systematic review and meta-analysis. *Heliyon*.
613 2021;7(6):e07382. Epub 2021/07/15. doi: 10.1016/j.heliyon.2021.e07382. PubMed PMID: 34258453;
614 PubMed Central PMCID: PMCPMC8253915.

- 615 14. Muluneh MD, Moges G, Abebe S, Hailu Y, Makonnen M, Stulz V. Midwives' job satisfaction
616 and intention to leave their current position in developing regions of Ethiopia. *Women Birth*.
617 2022;35(1):38-47. Epub 2021/03/01. doi: 10.1016/j.wombi.2021.02.002. PubMed PMID: 33640298.
- 618 15. The Global Strategy for Women's, Children's and Adolescents' Health (2016–2030). New York
619 (N.Y.): Every Women Every Child 2015, 2015.
- 620 16. World Health Organization. Strategies toward ending preventable maternal mortality
621 (EPMM). Geneva: World Health Organization, 2015.
- 622 17. World Health Organization. Every Newborn: an action plan to end preventable deaths.
623 Geneva: World Health Organization, 2014.
- 624 18. Department of MCA. Data Portal. Maternal and newborn - Coverage Geneva: World Health
625 Organization; 2024 [cited 2024 07 January]. Available from:
626 [https://platform.who.int/data/maternal-newborn-child-adolescent-ageing/maternal-and-newborn-](https://platform.who.int/data/maternal-newborn-child-adolescent-ageing/maternal-and-newborn-data/maternal-and-newborn---coverage)
627 [data/maternal-and-newborn---coverage](https://platform.who.int/data/maternal-newborn-child-adolescent-ageing/maternal-and-newborn-data/maternal-and-newborn---coverage).
- 628 19. United Nations Inter-agency Group for Child Mortality Estimation (UN IGME). Never
629 Forgotten: The situation of stillbirth around the globe. New York: United Nations Children's Fund,
630 2023.
- 631 20. Ohuma EO, Moller AB, Bradley E, Chakwera S, Hussain-Alkhateeb L, Lewin A, et al. National,
632 regional, and global estimates of preterm birth in 2020, with trends from 2010: a systematic analysis.
633 *Lancet*. 2023;402(10409):1261-71. Epub 2023/10/08. doi: 10.1016/s0140-6736(23)00878-4. PubMed
634 PMID: 37805217.
- 635 21. Okwaraji YB, Krasevec J, Bradley E, Conkle J, Stevens GA, Gatica-Domínguez G, et al. National,
636 regional, and global estimates of low birthweight in 2020, with trends from 2000: a systematic
637 analysis. *Lancet*. 2024;403(10431):1071-80. Epub 2024/03/03. doi: 10.1016/s0140-6736(23)01198-4.
638 PubMed PMID: 38430921.
- 639 22. Villavicencio F, Perin J, Eilerts-Spinelli H, Yeung D, Prieto-Merino D, Hug L, et al. Global,
640 regional, and national causes of death in children and adolescents younger than 20 years: an open
641 data portal with estimates for 2000-21. *Lancet Glob Health*. 2024;12(1):e16-e7. Epub 2023/10/29.
642 doi: 10.1016/s2214-109x(23)00496-5. PubMed PMID: 37898143.
- 643 23. Bianchi ME, Restrepo JM. Low Birthweight as a Risk Factor for Non-communicable Diseases
644 in Adults. *Front Med (Lausanne)*. 2021;8:793990. Epub 2022/01/25. doi: 10.3389/fmed.2021.793990.
645 PubMed PMID: 35071274; PubMed Central PMCID: PMCPCMC8770864.
- 646 24. Eves R, Mendonça M, Baumann N, Ni Y, Darlow BA, Horwood J, et al. Association of Very
647 Preterm Birth or Very Low Birth Weight With Intelligence in Adulthood: An Individual Participant
648 Data Meta-analysis. *JAMA Pediatr*. 2021;175(8):e211058. doi: 10.1001/jamapediatrics.2021.1058.
- 649 25. Fernández de Gamarra-Oca L, Ojeda N, Gómez-Gastiasoro A, Peña J, Ibarretxe-Bilbao N,
650 García-Guerrero MA, et al. Long-Term Neurodevelopmental Outcomes after Moderate and Late
651 Preterm Birth: A Systematic Review. *J Pediatr*. 2021;237:168-76.e11. Epub 2021/06/26. doi:
652 10.1016/j.jpeds.2021.06.004. PubMed PMID: 34171360.
- 653 26. Vogel JP, Chawanpaiboon S, Moller AB, Watananirun K, Bonet M, Lumbiganon P. The global
654 epidemiology of preterm birth. *Best Pract Res Clin Obstet Gynaecol*. 2018;52:3-12. Epub 2018/05/22.
655 doi: 10.1016/j.bpobgyn.2018.04.003. PubMed PMID: 29779863.
- 656 27. World Health Organization. Everybody's business - strengthening health systems to improve
657 health outcomes: WHO's framework for action. Geneva: World Health Organization, 2007.
- 658 28. Campbell J, Dussault G, Buchan J, Pozo-Martin F, Guerra Arias M, Leone C, et al. A Universal
659 Truth: No Health Without a Workforce: Third Global Forum on Human Resources for Health Report.
660 Geneva: Global Health Workforce Alliance and World Health Organization, 2013.

- 661 29. United Nations Inter-agency Group for Child Mortality Estimation (UN IGME). Levels &
662 Trends in Child Mortality: Report 2022 - Estimates developed by the United Nations Inter-agency
663 Group for Child Mortality Estimation New York United Nations Children's Fund, 2023.
- 664 30. United Nations Children's Fund and the World Health Organization. UNICEF-WHO low
665 birthweight estimates: Levels and trends 2000–2020. New York: UNICEF, 2023.
- 666 31. WHO, UNICEF, UNFPA, World Bank Group, UNDESA/Population Division. Trends in maternal
667 mortality 2000 to 2020: estimates by WHO, UNICEF, UNFPA, World Bank Group and
668 UNDESA/Population Division. Geneva: World Health Organization: 2023.
- 669 32. Kruk ME, Gage AD, Arsenault C, Jordan K, Leslie HH, Roder-DeWan S, et al. High-quality
670 health systems in the Sustainable Development Goals era: time for a revolution. *Lancet Glob Health*.
671 2018;6(11):e1196-e252. Epub 2018/09/10. doi: 10.1016/s2214-109x(18)30386-3. PubMed PMID:
672 30196093.
- 673 33. Moller AB, Welsh J, Agossou C, Ayebare E, Chipeta E, Dossou JP, et al. Midwifery care
674 providers' childbirth and immediate newborn care competencies: A cross-sectional study in Benin,
675 Malawi, Tanzania and Uganda. *PLOS Glob Public Health*. 2023;3(6):e0001399. Epub 2023/06/06. doi:
676 10.1371/journal.pgph.0001399. PubMed PMID: 37279204; PubMed Central PMCID:
677 PMCPMC10243614.
- 678 34. World Health Organization. WHO health workforce support and safeguards list 2023.
679 Geneva: World Health Organization, 2023.
- 680 35. World Health Organization and International Bank for Reconstruction and Development/The
681 World Bank. Tracking universal health coverage: 2023 global monitoring report. Geneva: 2023.
- 682 36. Derek Beach, Rasmus Brun Pedersen. *Process-Tracing Methods: Foundations and Guidelines*.
683 United States of America: The University of Michigan Press; 2013.
- 684 37. Dalglish SL, Khalid H, McMahon SA. Document analysis in health policy research: the READ
685 approach. *Health Policy Plan*. 2021;35(10):1424-31. Epub 2020/11/12. doi: 10.1093/heapol/czaa064.
686 PubMed PMID: 33175972; PubMed Central PMCID: PMCPMC7886435.
- 687 38. Jacoby WG. Loess: a nonparametric, graphical tool for depicting relationships between
688 variables. *Electoral Studies*. 2000;19(4):577-613. doi: [https://doi.org/10.1016/S0261-3794\(99\)00028-](https://doi.org/10.1016/S0261-3794(99)00028-1)
689 [1](https://doi.org/10.1016/S0261-3794(99)00028-1).
- 690 39. Nyoni J, Christmals CD, Asamani JA, Illou MMA, Okoroafor S, Nabyonga-Orem J, et al. The
691 process of developing health workforce strategic plans in Africa: a document analysis. *BMJ Glob*
692 *Health*. 2022;7(Suppl 1). Epub 2022/05/27. doi: 10.1136/bmjgh-2021-008418. PubMed PMID:
693 35618307; PubMed Central PMCID: PMCPMC9150212.
- 694 40. Berman L, Prust ML, Maungena Mononga A, Boko P, Magombo M, Teshome M, et al. Using
695 modeling and scenario analysis to support evidence-based health workforce strategic planning in
696 Malawi. *Hum Resour Health*. 2022;20(1):34. Epub 2022/04/20. doi: 10.1186/s12960-022-00730-3.
697 PubMed PMID: 35436946; PubMed Central PMCID: PMCPMC9014573.
- 698 41. Ministry of Health. Malawi. Malawi human resources for health strategic plan, 2012-2016
699 (Draft). Lilongwe: 2018.
- 700 42. Ministry of Health and Social Welfare United Republic of Tanzania. Human resource for
701 health and social welfare strategic plan 2014-2019. Dar es Salaam, Tanzania: 2014.
- 702 43. Ministry of Health United Republic of Tanzania. National Human Resources for Health
703 Strategy 2020-2025 Dar es Salaam: 2020.
- 704 44. Ministry of Health Uganda. The Human Resource for Health Strategic Plan 2020-2030.
705 Kampala, Uganda: 2021.
- 706 45. Ministry of Health Benin. National Health Development Plan 2009-2018 (Plan National de
707 Development Sanitaire). Cotonou, Benin: 2009.

- 708 46. Ministry of Health Benin. Operational plan to reduce maternal and neonatal mortality in
709 Benin 2018-2022 (Plan operationnel de reduction de la mortalite maternelle et neonatale au Benin).
710 Cotonou, Benin: 2018.
- 711 47. Ministry of Health Benin. National Health Policy 2018-2030 (Politique Nationale de Santé).
712 Cotonou, Benin: 2018.
- 713 48. Ministry of Health Malawi. Health Sector Strategic Plan 2011-2016. Moving Towards Equity
714 and Quality. Lilongwe, Malawi: 2011.
- 715 49. Ministry of Health Malawi. Health Sector Strategic Plan II 2017-2022. Towards Universal
716 Health Coverage. Lilongwe, Malawi: 2017.
- 717 50. Ministry of Health Malawi. National Health Policy - Towards Universal Health Coverage 2018-
718 2030. Lilongwe, Malawi: 2018.
- 719 51. Ministry of Health Uganda. Second National Health Policy (NHP II) 2010. Kampala, Uganda:
720 2010.
- 721 52. Ministry of Health Uganda. Health Sector Quality Improvement Framework and Strategic
722 Plan 2015/16-2019/20. Kampala, Uganda: 2015.
- 723 53. Ministry of Health Uganda. Health Sector Development Plan 2015/2016-2019/20. Kampala,
724 Uganda: 2015.
- 725 54. Ministry of Health Uganda. Strategy for Improving Health Service Delivery 2016-2021.
726 Kampala, Uganda: 2016.
- 727 55. Ministry of Health Uganda. Ministry of Health Strategic Plan 2020/21-2024/25. Kampala,
728 Uganda: 2020.
- 729 56. Ministry of Health Uganda. National Quality Improvement Framework and Strategic Plan
730 2021-2025. Kampala, Uganda: 2021.
- 731 57. Muula AS. The paradox of Malawi's health workforce shortage: pragmatic and unpopular
732 decisions are needed. *Malawi Med J.* 2023;35(1):1-2. Epub 2023/12/21. doi: 10.4314/mmj.v35i1.1.
733 PubMed PMID: 38124698; PubMed Central PMCID: PMCPMC10645906.
- 734 58. Twineamatsiko A, Mugenyi N, Kuteesa YN, Livingstone ED. Factors associated with retention
735 of health workers in remote public health centers in Northern Uganda: a cross-sectional study. *Hum*
736 *Resour Health.* 2023;21(1):83. Epub 2023/10/18. doi: 10.1186/s12960-023-00870-0. PubMed PMID:
737 37848900; PubMed Central PMCID: PMCPMC10580594.
- 738 59. Ackers L, Ackers-Johnson J, Ssekitoleso R. The BMJ Opinion [Internet]: *BMJ.* 2018. [cited
739 2024]. Available from: [https://blogs.bmj.com/bmj/2018/06/28/maternal-mortality-in-low-resource-
740 settings-are-doctors-part-of-the-solution-or-the-problem/](https://blogs.bmj.com/bmj/2018/06/28/maternal-mortality-in-low-resource-settings-are-doctors-part-of-the-solution-or-the-problem/).
- 741 60. Gajewski J, Wallace M, Pittalis C, Mwapasa G, Borgstein E, Bijlmakers L, et al. Why Do They
742 Leave? Challenges to Retention of Surgical Clinical Officers in District Hospitals in Malawi. *Int J Health*
743 *Policy Manag.* 2022;11(3):354-61. Epub 2020/08/11. doi: 10.34172/ijhpm.2020.142. PubMed PMID:
744 32772013; PubMed Central PMCID: PMCPMC9278482.
- 745 61. Ackers L, Ioannou E, Ackers-Johnson J. The impact of delays on maternal and neonatal
746 outcomes in Ugandan public health facilities: the role of absenteeism. *Health Policy Plan.*
747 2016;31(9):1152-61. Epub 2016/05/05. doi: 10.1093/heapol/czw046. PubMed PMID: 27142803;
748 PubMed Central PMCID: PMCPMC5035777.
- 749 62. Zhang H, Fink G, Cohen J. The impact of health worker absenteeism on patient health care
750 seeking behavior, testing and treatment: A longitudinal analysis in Uganda. *PLoS One.*
751 2021;16(8):e0256437. Epub 2021/08/21. doi: 10.1371/journal.pone.0256437. PubMed PMID:
752 34415980; PubMed Central PMCID: PMCPMC8378719.
- 753 63. Di Giorgio L, Evans DK, Lindelow M, Nguyen SN, Svensson J, Wane W, et al. Analysis of clinical
754 knowledge, absenteeism and availability of resources for maternal and child health: a cross-sectional

- 755 quality of care study in 10 African countries. *BMJ Glob Health*. 2020;5(12). Epub 2020/12/24. doi:
756 10.1136/bmjgh-2020-003377. PubMed PMID: 33355259; PubMed Central PMCID: PMC7751199.
- 757 64. Agyeman-Manu K, Ghebreyesus TA, Maait M, Rafila A, Tom L, Lima NT, et al. Prioritising the
758 health and care workforce shortage: protect, invest, together. *Lancet Glob Health*. 2023;11(8):e1162-
759 e4.
- 760 65. United Nations Population Fund East and Southern Africa Regional Office. *The State of the*
761 *World's Midwifery 2022: Analysis of the Sexual, Reproductive, Maternal, Newborn and Adolescent*
762 *Health Workforce in East and Southern Africa*. South Africa: 2022.
- 763 66. *State of the world's nursing 2020: investing in education, jobs, and leadership (SoWN)*.
764 Geneva: World Health Organization, 2020.
- 765 67. United Nations Population Fund. *State of the World's Midwifery 2021 (SoWMy 2021)*. New
766 York, United States of America: 2021.
- 767 68. United Nations Population Fund. *State of the World's Midwifery 2014 - A Universal Pathway.*
768 *A Woman's Right to Health*. New York (N.Y.): 2014.
- 769 69. World Health Organization. *The prevention and elimination of disrespect and abuse during*
770 *facility-based childbirth: WHO statement*. Geneva: World Health Organization, 2014.
- 771 70. Bohren MA, Tunçalp Ö, Miller S. Transforming intrapartum care: Respectful maternity care.
772 *Best Pract Res Clin Obstet Gynaecol*. 2020;67:113-26. Epub 2020/04/05. doi:
773 10.1016/j.bpobgyn.2020.02.005. PubMed PMID: 32245630.
- 774 71. Manu A, Zaka N, Bianchessi C, Maswanya E, Williams J, Arifeen SE. Respectful maternity care
775 delivered within health facilities in Bangladesh, Ghana and Tanzania: a cross-sectional assessment
776 preceding a quality improvement intervention. *BMJ Open*. 2021;11(1):e039616. Epub 2021/01/22.
777 doi: 10.1136/bmjopen-2020-039616. PubMed PMID: 33472772; PubMed Central PMCID:
778 PMC7818820.
- 779 72. Gryseels C, Dossou JP, Vigan A, Boyi Hounsou C, Kanhonou L, Benova L, et al. Where and why
780 do we lose women from the continuum of care in maternal health? A mixed-methods study in
781 Southern Benin. *Trop Med Int Health*. 2022;27(3):236-43. Epub 2022/02/01. doi: 10.1111/tmi.13729.
782 PubMed PMID: 35098607; PubMed Central PMCID: PMC9306704.
- 783 73. de Kok BC, Uny I, Immamura M, Bell J, Geddes J, Phoya A. From Global Rights to Local
784 Relationships: Exploring Disconnects in Respectful Maternity Care in Malawi. *Qual Health Res*.
785 2020;30(3):341-55. Epub 2019/10/24. doi: 10.1177/1049732319880538. PubMed PMID: 31642387.
- 786 74. Sethi R, Gupta S, Oseni L, Mtimuni A, Rashidi T, Kachale F. The prevalence of disrespect and
787 abuse during facility-based maternity care in Malawi: evidence from direct observations of labor and
788 delivery. *Reprod Health*. 2017;14(1):111. Epub 2017/09/08. doi: 10.1186/s12978-017-0370-x.
789 PubMed PMID: 28877701; PubMed Central PMCID: PMC5588731.
- 790 75. Mwashia LK, Kisaka LM, Pallangyo ES. Disrespect and abuse in maternity care in a low-
791 resource setting in Tanzania: Provider's perspectives of practice. *PLoS One*. 2023;18(3):e0281349.
792 Epub 2023/03/23. doi: 10.1371/journal.pone.0281349. PubMed PMID: 36947537; PubMed Central
793 PMCID: PMC10032509.
- 794 76. Mselle LT, Kohi TW, Dol J. Humanizing birth in Tanzania: a qualitative study on the (mis)
795 treatment of women during childbirth from the perspective of mothers and fathers. *BMC Pregnancy*
796 *Childbirth*. 2019;19(1):231. Epub 2019/07/07. doi: 10.1186/s12884-019-2385-5. PubMed PMID:
797 31277609; PubMed Central PMCID: PMC6612108.
- 798 77. Gavine A, MacGillivray S, McConville F, Gandhi M, Renfrew MJ. Pre-service and in-service
799 education and training for maternal and newborn care providers in low- and middle-income
800 countries: An evidence review and gap analysis. *Midwifery*. 2019;78:104-13. Epub 2019/08/17. doi:
801 10.1016/j.midw.2019.08.007. PubMed PMID: 31419781.

- 802 78. Munabi-Babigumira S, Glenton C, Lewin S, Fretheim A, Nabudere H. Factors that influence
803 the provision of intrapartum and postnatal care by skilled birth attendants in low- and middle-
804 income countries: a qualitative evidence synthesis. *Cochrane Database Syst Rev*.
805 2017;11(11):Cd011558. Epub 2017/11/18. doi: 10.1002/14651858.CD011558.pub2.
- 806 79. Muraraneza C, Mtshali NG, Mukamana D. Issues and challenges of curriculum reform to
807 competency-based curricula in Africa: A meta-synthesis. *Nurs Health Sci*. 2017;19(1):5-12. Epub
808 2016/11/03. doi: 10.1111/nhs.12316. PubMed PMID: 27805792.
- 809 80. Kruk ME, Gage AD, Joseph NT, Danaei G, García-Saisó S, Salomon JA. Mortality due to low-
810 quality health systems in the universal health coverage era: a systematic analysis of amenable deaths
811 in 137 countries. *Lancet*. 2018;392(10160):2203-12. Epub 2018/09/10. doi: 10.1016/s0140-
812 6736(18)31668-4. PubMed PMID: 30195398; PubMed Central PMCID: PMC6238021.
- 813 81. International Labour Organization. International Standard Classification of Occupations -
814 ISCO-08 2016 [cited 2023 28 November]. Available from:
815 <https://www.ilo.org/public/english/bureau/stat/isco/isco08/>.

816

817

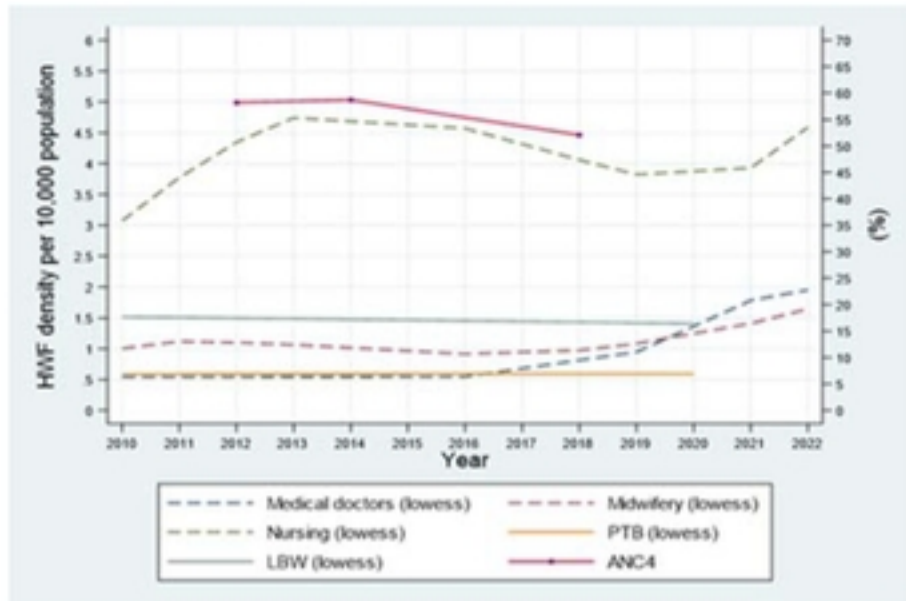


Fig 1a. Benin HWF densities in relationship to LWB, PTB and ANC4

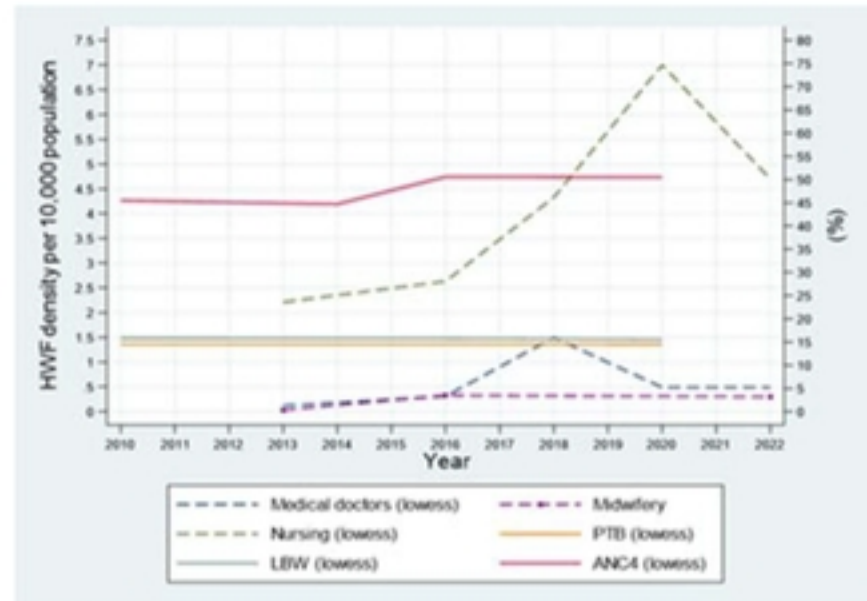


Fig 2a. Malawi HWF densities in relationship to LWB, PTB and ANC4

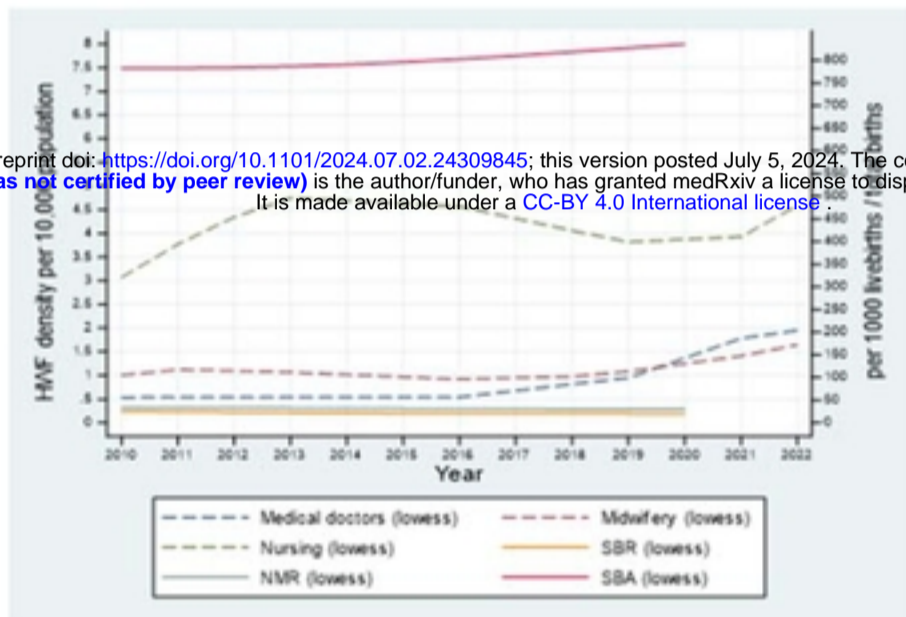


Fig 1b. Benin HWF densities in relationship to NMR, SBR and SBA

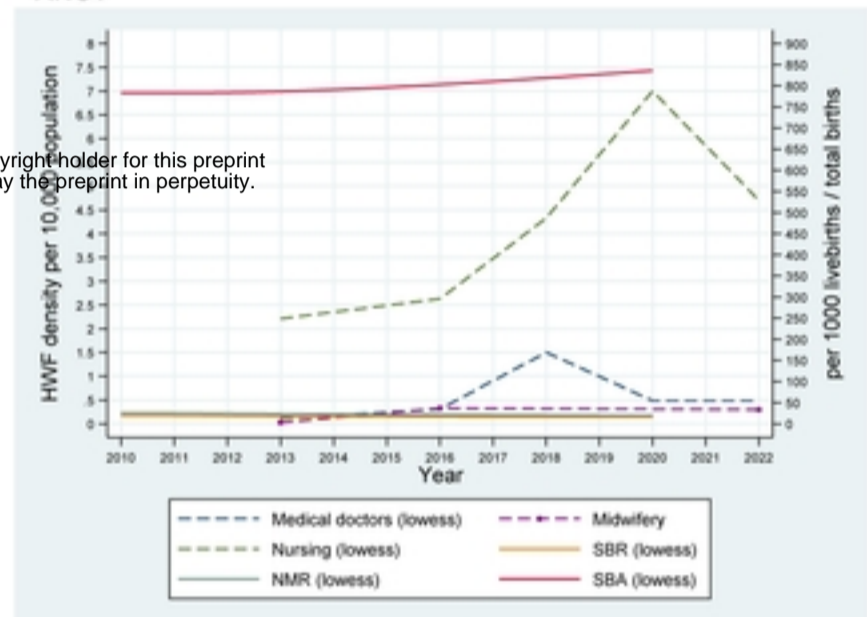


Fig 2b. Malawi HWF densities in relationship to NMR, SBR and SBA

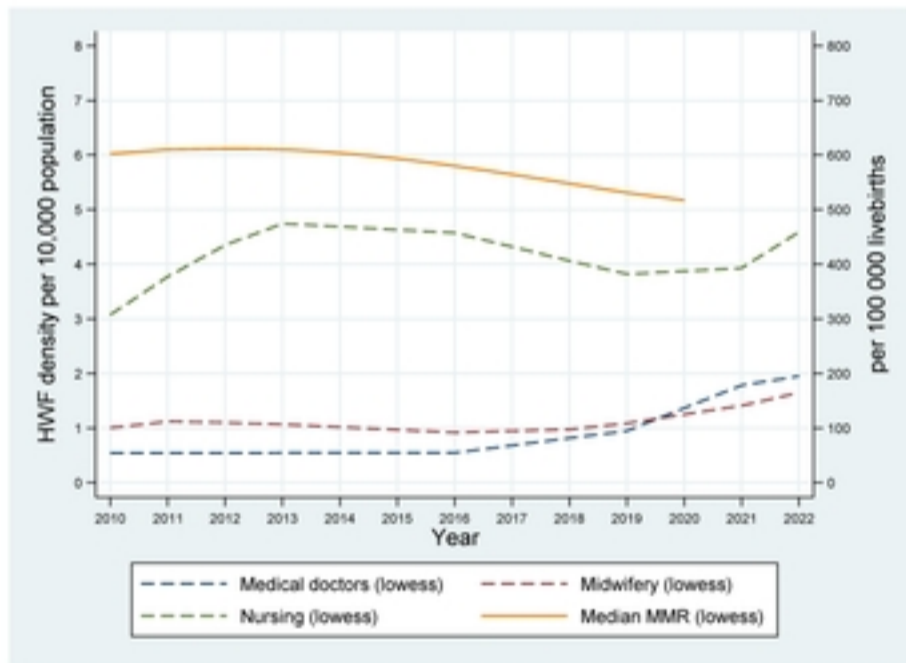


Fig 1c. Benin HWF densities in relationship to MMR

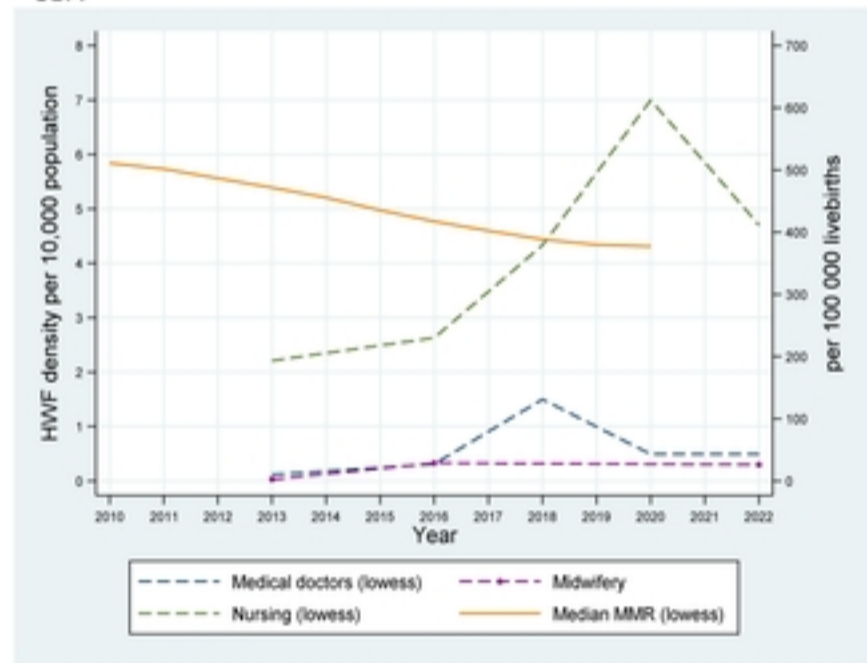


Fig 2c. Malawi HWF densities in relationship to MMR

medRxiv preprint doi: <https://doi.org/10.1101/2024.07.02.24309845>; this version posted July 5, 2024. The copyright holder for this preprint (which was not certified by peer review) is the author/funder, who has granted medRxiv a license to display the preprint in perpetuity. It is made available under a [CC-BY 4.0 International license](https://creativecommons.org/licenses/by/4.0/).

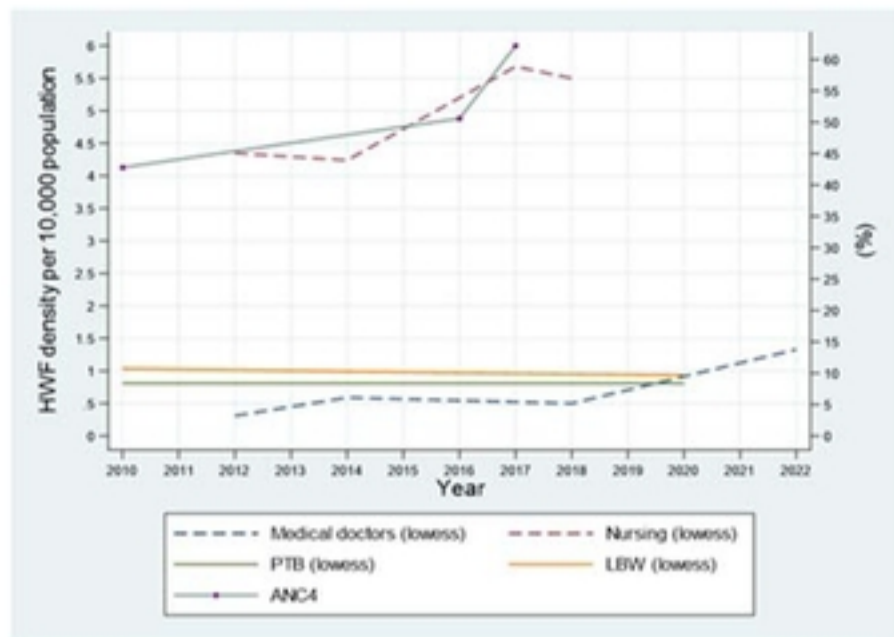


Fig 3a. Tanzania HWF densities in relationship to LWB, PTB and ANC4

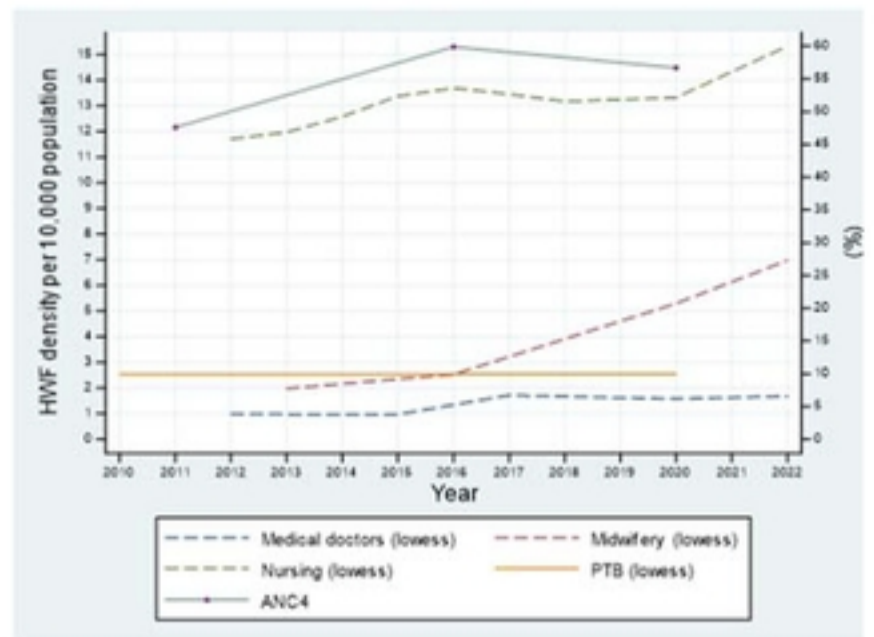


Fig 4a. Uganda HWF densities in relationship to PTB and ANC4

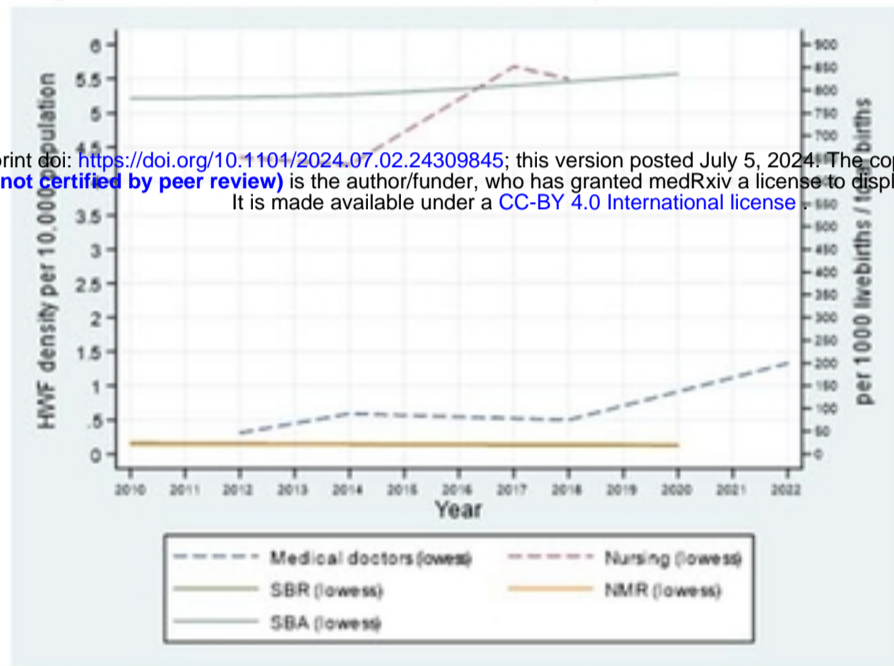


Fig 3b. Tanzania HWF densities in relationship to NMR, SBR and SBA

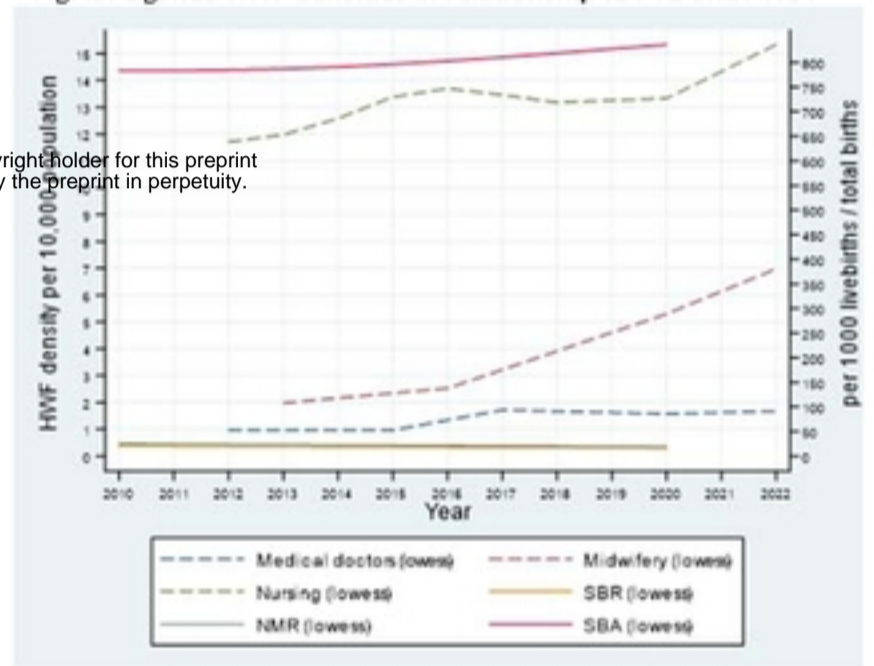


Fig 4b. Uganda HWF densities in relationship to NMR, SBR and SBA

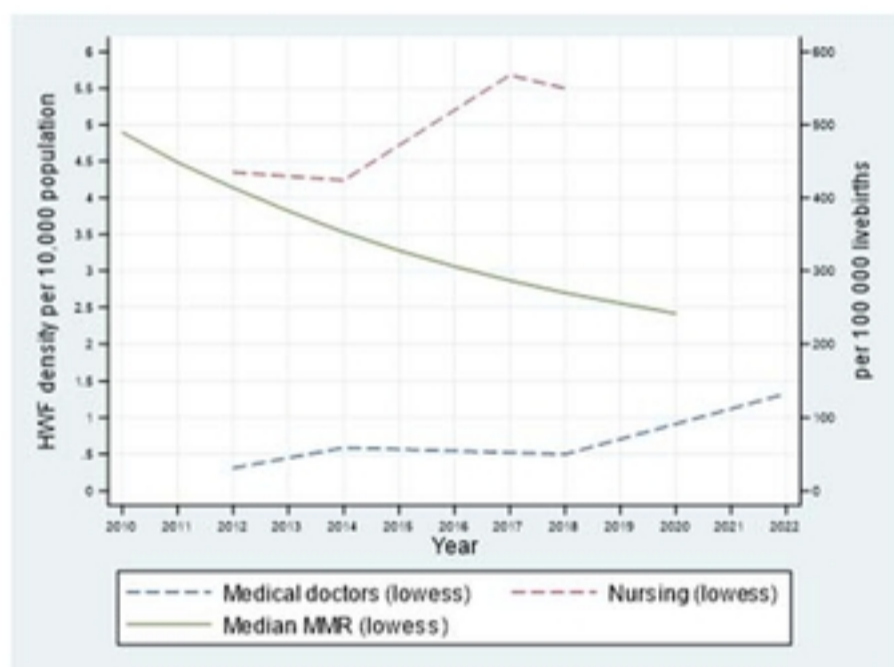


Fig 3c. Tanzania HWF densities in relationship to MMR

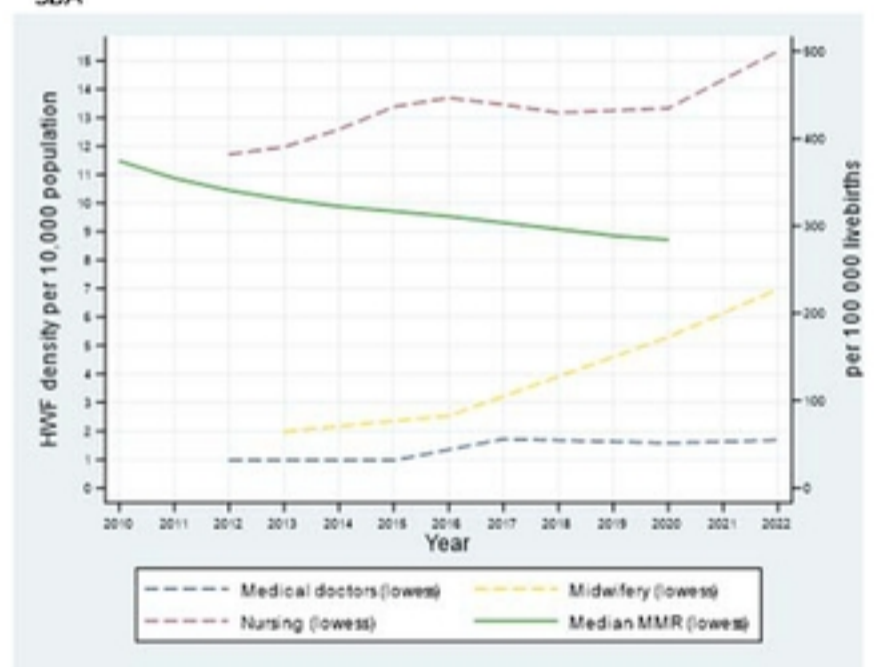


Fig 4c. Uganda HWF densities in relationship to MMR

medRxiv preprint doi: <https://doi.org/10.1101/2024.07.02.24309845>; this version posted July 5, 2024. The copyright holder for this preprint (which was not certified by peer review) is the author/funder, who has granted medRxiv a license to display the preprint in perpetuity. It is made available under a [CC-BY 4.0 International license](https://creativecommons.org/licenses/by/4.0/).