

1
2
3
4
5
6
7
8
9
10
11
12
13
14
15
16
17
18
19
20
21

Knowledge and occupational practices of beauticians and barbers in the transmission of viral hepatitis: a mixed-methods study in Volta Region of Ghana

Silas Adjei-Gyamfi ^{1 ¶}, Felix Kwame Korang ^{2 ¶}, Abigail Asirifi ^{3 &}, Clotilda Asobuno ^{4 &}

¹ Savelugu Municipal Hospital, Ghana Health Service, Savelugu, Northern Region, Ghana.

² Volta Regional Health Directorate, Ghana Health Service, Ho, Volta Region, Ghana.

³ Department of Midwifery, Garden City University College, Kenyasi, Ashanti Region, Ghana.

⁴ Kassena Nankana West District Health Directorate, Ghana Health Service, Paga, Upper East Region, Ghana.

***Corresponding author**

Email: adjeigyamfis@yahoo.com (SAG)

Short title

Knowledge and occupational practices of beauticians and barbers in Ghana.

22
23
24
25
26
27
28
29
30
31
32
33
34
35
36
37
38
39
40
41
42
43

Abstract

Background:

Although Ghana is endemic for hepatitis B virus (HBV) and hepatitis C virus (HCV) infections, the National Policy on Viral Hepatitis stipulates that there is unreliable data, limited knowledge, and deficiency in research on viral hepatitis, especially among high-risk workers in the eastern part of the country. This study therefore assessed the knowledge level and occupational practices of beauticians and barbers in the transmission of HBV and HCV in the Volta Region of Ghana.

Methods:

A cross-sectional mixed methods study was conducted in Volta Ghana from April to June 2021. While an in-depth interview was used to collect data from five environmental health officers who were selected as key informants in the qualitative stage, structured questionnaires/checklists, and direct observations were employed to collect data from 340 beauticians and barbers in the quantitative stage. During the qualitative stage, the process of coding, and mind mapping via thematic analysis was carried out. Furthermore, descriptive and inferential analyses were performed using Stata version 17.0 at a 95% significance level in the quantitative stage.

Results:

Most beauticians and barbers reported poor knowledge levels about HBV and HCV (67.0%), although the awareness of this viral hepatitis was high (88.2%). While almost one-third of the observed participants practiced safe occupational activities (31.5%), 29.0%, 49.4%, and 55.3% of them observed hand hygiene, wore protective clothes/gloves, and sterilized or disinfected tools

44 after use respectively. Beauticians and barbers with higher (tertiary) education (AOR=11.4;
45 95%CI=1.44–27.5; p=0.021) and those with heavy workload per day (AOR=4.34; 95%CI=1.31–
46 14.4; p=0.016) were more likely to report good knowledge level about HBV and HCV. Additionally,
47 beauticians were more likely to practice safe occupational activities as compared to barbers
48 (AOR=14.2; 95%CI=4.11–28.8; p<0.001). The key informant interviews revealed that there was
49 little or no licensing, monitoring, and training organized for beauticians and barbers.

50

51 **Conclusion:**

52 Participants showed high awareness but limited knowledge about HBV and HCV. The general
53 safety practices among the participants were poor. Our study results suggest possible viral
54 transmission through the activities of beauticians and barbers which could be attributed to the
55 lack of regulatory systems and training of beauticians and barbers.

56

57

58

59

60

61

62

63

64

65

66

67

Keywords

68

Barbers,

69

Beauticians,

70

Hepatitis B,

71

Hepatitis C,

72

Knowledge level,

73

Occupational practices,

74

Volta Ghana

75

76

77

78

Number of words

79

Abstract 350 words

80

Main text 5,577 words

81

82

83

84

85

86

87

88

Introduction

89 Globally, hepatitis B and C viruses are among other hepatitis viruses (A, D, E) that are of greatest
90 concern due to their high potential for epidemics, disease burden, and mortalities they cause
91 (1,2). Approximately more than 350 million and 170 million individuals are infected with hepatitis
92 B virus (HBV) and hepatitis C virus (HCV) respectively in Sahalien Africa (1). The prevalence of
93 chronic HBV and HCV infections in Ghana is estimated at 15.6% and 5.4% respectively (2–4).
94 Additionally, asymptomatic viral hepatitis (HBV and HCV) infection is found to be present in 6.9%
95 and 1.8% respectively of the general adult population in Ho of Volta Ghana (5). Although HBV
96 and HCV are on the rise, the needed attention has not been given to it as compared to other viral
97 infections like human immunodeficiency virus (HIV) in Ghana. However, the World Health
98 Organization (WHO) has revealed that HBV and HCV are about 50 and 10 times more infectious
99 than HIV correspondingly (1).

100 Beauticians and barbers work to add prettiness to their customers through shaving and styling
101 hair and beads. Most of these workers from developing countries focus more on the decoration
102 and entertainment of their shops than the risks related to their occupation (6). They render
103 services to most communities in Ghana ignoring that their workplaces can be sources of HBV and
104 HCV infections through accidental cuts and abrasions from their occupational tools (7,8),
105 especially when proper occupational practices and infection prevention and control (IPC)
106 measures are not observed (9,10). A study conducted in Nigeria to evaluate preventive methods
107 among commercial barbers found that 10% and 72% of the participants sterilized and disinfected
108 their instruments (hair clippers) respectively while 52% used kerosene, an ineffective disinfectant
109 for disinfection procedures. In the same study, the same brush was used to clean the hair clippers

110 and also brush the customers' hair (8). In Southern Ghana, Atallah and his colleagues observed
111 that 77% of barbers disinfected used tools, 63% washed their hands, and 62% used protective
112 equipment when attending to their customers (11). A similar study in the same country also
113 reported that most beauticians and barbers diluted their disinfectant (70% alcohol) thereby
114 reducing its sterilization ability. They also observed that the majority of the sterilizer cabinets
115 were not working properly (12).

116 The ability to prevent HBV and HCV infections among beauticians and barbers as well as their
117 customers is highly dependent on having adequate knowledge about these infections. Some
118 studies discovered that there is an association between knowledge level about HBV and HCV
119 transmission among beauticians or barbers to age, educational status, and working experience
120 (6,13). A cross-sectional study in India and Pakistan found that very few barbers (7%) were aware
121 of HBV and HCV infections and that the reuse of blades (razors) is a potential source of HBV and
122 HCV transmission (14,15). In Central Ghana, more than half of barbers neither knew how HBV
123 and HCV were transmitted nor believed they could get the infection at their workplaces (6,16).

124 In contributing to the 2030 agenda of the World Health Organization by eliminating viral hepatitis
125 via the reduction of new infections by 90% and deaths by 65% (1), the occupational activities of
126 beauticians and barbers and their knowledge level must be of significant concern. Although
127 transmission of HBV and HCV is publicly understood to happen through unprotected sexual
128 intercourse (2), however, other practical routes of infection including the operations of
129 beauticians and barbers could be a source of transmission. It calls for studies to assess the
130 knowledge level and occupational practices of beauticians and barbers on viral hepatitis, to bring

131 about desirable changes in the behaviour and activities of these cosmetologists, and ultimately
132 reduce the risk of potential transmissions.

133 The District/Municipal Environmental Health Unit in Ghana is a decentralized established body
134 under the Ministry of Local Government and Rural Development (MLGRD), whose services are
135 delivered at the assembly level (metropolitan/municipal/district). Environmental health officers
136 (EHOs) carry out diverse roles and measures for protecting public health, including enforcing
137 environmental health legislation and assessing, and controlling environmental and occupational
138 factors that can potentially affect health. Formerly known as health inspectors, EHOs are
139 responsible for monitoring and enforcing standards of environmental and public health, including
140 food hygiene, work safety, housing pollution control, and preventing environmental health
141 conditions injurious to health (17). However, as asserted by the Ghanaian Daily Graphic Report
142 in 2013, there is no effective regulatory scheme in Ghana to monitor and guide the activities of
143 some high-risk workers like beauticians and barbers. Beauticians and barbers run their private
144 businesses and are only interested in their daily income without considering any safety
145 precautions (18). Furthermore, there is unreliable data, limited knowledge, and a deficiency in
146 research with no established occupational safety regulations on viral hepatitis prevention and
147 control, especially in the Volta region of Ghana (19). This study therefore sought to assess the
148 knowledge level and occupational practices of beauticians and barbers in the transmission of HBV
149 and HCV in the Volta region of Ghana.

150

151

152

153
154
155
156
157
158
159
160
161
162
163
164
165
166
167
168
169
170
171
172
173
174

Methods and materials

Study area

This study was conducted in the Volta Region of Ghana, which lies within longitudes 00 15'W and 10 15'E, and latitudes 60 15'N and 80 45'N with a surface area of 10,572 km². It shares borders with the Oti Region in the north, the Gulf of Guinea in the South, the Eastern Region and Lake Volta in the west, and the Republic of Togo in the east. Volta region has a population of approximately 1,960,000 residing in 18 districts or municipalities (20). Agriculture is the primary source of income in the region while other technical services like plumbing, barbering, and electrical repairs are gradually on the rise due to increased urbanization (21).

Study design

A cross-sectional mixed-methods approach, consisting of a triangulation design was identified to conduct the study involving barbers, beauticians, and EHOs from 29th April to 30th June 2021. The quantitative method was used to provide proven statistical data whereas the qualitative study offered the opportunity to provide meaning behind the numbers. As shown in Figure 1, the quantitative strand was used to assess the knowledge level and occupational practices of beauticians and barbers. The qualitative strand was employed to conduct key informant interviews for selected EHOs. The study was therefore carried out concurrently thus, a parallel study of both quantitative and qualitative strands within the same study. Triangulation analysis of the survey, observations, and key Informant Interviews were done to form a joint interpretation of the data (22).

Figure 1. Mixed methods study design (adapted from Chandi, 2021)

175 **Sample size and sampling**

176 **Quantitative arm**

177 Applying Cochran 1977 formula with a design effect (DEFF), the sample size (n) was primarily
178 determined as 309 with the following indicators; prevalence (p) of HBV infection in Ghana
179 approximated at 16% (2), margin of error (d) of 5%, standard variate ($Z^{\alpha/2}$) at 95% confidence
180 level of 1.96, and DEFF of 1.5. Thus, $n = \frac{Z^{\alpha/2}{}^2 \times p(1-p)}{d^2} \times DEFF = \frac{1.96^2 \times 0.16(1-0.16)}{0.05^2}$
181 $\times 1.5 = 309$. The addition of 10% attrition and non-response rate increased the estimated
182 respondents to a final sample size of 340.

183 To recruit the 340 beauticians and barbers, five districts' capital towns were selected using simple
184 random sampling at the initial stage. The selected districts' capital towns included Ho, Denu,
185 Akatsi, Keta, and Sogakope which are located in Ho, Ketu South, Akatsi South, Keta, and South
186 Tongu districts/municipals respectively. Based on the population size of each selected town, a
187 probability proportional to size technique was employed to sample the respondents.
188 Furthermore, due to the difficulty in locating these beauticians and barbers on account of no
189 available member list, a snowballing sampling procedure was used to select the participants until
190 the total sample size of 340 was attained (23,24).

191 **Qualitative arm**

192 Five senior EHOs were recruited as Key Informants using purposeful sampling. Thus, one EHO
193 from each of the study sites (district capital). Purposeful technique was used to allow for the
194 selection of information-rich informants who are purported to enhance understanding of
195 beauticians' and barbers' practices and regulations of their practices.

196 **Study population**

197 **Quantitative arm**

198 The study recruited 340 beauticians and barbers operating in the capital towns of selected
199 districts of the Volta Region. This study did not include beauticians and barbers who were under
200 18 years old and/or were still undergoing apprenticeship.

201 **Qualitative arm**

202 This study targeted five senior and experienced EHOs from the selected district capitals of the
203 Volta Region. However, less experienced officers like junior EHOs who have worked for one or
204 two years were excluded from the study.

205

206 **Data collection and variables**

207 **Quantitative arm**

208 A structured questionnaire containing both open-ended and closed-ended questions was used
209 to collect data on beauticians' and barbers' knowledge about HBV and HCV infections and their
210 sociodemographic characteristics. A checklist for direct observation of beauticians and barbers
211 operating on a customer was also carried out. Informed consents were obtained from the
212 beauticians and barbers before the observation. The practices of beauticians and barbers were
213 observed on two occasions while attending to clients using a checklist without necessarily
214 interacting with them. If the observation could not take place, another date was arranged with
215 the participant. Observations usually took place between 2:00 pm and 6:00 pm on weekdays and
216 between 1:00 pm and 6:00 pm on Saturdays and Sundays. These were the prime times the
217 activities of the respondents could be witnessed. If multiple sessions were occurring at the same

218 time, only one session was observed (the first session that began in the presence of the observer).
219 Occupational practices including IPC adopted by each study participant including mode of
220 disinfection of tools, hand washing practices, use of protective clothing, frequent use of a comb,
221 frequency of disinfection, training on infection prevention protocols, and management of
222 accidental cuts were observed and collected. Basic socio-demographic information including age,
223 gender, marital status, level of education, work experience, and average number of customers
224 per day was also collected. Participants' knowledge level and understanding of HBV and HCV
225 mode of transmission, signs and symptoms, and preventive measures were explored. These
226 variables and collection tools were employed based on existing literature (8,11,16).

227 **Qualitative arm**

228 Face-to-face in-depth interviews were conducted for one senior EHO (key informant) in each
229 study site using a semi-structured interview guide to solicit detailed information about
230 beauticians' and barbers' practices as well as occupational regulations. Upon obtaining the
231 respondents' consent, an iPhone voice recorder was used to record the information while notes
232 were taken during the interview. Each interview lasted for about 20 minutes.

233

234 **Statistical analysis**

235 **Quantitative arm**

236 STATA version 17.0 (Stata Corporation, Texas, USA) was used to perform all analyses at a
237 significance of $p < 0.05$. While knowledge, IPC, and occupational-related categorical variables
238 were reported as frequencies and percentages, continuous variables such as age, work
239 experience, and daily workload were presented as means and standard deviations. The outcome

240 variables were good knowledge level and safe occupational practices whereas exposure variables
241 included sociodemographic characteristics.

242 Both knowledge and practice scores were calculated for each participant. Participants received
243 one point for each correct response to the knowledge-related questions and for each correct
244 observed IPC and occupational practice. Incorrect responses and observations did not receive
245 any points. By applying the median cut-off point, absolute knowledge and practice scores were
246 estimated with their respective coefficient of Cronbach's alpha of 0.81 and 0.79 checked to
247 ascertain reliability. A composite knowledge score was calculated using eight items and
248 dichotomized into good and poor knowledge levels. The practice score was also determined by
249 using 15 correct practices and categorized into safe and unsafe occupational practices (25,26).

250 Associations between good knowledge level or safe occupational practices and
251 sociodemographic variables were assessed using bivariate logistic regression. Significant
252 sociodemographic variables in the bivariate logistic regression were retained for the multivariate
253 analyses. Multivariate (binary) logistic regression was then used to predict the factors associated
254 with participants' knowledge level and occupational practices.

255 **Qualitative arm**

256 The audio recordings were repeatedly listened to, translated, and transcribed by a team of
257 experts. All note-taking was read and compared with the transcribed version to attain ideas for
258 coding. The transcribed recordings and note-taking were then typed into Microsoft Word as the
259 raw data for analysis after verification and review from a second opinion from the research team.
260 Key phrases were coded and categorized by employing thematic analysis. Codes were reviewed

261 and codes with similar meanings were grouped into working themes using mind-maps. The
262 themes were discussed by the researchers before using them for the results writing.

263

264 **Ethical considerations**

265 Nagasaki University School of Tropical Medicine and Global Health Institutional Review Board
266 (approval number: NU_TMGGH_2020_130_1), and the Ghana Health Service Ethics Review
267 Committee (approval number: GHS-ERC 036/01/21) provided ethical clearance for the study.
268 Volta Regional Health Directorate, District/Municipal Health Directorates, and District/Municipal
269 Assembly granted permission for this study. Written informed consent was obtained from all
270 respondents after they were given information on the purpose of the study and what was
271 required of them as study participants.

272

273

274

275

276

277

278

279

280

281

282

283
284
285
286
287
288
289
290
291
292
293
294
295
296
297
298
299
300
301
302
303
304

Results

Sociodemographic characteristics among respondents

Table 1 describes the social and demographic variables among the study participants. Majority of the 340 beauticians and barbers were between the ages of 20 and 29 years (61.8%) with a mean (sd) age of 26.73 (6.04) years. Although female participants (50.6%) were more than their male counterparts (49.4%), a greater proportion of the participants were single (61.8%) and had attained junior high educational status (55.9%). Less than half of these beauticians and barbers had worked for at least four years (46.8%), while less than one-third of them resided in rural communities (17.9%) and offered services to approximately 10–15 customers per day (25.0%). On the other hand, 80.0% of the EHOs were males and were more than 30 years old. More than half of the officers (60.0%) held the position of deputy district/municipal director and had working experience between 11 to 20 years.

305 **Table 1: Sociodemographic characteristics of respondents**

Variables	Category	Frequency (n)	Percentage (%)	Mean (sd)
For beauticians and barbers (n = 340)				
Age group (years)				
	< 20	32	9.4	26.73 (6.04)
	20 – 29	210	61.8	
	30 – 39	84	24.7	
	40+	14	4.1	
Gender				
	Male	168	49.4	
	Female	172	50.6	
Marital status				
	Single	210	61.8	
	Married	102	30.0	
	Divorced	10	2.9	
	Cohabiting	18	5.3	
Highest education level				
	None	25	7.3	
	Primary	55	16.2	
	Junior high	190	55.9	
	Senior high	63	18.5	
	Tertiary	7	2.1	
Occupation				
	Beautician	199	58.5	
	Barber	141	41.5	
Work experience (years)				
	1 – 3	181	53.2	4.57 (3.86)
	4+	159	46.8	
Daily workload				
	< 10 persons	241	70.9	7.89 (4.04)
	10 – 20 persons	85	25.0	
	20+ persons	14	4.1	
Place of residence				
	Urban	279	82.1	
	Rural	61	17.9	
For environmental health officers (n = 5)				
Age group (years)				
	20 – 29	1	20.0	
	30 – 39	2	40.0	
	40+	2	40.0	
Gender				
	Male	4	80.0	
	Female	1	20.0	
Job position				
	District/municipal director	2	40.0	
	Deputy district director	3	60.0	
Work experience in current position (years)				
	3 – 5	2	40.0	
	5 – 10	3	60.0	
Total work experience (years)				
	3 – 5	1	20.0	
	5 – 10	1	20.0	
	11 – 20	3	60.0	

306 **Knowledge level of hepatitis virus infections among beauticians and barbers**

307 As illustrated in [Table 2](#), majority of the beauticians and barbers had heard of HBV and HCV
308 before (88.2%). Participants reported that hepatitis B and C can be transmitted through several
309 means; 37.0% and 29.0% mentioned that it can be transmitted through unprotected sex and
310 blood transfusion respectively. Additionally, 20% did not know how HBV and HCV can be
311 transmitted. Almost one-third of the participants mentioned jaundice (28.0%) and muscle/joint
312 pain (27.7%) as symptoms of HBV/HCV infections. Most of the participants did not know that HBV
313 and HCV infections can be transmitted through sharing of their instruments (53.0%) whilst 46.7%
314 did not believe that healthy healthy-looking persons can spread HBV or HCV. Only a few
315 participants perceived themselves to be at risk of contracting HBV or HCV (37.1%). Hence,
316 approximately one-third of these beauticians and barbers have a good knowledge level about
317 HBV or HCV infections (32.9%).

318

319

320

321

322

323

324

325

326

327

328 **Table 2: Knowledge level of hepatitis virus infection among beauticians and barbers**

Variables	Category	Frequency (n)	Percentage (%)
Ever heard of HBV or HCV infection			
	Yes	300	88.2
	No	40	11.8
Mode of transmission of HBV or HCV			
	Sexual contact	111	37.0
	Blood contact/transfusion	87	29.0
	Contact with sweat	66	22.0
	Sharing of sharp instruments	34	11.3
	Contaminated food	30	10.0
	Mother to child transmission	26	8.7
	Spiritual	26	8.7
	Don't know	60	20.0
Signs & symptoms of HBV or HCV			
	Jaundice	84	28.0
	Swollen abdomen	51	17.0
	Fatigue	79	26.3
	Muscle and joint pain	83	27.7
	Don't know	3	1.0
HBV or HCV can be transmitted by your instrument			
	Yes	141	47.0
	No	159	53.0
Healthy looking person can spread HBV or HCV			
	Yes	160	53.3
	No	140	46.7
Do you perceive yourself at risk for HBV or HCV			
	Yes	126	37.1
	No	214	62.9
Overall knowledge level			
	Good	112	32.9
	Poor	228	67.1

329

330 **Observed occupational practices among beauticians and barbers**

331 [Table 3](#) shows the daily routine occupational practices including IPC among beauticians and
332 barbers. Out of the 340 beauticians and barbers observed, none of them had a standard protocol
333 to guide their operations whilst only 10.3% had ever received any form of training on IPC
334 practices. A larger percentage of them used 70% alcohol-based disinfectant for disinfection
335 procedures (73.5%) and 12.1% did not have any form of disinfectant. More than half of the
336 participants diluted the 70% alcohol-based disinfectant before use (55.2%) and sterilized or

337 disinfected reusable tools after using them on a customer (55.3%). Out of the 15 accidental
 338 injuries that were observed, only 40% cleaned the wound with cotton wet with alcohol.
 339 Additionally, during their services with a customer, it was observed that most of the participants
 340 used a new blade or tool for every customer (77.4%), and the same hairbrush or comb for more
 341 than one customer (58.8%). While only a few used the same towel for more than one customer
 342 (26.7%) and practiced hand hygiene before attending to a customer (29.4%), majority of the
 343 participants disposed of used materials in a dustbin (81.1%). Furthermore, slightly less than half
 344 of the participants did not wear protective clothes (especially gloves) when attending to a
 345 customer (49.4%). Surprisingly, nearly one-third of the beauticians and barbers practice unsafe
 346 occupational and IPC activities (68.5%).

347 **Table 3: Observed occupational including IPC practices among beauticians and barbers**

Variables	Category	Frequency (n)	Percentage (%)
Have standards for operating			
	Yes	0	0
	No	340	100
Ever received training on IPC practices			
	Yes	35	10.3
	No	305	89.7
Type of disinfectant used			
	None	41	12.1
	70% alcohol	250	73.5
	Dettol	2	0.6
	Hot water	5	1.5
	Perfume	22	6.5
	Soap solution	9	2.6
	Talcum powder	11	3.2
Dilutes alcohol before use (n=250)			
	Yes	140	55.2
	No	110	44.8
Frequency of tool disinfection/sterilization			
	Before using on a client	15	4.4
	After using on every client	188	55.3
	Close of day's work	137	40.3
Perform hand hygiene before attending to clients			

	Yes	100	29.4
	No	240	71.6
Perform hand hygiene after attending to clients			
	Yes	73	21.5
	No	267	78.5
Had accidental cut			
	Yes	15	4.4
	No	325	95.6
Managing accidental cuts (n=15)			
	No treatment	4	26.7
	Cleaned with cotton wet alcohol	6	40.0
	Applied only cotton/foam	2	13.3
	Applied herbal ointment	2	13.3
	Applied a piece of hair	1	6.7
Wear protective clothes and gloves			
	Yes	168	49.4
	No	172	50.6
Use the same towel for >1 client			
	Yes	91	26.7
	No	249	73.3
Use the same brush/comb for >1 client			
	Yes	200	58.8
	No	140	41.2
Dispose off waste into wastebins			
	Yes	276	81.1
	No	64	18.9
Change tool/blade for each client			
	Yes	263	77.4
	No	77	22.6
Overall occupational safety practices			
	Safe	107	31.5
	Unsafe	233	68.5

348

349 **Factors associated with knowledge level and occupational practices**

350 After registering no multicollinearity among the six predictor variables (gender, marital status,
 351 educational level, occupation, work experience, daily workload) that showed significant bivariate
 352 association with good knowledge level, two of them namely educational level and daily workload
 353 remained statistically significant at the multivariate analysis level (Table 4). Moreover, as shown
 354 in Table 5, four variables including gender, educational level, occupation, and work experience

355 were independently associated with safe occupational practices during bivariate analysis. Out of
356 these variables, only occupation status showed a significant association in the multivariate
357 analysis.

358 The findings suggest that beauticians and barbers who had higher education up to the tertiary
359 level were 11.4 times more likely to have good knowledge about HBV and HCV infections
360 (AOR=11.4; 95%CI=1.44–27.5; p=0.021). In addition, participants who had a workload of more
361 than 20 customers per day were 4.34 times more likely to have good knowledge about HBV and
362 HCV infections (AOR=4.34; 95%CI=1.31–14.4; p=0.016). Beauticians were 14.2 times more likely
363 to practice safe occupational activities as compared to barbers (AOR=14.2; 95%CI=4.11–28.8;
364 p<0.001).

365

366

367

368

369

370

371

372

373 **Table 4: Factors associated with knowledge level**

Variable	Logistic regression analysis					
	Knowledge level (%)		Bivariate		Multivariate	
	Good	Poor	COR (95%CI)	p-value	AOR (95%CI)	p-value
Age (years)						
< 20	10 (8.9)	22 (9.7)		Reference		
20 – 29	71 (63.4)	139 (60.9)	1.12 (0.50, 2.50)	0.775		
30 – 39	28 (25.0)	56 (24.6)	1.10 (0.46, 2.63)	0.831		
40+	3 (2.7)	11 (4.8)	0.60 (0.14, 2.63)	0.499		
Gender						
Male	43 (38.4)	125 (54.8)		Reference		Reference
Female	69 (61.6)	103 (45.2)	1.95 (1.23, 3.09)	0.005*	1.58 (0.53, 4.64)	0.409
Marital status						
Single	62 (55.3)	148 (64.9)		Reference		Reference
Married	42 (37.5)	60 (26.3)	1.67 (1.02, 2.74)	0.041*	1.47 (0.84, 2.55)	0.174
Divorced	4 (3.6)	6 (2.6)	1.59 (0.43, 5.84)	0.483	0.94 (0.23, 3.91)	0.931
Cohabiting	4 (3.6)	14 (6.2)	0.68 (0.22, 2.15)	0.514	0.52 (0.16, 1.75)	0.293
Education level						
None	5 (4.4)	20 (8.8)		Reference		Reference
Primary	18 (16.1)	37 (16.2)	1.95 (0.63, 6.03)	0.248	1.72 (0.50, 5.85)	0.388
Junior high	57 (50.9)	133 (58.3)	1.71 (0.61, 4.79)	0.304	1.45 (0.44, 4.79)	0.539
Senior high	27 (24.1)	36 (15.8)	3.00 (1.00, 9.01)	0.050	2.85 (0.79, 10.2)	0.108
Tertiary	5 (4.5)	2 (0.9)	10.0 (1.48, 67.6)	0.018*	11.4 (1.44, 27.5)	0.021*
Occupation						
Barber	37 (33.0)	104 (45.6)		Reference		Reference
Beautician	75 (67.0)	124 (54.4)	1.70 (1.06, 2.73)	0.028*	1.39 (0.46, 4.18)	0.556
Work experience (years)						
1 – 3	51 (45.5)	130 (57.0)		Reference		Reference
4+	61 (54.5)	98 (43.0)	1.59 (1.01, 2.50)	0.047*	1.56 (0.93, 2.62)	0.089
Daily workload						
<10 persons	76 (67.9)	165 (72.4)		Reference		Reference
10–20persons	27 (24.1)	58 (25.4)	1.01 (0.59, 1.72)	0.969	1.06 (0.58, 1.92)	0.850
20+ persons	9 (8.0)	5 (2.2)	3.91 (1.27, 12.1)	0.018*	4.34 (1.31, 14.4)	0.016*
Place of residence						
Urban	91 (81.2)	188 (82.5)		Reference		
Rural	21 (18.8)	40 (17.5)	1.08 (0.60, 1.95)	0.785		
Regression model						
R^2	0.758					
p-value	0.006					

374

375

376

377

378 **Table 5: Factors associated with occupational safety practices**

Variable	Logistic regression analysis					
	Occupational practices (%)		Bivariate		Multivariate	
	Safe	Unsafe	COR (95%CI)	p-value	AOR (95%CI)	p-value
Age (years)						
< 20	10 (9.4)	22 (9.4)		Reference		
20 – 29	77 (72.0)	133 (57.1)	1.27 (0.57, 2.83)	0.553		
30 – 39	17 (15.9)	67 (28.8)	0.56 (0.22, 1.39)	0.213		
40+	3 (2.8)	11 (4.7)	0.60 (0.14, 2.63)	0.499		
Gender						
Male	50 (46.7)	118 (50.6)		Reference		Reference
Female	57 (53.3)	115 (49.4)	1.17 (1.04, 1.85)	0.043*	1.14 (0.44, 1.49)	0.102
Marital status						
Single	69 (64.5)	141 (60.5)		Reference		
Married	27 (25.2)	75 (32.2)	0.74 (0.43, 1.24)	0.252		
Divorced	4 (3.7)	6 (2.6)	1.36 (0.37, 4.99)	0.640		
Cohabiting	7 (6.5)	11 (4.7)	1.30 (0.48, 3.50)	0.603		
Education level						
None	19 (17.8)	6 (2.6)	8.40 (3.18, 22.2)	<0.001*	3.04 (0.97, 9.51)	0.057
Primary	22 (20.5)	33 (14.2)	1.77 (0.95, 3.31)	0.074	1.35 (0.68, 2.68)	0.393
Junior high	52 (48.6)	138 (59.2)		Reference		Reference
Senior high	12 (11.2)	51 (21.9)	0.62 (0.31, 1.26)	0.191	0.69 (0.34, 1.42)	0.319
Tertiary	2 (1.9)	5 (2.1)	1.06 (0.20, 5.64)	0.944	0.94 (0.17, 5.15)	0.940
Occupation						
Barber	26 (24.3)	115 (49.4)		Reference		Reference
Beautician	81 (75.7)	118 (50.6)	3.04 (1.82, 5.06)	<0.001*	14.2 (4.11, 28.8)	<0.001*
Work experience (years)						
1 – 3	62 (57.9)	119 (51.1)		Reference		Reference
4+	45 (42.1)	114 (48.9)	0.76 (0.48, 0.99)	0.049*	0.86 (0.52, 1.44)	0.574
Daily workload						
< 10 persons	75 (70.1)	116 (71.2)		Reference		
10 – 15 persons	29 (27.1)	56 (24.1)	1.15 (0.68, 1.93)	0.610		
20+ persons	3 (2.8)	11 (4.7)	0.60 (0.16, 2.23)	0.449		
Place of residence						
Urban	91 (85.0)	188 (80.7)		Reference		
Rural	16 (15.0)	45 (19.3)	0.73 (0.39, 1.37)	0.332		
Regression model						
<i>R</i> ²	0.764					
<i>p</i> -value	< 0.001					

379

380

381

382 **Interview with environmental health officers**

383 One EHO in each of the 5 study sites was interviewed to qualitatively assess the regulations of
384 occupational safety practices of beauticians and barbers. The analysis was based on meta-
385 narratives using thematic areas after coding.

386 **Core duties of environmental health officers**

387 All the EHOs mentioned similar routine daily activities carried out by the Environmental Health
388 Unit. However, none of the EHOs mentioned the regulation of barbers and beauticians as part of
389 their core remit. *"...We do not specialize in one area but carry out all activities that fall within the
390 remit of the department. First and foremost is waste disposal..., fumigation of mosquito breeding
391 sites, routine inspection of homes to check hygiene in homes, inspection of eating and drinking
392 areas, market hygiene... Meat inspections in abattoirs, cordoning off for dead people like COVID-
393 19 patients, we also conduct hygiene inspections in schools, supervise zoomlion activities, and
394 screen for food vendors. We cemetery inspectors bury the deceased, people who have died and
395 have no owners..., we recommend building plans for approval and prosecuting environmental
396 health violations..." EHO4.*

397 **Creating awareness for beauticians and barbers**

398 All EHOs confirmed the presence and operation of barbers and beauticians in the
399 districts/municipalities. It was also admitted that not much attention was paid to them given
400 their practices and transmission of diseases. One respondent narrated: *"...We know that there
401 are barbers and beauticians in the district, but we do not have much information about them
402 because they are not under our jurisdiction. We do not inspect them like I said, we only focus on
403 hygiene and food sanitation..." EHO3.* Another added: *"...I know about them. As part of ensuring*

404 *good hygiene measures, especially for beauticians, we inspect their environment, especially in*
405 *terms of how they dispose of their customers' waste water if it has no impact on the environment.*
406 *As for the barbers, since I have been in the department, we are not as strict... I can only remember*
407 *us visiting the barbers once or twice to check that they had sterilized their machines..."EHO5. One*
408 *EHO mentioned that the practices of barbers and beauticians pose a very high risk to the public*
409 *"...What I can say is that the practices of some of them are very risky. They can use the same*
410 *equipment for many people. Those who work in the salon are somehow better, but those who*
411 *work on the street are very bad..." EHO1.*

412 **Licensing and regulation**

413 In terms of licensing and regulation of beauticians and barbers in Ghana, it was found that the
414 various districts/municipalities do not necessarily license or regulate their activities. All the EHOs
415 indicated that there is no policy or regulatory system in place to monitor the occupational safety
416 practices employed by beauticians and barbers. The responses of the discussants suggest that
417 the various local assemblies are only fixated on the taxes paid by beauticians and barbers and
418 have little or no concern for their practices. The lack of regulatory mechanisms for the activities
419 of beauticians and barbers can lead to unhealthy practices that expose the public and themselves
420 to blood-borne infections such as HBV and HCV. The following quotes support the findings:
421 *"... No, we do not have any laws or policies regulating barbers. All I know is that barbers working*
422 *in a kiosk have to apply for a business operating permit (BOP) at the Municipal Assembly before*
423 *they start, but street barbers don't do any registration at all... We have laws related to sanitation*
424 *and food hygiene issues, but we don't have laws for the operation of barbers..." EHO4. Another*
425 *EHO said: "...We have no standards or laws available to us, we made bylaws to contain all social*

426 *services, but they have not been gazetted.... what we do currently is if a beautician or a barber*
427 *wants to set up a business, he/she has to come to the district assembly to take BOP.” EHO2*

428 **Training and continuing education**

429 Typically, beauticians and barbers do not receive regular continuing education to be up-to-date
430 on occupational hazards. It was evident from the responses to the discussions that no form of
431 training was organized for them.

432 **Challenges among environmental health officers**

433 One bottleneck to the inability of EHOs to monitor and enforce the safety practices of street
434 barbers and beauticians is the lack of clear environmental regulations and laws/regulations.
435 Participants also cited the influence of local political leaders and insufficient funds to purchase
436 equipment and other ongoing expenses such as fuel and logistics as major obstacles to the
437 effective monitoring of beauticians and barbers. These quotes support the views of the EHOs.
438 *"...We have problems with staff, no vehicles. We only have one motorcycle for our transportation.*
439 *We fund most of our own transportation for our inspections. Regulations issued to help regulate*
440 *social services have not yet been gazetted..." EHO2. Another said: "...Apart from the fact that*
441 *there is no law to regulate barbers, we are also affected by the interference of politicians. You*
442 *know, if you are a law enforcement officer and a criminal is arrested, before you take the person*
443 *to prosecution, you get a call from the District Chief Executive or whoever expecting you to let the*
444 *culprit go..." EHO5*

445 **Suggestions to initiate regulation of beauticians and barbers**

446 Participants made some suggestions for better regulation of beauticians' and barbers' practices
447 which included the provision of bylaws, policy documents, and the formation of a cosmetology

448 association. *"...We need something like bylaws to monitor their activities, so we have something*
449 *to rely on..." EHO 2. "...We should have a clearly defined policy document that regulates the*
450 *activities of barbers and beauticians..." EHO3. "...As it is now, we have no idea about their total*
451 *number and how to track them down because some of them are on the move. Regulating the*
452 *beauticians and barbers is very difficult in the first place, I think we need to encourage them to*
453 *form an association...." EHO4. "...The Assembly should provide us with the necessary resources*
454 *and funding..." EHO1.*

455

456

457

458

459

460

461

462

463

464

465

466

467

468

469

Discussion

470 Local cosmetologists commonly called beauticians and barbers serve as a major source of income
471 for several young adults in the Volta Region of Ghana. Since there is no entry impediment to
472 working as a beautician or barber in the country, this mixed methods study was aimed to assess
473 the knowledge and occupational practices of beauticians and barbers in the transmission of viral
474 hepatitis (HBV and HCV) in the Volta Region of Ghana.

475 **Knowledge about HBV and HCV among beauticians and barbers**

476 Our study reported a higher level of awareness about HBV and HCV infections than the level
477 reported among barbers in Kumasi City, Ghana (6), although most of this study's participants
478 have poor knowledge levels. This suggests a gradual increase in awareness of HBV and HCV
479 infections in the Ghanaian populace. On the other hand, a significant proportion of beauticians
480 and barbers reported wrong information about HBV and HCV transmission through
481 contaminated food (10.0%), and spiritual means (8.7%), while 20% of them could not tell how
482 viral hepatitis can be transmitted. Majority of the participants did not know that HBV and HCV
483 can be transmitted by sharing instruments and did not consider themselves at risk of contracting
484 HBV and HCV whereas less than half of them did not believe that a healthy-looking person can
485 transmit HBV and HCV. Similarly, other studies in Ghana reported that most barbers neither knew
486 how HBV and HCV are transmitted nor considered themselves at risk of getting these infections
487 through their work activities (6,16). These findings show that although the majority of beauticians
488 and barbers are aware of HBV and HCV, increased misconceptions are circulating among the
489 Ghanaian populace.

490 The study further revealed that participants who had higher education up to the tertiary level
491 were more likely to have good knowledge about HBV and HCV. Beauticians and barbers who had
492 a workload of more than 20 customers per day were more likely to have good knowledge about
493 HBV and HCV. These findings corroborate a study done in Pakistan, where increased workload
494 including work experience and higher educational status were found to be associated with
495 greater hepatitis awareness among barbers (27). Higher education may not only expose
496 individuals to a wider range of information on infectious diseases but also prepare them to be
497 effective, efficient, and reliable in the work environment in society (21). Literate persons are
498 more likely to participate in outreach screening and education programs for HBV and HCV as
499 most health promotional activities are targeted to them due to their perceived comprehension
500 of health issues (28). Furthermore, attending to more customers per day increases workers'
501 performance rate and gives them more experience which consequently leads to attaining
502 increased practical capacities and adequate knowledge about the prevention of viral hepatitis
503 infections like HBV and HCV (29).

504 **Occupational practices of beauticians and barbers**

505 With a composite occupational safety practice score of 31.5% among the study participants,
506 beauticians were more likely to practice safe work activities as compared to barbers. This is an
507 expected finding as most of the beauticians in our study were females and there is evidence that
508 female beauticians effectively provide a safer work environment to their customers (30,31). The
509 observed practices of participants showed that none of the beauticians and barbers had a
510 protocol for infection prevention and management of accidental cuts. This study also revealed
511 that only a few of the participants had ever received training on IPC practices. This can be

512 attributed to a lack of oversight responsibility of the practices of beauticians and barbers by the
513 local assemblies and relevant authorities. As Ghana continues to face a high burden of HBV and
514 HCV infection, conscious effort needs to be devoted to IPC. In this regard, increasing the
515 knowledge of beauticians and barbers and changing their practices is required to reduce
516 occupational transmission. Additionally, they could be trained to serve as viral disease (HBV, and
517 HCV) peer educators due to their unique access to the population. Although the majority of
518 beauticians and barbers seemed to observe some form of disinfection, most of them were not
519 performed adequately. Majority (73.5%) of the participants used 70% alcohol as a disinfectant.
520 However, most of them (55.2%) had diluted it for economic reasons and received complaints
521 from clients about pain sensations when undiluted alcohol-based disinfectant was applied
522 directly to skin abrasions. This finding is consistent with a similar study in Kumasi, Ghana, which
523 reported that most barbers diluted the 70% alcohol reducing its sterilizing ability (12). Several
524 studies have shown that an alcohol concentration of less than 60% cannot inactivate HBV and
525 HCV (12,32). Others used herbal ointment, soap solution, and perfume which are not known to
526 act as disinfectants against HBV and HCV. This was an infringement of professional social
527 responsibility to protect clients. These findings suggest that the seemingly high rate of
528 disinfection among beauticians and barbers only gives customers and the public a false sense of
529 safety.

530 Micro-traumatic injuries caused as a result of beauticians' and barbers' procedures on their
531 clients can contaminate their tools, and the re-use of these tools can spread HBV and HCV (15).
532 The study results show that 27% and 59% of participants use the same towel and comb or hair

533 brush for each client, respectively. This could result in the effective spread of pathogens between
534 clients through micro-abrasions.

535 Almost half of the participants observed used protective clothes but admitted to reusing them
536 on other clients. Pathogens could be transferred from infected sources to used gloves and
537 aprons, making them a potential source of transmission. The observed improper use of this
538 protective clothing could also serve as a carrier of pathogens at the workplace (33). In terms of
539 frequency of disinfection, a substantial number of barbers disinfected their tools at the end of
540 the day's work against the recommended frequency to sanitize and disinfect their tools every
541 time between every customer (32). Further observed occupational safety practices showed that
542 only 29.4% washed their hands before attending to a client. HBV can survive on surfaces for seven
543 days or longer and can infect any susceptible exposed to it during that time (1). This means that
544 the majority of the participants who did not wash their hands could pick up HBV or HCV from a
545 customer unknowingly and possibly transmit the virus to the next.

546 Majority of beauticians and barbers disposed of used blades and other sharps directly into
547 dustbins instead of recommended sharps disposal containers. This practice has continuously
548 been posing a risk to the environment mostly to children and people who search for recycling
549 items at the refuse dumps. It was found that the majority changed the blade or tool used by the
550 previous customer. Due to an increase in awareness of the risk of infections through the
551 operation of beauticians and barbers, many customers demand new razor blades or a change of
552 tool to be used on them. However, there was no observed complaint from any customer about
553 other unsafe practices of beauticians and barbers. Public health activities should also focus on
554 sensitizing customers to demand safety services. The study indicated that almost one-third of the

555 participants (31.5%) demonstrated safe practices for the prevention of HBV and HCV. This finding
556 suggested better practices than barbers of Gondar town in Ethiopia, where 15% were reported
557 to conduct safe practices (34). The increase in practices of participants in this study can partly be
558 attributed to coronavirus disease 2019 (COVID-19) control measures. At the time of the data
559 collection, it was mandatory by all workers as a social responsibility to protect themselves and
560 the well-being of their customers amid the COVID-19 pandemic. It is also possible that
561 participants modified their practices when they became aware that they were being observed
562 during data collection. This suggested that risk assessment audits need to be carried out across
563 beauticians' and barbers' working premises so that further information could be gathered to
564 implement well-tailored interventions to improve their practices.

565 **Key informant interview**

566 Finally, the qualitative data revealed that, unlike high-income countries where beauticians and
567 barbers are regulated through structured training, licensing, and monitoring systems, the
568 Government of Ghana has not given any noticeable attention to the activities of beauticians and
569 barbers except in mobilizing taxes from them. The study found that there is no policy or
570 regulating system to monitor the occupational safety practices employed by beauticians and
571 barbers in the various Districts/Municipal Assemblies. This finding agrees with the report carried
572 out by the Ghana Daily Graphic that no system monitors the operations of beauticians and
573 barbers in Ghana (18). The participants' poor practices can be attributed to a lack of regulatory
574 systems and training on IPC. It is established that the provision of legislation and safety
575 regulations is necessary for beauticians and barbers to comply with safety measures, as they
576 provide guidance and solutions to improve health and safety at work (35).

577

578

579 **Limitations of the study**

580 The participants' perceived risk of COVID-19 among study participants and mandatory preventive
581 measures in place at the time of data collection, such as regular hand washing and use of
582 disinfectants, may have influenced participants' practices. It is also possible that participants
583 modified their practices when they became aware that they were being observed during data
584 collection. The snowballing technique as part of the multistage sampling method used in the
585 recruitment of study participants could lead to selection bias. Notwithstanding, the mixed
586 methods nature of our study concurrently gives a joint interpretation of both quantitative and
587 qualitative data which makes it unique.

588

589 **Conclusion**

590 The study revealed a high level of awareness of HBV and HCV, however, a large proportion of
591 participants had limited knowledge of HBV and HCV. Tertiary level of education and heavy daily
592 workload were predictors of good knowledge level. This study found that the overall safety
593 practices of the participants were very poor and posed a great risk for transmission of HBV and
594 HCV through the use of ineffective disinfectants and improper handling of tools. The poor
595 practices observed can be attributed to the lack of regulatory systems and IPC training for these
596 beauticians and barbers. The Government of Ghana and policy-makers should institute policies
597 and guidelines on the health and safety practices for beauticians and barbers. The Ministry of
598 Health in collaboration with the MLGRD should organize regular obligatory practical training on

599 IPC and workplace inspection for beauticians and barbers. The relevant regulatory agency
600 (Department of Environmental Health) under the MLGRD should be provided with the necessary
601 resources to monitor the activities of beauticians and barbers.

602

603

604

605

Acknowledgements

606 The authors are pleased with The Project for Human Resource Development Scholarship - Japan
607 International Cooperation Agency (JICA); Nagasaki University School of Tropical Medicine and
608 Global Health – Japan; and Volta Regional Health Directorate, Ghana Health Service – Ghana, for
609 their unwavering support throughout this study. We are also grateful to all research assistants,
610 respondents, and volunteers who greatly contributed to this study.

611

612

613

614

615

616

617

618

619

620

621

622

References

- 623 1. World Health Organization. Global hepatitis report 2017. World Health Organization;
624 2017.
- 625 2. Hepatitis Alliance of Ghana. Find the Missing Millions In-Country Programme. World
626 Hepat Alliance. 2018;
- 627 3. Agyeman AA, Ofori-Asenso R, Mprah A, Ashiagbor G. Epidemiology of hepatitis C virus in
628 Ghana: a systematic review and meta-analysis. BMC Infect Dis [Internet]. 2016;16(1):391.
629 Available from: <https://doi.org/10.1186/s12879-016-1708-7>
- 630 4. Ofori-Asenso R, Agyeman AA. Hepatitis B in Ghana: a systematic review & meta-analysis
631 of prevalence studies (1995-2015). BMC Infect Dis [Internet]. 2016;16(1):130. Available
632 from: <https://doi.org/10.1186/s12879-016-1467-5>
- 633 5. Osei E, Lokpo SY, Agboli E. Sero-prevalence of hepatitis B infection among blood donors
634 in a secondary care hospital, Ghana (2014): a retrospective analysis. BMC Res Notes
635 [Internet]. 2017;10(1):391. Available from: <https://doi.org/10.1186/s13104-017-2733-3>
- 636 6. Akumiah PO, Sarfo LA. Knowledge and Practices of Certified Barbers about Hepatitis B
637 AND C Transmission in Kumasi, Ghana. In 2015. Available from:
638 <https://api.semanticscholar.org/CorpusID:73751202>
- 639 7. Biadgelegn F, Belyhun Y, Anagaw B, Woldeyohannes D, Moges F, Bekele A, et al.
640 Potential risk of HIV transmission in barbering practice in Ethiopia: from public health
641 and microbiological perspectives. BMC Public Health [Internet]. 2012;12(1):707. Available
642 from: <https://doi.org/10.1186/1471-2458-12-707>

- 643 8. Arulogun O, Adesoro M. Potential risk of HIV transmission in barbering practice among
644 professional barbers in Ibadan, Nigeria. *Afr Health Sci*. 2009 Jan;9:19–25.
- 645 9. Joel Brice N, Njukeng P, Akwa E, Kengne M, Tamoufe U, Ter G, et al. Seroprevalence and
646 associated risk factors for Hepatitis B virus infection among barbers and their clients in
647 two cities in Cameroon. *South African J Infect Dis*. 2019 Jan;34.
- 648 10. Shahid A, Nasim S, Memon A. Insight and educational intervention concerning hepatitis
649 among roadside barbers and their clients in Karachi, Pakistan. *J Infect Dev Ctries*. 2013
650 Feb 15;7:125–9.
- 651 11. Atallah A, Shalaby S, Kabbash I, Saleet G, Mansour N, Nawawy A. Hepatitis B and C viral
652 infection: Prevalence, knowledge, attitude and practice among barbers and clients in
653 Gharbia governorate, Egypt. *East Mediterr Heal J*. 2010 Mar 1;16.
- 654 12. Mutocheluh M, Kwarteng K. Knowledge and occupational hazards of barbers in the
655 transmission of hepatitis B and C was low in Kumasi, Ghana. *Pan Afr Med J*. 2015 Jul
656 10;20.
- 657 13. Khan F, Shams S, Qureshi ID, Israr M, Khan H, Sarwar MT, et al. Hepatitis B virus infection
658 among different sex and age groups in Pakistani Punjab. *Virol J [Internet]*. 2011;8(1):225.
659 Available from: <https://doi.org/10.1186/1743-422X-8-225>
- 660 14. Mahoney FJ. Update on Diagnosis, Management, and Prevention of Hepatitis B Virus
661 Infection. *Clin Microbiol Rev [Internet]*. 1999;12(2):351–66. Available from:
662 <https://journals.asm.org/doi/abs/10.1128/cmr.12.2.351>
- 663 15. Janjua NZ. Knowledge and Practices of Barbers about Hepatitis B and C Transmission in
664 Rawalpindi and Islamabad. In 2012. Available from:

- 665 <https://api.semanticscholar.org/CorpusID:52000075>
- 666 16. Adoba P, Boadu SK, Agbodzakey H, Somuah D, Ephraim RKD, Odame EA. High prevalence
667 of hepatitis B and poor knowledge on hepatitis B and C viral infections among barbers: a
668 cross-sectional study of the Obuasi municipality, Ghana. *BMC Public Health* [Internet].
669 2015;15(1):1041. Available from: <https://doi.org/10.1186/s12889-015-2389-7>
- 670 17. Tamale School of Hygiene. Management of Environmental Health in Decentralised
671 Government. Vol. 1. Tamale: Ministry of Health, Ghana; 2005.
- 672 18. Ghana Daily Graphic. Operations of barbers, hairdressers must be regulated. *Graph*
673 *Online*. 2013 Nov 4;
- 674 19. Government of Ghana. Ghana National Policy on Viral Hepatitis. 2014.
- 675 20. Ghana Statistical Service. Ghana Statistical Service Report. Accra; 2019.
- 676 21. Ghana Statistical Service. Ghana Multiple Indicator Cluster Survey 2017/18: Survey
677 Findings Report. Ghana Statistical Service; 2018.
- 678 22. Chandi M. Assessment of the Implementation of the Home Visiting Strategy: A Case
679 Study of Maternal and New Born Health Care in the Ga South Municipality of Ghana.
680 *Afribary*. 2021 Apr 16;
- 681 23. Andreassen CS, Pallesen S, Griffiths MD. The relationship between addictive use of social
682 media, narcissism, and self-esteem: Findings from a large national survey. *Addict Behav*.
683 2017 Jan 1;64:287–93.
- 684 24. Jarrad RA, Hammad S. Oncology nurses' compassion fatigue, burn out and compassion
685 satisfaction. *Ann Gen Psychiatry* [Internet]. 2020;19(1):22. Available from:
686 <https://doi.org/10.1186/s12991-020-00272-9>

- 687 25. Aniaku JK, Amedonu EK, Fusheini A. Assessment of knowledge, attitude and vaccination
688 status of hepatitis B among nursing training students in ho, ghana. *Ann Glob Heal*.
689 2019;85(1):1–9.
- 690 26. Mukhtar NA, Kathpalia P, Hilton JF, Lau G, Yu A, Grumbach K, et al. Provider, Patient, and
691 Practice Factors Shape Hepatitis B Prevention and Management by Primary Care
692 Providers. *J Clin Gastroenterol* [Internet]. 2017 [cited 2024 Jun 9];51(7):626–31. Available
693 from:
694 [https://journals.lww.com/jcge/fulltext/2017/08000/provider,_patient,_and_practice_fac](https://journals.lww.com/jcge/fulltext/2017/08000/provider,_patient,_and_practice_factors_shape.11.aspx)
695 [tors_shape.11.aspx](https://journals.lww.com/jcge/fulltext/2017/08000/provider,_patient,_and_practice_factors_shape.11.aspx)
- 696 27. Mahboob K, Ahmad M-D, Manzoor A, Siddique K, Numan M, Rizvi F. Awareness about
697 Infectious Hepatitis among Barbers in Lahore, Pakistan. *Infect Dis J Pakistan*. 2014
698 Jan;23:709–12.
- 699 28. Doyal L. Sex, gender, and health: The need for a new approach. *BMJ*. 2001 Dec
700 1;323:1061–3.
- 701 29. Tozun N, Ozdogan O, Cakaloglu Y, Idilman R, Karasu Z, Akarca U, et al. Seroprevalence of
702 hepatitis B and C virus infections and risk factors in Turkey: A fieldwork TURHEP study.
703 *Clin Microbiol Infect* [Internet]. 2015;21(11):1020–6. Available from:
704 <http://dx.doi.org/10.1016/j.cmi.2015.06.028>
- 705 30. Kose S, Mandıracioğlu A, Oral A, Emek M, Gozaydin A, Kuzucu L, et al. Seroprevalence of
706 hepatitis B and C viruses: Awareness and safe practices of hairdressers in Izmir — A
707 survey. *Int J Occup Med Environ Health*. 2011 Sep 1;24:275–82.
- 708 31. Mele A, Corona R, Tosti ME, Palumbo F, Moiraghi A, Novaco F, et al. Beauty Treatments

709 and Risk of Parenterally Transmitted Hepatitis: Results from the Hepatitis Surveillance
710 System in Italy. *Scand J Infect Dis* [Internet]. 1995 Jan 1;27(5):441–4. Available from:
711 <https://doi.org/10.3109/00365549509047042>

712 32. Rutala WA, Weber DJ. *Guideline for Disinfection and Sterilization in Healthcare Facilities,*
713 2008. 2019.

714 33. Amodio E, Di Benedetto M, Gennaro L, Maida CM, Romano N. Knowledge, attitudes and
715 risk of HIV, HBV and HCV infections in hairdressers of Palermo city (South Italy). *Eur J*
716 *Public Health*. 2009 Nov 1;20:433–7.

717 34. Beyen TK, Tulu KT, Abdo AA, Tulu AS. Barbers’ knowledge and practice about
718 occupational biological hazards was low in Gondar town, North West Ethiopia. *BMC*
719 *Public Health* [Internet]. 2012;12(1):942. Available from: [https://doi.org/10.1186/1471-](https://doi.org/10.1186/1471-2458-12-942)
720 [2458-12-942](https://doi.org/10.1186/1471-2458-12-942)

721 35. Nshunju R. Compliance to Occupational and Public Health Requirements and Associated
722 Factors in Barbershops and Hair Dressing Salons, A Case of kinondoni Municipality, Dar es
723 Salaam, Tanzania. In 2012. Available from:
724 <https://api.semanticscholar.org/CorpusID:68575263>

725
726
727
728
729
730

731

732

Abbreviations

733 DEFF: Design effect

734 EHO: Environmental health officer

735 HBV: Hepatitis B virus

736 HCV: Hepatitis C virus

737 HIV: Human immunodeficiency virus

738 IPC: Infection prevention and control

739 MLGRD: Ministry of Local Government and Rural Development

740

741

Consent For Publication

742

Not applicable

743

744

Availability of data and materials

745 The datasets collected, generated, or analyzed during this study have been attached as

746 supplementary information.

747

748

Competing interests

749

The authors have declared that no competing interests exist.

750

751

Funding

752 This study was supported by The Project for Human Resource Development Scholarship, Japan
753 International Cooperation Agency (JICA), and Nagasaki University School of Tropical Medicine
754 and Global Health, Japan.

755

756 **Authors' contributions**

757 SAG, FKK, AA, and CA designed and conceptualized the study and carried out the data collection.
758 SAG, FKK, and CA performed the data analysis and interpretation. SAG, FKK, and AA drafted the
759 initial manuscript. All authors reviewed and approved the final manuscript.

760

761 **Authors' acronyms**

762 Silas Adjei-Gyamfi (SAG); Felix Kwame Korang (FKK); Abigail Asirifi (AA), and Clotilda Asobuno (CA)

763

764 **Supporting information**

765 Figure 1. Mixed methods study design

766 S1 Supplementary material 1. Quantitative data

767 S2 Supplementary material 2. Qualitative data

768

769

770

771

772

Cross-sectional mixed methods study

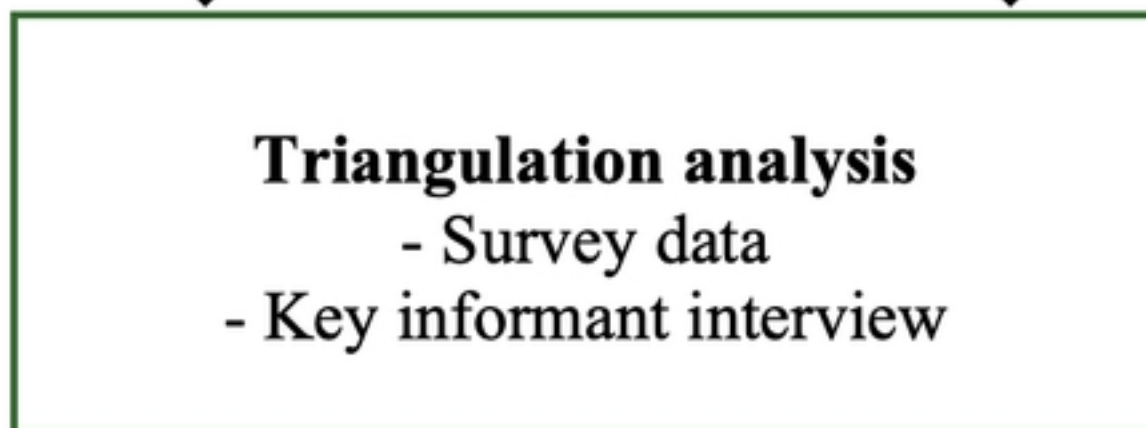
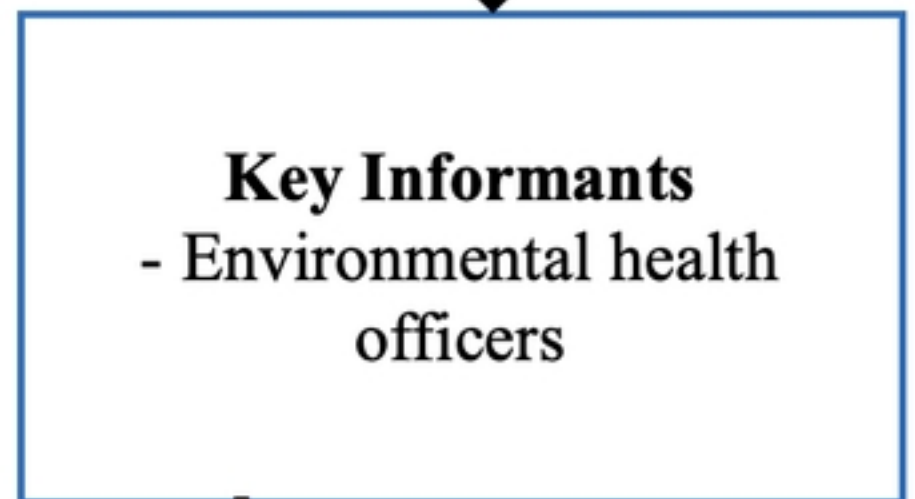
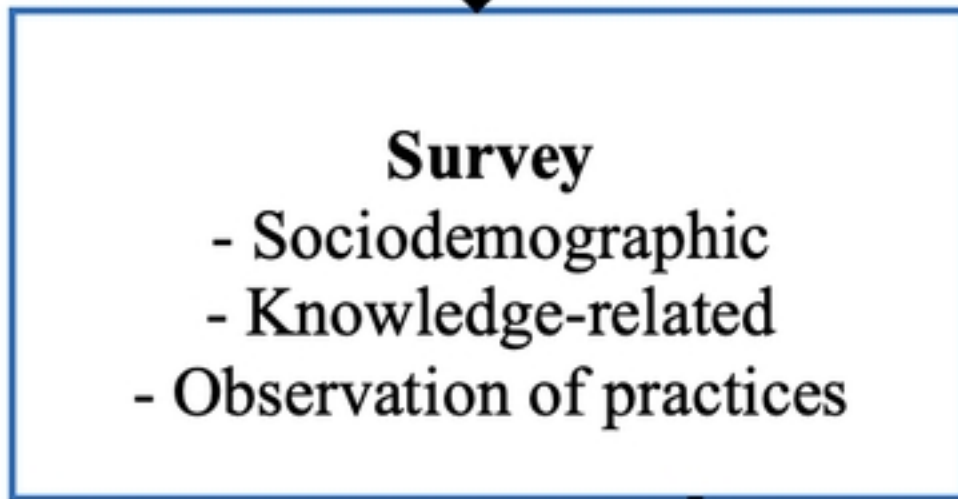
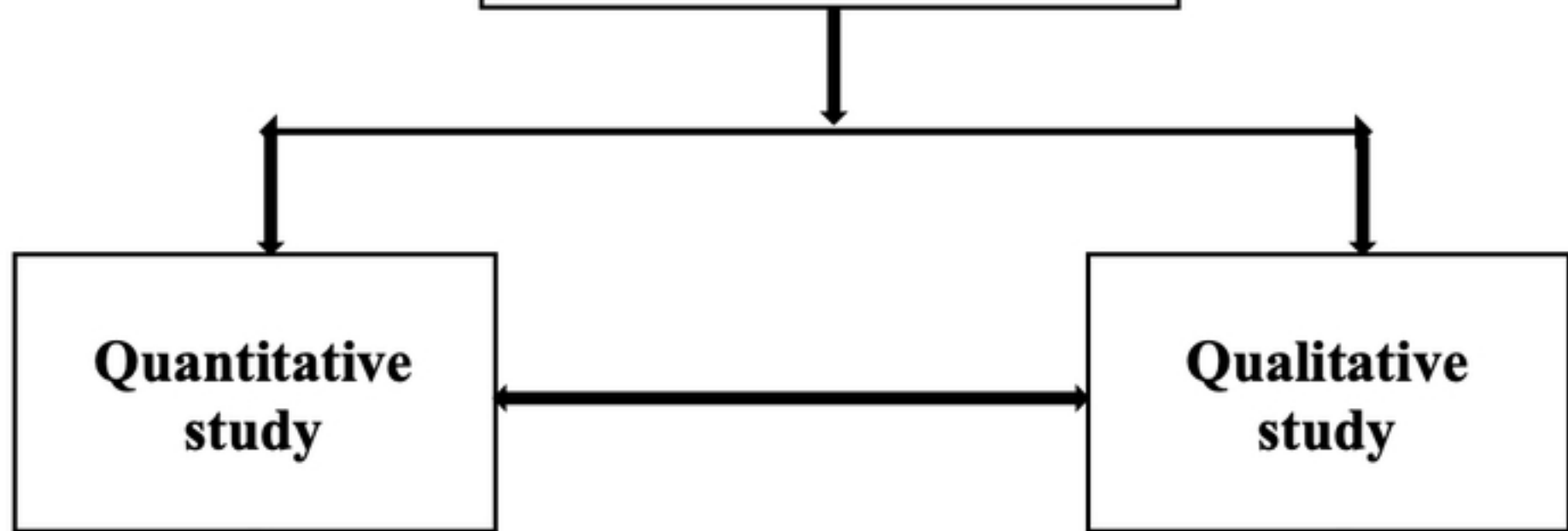


Figure 1