

1 **Original article**

2 **Risk factors in the first 1000 days of life associated with childhood obesity: a**  
3 **systematic review and risk factor quality assessment.**

4 Sophia M Blaauwendraad MD<sup>1,2\*</sup>, Arwen SJ Kamphuis MD<sup>1,2\*</sup>, Francisco Javier Ruiz-Ojeda  
5 PhD<sup>3,4,5,6,7\*</sup>, Marco Brandimonte-Hernández MSc<sup>3</sup>, Eduard Flores-Ventura MSc<sup>8</sup>, Marieke  
6 Abrahamse-Berkeveld PhD<sup>9</sup>, Maria Carmen Collado PhD<sup>8</sup>, Janna A van Diepen PhD<sup>10</sup>, Patricia  
7 Iozzo MD PhD<sup>11</sup>, Karen Knipping MSc<sup>12</sup>, Carolien A van Loo-Bouwman PhD<sup>13</sup>, Ángel Gil  
8 PhD<sup>3,4,5,8#</sup>, Romy Gaillard MD, PhD<sup>1,2#</sup>

9 \*These authors contributed equally

10 #These authors contributed equally

11 <sup>1</sup>The Generation R Study Group Erasmus MC, University Medical Center, Rotterdam, the Netherlands

12 <sup>2</sup>Department of Pediatrics, Erasmus MC, University Medical Center, Rotterdam, the Netherlands

13 <sup>3</sup>Department of Biochemistry and Molecular Biology II, School of Pharmacy, University of Granada, 18071, Granada, Spain

14 <sup>4</sup>Institute of Nutrition and Food Technology "José Mataix", Centre of Biomedical Research, University of Granada, Avda. del Conocimiento s/n. 18016 Armilla, Granada, Spain

15 <sup>5</sup>Instituto de Investigación Biosanitaria IBS.GRANADA, Complejo Hospitalario Universitario de Granada, Granada 18014, Spain

16 <sup>6</sup>Adipocytes and Metabolism Unit. Helmholtz Diabetes Center, Helmholtz Munich, Munich, Germany

17 <sup>7</sup>CIBEROBN (CIBER Physiopathology of Obesity and Nutrition), Instituto de Salud Carlos III, 28029 Madrid, Spain

18 <sup>8</sup>Institute of Agrochemistry and Food Technology-National Research Council (IATA-CSIC), Augustin Escardino 7, 46980, Paterna, Valencia, Spain

19 <sup>9</sup>Danone Nutricia Research, 3584 CT Utrecht, The Netherlands

20 <sup>10</sup>Reckitt Benckiser/Mead Johnson Nutrition, 6545 CJ Nijmegen, The Netherlands

21 <sup>11</sup>Institute of Clinical Physiology, National Research Council (CNR), Via G. Moruzzi 1, 56124, Pisa, Italy

22 <sup>12</sup>Ausnutria B.V., 8025 BM Zwolle, The Netherlands

23 <sup>13</sup>Yili Innovation Center Europe, 6708 WH Wageningen, The Netherlands

24  
25  
26  
27  
28  
29  
30 **Corresponding author:** Romy Gaillard, The Generation R Study Group, Erasmus University

31 Medical Center, PO Box 2040, 3000 CA Rotterdam, the Netherlands. E-mail:

32 [r.gaillard@erasmusmc.nl](mailto:r.gaillard@erasmusmc.nl); [publications@ilsieurope.be](mailto:publications@ilsieurope.be)

**Word count abstract:** 300

**Word count manuscript:** 3503

**Tables:** 1 **Figures:** 4 **Supplemental material:** 1

**Keywords:** Childhood obesity, early life risk factors, preconception, pregnancy, infancy, mothers, fathers

## **Abbreviations**

## **Funding**

This work was conducted by an expert group of the European branch of the International Life Sciences Institute, ILSI Europe. This publication was coordinated by the Early Nutrition and Long-term Health Task Force. Industry members of this task force are listed on the ILSI Europe website at <https://ilsieurope.eu/scientific-activities/nutrition/early-nutrition-and-long-term-health/>. Experts are not paid for the time spent on this work. However, the nonindustry members within the expert group were offered support for travel on costs from the Early Nutrition and Long-term Health Task Force to attend 1 live meeting to discuss the manuscript. The expert group carried out the work, that is collecting/analysing data/information and writing the scientific paper separate to other activities of the task force. The research reported is the result of a scientific evaluation in line with ILSI Europe's framework to provide a precompetitive setting for public-private partnership. ILSI Europe facilitated scientific meetings and coordinated the overall project management and administrative tasks relating to the completion of this work. For further information about ILSI Europe, please email [info@ilsieurope.be](mailto:info@ilsieurope.be) or call +3227710014. The opinions expressed herein and the conclusions of this publication are those of the authors and do not necessarily represent the views of ILSI Europe nor those of its member companies or any regulatory authority.

33 **ABSTRACT**

34 **Background** Adverse early life exposures might negatively affect foetal and infant development,  
35 predisposing children to obesity. We aimed to systematically identify and evaluate risk factors for  
36 childhood obesity in preconception, pregnancy, and infancy, and assess their potential as targets  
37 for future prediction and prevention strategies.

38 **Methods** This systematic review (PROSPERO, CRD42022355152) included longitudinal studies  
39 from selected electronic databases published between inception and August 17<sup>th</sup>, 2022, identifying  
40 maternal, paternal, or infant risk factors from preconception until infancy for childhood obesity  
41 between 2 and 18 years. Screening and data extraction was performed through standardized  
42 extraction forms. We assessed risk factor quality on modifiability and predictive power using a  
43 piloted criteria template from ILSI-Europe-Marker-Validation-Initiative.

44 **Findings** We identified 172 observational and 5 intervention studies involving n=1.879.971  
45 children from 37, predominantly high-income, countries. 59%, 25% and 16% of studies measured  
46 childhood obesity between 2- <6 years, 6-10 years, and >10 -18 years respectively. Average  
47 reported childhood obesity prevalence was 11.1%. Pregnancy and infancy risk factors were mostly  
48 studied. We identified 59 potential risk factors, 24 of which were consistently associated with  
49 childhood obesity risk. Higher maternal prepregnancy weight (n=28/31 positive associations from  
50 31 studies, respectively), higher gestational weight gain (n=18/21), maternal smoking during  
51 pregnancy (n=23/29), higher birth weight (n=20/28), LGA (n=17/18), no breastfeeding (n=20/31),  
52 and higher infant weight gain (n=12/12) were the strongest risk factors, which may aid in  
53 prediction or be targets for prevention. Level of evidence was generally moderate due to unreliable  
54 exposure measurement, short follow-up/loss-to-follow up, and risk of confounding.

55 **Interpretation** We identified 7 early life risk factors, which were strongly associated with a higher  
56 risk of childhood obesity, and can contribute to future prediction and prevention strategies. These  
57 findings support implementation of prevention strategies targeting these early-life risk factors from  
58 a clinical and population perspective, where possible integrated with implementation studies.

59

60 **Funding** This work was conducted by an expert group of the European branch of the International  
61 Life Sciences Institute, ILSI Europe.

62

63

## 64 INTRODUCTION

65 Childhood obesity is a major public health challenge.<sup>1</sup> Childhood obesity rates have rapidly  
66 increased over the past decades and continue to rise worldwide.<sup>2</sup> Childhood obesity is related to  
67 increased risks of non-communicable diseases, including hypertension, diabetes, depression from  
68 childhood onwards and premature mortality in adulthood, leads to a reduced quality of life and  
69 large economic and societal burden.<sup>3-5</sup>

70 Accumulating evidence suggests that high susceptibility to obesity might already originate in  
71 early life.<sup>6,7</sup> The Development Origins of Health and Disease (DOHaD) hypothesis states that in  
72 the early stages of human development, individuals are particularly vulnerable to an adverse  
73 environment.<sup>8,9</sup> During preconception, egg cell maturation and sperm production occur. After  
74 conception, foetal life and early infancy are characterized by rapid cell division, organ  
75 development, and rapid growth. These stages define the blueprint of later health and disease; thus,  
76 adverse exposures during these critical developmental periods might predispose an individual to  
77 an increased risk of obesity in later life. As the prevalence of childhood obesity continues to rise,  
78 systematic identification of early-life risk factors for childhood obesity is urgently needed to enable  
79 development of improved prevention strategies with better early prediction of childhood obesity  
80 risk and potential novel modifiable targets for interventions at an individual and population level.

81 Therefore, we conducted a systematic review to first identify risk factors for childhood obesity  
82 in the preconception period, pregnancy, and infancy, thereby covering the critical first 1000 days  
83 of life. Second, we aimed to assess quality of potential crucial early-life risk factors for prediction  
84 of childhood obesity risk and as potential modifiable targets for future prevention strategies.

## 85 **METHODS**

### 86 **Systematic review protocol development**

87 This study was part of a large collaborative effort to perform a systematic review of risk factors in  
88 the first 1000 days of life for the development of various childhood cardiometabolic disorders. We  
89 developed a systematic review protocol to comprehensively include and evaluate individual  
90 research studies reporting on risk factors and noninvasive biomarkers during preconception,  
91 pregnancy and infancy for the development of various child and adolescent cardiometabolic  
92 disorders. For this study, we aimed to identify longitudinal observational or intervention studies  
93 that focused on association studies or prediction studies for early risk factors for childhood obesity  
94 between 2 and 18 years.

95 Risk factors and noninvasive biomarkers of interest, hereafter also referred to as “risk  
96 factors,” included sociodemographic factors, lifestyle factors, physical factors, environmental  
97 factors, pregnancy-related factors, and noninvasive biomarkers. We were interested in risk factors  
98 in mothers, fathers and offspring obtained during the crucial periods, preconception, pregnancy,  
99 and infancy until 2 years, together covering the first 1000 days of life. The outcome of interest  
100 was self-reported, physician or researcher-diagnosed obesity.

101

### 102 **Data sources, search strategy, and screening criteria**

103 We registered our search strategy and systematic review protocol to PROSPERO  
104 CRD42022355152. We developed search terms for Medline, EMBASE, Web of Science,  
105 SCOPUS and Cochrane CENTRAL (**Text S1**) for eligible citations published in English language  
106 through August 17<sup>th</sup>, 2022. We included prospective and retrospective longitudinal observational  
107 studies identifying factors of incident offspring outcomes of interest. We excluded cross-sectional

108 studies and studies among diseased populations only. We also included interventions prospectively  
109 comparing treatment effects on the outcome. Exclusion criteria comprised studies with outcomes  
110 before the age of 2 years, studies reporting only intermediate phenotypes or continuous traits, or  
111 studies that only assessed endpoints outside of the cardiometabolic outcomes of interest. 2  
112 independent reviewers screened at the title and abstract level. For accepted citations, 2 independent  
113 reviewers screened the full manuscripts. Conflicts at all screening stages were resolved by a third  
114 reviewer. Conflicts that were not resolved by the third reviewer were discussed in the full group.  
115 All screenings were conducted in the Covidence online systematic review tracking platform.

116

### 117 **Data extraction and synthesis of results**

118 We developed and piloted a data extraction template for eligible manuscripts, which included  
119 manuscript information, study level details and design, population enrolment and characteristics,  
120 exposure and outcome ascertainment and diagnosis criteria, and age at offspring outcome  
121 assessment. We classified exposures in 8 broad categories: (i) parental lifestyle factors, (ii) parental  
122 physical factors, (iii) environmental factors, (iv) pregnancy-related factors,(v) birth  
123 anthropometrics,(vi) feeding patterns, (vii) infant anthropometrics, and (viii) cord blood  
124 biomarkers.

125

### 126 **Risk of bias assessment for quality and synthesis**

127 We assessed quality of each study using the Joanna Briggs Institute (JBI) critical appraisal tools  
128 for cohort studies, case-control studies, and randomized controlled trials (RCTs).<sup>10</sup> For cohort and  
129 case-control studies, we assessed quality based on 11 and 9 items, respectively that evaluated  
130 population recruitment, exposure and outcome ascertainment, confounding, statistical

131 methodology and follow-up. For the RCTs, we evaluated 11 items that assessed selection and  
132 allocation, intervention, administration, outcome ascertainment, follow-up, and statistical analysis.  
133 JBI items were categorized as, ‘Yes,’ ‘No,’ ‘Unclear,’ or ‘Not applicable’ following established  
134 guidelines. Any uncertainty in assessment was further discussed by the full research team. Studies  
135 with overall scores of 50% or less on questions answered with ‘Yes’, 50% until 70% questions  
136 answered with ‘Yes’, and 70% or more questions answered with ‘Yes’, were considered low,  
137 moderate and high quality, respectively.

138

### 139 **Quality assessment of risk factors for prediction and prevention**

140 We took forward those risk factors we considered consistently associated with childhood obesity  
141 for quality assessment. We defined a consistently associated risk factor as a risk factor for which  
142 over 50% of studies reported an association in the same direction, in at least 2 studies of moderate  
143 or high quality. We developed and piloted a criteria template for risk factor quality assessment  
144 based on the ILSI Europe Marker Validation Initiative (**Table S1**).<sup>11</sup> Early life risk factors were  
145 scored on their methodological aspects, reflection of the study objective, prediction, and  
146 modifiability. Risk factors were scored by 3 independent reviewers at 4 different levels based on  
147 the criteria: very strong, strong, medium, and low. Conflicts were discussed in the full group until  
148 consensus was reached. Risk factors, which scored strong or very strong on prediction (65% of  
149 studies reported an association in the same direction in at least five moderate or high quality  
150 studies; >80% of studies reported an association in the same direction in at least five moderate or  
151 high quality studies, respectively) and strong or very strong on modifiability were considered to  
152 be most the most useful risk factors for prediction and prevention strategies. Modifiability was  
153 based on two components: theoretically modifiable and findings from intervention studies. If a risk



154 factor scored strong or very strong on theoretically modifiable (risk factor is modifiable on  
155 individual level and implementation of modifications in daily life is complicated or easy,  
156 respectively) and low on intervention studies (No intervention studies have been conducted, or no  
157 potential effect of modification has been found), it was considered strong. Very strong on  
158 modifiability was considered if a risk factor scored strong or very strong on theoretically  
159 modifiable scored and at least medium on intervention studies (There is some evidence of potential  
160 effect of intervention on the outcome, but literature is controversial, or higher respectively).

## 161 **RESULTS**

### 162 **Study selection and participant characteristics**

163 **Figure 1** shows 35584 publications were identified for screening through searches of selected  
164 electronic databases. After removing 17974 duplicates, 17610 publications were subjected to title  
165 and abstract screening by 2 independent reviewers. 16059 publications were found to be irrelevant,  
166 and 1551 publications underwent full text screening. 177 studies met the inclusion criteria and  
167 were included in this review.

168         165 were observational studies, 7 were case-control studies and 5 were intervention studies  
169 (**Table 1**). Studies were performed between 1970 and 2022. Sample sizes varied from 50 to 155411  
170 participants, leading to 1879971 children included in the final study sample. 59% of studies  
171 measured childhood obesity between 2 to 6 years, 25% between 6 to 10 years, and 16% between  
172 10 and 18 years. **Figure 2A** shows that studies included data from 37 different countries,  
173 predominantly high-income countries. The average reported prevalence of obesity was 11.1%,  
174 which ranged from 0.9% in Peru to 19.6% in Finland (**Figure 2B**).

175

### 176 **Risk factors for childhood obesity in preconception**

177 We identified 34 observational studies and no RCTs that assessed 6 risk factors associated with  
178 childhood obesity in the preconception period ((**Figure 3A<sub>1</sub>&3B<sub>1</sub>**, **Table S2**). Maternal physical  
179 factors were most frequently studied. 19 observational studies reported that higher maternal  
180 preconception weight was associated with an increased risk of childhood obesity, whereas 3  
181 observational studies<sup>11-13</sup> found no association. Samples sizes varied from 205 to 5156. All  
182 identified studies showed that maternal prepregnancy overweight or obesity was associated with a  
183 higher risk of childhood obesity. Only 1 study<sup>14</sup> reported paternal overweight or obesity as risk

184 factor for childhood obesity. 4 observational studies<sup>15-18</sup> focused on the associations of maternal  
185 lifestyle factors during preconception with childhood obesity risk. 2 observational studies<sup>15,16</sup>  
186 showed that maternal smoking in the preconception period was associated with an increased risk  
187 of childhood obesity, whereas no associations with the risk of childhood obesity were reported for  
188 maternal preconception diet<sup>15,17</sup> or physical activity<sup>15,18</sup>.

189

### 190 **Risk factors for childhood obesity during pregnancy**

191 We identified 135 observational studies and 2 RCTs that assessed 46 different risk factors during  
192 pregnancy (**Figure 3A<sub>2</sub>&3B<sub>2</sub>, Table S2**). Most frequently studied characteristics were birth  
193 characteristics and parental lifestyle factors. Most risk factors were assessed in mother and child.  
194 Only 4 studies reported paternal data<sup>13,19-21</sup>.

195 The most commonly reported risk factor was birthweight, assessed continuously, with  
196 20<sup>12,14,19,22-38</sup> of 28 observational studies reporting that a higher birthweight was associated with a  
197 higher risk for childhood obesity, and 17<sup>20,39-54</sup> of 18 observational studies identifying large for  
198 gestational age (LGA) as a risk factor for childhood obesity. For small for gestational age (SGA)  
199 at birth, findings were less consistent. 4 observational studies<sup>31,55-57</sup> identified SGA as a risk for  
200 childhood obesity, however, eight observational studies<sup>11,39,49,52,53,58-60</sup> reported that SGA was  
201 associated with a lower risk of childhood obesity. Most observational studies assessing gestational  
202 age<sup>12,29,61-63</sup> at birth and or pre- and late-term birth<sup>26,64-66</sup> reported no evidence for higher risk for  
203 childhood obesity. 29 observational studies focused on parental physical factors. The majority  
204 investigated the association of (excessive) maternal gestational weight gain with childhood  
205 obesity, 14<sup>26,37,51,60,61,66-74</sup> of 16 observational studies reported an increased risk of childhood  
206 obesity associated with higher gestational weight gain.

207 Most studies on pregnancy complications have focused on mode of delivery and gestational  
208 diabetes. Within 14<sup>51,52,61,75-85</sup> out of 22 studied populations, caesarean section (CS) was identified  
209 as a risk factor for increased childhood obesity. 7 observational studies<sup>11,38,66,77,86-88</sup> and 1 RCT<sup>89</sup>  
210 reported no association between CS and childhood obesity. Gestational diabetes was identified as  
211 risk factor for childhood obesity in 12 out of 21 observational studies<sup>49,61,78,90-98</sup> .  
212 25<sup>11,14,16,26,29,32,36,51,52,66,78,99-112</sup> out of 31 observational studies showed that maternal smoking  
213 during pregnancy was associated with a higher risk for childhood obesity. 10 observational  
214 studies<sup>23,107,108,111,113-118</sup> and 1 RCT<sup>119</sup> on maternal diet during pregnancy reached no consensus on  
215 the association with childhood obesity, partly because of the diversity of diets investigated. No  
216 consistent evidence was found for maternal age, socioeconomic status, ethnicity, parity,  
217 employment, relationship status, maternal or paternal education, and paternal age as risk factors  
218 for childhood obesity. Lower household income<sup>13,52,120</sup> was reported within 3 out of 4 studies as  
219 risk factor for obesity in childhood.

220 Only 3 publications<sup>114,121,122</sup> explored different cord blood biomarkers in relation to  
221 childhood obesity. Risk factors were fatty acids<sup>114</sup>, leptin and adiponectin<sup>121</sup> and differences in  
222 metabolomics<sup>122</sup>, and no consensus on associations with childhood obesity was reached.

223

### 224 **Risk factors for childhood obesity during infancy**

225 We identified 76 observational studies and 3 RCTs that assessed 7 different exposures during  
226 infancy (**Figure 3A<sub>3</sub>&3B<sub>3</sub>**). The most frequently studied characteristic was feeding pattern. All  
227 risk factors were assessed in the child. 20<sup>11,32,36,39,54,60,66,70,78,123-133</sup> out of 30 observational studies  
228 on breastfeeding reported that a breastfed child had lower risks of obesity as compared to a non-  
229 breastfed child. Furthermore, 15 observational studies<sup>13,26,63,99,102,124,131,134-141</sup> reported that longer

230 breastfeeding duration was associated with less childhood obesity, however 2 RCTs<sup>142,143</sup> and 13  
231 observational studies<sup>12,23,33,62,104,129,132,144-149</sup> did not report an effect of the duration of  
232 breastfeeding on childhood obesity. All 16 observational studies<sup>12,29,45,51,52,58-60,65,150-156</sup> focusing  
233 on body mass index (BMI) or weight gain during infancy reported that higher BMI or weight gain  
234 was associated with a higher risk of childhood obesity.

235

### 236 **Risk of bias assessment for quality and synthesis**

237 Level of evidence was generally scored as moderate quality, mainly due suboptimal assessment of  
238 the exposure or outcome, inadequate blinding of participants and researchers in RCTs, high risk  
239 of residual confounding, short duration of follow-up, and high loss-to-follow up (**Figure 4**). 6%  
240 of included studies was of low quality, consisting of 1 RCT and 10 cohort studies. **Supplemental**  
241 **figures 1A-C-- 3A-D** show the detailed bias assessments for all included studies based on the JBI  
242 checklist.

243

### 244 **Quality assessment of risk factors for prediction and prevention**

245 In total, we identified 24 risk factors consistently associated with childhood obesity, which  
246 included: maternal prepregnancy/pregnancy weight/overweight/obesity (hereafter maternal  
247 prepregnancy and pregnancy weight status), prepregnancy/pregnancy smoking, caesarean section,  
248 gestational diabetes, antibiotic use, education, household income, sleep duration, gestational  
249 weight gain/excessive gestational weight gain (hereafter maternal gestational weight gain),  
250 environmental chemical exposure, paternal prepregnancy/pregnancy weight/overweight/obesity,  
251 continuous foetal growth, birthweight/high birthweight/LGA, breastfeeding/duration of  
252 breastfeeding, milk formula content, infant BMI/weight/and BMI/weight gain.

253           We evaluated these risk factors for their potential for prediction and prevention strategies  
254   **(Figure S4)**. In preconception, only maternal weight status scored very strong on its predictability  
255   and strong on modifiability. In pregnancy, maternal smoking, weight status, gestational weight  
256   gain, and birthweight/LGA scored strong or higher on prediction and modifiability. In infancy,  
257   only breastfeeding and infant BMI/weight change scored strong or very strong for their potential  
258   as predictor and to be modifiable on individual level.

259 **DISCUSSION**

260 In this systematic review, we identified 172 observational and 5 intervention studies from 37  
261 countries that studied risk factors for childhood obesity in the first 1000 days of life. Most studies  
262 were performed in high-income countries and focused on identification of risk factors in  
263 pregnancy. 24 risk factors were consistently associated with the risk of childhood obesity. Higher  
264 maternal prepregnancy weight, higher gestational weight gain, maternal smoking during  
265 pregnancy, higher birthweight, LGA, no breastfeeding, and higher infant weight gain were the  
266 strongest risk factors for childhood obesity and need to be considered in future prediction or  
267 prevention strategies. Overall level of evidence was generally moderate due to unreliable  
268 measurements of exposures, short follow-up duration and loss to follow-up, and risk of residual  
269 confounding.

270 This current review provides the most comprehensive, systematic, up-to-date information  
271 on family-based risk factors for childhood obesity from preconception until infancy, thereby  
272 covering the full first 1000 days of life.<sup>157</sup> Due to the large heterogeneity between studies, we  
273 could not perform meta-analyses. Despite increasing awareness on the importance of the  
274 preconception period for offspring health, only a remarkable low number of studies focused on  
275 risk factors in this potential critical period. Maternal prepregnancy weight status was consistently  
276 associated with childhood obesity, but no consistent effects were found for other maternal lifestyle  
277 factors. The transgenerational effects of increased maternal prepregnancy weight on childhood  
278 obesity risk poses a major public health concern, as obesity often progresses into adulthood,  
279 subsequently causing increased risks for the next generation.<sup>2</sup> Only 1 publication focused on  
280 paternal factors and reported that higher paternal prepregnancy BMI was associated with a higher  
281 childhood obesity risk. Adverse paternal sociodemographic and lifestyle factors have already been

282 shown to be associated with adverse pregnancy outcomes.<sup>158</sup> Animal studies have shown that these  
283 paternal factors also increase the risk of childhood obesity, with the strongest effects for paternal  
284 obesity, but also for paternal hyperglycaemia and paternal smoking.<sup>159</sup>

285 As expected, pregnancy was the most studied period for risk factors for childhood obesity.  
286 Most studies focused on maternal and foetal risk factors. Suboptimal maternal gestational weight  
287 status and gestational weight gain were consistently associated with the risk of childhood obesity.  
288 Gestational diabetes and gestational hypertensive disorders tended to be associated with a higher  
289 risk of childhood obesity, but this was not consistent in moderate to high quality studies. Indeed,  
290 a previous individual-participant-data meta-analysis among 160757 mother-offspring pairs from  
291 European and North-American birth cohorts, also reported that no effect of gestational diabetes or  
292 gestational hypertensive disorders was present on childhood obesity after adjustment for maternal  
293 prepregnancy BMI.<sup>160</sup> A higher birthweight and LGA were strong risk factors for childhood  
294 obesity, whereas associations for SGA and preterm birth were inconclusive. Children born SGA  
295 may be constitutionally small or have suffered from intra-uterine foetal growth restriction.  
296 Differences in this pathophysiology may partly explain these inconsistent findings.<sup>161</sup> A lower  
297 household income and lower maternal and paternal education level tended to be associated with a  
298 higher risk of childhood obesity, but only inconsistent in less than 5 studies of at least moderate  
299 quality. As these findings are less consistent, generalizability is more difficult. Possibly, these  
300 effects are more country-specific and influenced by community and social support practices per  
301 region. Several moderate and high quality studies reported an association between CS and a higher  
302 risk for childhood obesity. All were observational studies, and the only included RCT did not  
303 support that association, suggesting that residual confounding may play a role in these observed  
304 associations. Maternal antibiotics during pregnancy was associated with childhood obesity in 50%



305 of studies, but the number of studies was low, and associations were only found in females<sup>162</sup>, or  
306 not in all investigated age groups<sup>163,164</sup>, so no generalized conclusion can be drawn. No consistent  
307 associations were present for maternal or paternal age, ethnicity or parity.

308 In infancy, infant weight gain and feeding patterns were mostly studied with regards to the  
309 development of childhood obesity. Strongest associations were present for higher infant weight or  
310 BMI gain with higher risks of obesity. The infant period reflects the greatest proportional weight  
311 gain in postnatal life and might be a critical period for development of energy balance mechanisms.  
312 Early exposure to excess and dysfunctional fat mass might trigger the development of metabolic  
313 changes in childhood.<sup>165</sup> Additionally, early weight gain may reflect the beginning influence of a  
314 genetic predisposition to overweight.<sup>166</sup> Being breast-fed and a longer duration of breastfeeding  
315 were associated with lower risks of childhood obesity within the majority of reported observational  
316 studies. The only two intervention studies<sup>142,143</sup>, did not identify a significant association between  
317 the duration of breastfeeding and childhood obesity. Causality between the protective role of  
318 breastfeeding on development of childhood obesity can therefore not be properly determined based  
319 on these findings. It is remarkable that we identified no studies on the role of different components  
320 of breastmilk and only 3 studies on differences in infant formula composition.<sup>125,137,167</sup>

321 Our findings are important from an etiological perspective and provide novel insights to  
322 improve prediction and prevention strategies from the start of life onwards. Improved risk selection  
323 from early-life onwards is crucial to enable more targeted delivery of prevention strategies.  
324 Prevention strategies focused on improving these identified early-life risk factors from a clinical  
325 and population perspective is needed targeting those families at higher risk of offspring obesity,  
326 preferable integrated with implementation studies to evaluate risk selection, intervention effects

327 and optimize delivery methods. The first 1000 days of life offer an are unique opportunity for  
328 prevention, because of parental motivation and contact with the health care system.<sup>168,169</sup>

329 Our systematic review also identified major areas for further research. First, studies were  
330 conducted in mainly high-income, countries. To increase global generalizability, more studies  
331 should be performed in low- and middle income countries, in which the rise of childhood obesity  
332 is most rapidly increasing and prevalence of identified risk factors may vary as compared to higher  
333 income countries.<sup>2</sup> Second, we only identified few studies in preconception and infancy, whereas  
334 both periods are increasingly recognized as critical periods for childhood obesity development.<sup>170</sup>

335 Additionally, limited number of studies focused on paternal factors, environmental factors,  
336 metabolomics, and genetic factors. Evidence is increasing on the role of environmental exposures  
337 in human health, and investigation of their role in development of childhood obesity is warranted,  
338 as they are ubiquitous and represent an opportunity for governmental and political intervention.  
339 The field of omics is expanding rapidly, and further insight in the value of metabolomics and  
340 genomics for prediction of childhood obesity is of interest. Third, our findings are mainly based  
341 on observational studies, and causality cannot be established from observational evidence.<sup>171</sup>

342 Quality assessment showed many studies were at risk of residual confounding. We identified only  
343 5 intervention studies, which included childhood obesity as outcome. 1 RCT investigated the role  
344 of maternal low glycaemic index diet during pregnancy<sup>119</sup>, 2 RCT's investigated the duration of  
345 breastfeeding<sup>142,143</sup> and 1 RCT investigated the difference between infant formula with high  
346 protein and low protein<sup>167</sup>. Especially in pregnancy, maternal lifestyle interventions have been  
347 conducted in RCTs, but these studies often did not include childhood obesity as a primary or  
348 secondary outcome and suffered from high attrition. Our systematic review underlines the urgent  
349 importance of well-designed intervention studies targeting parental lifestyle from preconception

350 onwards with longer follow-up of the offspring and inclusion of clinical cardiometabolic  
351 outcomes.

352

### 353 **CONCLUSION**

354 We showed that 24 risk factors in early life are consistently associated with a higher risk of  
355 childhood obesity. Higher maternal prepregnancy weight and gestational weight gain, maternal  
356 smoking during pregnancy, higher birthweight and large-size-for-gestational-age-at-birth, no  
357 breastfeeding, and higher infant weight gain are most strongly related to childhood obesity risk.  
358 These findings are relevant for early life risk prediction and insight into the strongest potential  
359 modifiable factors from a clinical, governmental, and industrial perspective.

360

### 361 **ACKNOWLEDGEMENTS**

362 RG received funding from the Netherlands Organization for Health Research and Development  
363 (ZonMW, grant number 543003109) and funding from the European Union's Horizon 2020  
364 research and innovation program under the ERA-NET Cofund action (No. 727565), European  
365 Joint Programming Initiative "A Healthy Diet for a Healthy Life" (JPI HDHL), EndObesity,  
366 ZonMW Netherlands (No. 529051026). SMB was supported by the KNAW Ter Meulen  
367 Grant/KNAW Medical Science Fund, Royal Netherlands Academy of Arts & Sciences, and by  
368 ILSI Europe. ASJK was supported by ISLI Europe. MCC acknowledges the support by the  
369 Spanish Ministry of Science and Innovation (MCIN) research grant (ref. PID2022-139475OB-I00)  
370 and the award from MCIN/AEI to the Institute of Agrochemistry and Food Technology (IATA-  
371 CSIC) as Centre of Excellence Severo Ochoa (CEX2021-001189-S MCIN/AEI /10.13039/  
372 501100011033). EFV was supported by a Predoctoral grant awarded by the Spanish Ministry of

373 Science and Innovation and the European Social Fund Plus (ESF+) for the training of doctors  
374 within the framework of the State Plan for Scientific, Technical and Innovation Research 2021 -  
375 2023. (ref. CEX2021-001189-S-20-1). FJRO was supported by the Spanish Government (Juan de  
376 la Cierva programm, Ministry of Science and Innovation). This Project was executed in  
377 collaboration with Early Nutrition and Long-term Health Task Force of the European Branch of  
378 the International Life Sciences Institute (ILSI Europe). Industry members of this task force are  
379 listed on the website [www.ilsieurope.eu](http://www.ilsieurope.eu). For more information, please contact ILSI Europe by email  
380 [info@ilsieurope.be](mailto:info@ilsieurope.be) or call +32 2 771.00.14. The opinions expressed herein, and the conclusion of  
381 the project are those of the authors and do not necessarily represent the view of ILSI Europe nor  
382 those of its member companies.

383

#### 384 **AUTHOR CONTRIBUTIONS**

385 **SMB:** Drafted the initial version of the manuscript, completed the review, extraction, and quality  
386 assessment of papers.

387 **ASJK:** Drafted the initial version of the manuscript, completed the review, extraction, and quality  
388 assessment of papers.

389 **FJRO:** Completed the review, extraction, and quality assessment of papers, provided critical  
390 intellectual feedback.

391 **MBH:** provided extraction of the data and provided critical intellectual feedback and completed  
392 quality assessment of papers.

393 **EFV:** provided extraction of the data and provided critical intellectual feedback.

394 **MAB:** provided extraction of the data and provided critical intellectual feedback.

395 **MCC:** provided extraction of the data and provided critical intellectual feedback.

396 JvD: Set up the initial aim of the study and study protocol, provided extraction of the data and  
397 provided critical intellectual feedback.

398 PI: provided extraction of the data and provided critical intellectual feedback.

399 KK: provided extraction of the data and provided critical intellectual feedback.

400 CAvLB: provided extraction of the data and provided critical intellectual feedback.

401 AG: Completed the review, extraction, and quality assessment of papers and provided critical  
402 intellectual feedback.

403 RG: Set up the initial aim of the study and study protocol, completed the review, extraction, and  
404 quality assessment of papers, drafted the initial version of the manuscript.

405 All authors approved the final version for publication.

406

#### 407 **COMPETING INTERESTS STATEMENT**

408 All authors declare no competing interests.

## REFERENCES

1. Di Cesare M, Sorić M, Bovet P, et al. The epidemiological burden of obesity in childhood: a worldwide epidemic requiring urgent action. *BMC Med* 2019; **17**(1): 212.
2. Lobstein T, Jaynaide P, Gray M, Jackson-Leach R, Brindsen H. World Obesity Atlas 2023, World Obesity Federation. United Kingdom. 2023. (accessed 08 Dec 2023).
3. Franks PW, Hanson RL, Knowler WC, Sievers ML, Bennett PH, Looker HC. Childhood Obesity, Other Cardiovascular Risk Factors, and Premature Death. *New England Journal of Medicine* 2010; **362**(6): 485-93.
4. Freedman DS, Mei Z, Srinivasan SR, Berenson GS, Dietz WH. Cardiovascular risk factors and excess adiposity among overweight children and adolescents: the Bogalusa Heart Study. *J Pediatr* 2007; **150**(1): 12-7 e2.
5. Singh AS, Mulder C, Twisk JW, van Mechelen W, Chinapaw MJ. Tracking of childhood overweight into adulthood: a systematic review of the literature. *Obes Rev* 2008; **9**(5): 474-88.
6. Barker DJ, Godfrey KM, Osmond C, Bull A. The relation of fetal length, ponderal index and head circumference to blood pressure and the risk of hypertension in adult life. *Paediatr Perinat Epidemiol* 1992; **6**(1): 35-44.
7. Barker DJ, Osmond C, Forsén TJ, Kajantie E, Eriksson JG. Trajectories of growth among children who have coronary events as adults. *N Engl J Med* 2005; **353**(17): 1802-9.
8. Hoffman DJ, Reynolds RM, Hardy DB. Developmental origins of health and disease: current knowledge and potential mechanisms. *Nutrition Reviews* 2017; **75**(12): 951-70.
9. Steegers EAP, Fauser BCJM, Hilders CGJM, et al. Textbook of Obstetrics and Gynaecology: A Life Course Approach. Houten: Bohn Stafleu van Loghum; 2019.
10. Barker DJP, Osmond C, Forsén TJ, Kajantie E, Eriksson JG. Trajectories of Growth among Children Who Have Coronary Events as Adults. *New England Journal of Medicine* 2005; **353**(17): 1802-9.
11. Huang DY, Lanza HI, Anglin MD. Trajectory of Adolescent Obesity: Exploring the Impact of Prenatal to Childhood Experiences. *J Child Fam Stud* 2014; **23**(6): 1090-101.
12. Ventura AK, Li R, Xu X. Associations between Bottle-Feeding during Infancy and Obesity at Age 6 Years Are Mediated by Greater Infancy Weight Gain. *Child Obes* 2020; **16**(5): 316-26.
13. Wojcicki JM, Young MB, Perham-Hester KA, de Schweinitz P, Gessner BD. Risk factors for obesity at age 3 in Alaskan children, including the role of beverage consumption: results from Alaska PRAMS 2005-2006 and its three-year follow-up survey, CUBS, 2008-2009. *PLoS One* 2015; **10**(3): e0118711.
14. Reilly JJ, Armstrong J, Dorosty AR, et al. Early life risk factors for obesity in childhood: cohort study. *Bmj* 2005; **330**(7504): 1357.
15. Dhana K, Zong G, Yuan C, et al. Lifestyle of women before pregnancy and the risk of offspring obesity during childhood through early adulthood. *Int J Obes (Lond)* 2018; **42**(7): 1275-84.
16. Sharma AJ, Cogswell ME, Li R. Dose-response associations between maternal smoking during pregnancy and subsequent childhood obesity: effect modification by maternal race/ethnicity in a low-income US cohort. *Am J Epidemiol* 2008; **168**(9): 995-1007.
17. Gete DG, Waller M, Mishra GD. Pre-Pregnancy Diet Quality Is Associated with Lowering the Risk of Offspring Obesity and Underweight: Finding from a Prospective Cohort Study. *Nutrients* 2021; **13**(4).
18. Noda M, Yoshida S, Kawakami C, et al. Association of prepregnancy physical activity with obesity in offspring: The Japan Environment and Children's Study. *Obesity (Silver Spring)* 2022; **30**(9): 1851-62.
19. Fisch RO, Bilek MK, Ulstrom R. Obesity and leanness at birth and their relationship to body habitus in later childhood. *Pediatrics* 1975; **56**(4): 521-8.
20. Huus K, Ludvigsson JF, Enskär K, Ludvigsson J. Risk factors in childhood obesity-findings from the All Babies In Southeast Sweden (ABIS) cohort. *Acta Paediatr* 2007; **96**(9): 1321-5.
21. Horiuchi S, Shinohara R, Otawa S, et al. Influence of Maternal Active and Secondhand Smoking during Pregnancy on Childhood Obesity at 3 Years of Age: A Nested Case-Control Study from the Japan Environment and Children's Study (JECS). *Int J Environ Res Public Health* 2021; **18**(23).
22. Brophy S, Cooksey R, Gravenor MB, et al. Risk factors for childhood obesity at age 5: analysis of the millennium cohort study. *BMC Public Health* 2009; **9**: 467.
23. Fernández-Barrés S, Romaguera D, Valvi D, et al. Mediterranean dietary pattern in pregnant women and offspring risk of overweight and abdominal obesity in early childhood: the INMA birth cohort study. *Pediatr Obes* 2016; **11**(6): 491-9.
24. Gillman MW, Rifas-Shiman S, Berkey CS, Field AE, Colditz GA. Maternal gestational diabetes, birth weight, and adolescent obesity. *Pediatrics* 2003; **111**(3): e221-6.

25. Kjaer TW, Faurholt-Jepsen D, Medrano R, et al. Higher Birthweight and Maternal Pre-pregnancy BMI Persist with Obesity Association at Age 9 in High Risk Latino Children. *J Immigr Minor Health* 2019; **21**(1): 89-97.
26. Layte R, Bennett A, McCrory C, Kearney J. Social class variation in the predictors of rapid growth in infancy and obesity at age 3 years. *Int J Obes (Lond)* 2014; **38**(1): 82-90.
27. Mardones F, Arnaiz P, Pacheco P, et al. Associations of prenatal growth with metabolic syndrome, insulin resistance, and nutritional status in Chilean children. *Biomed Res Int* 2014; **2014**: 472017.
28. Mardones F, Villarroel L, Karzulovic L, et al. Association of perinatal factors and obesity in 6- to 8-year-old Chilean children. *Int J Epidemiol* 2008; **37**(4): 902-10.
29. O'Connor TG, Williams J, Blair C, Gatzke-Kopp LM, Francis L, Willoughby MT. Predictors of Developmental Patterns of Obesity in Young Children. *Front Pediatr* 2020; **8**: 109.
30. Parker M, Rifas-Shiman SL, Oken E, Belfort MB, Jaddoe VW, Gillman MW. Second trimester estimated fetal weight and fetal weight gain predict childhood obesity. *J Pediatr* 2012; **161**(5): 864-70.
31. Shankaran S, Bann CM, Bauer CR, et al. Prenatal cocaine exposure and BMI and blood pressure at 9 years of age. *J Hypertens* 2010; **28**(6): 1166-75.
32. Shi Y, De Groh M, Morrison H. Perinatal and early childhood factors for overweight and obesity in young Canadian children. *Can J Public Health* 2013; **104**(1): e69-74.
33. Škledar MT, Milošević M. Breastfeeding and time of complementary food introduction as predictors of obesity in children. *Cent Eur J Public Health* 2015; **23**(1): 26-31.
34. Turner S, Dick S, Foteva V, Chapman A, Aucott L. Antenatal Fetal Size and Obesity in Five-Year-Old Children in a Large Cohort Created by Data Linkage. *Child Obes* 2021; **17**(4): 272-80.
35. Vehapoglu A, Goknar N, Turel O, Torun E, Ozgurhan G. Risk factors for childhood obesity: Do the birth weight, type of delivery, and mother's overweight have an implication on current weight status? *World J Pediatr* 2017; **13**(5): 457-64.
36. von Kries R, Toschke AM, Koletzko B, Slikker W, Jr. Maternal smoking during pregnancy and childhood obesity. *Am J Epidemiol* 2002; **156**(10): 954-61.
37. Wang Q, Yang M, Deng X, et al. Explorations on risk profiles for overweight and obesity in 9501 preschool-aged children. *Obes Res Clin Pract* 2022; **16**(2): 106-14.
38. Zhou L, He G, Zhang J, Xie R, Walker M, Wen SW. Risk factors of obesity in preschool children in an urban area in China. *Eur J Pediatr* 2011; **170**(11): 1401-6.
39. Chiasson MA, Scheinmann R, Hartel D, et al. Predictors of Obesity in a Cohort of Children Enrolled in WIC as Infants and Retained to 3 Years of Age. *J Community Health* 2016; **41**(1): 127-33.
40. Sousa MA, Guimarães IC, Daltro C, Guimarães AC. Association between birth weight and cardiovascular risk factors in adolescents. *Arq Bras Cardiol* 2013; **101**(1): 9-17.
41. Gu S, An X, Fang L, et al. Risk factors and long-term health consequences of macrosomia: a prospective study in Jiangsu Province, China. *J Biomed Res* 2012; **26**(4): 235-40.
42. He Q, Ding ZY, Fong DY, Karlberg J. Risk factors of obesity in preschool children in China: a population-based case--control study. *Int J Obes Relat Metab Disord* 2000; **24**(11): 1528-36.
43. Janjua NZ, Mahmood B, Islam MA, Goldenberg RL. Maternal and Early Childhood Risk Factors for Overweight and Obesity among Low-Income Predominantly Black Children at Age Five Years: A Prospective Cohort Study. *J Obes* 2012; **2012**: 457173.
44. Kapral N, Miller SE, Scharf RJ, Gurka MJ, DeBoer MD. Associations between birthweight and overweight and obesity in school-age children. *Pediatr Obes* 2018; **13**(6): 333-41.
45. Kato R, Kubota M, Yasui Y, Hayashi Y, Higashiyama Y, Nagai A. Retrospective tracking of young obese children back to birth in Japan: special attention to the relationship with parental obesity. *Asia Pac J Clin Nutr* 2014; **23**(4): 641-50.
46. Lawrence E, Mollborn S, Riosmena F. Early Childhood Disadvantage for Sons of Mexican Immigrants: Body Mass Index Across Ages 2-5. *Am J Health Promot* 2016; **30**(7): 545-53.
47. Loaiza S, Coustasse A, Urrutia-Rojas X, Atalah E. Birth weight and obesity risk at first grade in a cohort of Chilean children. *Nutr Hosp* 2011; **26**(1): 214-9.
48. Mehta SH, Kruger M, Sokol RJ. Is maternal diabetes a risk factor for childhood obesity? *J Matern Fetal Neonatal Med* 2012; **25**(1): 41-4.
49. Ouyang F, Parker MG, Luo ZC, et al. Maternal BMI, gestational diabetes, and weight gain in relation to childhood obesity: The mediation effect of placental weight. *Obesity (Silver Spring)* 2016; **24**(4): 938-46.
50. Pan XF, Tang L, Lee AH, et al. Association between fetal macrosomia and risk of obesity in children under 3 years in Western China: a cohort study. *World J Pediatr* 2019; **15**(2): 153-60.

51. Rooney BL, Mathiason MA, Schauburger CW. Predictors of obesity in childhood, adolescence, and adulthood in a birth cohort. *Matern Child Health J* 2011; **15**(8): 1166-75.
52. Rotevatn TA, Mortensen RN, Ullits LR, et al. Early-life childhood obesity risk prediction: A Danish register-based cohort study exploring the predictive value of infancy weight gain. *Pediatr Obes* 2021; **16**(10): e12790.
53. Sartorius B, Sartorius K, Green R, et al. Spatial-temporal trends and risk factors for undernutrition and obesity among children (<5 years) in South Africa, 2008-2017: findings from a nationally representative longitudinal panel survey. *BMJ Open* 2020; **10**(4): e034476.
54. Toschke AM, Vignerova J, Lhotska L, Osancova K, Koletzko B, Von Kries R. Overweight and obesity in 6- to 14-year-old Czech children in 1991: protective effect of breast-feeding. *J Pediatr* 2002; **141**(6): 764-9.
55. Chen C, Jin Z, Yang Y, et al. Association of low birth weight with thinness and severe obesity in children aged 3-12 years: a large-scale population-based cross-sectional study in Shanghai, China. *BMJ Open* 2019; **9**(5): e028738.
56. Gallo P, Cioffi L, Limauro R, et al. SGA Children in Pediatric Primary Care: What Is the Best Choice, Large or Small? A 10-Year Prospective Longitudinal Study. *Glob Pediatr Health* 2016; **3**: 2333794X16659993.
57. Zarrati M, Shidfar F, Razmpoosh E, et al. Does low birth weight predict hypertension and obesity in schoolchildren? *Ann Nutr Metab* 2013; **63**(1-2): 69-76.
58. Eid EE. Follow-up study of physical growth of children who had excessive weight gain in first six months of life. *Br Med J* 1970; **2**(5701): 74-6.
59. LaGasse LL, Gaskins RB, Bada HS, et al. Prenatal cocaine exposure and childhood obesity at nine years. *Neurotoxicol Teratol* 2011; **33**(2): 188-97.
60. Li N, Strobino D, Ahmed S, Minkovitz CS. Is there a healthy foreign born effect for childhood obesity in the United States? *Matern Child Health J* 2011; **15**(3): 310-23.
61. Chen G, Chiang WL, Shu BC, Guo YL, Chiou ST, Chiang TL. Associations of caesarean delivery and the occurrence of neurodevelopmental disorders, asthma or obesity in childhood based on Taiwan birth cohort study. *BMJ Open* 2017; **7**(9): e017086.
62. Heerman WJ, Sommer EC, Slaughter JC, Samuels LR, Martin NC, Barkin SL. Predicting Early Emergence of Childhood Obesity in Underserved Preschoolers. *J Pediatr* 2019; **213**: 115-20.
63. McCrory C, Layte R. Breastfeeding and risk of overweight and obesity at nine-years of age. *Soc Sci Med* 2012; **75**(2): 323-30.
64. Alves PJ, Araujo Júnior E, Henriques AC, Carvalho FH. Preterm at birth is not associated with greater cardiovascular risk in adolescence. *J Matern Fetal Neonatal Med* 2016; **29**(20): 3351-7.
65. Monteiro PO, Victora CG, Barros FC, Monteiro LM. Birth size, early childhood growth, and adolescent obesity in a Brazilian birth cohort. *Int J Obes Relat Metab Disord* 2003; **27**(10): 1274-82.
66. Seipel MM, Shafer K. The effect of prenatal and postnatal care on childhood obesity. *Soc Work* 2013; **58**(3): 241-52.
67. Diesel JC, Eckhardt CL, Day NL, Brooks MM, Arslanian SA, Bodnar LM. Gestational weight gain and the risk of offspring obesity at 10 and 16 years: a prospective cohort study in low-income women. *Bjog* 2015; **122**(10): 1395-402.
68. Groth SW, Holland ML, Smith JA, Meng Y, Kitzman H. Effect of Gestational Weight Gain and Prepregnancy Body Mass Index in Adolescent Mothers on Weight and Body Mass Index of Adolescent Offspring. *J Adolesc Health* 2017; **61**(5): 626-33.
69. Hivert MF, Rifas-Shiman SL, Gillman MW, Oken E. Greater early and mid-pregnancy gestational weight gains are associated with excess adiposity in mid-childhood. *Obesity (Silver Spring)* 2016; **24**(7): 1546-53.
70. Hunt KJ, Ferguson PL, Neelon B, et al. The association between maternal pre-pregnancy BMI, gestational weight gain and child adiposity: A racial-ethnically diverse cohort of children. *Pediatr Obes* 2022; **17**(8): e12911.
71. Oken E, Taveras EM, Kleinman KP, Rich-Edwards JW, Gillman MW. Gestational weight gain and child adiposity at age 3 years. *Am J Obstet Gynecol* 2007; **196**(4): 322 e1-8.
72. Oken E, Rifas-Shiman SL, Field AE, Frazier AL, Gillman MW. Maternal gestational weight gain and offspring weight in adolescence. *Obstet Gynecol* 2008; **112**(5): 999-1006.
73. Oken E, Kleinman KP, Belfort MB, Hammitt JK, Gillman MW. Associations of gestational weight gain with short- and longer-term maternal and child health outcomes. *Am J Epidemiol* 2009; **170**(2): 173-80.
74. Widen EM, Whyatt RM, Hoepner LA, et al. Gestational weight gain and obesity, adiposity and body size in African-American and Dominican children in the Bronx and Northern Manhattan. *Matern Child Nutr* 2016; **12**(4): 918-28.



75. Carrillo-Larco RM, Miranda JJ, Bernabé-Ortiz A. Delivery by caesarean section and risk of childhood obesity: analysis of a Peruvian prospective cohort. *PeerJ* 2015; **3**: e1046.
76. Dal'Maso E, Rodrigues PRM, Ferreira MG, Moreira NF, Muraro AP. Cesarean birth and risk of obesity from birth to adolescence: A cohort study. *Birth* 2022; **49**(4): 774-82.
77. Goldani MZ, Barbieri MA, da Silva AA, Gutierrez MR, Bettiol H, Goldani HA. Cesarean section and increased body mass index in school children: two cohort studies from distinct socioeconomic background areas in Brazil. *Nutr J* 2013; **12**: 104.
78. Hawkins SS, Baum CF, Rifas-Shiman SL, Oken E, Taveras EM. Examining Associations between Perinatal and Postnatal Risk Factors for Childhood Obesity Using Sibling Comparisons. *Child Obes* 2019; **15**(4): 254-61.
79. Huh SY, Rifas-Shiman SL, Zera CA, et al. Delivery by caesarean section and risk of obesity in preschool age children: a prospective cohort study. *Arch Dis Child* 2012; **97**(7): 610-6.
80. Lavin T, Preen DB. Investigating Caesarean Section Birth as a Risk Factor for Childhood Overweight. *Child Obes* 2018; **14**(2): 131-8.
81. Mueller NT, Whyatt R, Hoepner L, et al. Prenatal exposure to antibiotics, cesarean section and risk of childhood obesity. *Int J Obes (Lond)* 2015; **39**(4): 665-70.
82. Pei Z, Heinrich J, Fuertes E, et al. Cesarean delivery and risk of childhood obesity. *J Pediatr* 2014; **164**(5): 1068-73 e2.
83. Si KY, Li HT, Zhou YB, et al. Cesarean delivery on maternal request and common child health outcomes: A prospective cohort study in China. *J Glob Health* 2022; **12**: 11001.
84. Sitarik AR, Havstad SL, Johnson CC, et al. Association between cesarean delivery types and obesity in preadolescence. *Int J Obes (Lond)* 2020; **44**(10): 2023-34.
85. Yuan C, Gaskins AJ, Blaine AI, et al. Association Between Cesarean Birth and Risk of Obesity in Offspring in Childhood, Adolescence, and Early Adulthood. *JAMA Pediatr* 2016; **170**(11): e162385.
86. Flemming K, Woolcott CG, Allen AC, Veugelers PJ, Kuhle S. The association between caesarean section and childhood obesity revisited: a cohort study. *Arch Dis Child* 2013; **98**(7): 526-32.
87. Masukume G, McCarthy FP, Russell J, et al. Caesarean section delivery and childhood obesity: evidence from the growing up in New Zealand cohort. *J Epidemiol Community Health* 2019; **73**(12): 1063-70.
88. Ralphs E, Pembrey L, West J, Santorelli G. Association between mode of delivery and body mass index at 4-5 years in White British and Pakistani children: the Born in Bradford birth cohort. *BMC Public Health* 2021; **21**(1): 987.
89. Rifas-Shiman SL, Huh SY, Martin RM, et al. Delivery by caesarean section and offspring adiposity and cardio-metabolic health at ages 6.5, 11.5 and 16 years: results from the PROBIT cohort in Belarus. *Pediatr Obes* 2021; **16**(9): e12783.
90. Flores G, Lin H. Factors predicting severe childhood obesity in kindergarteners. *Int J Obes (Lond)* 2013; **37**(1): 31-9.
91. Hakanen T, Saha MT, Salo MK, et al. Mothers with gestational diabetes are more likely to give birth to children who experience early weight problems. *Acta Paediatr* 2016; **105**(10): 1166-72.
92. Herath HP, Herath RP, Wickremasinghe R. Hyperglycaemia in Pregnancy and Anthropometric Parameters in the Offspring at 10 Years: A Community-Based Retrospective Cohort Study in Sri Lanka. *J Obes* 2020; **2020**: 2735148.
93. Hu Z, Tylavsky FA, Han JC, et al. Maternal metabolic factors during pregnancy predict early childhood growth trajectories and obesity risk: the CANDLER Study. *Int J Obes (Lond)* 2019; **43**(10): 1914-22.
94. Lowe WL, Jr., Scholtens DM, Lowe LP, et al. Association of Gestational Diabetes With Maternal Disorders of Glucose Metabolism and Childhood Adiposity. *Jama* 2018; **320**(10): 1005-16.
95. Lowe WL, Jr., Lowe LP, Kuang A, et al. Maternal glucose levels during pregnancy and childhood adiposity in the Hyperglycemia and Adverse Pregnancy Outcome Follow-up Study. *Diabetologia* 2019; **62**(4): 598-610.
96. Nehring I, Chmitorz A, Reulen H, von Kries R, Ensenaer R. Gestational diabetes predicts the risk of childhood overweight and abdominal circumference independent of maternal obesity. *Diabet Med* 2013; **30**(12): 1449-56.
97. Pettitt DJ, Baird HR, Aleck KA, Bennett PH, Knowler WC. Excessive obesity in offspring of Pima Indian women with diabetes during pregnancy. *N Engl J Med* 1983; **308**(5): 242-5.
98. Pettitt DJ, Knowler WC. Long-term effects of the intrauterine environment, birth weight, and breast-feeding in Pima Indians. *Diabetes Care* 1998; **21 Suppl 2**: B138-41.
99. Reynolds D, Hennessy E, Polek E. Is breastfeeding in infancy predictive of child mental well-being and protective against obesity at 9 years of age? *Child Care Health Dev* 2014; **40**(6): 882-90.

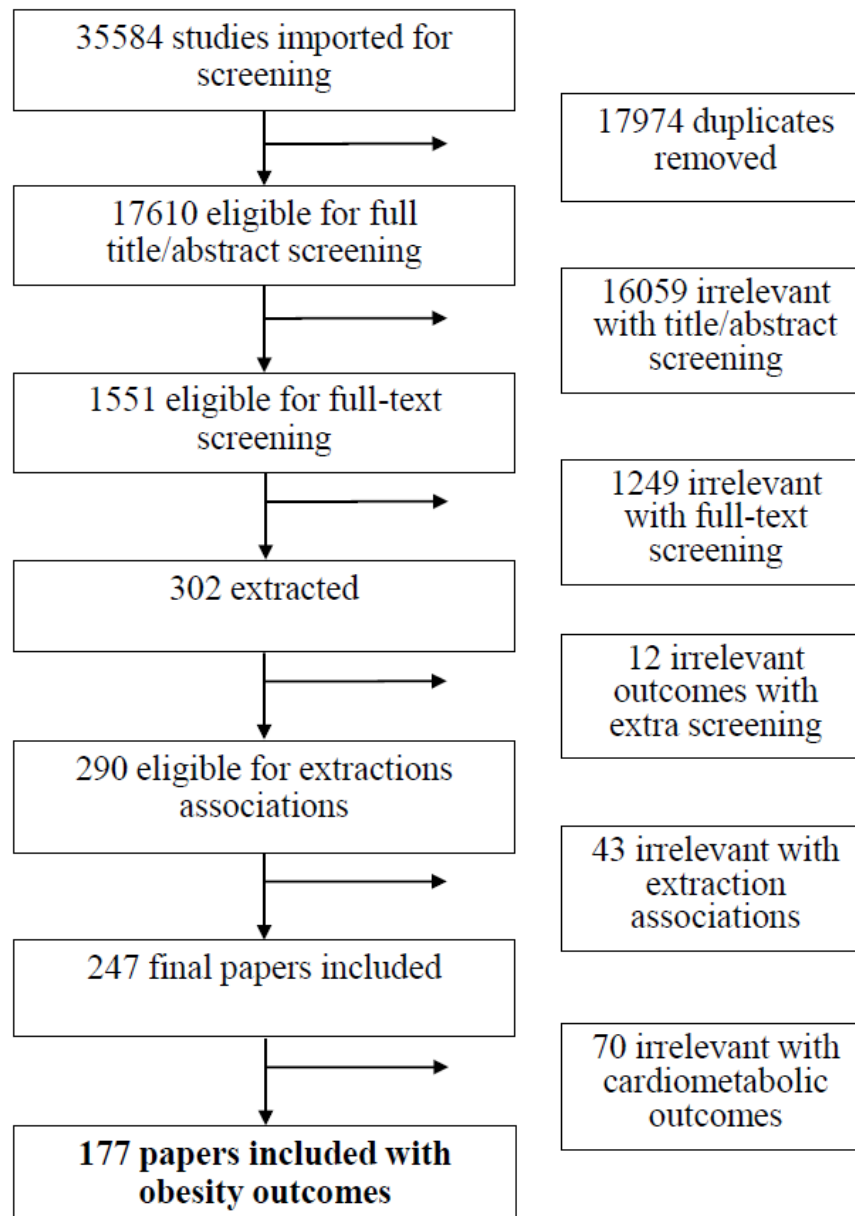
100. Chen A, Pennell ML, Klebanoff MA, Rogan WJ, Longnecker MP. Maternal smoking during pregnancy in relation to child overweight: follow-up to age 8 years. *Int J Epidemiol* 2006; **35**(1): 121-30.
101. Chivers P, Parker H, Bulsara M, Beilin L, Hands B. Parental and early childhood influences on adolescent obesity: a longitudinal study. *Early Child Development and Care* 2012; **182**(8): 1071-87.
102. Donkor HM, Grundt JH, Júlíusson PB, et al. Social and somatic determinants of underweight, overweight and obesity at 5 years of age: a Norwegian regional cohort study. *BMJ Open* 2017; **7**(8): e014548.
103. Durmus B, Kruithof CJ, Gillman MH, et al. Parental smoking during pregnancy, early growth, and risk of obesity in preschool children: the Generation R Study. *Am J Clin Nutr* 2011; **94**(1): 164-71.
104. Frondelius K, Oudin A, Malmqvist E. Traffic-Related Air Pollution and Child BMI-A Study of Prenatal Exposure to Nitrogen Oxides and Body Mass Index in Children at the Age of Four Years in Malmö, Sweden. *Int J Environ Res Public Health* 2018; **15**(10).
105. Harris HR, Willett WC, Michels KB. Parental smoking during pregnancy and risk of overweight and obesity in the daughter. *Int J Obes (Lond)* 2013; **37**(10): 1356-63.
106. Ino T, Shibuya T, Saito K, Ohtani T. Effects of maternal smoking during pregnancy on body composition in offspring. *Pediatr Int* 2011; **53**(6): 851-7.
107. Mizutani T, Suzuki K, Kondo N, Yamagata Z. Association of maternal lifestyles including smoking during pregnancy with childhood obesity. *Obesity (Silver Spring)* 2007; **15**(12): 3133-9.
108. Navarro P, Mehegan J, Murrin CM, Kelleher CC, Phillips CM, Lifeways Cross Generation Cohort S. Associations between a maternal healthy lifestyle score and adverse offspring birth outcomes and childhood obesity in the Lifeways Cross-Generation Cohort Study. *Int J Obes (Lond)* 2020; **44**(11): 2213-24.
109. Palma Dos Reis CR, Serrano F, Fonseca MJ, et al. The fetal origins of disease: a prospective cohort study on the association of preeclampsia and childhood obesity. *J Dev Orig Health Dis* 2022; **13**(1): 68-74.
110. Power C, Jefferis BJ. Fetal environment and subsequent obesity: a study of maternal smoking. *Int J Epidemiol* 2002; **31**(2): 413-9.
111. Suzuki K, Ando D, Sato M, Tanaka T, Kondo N, Yamagata Z. The association between maternal smoking during pregnancy and childhood obesity persists to the age of 9-10 years. *J Epidemiol* 2009; **19**(3): 136-42.
112. Wang L, Mamudu HM, Alamian A, Anderson JL, Brooks B. Independent and joint effects of prenatal maternal smoking and maternal exposure to second-hand smoke on the development of adolescent obesity: a longitudinal study. *J Paediatr Child Health* 2014; **50**(11): 908-15.
113. Chen LW, Navarro P, Murrin CM, et al. Maternal Dietary Glycemic and Insulinemic Indexes Are Not Associated with Birth Outcomes or Childhood Adiposity at 5 Years of Age in an Irish Cohort Study. *J Nutr* 2019; **149**(6): 1037-46.
114. Donahue SM, Rifas-Shiman SL, Gold DR, Jouni ZE, Gillman MW, Oken E. Prenatal fatty acid status and child adiposity at age 3 y: results from a US pregnancy cohort. *Am J Clin Nutr* 2011; **93**(4): 780-8.
115. Hakola L, Takkinen HM, Niinistö S, et al. Maternal fatty acid intake during pregnancy and the development of childhood overweight: a birth cohort study. *Pediatr Obes* 2017; **12** Suppl 1: 26-37.
116. Hu Z, Tylavsky FA, Kocak M, et al. Effects of Maternal Dietary Patterns during Pregnancy on Early Childhood Growth Trajectories and Obesity Risk: The CANDLER Study. *Nutrients* 2020; **12**(2).
117. Kadawathagedara M, Botton J, de Lauzon-Guillain B, et al. Dietary acrylamide intake during pregnancy and postnatal growth and obesity: Results from the Norwegian Mother and Child Cohort Study (MoBa). *Environ Int* 2018; **113**: 325-34.
118. Klebanoff MA, Keim SA. Maternal serum paraxanthine during pregnancy and offspring body mass index at ages 4 and 7 years. *Epidemiology* 2015; **26**(2): 185-91.
119. Callanan S, Yelverton CA, Geraghty AA, et al. The association of a low glycaemic index diet in pregnancy with child body composition at 5 years of age: A secondary analysis of the ROLO study. *Pediatr Obes* 2021; **16**(12): e12820.
120. Wen X, Mi B, Wang Y, Taveras EM, Bartashevskyy M. Potentially modifiable mediators for socioeconomic disparities in childhood obesity in the United States. *Obesity (Silver Spring)* 2022; **30**(3): 718-32.
121. Simpson J, Smith AD, Fraser A, et al. Programming of Adiposity in Childhood and Adolescence: Associations With Birth Weight and Cord Blood Adipokines. *J Clin Endocrinol Metab* 2017; **102**(2): 499-506.
122. Sorrow P, Maguire R, Murphy SK, Belcher SM, Hoyo C. Elevated metabolites of acetaminophen in cord blood of children with obesity. *Pediatr Obes* 2019; **14**(1).
123. Ehrental DB, Wu P, Trabulsi J. Differences in the Protective Effect of Exclusive Breastfeeding on Child Overweight and Obesity by Mother's Race. *Matern Child Health J* 2016; **20**(9): 1971-9.
124. Hildebrand JS, Ferguson PL, Sciscione AC, et al. Breastfeeding Associations with Childhood Obesity and Body Composition: Findings from a Racially Diverse Maternal-Child Cohort. *Child Obes* 2022; **18**(3): 178-87.

125. Jwa SC, Fujiwara T, Kondo N. Latent protective effects of breastfeeding on late childhood overweight and obesity: a nationwide prospective study. *Obesity (Silver Spring)* 2014; **22**(6): 1527-37.
126. Metzger MW, McDade TW. Breastfeeding as obesity prevention in the United States: a sibling difference model. *Am J Hum Biol* 2010; **22**(3): 291-6.
127. Moss BG, Yeaton WH. Early childhood healthy and obese weight status: potentially protective benefits of breastfeeding and delaying solid foods. *Matern Child Health J* 2014; **18**(5): 1224-32.
128. Park J, Kim HS, Chu SH, Jekal YS, Lee JY. The effect of predominant breast-feeding on the risk of obesity in Korean preschool children. *Nurs Health Sci* 2015; **17**(1): 77-83.
129. Pattison KL, Kraschnewski JL, Lehman E, et al. Breastfeeding initiation and duration and child health outcomes in the first baby study. *Prev Med* 2019; **118**: 1-6.
130. Shehadeh N, Weitzer-Kish H, Shamir R, Shihab S, Weiss R. Impact of early postnatal weight gain and feeding patterns on body mass index in adolescence. *J Pediatr Endocrinol Metab* 2008; **21**(1): 9-15.
131. van Rossem L, Taveras EM, Gillman MW, et al. Is the association of breastfeeding with child obesity explained by infant weight change? *Int J Pediatr Obes* 2011; **6**(2-2): e415-22.
132. Wang L, Collins C, Ratliff M, Xie B, Wang Y. Breastfeeding Reduces Childhood Obesity Risks. *Child Obes* 2017; **13**(3): 197-204.
133. Yamakawa M, Yorifuji T, Inoue S, Kato T, Doi H. Breastfeeding and obesity among schoolchildren: a nationwide longitudinal survey in Japan. *JAMA Pediatr* 2013; **167**(10): 919-25.
134. Burdette HL, Whitaker RC. Differences by race and ethnicity in the relationship between breastfeeding and obesity in preschool children. *Ethn Dis* 2007; **17**(3): 467-70.
135. Grube MM, von der Lippe E, Schlaud M, Brettschneider AK. Does breastfeeding help to reduce the risk of childhood overweight and obesity? A propensity score analysis of data from the KiGGS study. *PLoS One* 2015; **10**(3): e0122534.
136. Hummel S, Weiß A, Bonifacio E, et al. Associations of breastfeeding with childhood autoimmunity, allergies, and overweight: The Environmental Determinants of Diabetes in the Young (TEDDY) study. *Am J Clin Nutr* 2021; **114**(1): 134-42.
137. Mayer-Davis EJ, Rifas-Shiman SL, Zhou L, Hu FB, Colditz GA, Gillman MW. Breast-feeding and risk for childhood obesity: does maternal diabetes or obesity status matter? *Diabetes Care* 2006; **29**(10): 2231-7.
138. Lang Morović M, Musić Milanović S. Breastfeeding Duration as a Predictor of Childhood Lifestyle Habits, Overweight and Obesity in Second- and Third-Grade Schoolchildren in Croatia. *Acta Clin Croat* 2019; **58**(3): 481-90.
139. Tambalis KD, Mourtakos S, Panagiotakos DB, Sidossis LS. Association of Exclusive Breastfeeding with Risk of Obesity in Childhood and Early Adulthood. *Breastfeed Med* 2018.
140. Toschke AM, Martin RM, von Kries R, Wells J, Smith GD, Ness AR. Infant feeding method and obesity: body mass index and dual-energy X-ray absorptiometry measurements at 9-10 y of age from the Avon Longitudinal Study of Parents and Children (ALSPAC). *Am J Clin Nutr* 2007; **85**(6): 1578-85.
141. Wallby T, Lagerberg D, Magnusson M. Relationship Between Breastfeeding and Early Childhood Obesity: Results of a Prospective Longitudinal Study from Birth to 4 Years. *Breastfeed Med* 2017; **12**: 48-53.
142. Martin RM, Patel R, Kramer MS, et al. Effects of promoting longer-term and exclusive breastfeeding on adiposity and insulin-like growth factor-I at age 11.5 years: a randomized trial. *Jama* 2013; **309**(10): 1005-13.
143. Martin RM, Kramer MS, Patel R, et al. Effects of Promoting Long-term, Exclusive Breastfeeding on Adolescent Adiposity, Blood Pressure, and Growth Trajectories: A Secondary Analysis of a Randomized Clinical Trial. *JAMA Pediatr* 2017; **171**(7): e170698.
144. Gooze RA, Anderson SE, Whitaker RC. Prolonged bottle use and obesity at 5.5 years of age in US children. *J Pediatr* 2011; **159**(3): 431-6.
145. Izadi V, Kelishadi R, Qorbani M, et al. Duration of breast-feeding and cardiovascular risk factors among Iranian children and adolescents: the CASPIAN III study. *Nutrition* 2013; **29**(5): 744-51.
146. Jing H, Xu H, Wan J, et al. Effect of breastfeeding on childhood BMI and obesity: the China Family Panel Studies. *Medicine (Baltimore)* 2014; **93**(10): e55.
147. Michels KB, Willett WC, Graubard BI, et al. A longitudinal study of infant feeding and obesity throughout life course. *Int J Obes (Lond)* 2007; **31**(7): 1078-85.
148. Ochoa MC, Moreno-Aliaga MJ, Martínez-González MA, Martínez JA, Marti A, Members G. Predictor factors for childhood obesity in a Spanish case-control study. *Nutrition* 2007; **23**(5): 379-84.
149. Shields L, O'Callaghan M, Williams GM, Najman JM, Bor W. Breastfeeding and obesity at 14 years: a cohort study. *J Paediatr Child Health* 2006; **42**(5): 289-96.

150. Aris IM, Chen LW, Tint MT, et al. Body mass index trajectories in the first two years and subsequent childhood cardio-metabolic outcomes: a prospective multi-ethnic Asian cohort study. *Sci Rep* 2017; **7**(1): 8424.
151. Aris IM, Rifas-Shiman SL, Li LJ, et al. Association of Weight for Length vs Body Mass Index During the First 2 Years of Life With Cardiometabolic Risk in Early Adolescence. *JAMA Netw Open* 2018; **1**(5): e182460.
152. Goodell LS, Wakefield DB, Ferris AM. Rapid weight gain during the first year of life predicts obesity in 2-3 year olds from a low-income, minority population. *J Community Health* 2009; **34**(5): 370-5.
153. Liu JX, Liu JH, Frongillo EA, Boghossian NS, Cai B, Hazlett LJ. Body mass index trajectories during infancy and pediatric obesity at 6 years. *Ann Epidemiol* 2017; **27**(11): 708-15 e1.
154. Roy SM, Chesi A, Mentch F, et al. Body mass index (BMI) trajectories in infancy differ by population ancestry and may presage disparities in early childhood obesity. *J Clin Endocrinol Metab* 2015; **100**(4): 1551-60.
155. Smego A, Woo JG, Klein J, et al. High Body Mass Index in Infancy May Predict Severe Obesity in Early Childhood. *J Pediatr* 2017; **183**: 87-93 e1.
156. Taveras EM, Rifas-Shiman SL, Sherry B, et al. Crossing growth percentiles in infancy and risk of obesity in childhood. *Arch Pediatr Adolesc Med* 2011; **165**(11): 993-8.
157. Monasta L, Batty GD, Cattaneo A, et al. Early-life determinants of overweight and obesity: a review of systematic reviews. *Obesity Reviews* 2010; **11**(10): 695-708.
158. Carter T, Schoenaker D, Adams J, Steel A. Paternal preconception modifiable risk factors for adverse pregnancy and offspring outcomes: a review of contemporary evidence from observational studies. *BMC Public Health* 2023; **23**(1): 509.
159. Sharp GC, Lawlor DA. Paternal impact on the life course development of obesity and type 2 diabetes in the offspring. *Diabetologia* 2019; **62**(10): 1802-10.
160. Patro Golab B, Santos S, Voerman E, et al. Influence of maternal obesity on the association between common pregnancy complications and risk of childhood obesity: an individual participant data meta-analysis. *Lancet Child Adolesc Health* 2018; **2**(11): 812-21.
161. Gaillard R, Jaddoe VW. Assessment of fetal growth by customized growth charts. *Ann Nutr Metab* 2014; **65**(2-3): 149-55.
162. Sakurai K, Yamamoto M, Eguchi A, et al. Association between maternal antibiotic exposure during pregnancy and childhood obesity in the Japan Environment and Children's Study. *Pediatr Obes* 2022; **17**(11): e12956.
163. Margetaki K, Stratakis N, Roumeliotaki T, et al. Prenatal and infant antibiotic exposure and childhood growth, obesity and cardiovascular risk factors: The Rhea mother-child cohort study, Crete, Greece. *Pediatr Obes* 2022; **17**(1): e12843.
164. Wang B, Liu J, Zhang Y, et al. Prenatal Exposure to Antibiotics and Risk of Childhood Obesity in a Multicenter Cohort Study. *Am J Epidemiol* 2018; **187**(10): 2159-67.
165. Geserick M, Vogel M, Gausche R, et al. Acceleration of BMI in Early Childhood and Risk of Sustained Obesity. *New England Journal of Medicine* 2018; **379**(14): 1303-12.
166. Stettler N, Zemel BS, Kumanyika S, Stallings VA. Infant Weight Gain and Childhood Overweight Status in a Multicenter, Cohort Study. *Pediatrics* 2002; **109**(2): 194-9.
167. Weber M, Grote V, Closa-Monasterolo R, et al. Lower protein content in infant formula reduces BMI and obesity risk at school age: follow-up of a randomized trial. *Am J Clin Nutr* 2014; **99**(5): 1041-51.
168. Stephenson J, Heslehurst N, Hall J, et al. Before the beginning: nutrition and lifestyle in the preconception period and its importance for future health. *Lancet* 2018; **391**(10132): 1830-41.
169. Ben-Shlomo Y, Kuh D. A life course approach to chronic disease epidemiology: conceptual models, empirical challenges and interdisciplinary perspectives. *International Journal of Epidemiology* 2002; **31**(2): 285-93.
170. Godfrey KM, Barker DJ. Fetal programming and adult health. *Public Health Nutr* 2001; **4**(2B): 611-24.
171. Gaillard R, Jaddoe VWV. Maternal cardiovascular disorders before and during pregnancy and offspring cardiovascular risk across the life course. *Nat Rev Cardiol* 2023; **20**(9): 617-30.
172. Bryl E, Hanć T, Szcześniewska P, Dutkiewicz A, Dmitrzak-Węglarz M, Słopeń A. The relation between prenatal stress, overweight and obesity in children diagnosed according to BMI and percentage fat tissue. *Eat Weight Disord* 2022; **27**(7): 2759-73.
173. Diesel JC, Eckhardt CL, Day NL, Brooks MM, Arslanian SA, Bodnar LM. Is gestational weight gain associated with offspring obesity at 36 months? *Pediatr Obes* 2015; **10**(4): 305-10.
174. Ensenaer R, Chmitorz A, Riedel C, et al. Effects of suboptimal or excessive gestational weight gain on childhood overweight and abdominal adiposity: results from a retrospective cohort study. *Int J Obes (Lond)* 2013; **37**(4): 505-12.

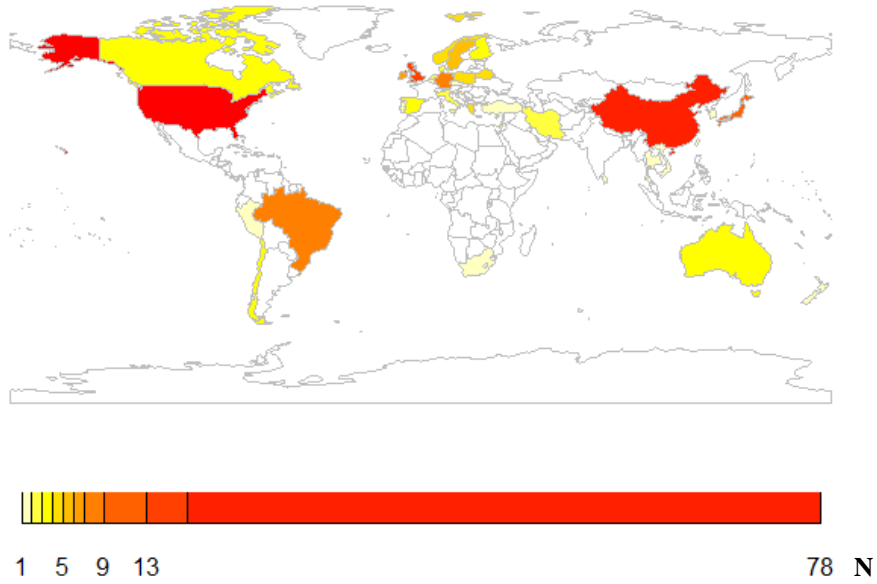
175. Gaillard R, Durmuş B, Hofman A, Mackenbach JP, Steegers EA, Jaddoe VW. Risk factors and outcomes of maternal obesity and excessive weight gain during pregnancy. *Obesity (Silver Spring)* 2013; **21**(5): 1046-55.
176. Gittner LS, Ludington-Hoe SM, Haller HS. Utilising infant growth to predict obesity status at 5 years. *J Paediatr Child Health* 2013; **49**(7): 564-74.
177. Guo J, Zhang J, Wu C, et al. Urinary bisphenol A concentrations and adiposity measures at age 7 years in a prospective birth cohort. *Chemosphere* 2020; **251**: 126340.
178. Guo J, Miao W, Wu C, et al. Umbilical cord serum PBDE concentrations and child adiposity measures at 7 years. *Ecotoxicol Environ Saf* 2020; **203**: 111009.
179. Hack M, Schluchter M, Margevicius S, Andreias L, Taylor HG, Cuttler L. Trajectory and correlates of growth of extremely-low-birth-weight adolescents. *Pediatr Res* 2014; **75**(2): 358-66.
180. Hinkle SN, Sharma AJ, Swan DW, Schieve LA, Ramakrishnan U, Stein AD. Excess gestational weight gain is associated with child adiposity among mothers with normal and overweight prepregnancy weight status. *J Nutr* 2012; **142**(10): 1851-8.
181. Huh SY, Rifas-Shiman SL, Taveras EM, Oken E, Gillman MW. Timing of solid food introduction and risk of obesity in preschool-aged children. *Pediatrics* 2011; **127**(3): e544-51.
182. Huus K, Ludvigsson JF, Enskär K, Ludvigsson J. Exclusive breastfeeding of Swedish children and its possible influence on the development of obesity: a prospective cohort study. *BMC Pediatr* 2008; **8**: 42.
183. Ingstrup KG, Schou Andersen C, Ajslev TA, Pedersen P, Sørensen TI, Nohr EA. Maternal Distress during Pregnancy and Offspring Childhood Overweight. *J Obes* 2012; **2012**: 462845.
184. Leonard SA, Rasmussen KM, King JC, Abrams B. Trajectories of maternal weight from before pregnancy through postpartum and associations with childhood obesity. *Am J Clin Nutr* 2017; **106**(5): 1295-301.
185. Li DK, Ferber JR, Odouli R. Maternal caffeine intake during pregnancy and risk of obesity in offspring: a prospective cohort study. *Int J Obes (Lond)* 2015; **39**(4): 658-64.
186. Li DK, Chen H, Ferber J, Odouli R. Maternal infection and antibiotic use in pregnancy and the risk of childhood obesity in offspring: a birth cohort study. *Int J Obes (Lond)* 2020; **44**(4): 771-80.
187. Liu J, Boghossian NS, Frongillo EA, Cai B, Hazlett LJ, Liu J. Associations of maternal gestational weight gain with the risk of offspring obesity and body mass index Z scores beyond the mean. *Ann Epidemiol* 2019; **32**: 64-71 e2.
188. Pitchika A, Vehik K, Hummel S, et al. Associations of Maternal Diabetes During Pregnancy with Overweight in Offspring: Results from the Prospective TEDDY Study. *Obesity (Silver Spring)* 2018; **26**(9): 1457-66.
189. Taveras EM, Rifas-Shiman SL, Belfort MB, Kleinman KP, Oken E, Gillman MW. Weight status in the first 6 months of life and obesity at 3 years of age. *Pediatrics* 2009; **123**(4): 1177-83.
190. Thaware PK, McKenna S, Patterson CC, Hadden DR, Pettitt DJ, McCance DR. Untreated Mild Hyperglycemia During Pregnancy and Anthropometric Measures of Obesity in Offspring at Age 5-7 Years. *Diabetes Care* 2015; **38**(9): 1701-6.
191. Thaware PK, McKenna S, Patterson CC, Casey C, McCance DR. Maternal Lipids at 28 Weeks' Gestation and Offspring Adiposity at Age 5 to 7 Years. *J Clin Endocrinol Metab* 2018; **103**(10): 3767-72.
192. Vafeiadi M, Georgiou V, Chalkiadaki G, et al. Association of Prenatal Exposure to Persistent Organic Pollutants with Obesity and Cardiometabolic Traits in Early Childhood: The Rhea Mother-Child Cohort (Crete, Greece). *Environ Health Perspect* 2015; **123**(10): 1015-21.
193. Vafeiadi M, Roumeliotaki T, Myridakis A, et al. Association of early life exposure to bisphenol A with obesity and cardiometabolic traits in childhood. *Environ Res* 2016; **146**: 379-87.
194. Warner M, Aguilar Schall R, Harley KG, Bradman A, Barr D, Eskenazi B. In utero DDT and DDE exposure and obesity status of 7-year-old Mexican-American children in the CHAMACOS cohort. *Environ Health Perspect* 2013; **121**(5): 631-6.
195. Whitaker RC, Pepe MS, Seidel KD, Wright JA, Knopp RH. Gestational diabetes and the risk of offspring obesity. *Pediatrics* 1998; **101**(2): E9.
196. Wright CS, Rifas-Shiman SL, Rich-Edwards JW, Taveras EM, Gillman MW, Oken E. Intrauterine exposure to gestational diabetes, child adiposity, and blood pressure. *Am J Hypertens* 2009; **22**(2): 215-20.
197. Wroblewska-Seniuk K, Wender-Ozegowska E, Szczapa J. Long-term effects of diabetes during pregnancy on the offspring. *Pediatr Diabetes* 2009; **10**(7): 432-40.
198. Zhang S, Li N, Li W, et al. Increased Gestational Weight Gain is Associated with a Higher Risk of Offspring Adiposity Before Five Years of Age: A Population-Based Cohort Study. *Diabetes Metab Syndr Obes* 2022; **15**: 2353-63.

**Figure 1. Flowchart of studies included in systematic review**

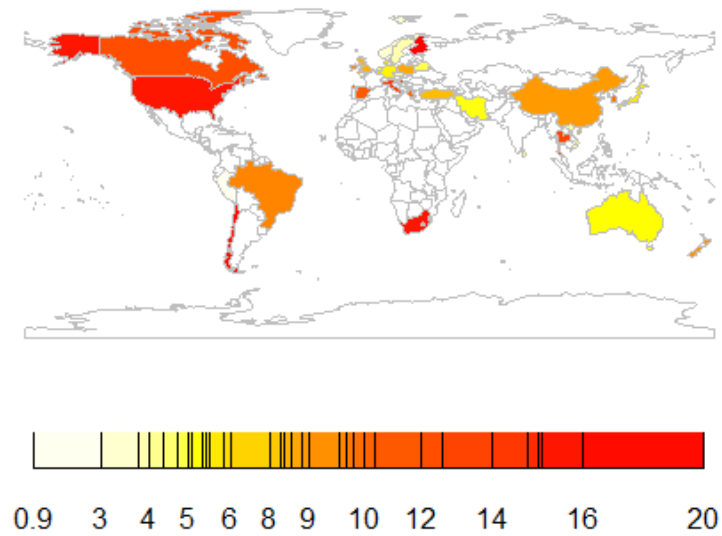


**Figure 2. World map of the included studies**

**A. Number of publications per country**

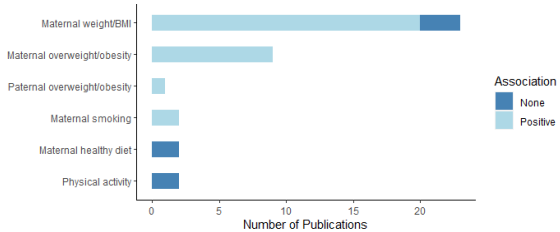


**B. Reported childhood obesity prevalence per country**

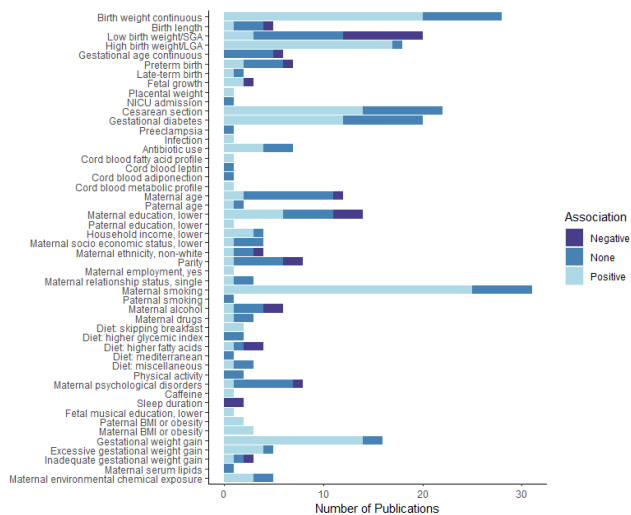


**Figure 3A. Number of positive, negative, and null associations for each identified exposure in all included publications**

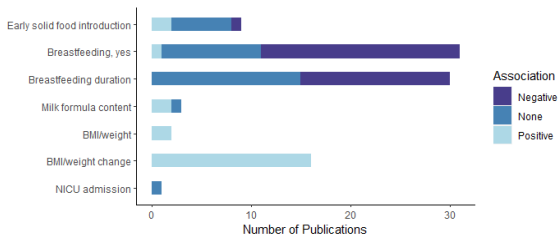
**3A1. Preconception**



**3A2. Pregnancy**



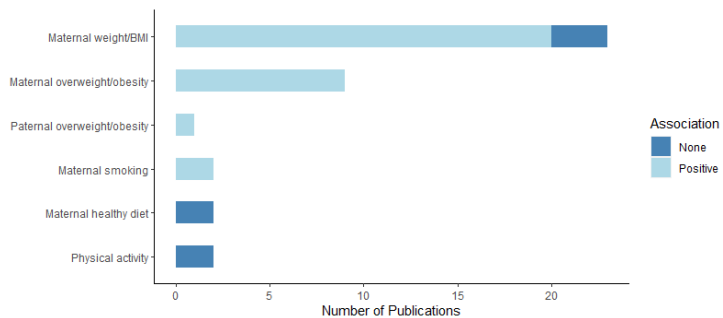
**3A3. Infancy**



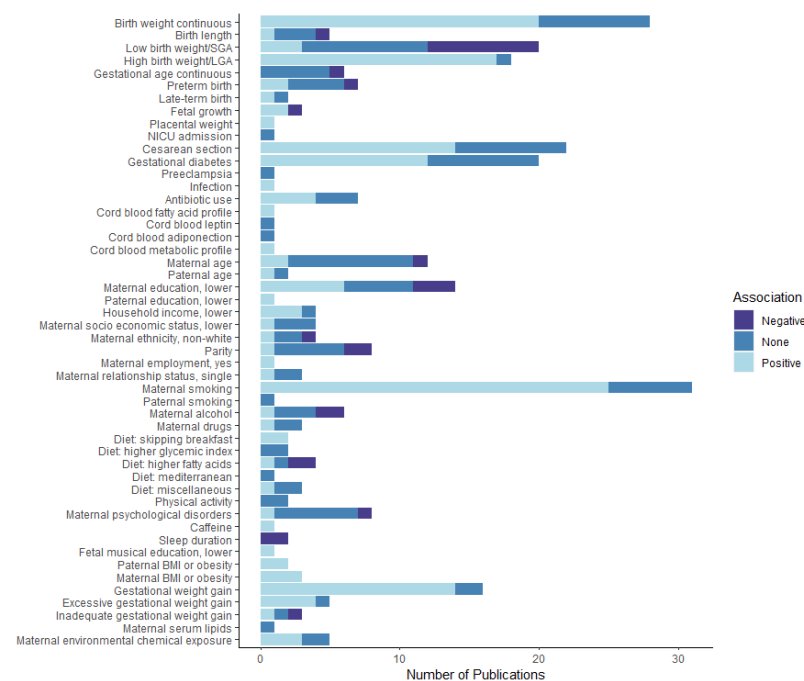


**Figure 3B. Number of positive, negative, and null associations for each identified exposure within only moderate to high quality publications**

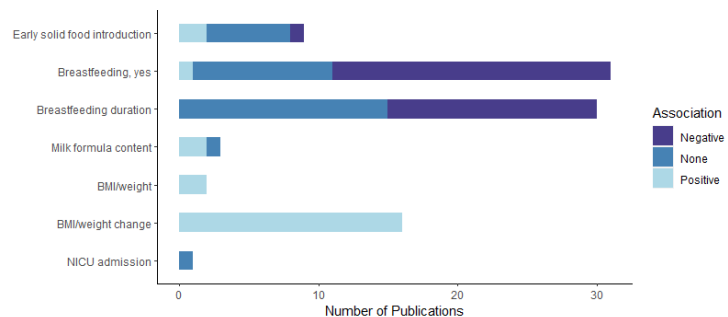
**3B1. Preconception**



**3B2. Pregnancy**

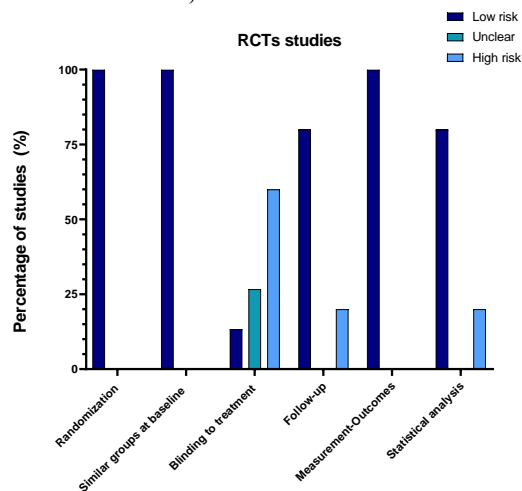


**3B3. Infancy**

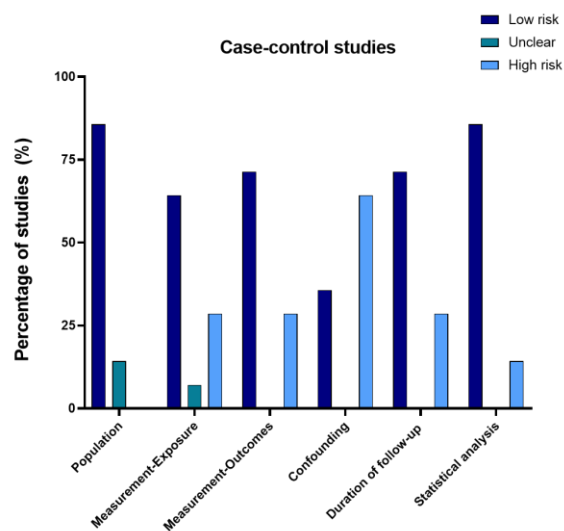


**Figure 4. Risk for bias in different domains\***

**A. RCT studies, N=5**

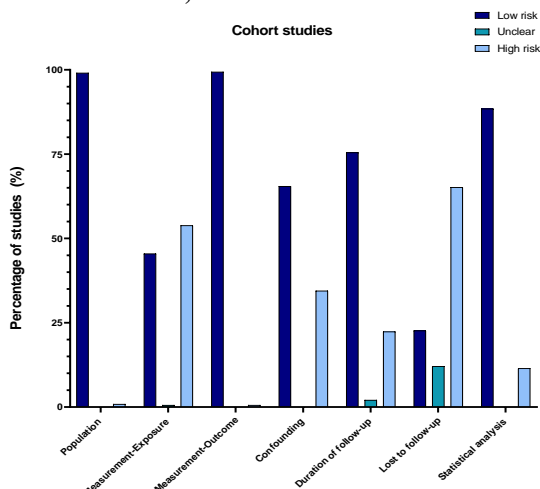


**B. Case-control studies, N= 7**



**C. Cohort studies, N=165**

1



\*Numbers and domains based on JBI criteria and bias assessment, see supplemental material S1A-C – S3A-D for details

**Table 1. Characteristics of studies included in the systematic review.**

Author	Year	Country	Study type	Study name or site (Year of birth)	Exposure (time period)	Exposure (main)	Exposure (sub)	Exposure ascertainment	Definition of Obesity
Alves	2016 <sup>64</sup>	Brazil	Retro. Obs.		Pregnancy and Birth	Birth anthropometrics	Adverse birth outcomes	Medical report	>97 <sup>th</sup> percentile WHO
Aris	2017 <sup>150</sup>	Singapore	Pros. Obs.	Growing up in Singapore Towards Healthy Outcomes Study	Infancy	Infant anthropometrics	BMI change	Medical report	Age- and sex specific BMI-z-scores 2 SD > median of World Health Organization Growth Charts
Aris	2018 <sup>151</sup>	USA; Belarus	Pros. Obs.	Project Viva and Promotion of Breastfeeding Intervention Trial	Infancy	Infant anthropometrics	Weight change	Medical report	BMI $\geq$ 95 <sup>th</sup> percentile CDC
Brophy	2009 <sup>22</sup>	UK	Pros. Obs.	Millenium Cohort Study	Preconception; Pregnancy and Birth; Infancy	Birth anthropometrics; Feeding patterns; Physical	Birth weight; Anthropometrics; Introduction to solid food	Self-reported	International Obesity Task Force definitions
Bryl	2022 <sup>172</sup>	Poland	Retro. Obs.		Pregnancy and birth	Lifestyle	Maternal stress	Self-reported	International Obesity Task Force definitions
Burdette	2007 <sup>134</sup>	USA	Pros. Obs.	The fragile families and child well-being study	Infancy	Feeding patterns	Breastfeeding	Self-reported	BMI > 95 <sup>th</sup> percentile CDC
Callanan	2021 <sup>119</sup>	Ireland	Intervention Study	A randomized control trial of a low glycaemic index diet in pregnancy to prevent macrosomia (ROLO)	Pregnancy and Birth	Lifestyle	Diet	Medical report	UK-growth chart cut-off >98 <sup>th</sup> percentile or WHO- cut off $\geq$ 95 <sup>th</sup> percentile
Carrillo-Larco	2015 <sup>75</sup>	Peru	Pros. Obs.	Young Lives Study	Pregnancy and Birth	Pregnancy Complications	Mode of Delivery	Self-reported	International Obesity Task Force definitions
Chen	2006 <sup>100</sup>	USA	Pros. Obs.	Collaborative Perinatal Project (CPP)	Pregnancy and Birth	Lifestyle	Smoking	Self-reported	Age- and sex-specific BMI >95 <sup>th</sup> percentile CDC
Chen	2017 <sup>61</sup>	Taiwan	Pros. Obs.	Taiwan Birth Cohort Study (TBCS)	Pregnancy and Birth	Sociodemographic; Pregnancy complications; Birth anthropometrics;	Maternal age; Anthropometrics; Gestational weight gain; Gestational diabetes; Mode of Delivery; Gestational age;	Self-reported; medical report	BMI by Taiwan Bureau of Health Promotion for preschool children
Chen	2019a <sup>113</sup>	Ireland	Pros. Obs.	Lifeways Cross generation Cohort	Pregnancy and birth	Lifestyle	Diet	Self-reported	BMIz-score >95 <sup>th</sup> percentile, UK growth reference Cole
Chen	2019b <sup>55</sup>	China	Retro. Obs.		Pregnancy and birth	Birth anthropometrics	Adverse birth outcomes	Self-reported	International Obesity Task Force definitions
Chiasson	2016 <sup>39</sup>	USA	Pros. Obs.	New York State Special Supplemental Nutrition Program for Women, infants, and children	Pregnancy and birth; Infancy	Birth anthropometrics; Feeding patterns	Adverse birth outcomes; Breastfeeding	Self-reported; medical report	Age- and sex- specific BMI $\geq$ 95 <sup>th</sup> percentile CDC
Chivers	2012 <sup>101</sup>	Australia	Pros. Obs.	The Western Australian Pregnancy Cohort (RAINE)	Preconception; Pregnancy and birth	Sociodemographic; Lifestyle; Physical	Education; smoking; Anthropometrics	Self-reported	International Obesity Task Force definitions

Dal'Maso	2022 <sup>76</sup>	Brazil	Retro. Obs.		Pregnancy and birth	Pregnancy complications	Mode of delivery	Self-reported	BMI Z-score obesity >2 to ≤3, severe obesity >3, WHO
De Sousa	2013 <sup>40</sup>	Brazil	Retro. Obs.		Pregnancy and birth	Birth anthropometrics	Adverse birth outcomes	Self-reported; medical report	BMI >95 <sup>th</sup> percentile
Dhana	2018 <sup>15</sup>	USA	Pros. Obs.	Nurses' Health Study II (NSHII) and Growing Up Today Study 2 (GUTS2)	Preconception	Lifestyle; Physical	Smoking; Diet; Physical activity; Anthropometrics	Self-reported	According to IOTF criteria
Diesel	2015a <sup>173</sup>	USA	Pros. Obs.	Maternal Health Practices and Child Development project	Pregnancy and birth	Physical	Gestational weight gain	Self-reported	BMI z-score ≥95 <sup>th</sup> percentile on sex- and age-adjusted growth charts by centers for Disease Control (CDC)
Diesel	2015b <sup>67</sup>	USA	Pros. Obs.		Pregnancy and birth	Physical	Gestational weight gain	Self-reported	Age- and sex-adjusted BMI-z-scores according to the CDC growth references
Donahue	2011 <sup>114</sup>	USA	Pros. Obs.	Project Viva	Pregnancy and birth	Lifestyle; Cord blood biomarkers	Diet; Lipids; Fatty acids	Self-reported	BMI z-score ≥95 <sup>th</sup> percentile on sex- and age-adjusted growth charts by centers for Disease Control (CDC)
Donkor	2017 <sup>102</sup>	Norway	Retro. Obs.		Pregnancy and birth; Infancy	Sociodemographic; Lifestyle; Birth anthropometrics; Feeding patterns	Age; Smoking; Birth weight; Birth length; Breastfeeding	Self-reported; medical report	BMI cut-offs according to the IOTF criteria
Durmus	2011 <sup>103</sup>	The Netherlands	Pros. Obs.	The Generation R study	Pregnancy and birth	Lifestyle	Smoking	Self-reported	Sex- and age-adjusted BMI distribution >2.3 SDS according to Cole et al.
Ehrental	2016 <sup>123</sup>	USA	Pros. Obs.	Delaware Mother Baby Cohort	Infancy	Feeding patterns	Breastfeeding	Medical report	BMI ≥95 <sup>th</sup> percentile for sex- and age CDC
Eid	1970 <sup>58</sup>	UK	Retro. Obs.		Pregnancy and birth; Infancy	Birth anthropometrics; Infant anthropometrics	Adverse birth outcomes; Weight change	Medical report	Body weight > 20% of expected weight for height and sex, according to Scotts
Ensenauer	2013 <sup>174</sup>	Germany	Retro. Obs.		Pregnancy and birth	Physical	Gestational weight gain	Self-reported; medical report	BMI cut-offs according to IOTF
Fernandez-Barres	2016 <sup>23</sup>	Spain	Pros. Obs.	Infancia Medio Ambiente Birth Cohort (INMA)	Preconception; Pregnancy and birth; Infancy	Sociodemographic; Lifestyle; Physical; Pregnancy complications; Birth anthropometrics; Feeding patterns	Age; Social class; Education level; Smoking; Diet; Physical activity; Gestational diabetes; Gestational weight gain; Birth weight; Breastfeeding	Self-reported	>95 <sup>th</sup> percentile by WHO reference
Fisch	1975 <sup>19</sup>	USA	Pros. Obs.	Collaborative Perinatal Project	Preconception; Pregnancy and birth	Sociodemographic; Lifestyle; Physical; Birth anthropometrics	Socioeconomic status; Age; Smoking; Anthropometrics; Gestational weight gain	Medical report	Ratio index (weight/height) ≥ 95 <sup>th</sup> percentile

							Gestational age; Birth weight		
Flemming	2013 <sup>86</sup>	Canada	Retro. Obs.	The children's lifestyle and School Performance Study	Pregnancy and birth	Pregnancy complications	Mode of delivery	Self-reported; medical report	BMI cut-offs according to IOTF
Flores	2013 <sup>90</sup>	USA	Pros. Obs.	The birth Cohort of Early Childhood Longitudinal Study (ECLS-B)	Preconception; Pregnancy and birth	Sociodemographic; Physical; Pregnancy complications	Age; Anthropometrics; Gestational diabetes	Self-reported; medical report	Age- and sex-specific BMI $\geq$ 99 <sup>th</sup> percentile CDC
Frondeius	2018 <sup>104</sup>	Sweden	Retro. Obs.		Pregnancy and birth; Infancy	Sociodemographic; Lifestyle; Feeding patterns	Parity; Smoking; Breastfeeding	Self-reported; medical report	Cut-off for BMI according to Cole et al.
Gaillard	2013 <sup>175</sup>	Netherlands	Pros. Obs.	The Generation R Study	Preconception	Physical	Anthropometrics	Medical reports	BMI cut-offs according to IOTF
Gallo	2016 <sup>56</sup>	Italy	Retro. Obs.		Pregnancy and birth	Birth anthropometrics	Adverse birth outcomes	Medical report	BMI z-score $>1.7$ according to CDC growth charts
Gete	2021 <sup>17</sup>	Australia	Pros. Obs.	the Australian Longitudinal Study on Women's Health (ALSWH) and the Mothers and their Children's Health (MatCH) study	Preconception	Lifestyle	Diet	Self-reported	According to sex- and age-specific BMI classifications (Cole et al.)
Gillman	2003 <sup>24</sup>	USA	Pros. Obs.	Growing up Today Study	Pregnancy and birth	Pregnancy complications; Birth anthropometrics	Gestational diabetes; Birth weight	Self-reported	BMI $>$ age- and gender-specific 95 <sup>th</sup> percentile CDC
Gittner	2013 <sup>176</sup>	USA	Retro. Obs.		Preconception; Pregnancy and birth; Infancy	Birth anthropometrics; Infant anthropometrics; Feeding patterns	Birth weight; BMI change; Introduction to solid food; Breastfeeding	Medical report	Age- and gender specific percentile by WHO BMI criteria
Goldani	2013 <sup>77</sup>	Brazil	Retro. Obs.		Pregnancy and birth	Pregnancy complications	Mode of delivery	Self-reported	BMI $\geq$ 95 <sup>th</sup> percentile according to gender and age in months
Goodell	2009 <sup>152</sup>	USA	Retro. Obs.	Health Insurance Portability and Accountability Act-compliant study	Pregnancy and birth; Infancy	Birth anthropometrics; Infant anthropometrics	Adverse birth outcomes; Weight change	Medical report	BMI-for-age and sex percentile $\geq$ 95 <sup>th</sup> percentile CDC
Gooze	2011 <sup>144</sup>	USA	Pros. Obs.	the Early Childhood Longitudinal Study, Birth Cohort	Infancy	Feeding patterns	Introduction to solid food; Breastfeeding	Self-reported	Sex-specific BMI-for-age $\geq$ 95 <sup>th</sup> percentile
Groth	2017 <sup>68</sup>	USA	Pros. Obs.	The New Mothers study	Preconception; Pregnancy and birth	Physical	Anthropometrics; Gestational weight gain	Self-reported	Adjusted BMI percentile $>$ 95 <sup>th</sup> percentile CDC
Grube	2015 <sup>135</sup>	Germany	Retro. Obs.	German Health Interview and Examination Survey for Children and Adolescents (KiGGS baseline study)	Infancy	Feeding patterns	Breastfeeding	Self-reported	BMI $>$ 97 <sup>th</sup> percentile of the German reference system (Kromeyer-Hauschild et al.)
Gu	2012 <sup>41</sup>	China	Pros. Obs.		Pregnancy and birth	Pregnancy complications	Adverse birth outcomes	Medical report	For boys BMI $\geq$ 19.2 and for girls $\geq$ 18.9
Guo	2020a <sup>177</sup>	China	Pros. Obs.		Pregnancy and birth	Environmental	Endocrine-disrupting chemicals exposure (PFAS, phthalates, bisphenols)	Biochemical tests	BMI-z-scores $>2$
Guo	2020b <sup>178</sup>	China	Pros. Obs.	Sheyang Mini Birth Cohort Study (SMBCS)	Pregnancy and birth	Environmental	Polybrominated diphenyl ethers	Biochemical tests	BMI-z-scores $>2$ according to WHO criteria
Hack	2014 <sup>179</sup>	USA	Pros. Obs.		Pregnancy and birth	Birth anthropometrics	Adverse birth outcomes	Medical report	BMI $\geq$ 95 <sup>th</sup> percentile

Hakanen	2016 <sup>91</sup>	Finland	Pros. Obs.		Pregnancy and birth	Pregnancy complications	Gestational diabetes	Medical report	Finnish BMI cut-off values and International Obesity Task Force definitions
Hakola	2017 <sup>115</sup>	Finland	Pros. Obs.	Finnish type 1 Diabetes Prediction and Prevention study	Pregnancy and birth	Lifestyle	Diet	Self-reported	International Obesity Task Force definitions and World Health Organization (WHO)
Harris	2013 <sup>105</sup>	USA	Pros. Obs.	Nurses' Health Study II (NHSII)	Pregnancy and birth	Lifestyle	Smoking	Self-reported	BMI $\geq 30$
Hawkins	2019 <sup>78</sup>	USA	Pros. Obs.	Linked the Collecting Electronic Nutrition Trajectory Data Using e-Records of Youth (CENTURY) Study	Pregnancy and birth; Infancy	Lifestyle; Pregnancy complications; Feeding patterns	Smoking; Gestational diabetes; Mode of delivery; Breastfeeding	Medical report	BMI $\geq 95^{\text{th}}$ percentile for age and sex based on CDC
He	2000 <sup>42</sup>	China	Pros. Obs.		Pregnancy and birth	Birth anthropometrics	Adverse birth outcomes	Medical report	Weight that exceeded the standard weight for height, age and sex by more than 20% or, equivalently, a height-adjusted weight over 120% of the NCHS mean
Heerman	2019 <sup>62</sup>	USA	Pros. Obs.	Growing Right Onto Wellness	Pregnancy and birth; Infancy	Birth anthropometrics; Feeding patterns;	Gestational age; Birth weight; Breastfeeding	Self-reported	BMI $\geq 95^{\text{th}}$ percentile for age and sex based on CDC
Herath	2020 <sup>92</sup>	Sri Lanka	Retro. Obs.		Pregnancy and birth	Pregnancy complications	Hyperglycaemia in pregnancy	Self-reported; medical report	BMI, both IOTF and WHO reference
Hildebrand	2022 <sup>124</sup>	USA	Pros. Obs.	Eunice Kennedy Shriver National Institute of Child Health and Human Development (NICHD) Fetal Growth Studies-Singletons cohort, and Environmental Exposures and Child Health Outcomes (ECHO) study	Infancy	Feeding patterns	Breastfeeding	Self-reported	BMI $\geq 95^{\text{th}}$ percentile for age and sex based on CDC
Hinkle	2012 <sup>180</sup>	USA	Pros. Obs.	Early Childhood Longitudinal Study-Birth Cohort	Preconception	Physical	Anthropometrics	Self-reported; medical report	BMI $\geq 95^{\text{th}}$ percentile for age and sex based on CDC 2000 growth charts
Hivert	2016 <sup>69</sup>	USA	Pros. Obs.	Project Viva	Pregnancy and birth	Physical	Gestational weight gain	Self-reported	BMI $\geq 95^{\text{th}}$ percentile of the study population
Horiuchi	2021 <sup>21</sup>	Japan	Pros. Obs.	The Japan Environment and Children's Study	Pregnancy and birth	Lifestyle	Smoking	Self-reported	BMI $> 95^{\text{th}}$ percentile according to the child growth standards of the WHO according to sex
Hu	2019 <sup>93</sup>	USA	Pros. Obs.	The Conditions Affecting Neurocognitive Development and Learning in Early Childhood (CANDLE) study	Preconception; Pregnancy and birth	Physical; Pregnancy complications	Anthropometrics; Gestational weight gain; Gestational diabetes	Self-reported; medical report	BMI $\geq 95^{\text{th}}$ percentile CDC
Hu	2020 <sup>116</sup>	USA	Pros. Obs.	The Conditions Affecting Neurocognitive Development and Learning in Early Childhood (CANDLE) study	Pregnancy and birth	Lifestyle	Diet	Self-reported	BMI $95^{\text{th}} \geq$ percentile for children of the same age and sex.
Huang	2014 <sup>11</sup>	USA	Retro. Obs.	The 1979 National Longitudinal Survey of Youth	Preconception; Pregnancy and birth; Infancy	Sociodemographic; Lifestyle; Physical; Pregnancy	Age; Ethnicity; Education; Employment; Alcohol; Smoking;	Self-reported	BMI $\geq 95^{\text{th}}$ percentile for age and sex based on CDC 2000 growth charts

						complications; Birth anthropometrics; Feeding patterns	Anthropometrics; Mode of delivery; Birth weight; Adverse birth outcomes; Breastfeeding		
Huh	2011 <sup>181</sup>	USA	Pros. Obs.	Project Viva	Infancy	Feeding pattern	Introduction to solid food	Self-reported	BMI $\geq$ 95 <sup>th</sup> percentile for US reference database CDC
Huh	2012 <sup>79</sup>	USA	Pros. Obs.	Project Viva	Pregnancy and birth	Pregnancy complications	Mode of delivery	Medical report	BMI for age- and sex $\geq$ 95 <sup>th</sup> percentile CDC
Hummel	2021 <sup>136</sup>	USA; Finland; Germany; Sweden	Pros. Obs.	The Environmental Determinants of Diabetes in the Young (TEDDY) study	Infancy	Feeding patterns	Breastfeeding	Self-reported	BMI-SDS > 2, WHO growth curves
Hunt	2022 <sup>70</sup>	USA	Pros. Obs.	Environmental Influences on Child Health Outcomes (ECHO-FGS)	Preconception; Pregnancy and birth; Infancy	Sociodemographic; Physical; Feeding patterns	Age; Education; Anthropometrics; Gestational weight gain; Breastfeeding	Self-reported; medical report	BMI for age- and sex $\geq$ 95 <sup>th</sup> percentile CDC
Huus	2007 <sup>20</sup>	Sweden	Pros. Obs.	All Babies in Southeast Sweden (ABIS) study	Pregnancy and birth; Infancy	Sociodemographic; Birth anthropometrics	Age; Marital status; Adverse birth outcomes; BMI change	Self-reported	BMI > 30, Cole et al.
Huus	2008 <sup>182</sup>	Sweden	Pros. Obs.	All babies in Southeast Sweden (ABIS) study	Infancy	Feeding patterns	Breastfeeding	Self-reported	BMI cutoffs for age- and gender according to Cole et al.
Ingstrup	2012 <sup>183</sup>	Denmark	Pros. Obs.	The Danish national birth cohort (DNBC)	Pregnancy and birth	Maternal distress; Sociodemographic	Maternal distress and worrying; Socioeconomic status	Self-reported	BMI for age- and sex $\geq$ 95 <sup>th</sup> percentile by Cole et al.
Ino	2011 <sup>106</sup>	Japan	Retro. Obs.		Pregnancy and birth	Lifestyle	Smoking	Self-reported	BMI >25 and/or Degree of obesity (DO) >30%
Izadi	2013 <sup>145</sup>	Iran	Retro. Obs.	Childhood and Adolescence Surveillance and Prevention of Adult Noncommunicable disease Study CASPIAN-III	Infancy	Feeding patterns	Breastfeeding	Self-reported	BMI >95 <sup>th</sup> percentile Adult Treatment Panel III criteria modified for children and adolescents over weight
Janjua	2012 <sup>43</sup>	USA	Pros. Obs.		Preconception; Pregnancy and Birth	Lifestyle; Physical; Birth anthropometrics	Smoking; Anthropometrics Adverse birth outcomes	Self-reported	BMI for age and sex $\geq$ 95 <sup>th</sup> percentile CDC
Jing	2014 <sup>146</sup>	China	Pros. Obs.	The China family Panel Studies	Infancy	Feeding patterns	Breastfeeding	Self-reported	BMI for age and sex $\geq$ 95 <sup>th</sup> percentile CDC
Jwa	2014 <sup>125</sup>	Japan	Pros. Obs.	The longitudinal Survey of Babies in 21 <sup>st</sup> Century	Infancy	Feeding patterns	Breastfeeding; Formula feeding	Self-reported	Cut-offs according to IOTF
Kadawathag edara	2018 <sup>117</sup>	Norway	Pros. Obs.	Norwegian Mother and Child Cohort Study (MoBa)	Pregnancy and birth	Lifestyle	Dietary acrylamide intake	Self-reported	Cut-offs according to IOTF
Kapral	2018 <sup>44</sup>	USA	Retro. Obs.	Early Childhood Longitudinal Survey- Kindergarten Cohort 2011	Pregnancy and birth	Birth anthropometrics	Adverse birth outcomes	Self-reported	BMI age- and sex-specific percentiles and z-scores using the Centres for Disease Control and Prevention growth charts $\geq$ 95 <sup>th</sup> percentile
Kato	2014 <sup>45</sup>	Japan	Retro. Obs.		Pregnancy and birth; Infancy	Birth anthropometrics; Infant anthropometrics;	Adverse birth outcomes; Weight change; Height change	Self-reported; Medical records	$\geq$ 90 <sup>th</sup> percentile based on the reference values for Japanese children and $\geq$ 25 (kg/m <sup>2</sup> ), respectively
Kjaer	2019 <sup>25</sup>	USA	Pros. Obs.		Preconception; Pregnancy and birth; Infancy	Sociodemographic; Lifestyle; Birth anthropometrics; Feeding patterns	Anthropometrics; Age; Education; Depression; Birth weight; Breastfeeding	Self-reported	BMI for age z-score $\geq$ 95 <sup>th</sup> percentile of CDC growth charts

Klebanoff	2015 <sup>118</sup>	USA	Pros. Obs.	The Collaborative Perinatal Project	Pregnancy and birth	Lifestyle	Serum paraxanthine concentrations	Biochemical tests	BMI for age z-score $\geq 95^{\text{th}}$ percentile of CDC growth charts
LaGasse	2011 <sup>59</sup>	USA	Pros. Obs.	Maternal Lifestyle Study (MLS)	Preconception; Pregnancy and birth; Infancy	Sociodemographic; Physical; Birth anthropometrics; Infant anthropometrics	Alcohol consumption; Drug abuse; Adverse birth outcomes; Weight change	Self-reported; Medical records	BMI for age z-score $\geq 95^{\text{th}}$ percentile of CDC growth charts
Lavin	2018 <sup>80</sup>	Vietnam	Pros. Obs.	Young Lives	Pregnancy and birth	Sociodemographic; Lifestyle; Pregnancy complications;	Parity; Smoking; Mode of delivery	Self-reported	BMI relative to the World Health Organization (WHO) international growth standards, $>2$ SDs above the reference median
Lawrence	2016 <sup>46</sup>	USA	Pros. Obs.	Early Childhood Longitudinal Study-Birth Cohort (ECLS-B)	Pregnancy and birth	Birth anthropometrics	Adverse birth outcomes	Self-reported; Medical records	BMI for age z-score $\geq 95^{\text{th}}$ percentile of CDC growth charts
Layte	2014 <sup>26</sup>	Ireland	Pros. Obs.	The Child Benefit Register for the Republic of Ireland	Pregnancy and birth; Infancy	Sociodemographic; Lifestyle; Physical; Birth anthropometrics; Feeding patterns	Age; Social class; Parity; Ethnicity; Alcohol consumption ; Smoking; Birth weight; Adverse birth outcomes; Gestational weight gain; Breastfeeding	Self-reported; Medical records	International Obesity Task Force definitions
Leonard	2017 <sup>184</sup>	USA	Pros. Obs.	National Longitudinal Survey of Youth 1979 (NLSY79), Children and Young Adults (NLSY79-CYA) subcohort	Preconception	Physical	Anthropometrics	Medical reports	BMI for age z-score $\geq 95^{\text{th}}$ percentile of CDC growth charts
Li	2011 <sup>60</sup>	USA	Pros. Obs.	Early Childhood Longitudinal Study-Birth Cohort (ECLS-B)	Preconception; Pregnancy and birth; Infancy	Sociodemographic; Physical; Birth anthropometrics; Infant anthropometrics; Feeding patterns	Anthropometrics; Gestational weight gain; Adverse birth outcomes; Breastfeeding; Weight gain	Self-reported; Medical records	BMI for age z-score $\geq 95^{\text{th}}$ percentile of CDC growth charts
Li	2015 <sup>185</sup>	USA	Pros. Obs.	Kaiser Permanente Northern California study	Pregnancy and birth	Lifestyle	Caffeine consumption	Self-reported	BMI for age z-score $\geq 95^{\text{th}}$ percentile of CDC growth charts
Li	2020 <sup>186</sup>	USA	Pros. Obs.	Kaiser Permanente Northern California study	Pregnancy and birth	Pregnancy complications	Maternal infection; Prenatal antibiotics	Medical records	BMI for age z-score $\geq 95^{\text{th}}$ percentile of CDC growth charts
Liu	2017 <sup>153</sup>	USA	Pros. Obs.	The Infant Feeding Practices Study II	Infancy	Infant anthropometrics	BMI change	Self-reported; Medical records	BMI for age z-score $\geq 95^{\text{th}}$ percentile of CDC 2000 growth charts
Liu	2019 <sup>187</sup>	USA	Pros. Obs.		Pregnancy and birth	Physical	Gestational weight gain	Self-reported	BMI for age z-score $\geq 95^{\text{th}}$ percentile of CDC 2000 growth charts
Loaiza	2011 <sup>47</sup>	Chile	Pros. Obs.		Pregnancy and birth	Sociodemographic; Birth anthropometrics	Education; Adverse birth outcomes	Self-reported	BMI for age z-score $\geq 95^{\text{th}}$ percentile of CDC growth charts
Lowe	2018 <sup>94</sup>	USA	Pros. Obs.	Hyperglycemia and Adverse Pregnancy Outcome Follow Up Study (HAPO FUS)	Pregnancy and birth	Pregnancy complications	Gestational diabetes	Biochemical tests	International Obesity Task Force (IOTF) definitions



Lowe	2019 <sup>95</sup>	Thailand; Barbados; USA; UK; China; Israel; Canada	Pros. Obs.	Hyperglycemia and Adverse Pregnancy Outcome Follow Up Study (HAPO FUS)	Pregnancy and birth	Pregnancy complications	Gestational diabetes	Biochemical tests	International Obesity Task Force definitions
Mardones	2008 <sup>28</sup>	Chile	Pros. Obs.		Pregnancy and birth	Sociodemographic; Birth anthropometrics	Education; Gestational age at birth; Birth weight; Birth length		BMI for age z-score $\geq 95^{\text{th}}$ percentile of CDC growth charts
Mardones	2014 <sup>27</sup>	Chile	Retro. Obs.		Pregnancy and birth	Birth anthropometrics	Birth weight; Birth length	Self-reported	BMI $\geq 95^{\text{th}}$ percentile CDC
Margetaki	2022 <sup>163</sup>	Greece	Pros. Obs.	The RHEA study	Pregnancy and birth	Pregnancy complications	Prenatal antibiotics	Self-reported	International Obesity Task Force definitions
Martin	2013 <sup>142</sup>	Belarus	Intervention Study	Promotion of Breastfeeding Intervention Trial	Infancy	Feeding patterns	Breastfeeding	Self-reported	BMI for age z-score $\geq 95^{\text{th}}$ percentile of CDC 2000 growth charts
Martin	2017 <sup>143</sup>	Belarus	Intervention Study	Promotion of Breastfeeding Intervention Trial	Infancy	Feeding patterns	Breastfeeding	Self-reported	BMI for age z-score $\geq 95^{\text{th}}$ percentile of CDC 2000 growth charts
Masukume	2019a <sup>87</sup>	New Zealand	Pros. Obs.	Growing Up in New Zealand cohort	Pregnancy and birth	Pregnancy complications	Mode of delivery	Medical records	International Obesity Task Force definitions
Mayer-Davis	2006 <sup>137</sup>	USA	Retro. Obs.	Growing Up Today Study	Infancy	Feeding patterns	Breastfeeding; Formula feeding	Self-reported	BMI for age z-score $\geq 95^{\text{th}}$ percentile of CDC growth charts
McCrary	2012 <sup>63</sup>	Ireland	Retro. Obs.	Growing Up in Ireland Study	Pregnancy and birth; Infancy	Birth anthropometrics; Feeding patterns	Gestational age; Breastfeeding	Self-reported	International Obesity Task Force definitions
Mehta	2012 <sup>48</sup>	USA	Retro. Obs.		Preconception; Pregnancy and birth	Physical; Pregnancy complications; Birth anthropometrics	Anthropometrics; Gestational diabetes; Adverse birth outcomes	Medical records	BMI $\geq 95^{\text{th}}$ percentile CDC
Metzger	2010 <sup>126</sup>	USA	Pros. Obs.		Infancy	Feeding patterns	Breastfeeding	Self-reported	BMI $\geq 95^{\text{th}}$ percentile CDC
Michels	2007 <sup>147</sup>	USA	Pros. Obs.	Nurses' Mothers' Cohort Study	Infancy	Feeding patterns	Breastfeeding	Self-reported	BMI $\geq 30$ kg/m <sup>2</sup>
Mizutani	2007 <sup>107</sup>	Japan	Pros. Obs.	Project Enzan	Pregnancy and birth	Lifestyle	Smoking; Diet; Physical activity; Sleep	Self-reported; Medical records	Definition used from Poskitt et al (European Obesity Group)
Monteiro	2003 <sup>65</sup>	Brazil	Pros. Obs.		Pregnancy and birth; Infancy	Birth anthropometrics; Infant anthropometrics;	Birth weight; Adverse birth outcomes; Weight change; Height change; BMI change; Skinfolds	Medical records; Non-specified	Obesity was defined by the presence of overweight in 1997 plus both tricipital and subscapular skinfolds 90th percentile of NHANES I, as assessed in 1998.
Morovic	2019 <sup>138</sup>	Croatia	Retro. Obs.	WHO Europe Childhood Obesity Surveillance Initiative	Infancy	Feeding patterns	Breastfeeding	Self-reported	WHO criteria
Moss	2014 <sup>127</sup>	USA	Pros. Obs.		Infancy	Feeding patterns	Introduction to solid food; Breastfeeding	Self-reported	BMI $\geq 95^{\text{th}}$ percentile CDC
Mueller	2015 <sup>81</sup>	USA	Pros. Obs.	Columbia Center for Children's Environmental Health Mothers and Newborn Study	Pregnancy and birth	Pregnancy complications	Mode of delivery; Prenatal antibiotics	Medical records	BMI $\geq 95^{\text{th}}$ percentile CDC
Navarro	2020 <sup>108</sup>	Ireland	Pros. Obs.	Lifeways Cross-Generation Cohort Study	Preconception; Pregnancy and birth	Lifestyle; Physical	Alcohol consumption;	Self-reported	International Obesity Task Force definitions

							Smoking; Diet; Physical activity; Anthropometrics		
Nehring	2013 <sup>96</sup>	Germany	Retro. Obs.	German Perinatal Prevention of Obesity cohort	Pregnancy and birth	Pregnancy complications	Gestational diabetes	Medical records; Biochemical tests	International Obesity Task Force definitions
Noda	2022 <sup>18</sup>	Japan	Pros. Obs.		Preconception	Lifestyle	Physical activity	Self-reported	BMI $\geq 95^{\text{th}}$ percentile CDC reference Japanese children
Ochoa	2007 <sup>148</sup>	Spain	Retro. Obs.		Pregnancy and birth; Infancy	Birth anthropometrics; Feeding patterns	Adverse birth outcomes; Breastfeeding	Self-reported	BMI $> 97^{\text{th}}$ percentile Spanish reference data
O'Connor	2020 <sup>29</sup>	USA	Pros. Obs.	Family Life Project	Preconception; Pregnancy and birth; Infancy	Lifestyle; Physical; Birth anthropometrics; Infant anthropometrics; Feeding patterns	Smoking; Birth weight; Anthropometrics; Gestational age at birth; Smoking	Self-reported; Medical records	BMI $\geq 95^{\text{th}}$ percentile CDC
Oken	2007 <sup>71</sup>	USA	Pros. Obs.	Project Viva	Pregnancy and birth	Physical	Gestational weight gain	Self-reported	BMI $\geq 95^{\text{th}}$ percentile CDC with US national reference population
Oken	2008 <sup>72</sup>	USA	Pros. Obs.	Growing Up Today Study cohort	Pregnancy and birth	Physical	Gestational weight gain	Self-reported	BMI $\geq 95^{\text{th}}$ percentile CDC
Oken	2009 <sup>73</sup>	USA	Pros. Obs.	Project Viva	Pregnancy and birth	Physical	Gestational weight gain	Self-reported	BMI $\geq 95^{\text{th}}$ percentile CDC
Ouyang	2016 <sup>49</sup>	USA	Pros. Obs.	US Collaborative Perinatal Project	Preconception; Pregnancy and birth	Physical; Pregnancy complications	Gestational weight gain; Placental weight; Gestational diabetes; Adverse birth outcomes.	Self-reported; Medical records	BMI $\geq 95^{\text{th}}$ percentile CDC
Palma dos Reis	2022 <sup>109</sup>	Portugal	Pros. Obs.	Generation XXI Birth Cohort	Preconception; Pregnancy and birth	Pregnancy complications; Physical; Lifestyle	Pre-eclampsia; Anthropometrics; Smoking	Self-reported; medical report	According to the WHO criteria: class 1 (BMI 30-35), class 2 (BMI 35-40), Class 3 (BMI $>40$ )
Pan	2019 <sup>50</sup>	China	Retro. Obs.		Pregnancy and birth	Birth anthropometrics	Adverse birth outcomes	Medical records	Weight-for-length/height Z score $\geq 95$ percentiles using WHO growth charts
Park	2015 <sup>128</sup>	South Korea	Retro. Obs.		Infancy	Feeding patterns	Breastfeeding	Self-reported	1) BMI values $\geq 95^{\text{th}}$ percentile using an age- and gender-specific reference growth chart for Korean children, 2) children with BMI $> 25$ kg/m <sup>2</sup> , 3) based on percent body fat, children with $\geq 20\%$ body fat for boys and $\geq 28\%$ body fat for girls
Parker	2012 <sup>30</sup>	USA	Pros. Obs.	Project Viva	Pregnancy and birth	Pregnancy complications; Birth anthropometrics	Fetal growth; Birth weight	Medical records	BMI $\geq 95^{\text{th}}$ percentile CDC
Pattison	2019 <sup>129</sup>	USA	Pros. Obs.	First Baby Study	Infancy	Feeding patterns	Breastfeeding	Self-reported	BMI $\geq 95^{\text{th}}$ percentile CDC
Pei	2014 <sup>82</sup>	Germany	Pros. Obs.	Influences of Lifestyle-Related Factors on the Immune System and the Development of Allergies in Childhood plus Air	Pregnancy and birth	Pregnancy complications	Mode of delivery	Self-reported	BMI $\geq 95^{\text{th}}$ percentile for age and sex using World Health Organization reference data

				Pollution and Genetics (LISApplus)					
Pettitt	1983 <sup>97</sup>	USA	Pros. Obs.		Pregnancy and birth	Pregnancy complications	Gestational diabetes	Medical records	At least 140% of their desirable weight
Pettitt	1998 <sup>98</sup>	USA	Pros. Obs.		Pregnancy and birth	Pregnancy complications	Gestational diabetes	Self-reported	Not given
Pitchika	2016 <sup>188</sup>	USA, Finland, Germany, Sweden	Pros. Obs.	The Environmental Determinants of Diabetes in the Young (TEDDY)	Pregnancy and birth	Pregnancy complications	Gestational diabetes	Self-reported	BMI SDS >2 according to WHO recommendations
Power	2002 <sup>110</sup>	UK	Pros. Obs.		Pregnancy and birth	Lifestyle	Smoking	Self-reported	BMI ≥90 <sup>th</sup> percentile in study sample
Ralphs	2021 <sup>88</sup>	UK	Pros. Obs.	Born in Bradford (BiB)	Pregnancy and birth	Pregnancy complications	Mode of delivery	Medical records	BMI ≥95 <sup>th</sup> percentile by UK growth charts
Reilly	2005 <sup>14</sup>	UK	Pros. Obs.	Avon Longitudinal Study of Parents and Children (ALSPAC)	Preconception; Pregnancy and birth; Infancy	Lifestyle; Physical; Birth anthropometrics; Feeding patterns	Smoking; Anthropometrics; Birth weight; Weight change; Introduction to solid food; Breastfeeding	Self-reported; Medical records	BMI ≥95 <sup>th</sup> percentile (UK reference data)
Reynolds	2014 <sup>99</sup>	Ireland	Retro. Obs.	Growing Up in Ireland Study	Pregnancy and birth; Infancy	Lifestyle; Feeding patterns	Smoking; Adverse birth outcomes; Breastfeeding	Self-reported	BMI ≥95 <sup>th</sup> percentile by Cole et al.
Rifas-Shiman	2021 <sup>89</sup>	Belarus	Intervention Study	Promotion of Breastfeeding Intervention Trial	Pregnancy and birth	Pregnancy complications	Mode of delivery	Self-reported	BMI ≥95 <sup>th</sup> CDC
Rooney	2011 <sup>51</sup>	USA	Pros. Obs.		Pregnancy and birth; Infancy	Lifestyle; Physical; Birth anthropometrics; Infant anthropometrics	Smoking; Gestational weight gain; Mode of delivery; Adverse birth outcomes; Weight change	Medical records	CDC BMI ≥85 <sup>th</sup> percentile
Rotevatn	2021 <sup>52</sup>	Denmark	Pros. Obs.		Preconception; Pregnancy and birth; Infancy	Sociodemographic; Environmental; Physical; Birth anthropometrics; Infant anthropometrics	Education; Income; Parity; Anthropometrics; Smoking; Mode of Delivery; Adverse birth outcomes; Weight change	Medical records	International Obesity Task Force definitions
Roy	2015 <sup>154</sup>	USA	Pros. Obs.	A Study of the Genetic Causes of Complex Pediatric Disorders at the Children's Hospital of Philadelphia	Pregnancy and birth; Infancy	Pregnancy complications; Birth anthropometrics; Infant anthropometrics	Gestational diabetes; Birth weight; BMI change	Medical records	CDC BMI Z-score ≥ 95 <sup>th</sup> percentile
Sakurai	2022 <sup>162</sup>	Japan	Pros. Obs.	The Japan Environment and Children's Study (JECS)	Pregnancy and birth	Pregnancy complications	Prenatal antibiotics	Self-reported	BMI-for-age ≥95 <sup>th</sup> percentile according to Japanese growth charts
Sartorius	2020 <sup>53</sup>	South Africa	Retro. Obs.	The South African National Income Dynamics Study (NA-NIDS)	Pregnancy and birth	Birth anthropometrics	Adverse birth outcomes		Weight-for-length z-score BMI-for-age z-score of >SDS according to WHO growth charts
Seipel	2013 <sup>66</sup>	USA	Registry Study	National Longitudinal Survey of Youth	Pregnancy and birth; Infancy	Sociodemographic; Lifestyle; Physical; Birth anthropometrics; Feeding patterns	Age; Education; Alcohol consumption; Smoking; Drug abuse; Gestational weight gain; Mode of delivery;	Self-reported; Medical records	CDC BMI ≥95 <sup>th</sup> percentile

							Adverse birth outcomes; Breastfeeding		
Shankaran	2010 <sup>31</sup>	USA	Pros. Obs.	Maternal Lifestyle Study (MLS)	Pregnancy and birth	Lifestyle; Physical; Pregnancy complications; Birth anthropometrics	Ethnicity; Education; Smoking; Alcohol consumption; Drug use; Anthropometrics; Birth weight; Adverse birth outcomes	Non-specified	CDC BMI $\geq 95^{\text{th}}$ percentile
Sharma	2008 <sup>16</sup>	USA	Registry Study	Centers for Disease Control and Prevention's Pregnancy Nutrition Surveillance System (PNSS) and Pediatric Nutrition Surveillance System (PedNSS)	Preconception; Pregnancy and birth	Lifestyle	Smoking	Self-reported; Medical records	BMI $\geq 95^{\text{th}}$ percentile CDC
Shehadeh	2008 <sup>130</sup>	Israel	Retro. Obs.		Pregnancy and birth; Infancy	Birth anthropometrics; Feeding patterns	Birth weight; Birth length; Breastfeeding	Medical records	BMI $\geq 95^{\text{th}}$ percentile
Shi	2013 <sup>32</sup>	Canada	Retro. Obs.	Canadian Health Measures Survey (2007-2009) (CHMS-cycle 1)	Pregnancy and birth; Infancy	Lifestyle; Birth anthropometrics; Feeding patterns	Smoking; Birth weight; Breastfeeding	Self-reported; Medical records	According to WHO, BMI Z-score $> 2$ SD above the mean ( $\geq 97.7^{\text{th}}$ percentile)
Shields	2006 <sup>149</sup>	Australia	Pros. Obs.	Mater-University Study of Pregnancy cohort	Infancy	Feeding patterns	Breastfeeding	Self-reported	BMI $\geq 95^{\text{th}}$ percentile by Cole et al. (UK growth charts)
Si	2022 <sup>83</sup>	China	Pros. Obs.		Pregnancy and birth	Pregnancy complications	Mode of delivery	Medical records	Weight-for-height $> 3$ SD above WHO Child Growth Standards median
Simpson	2017 <sup>121</sup>	UK	Pros. Obs.	Avon Longitudinal Study of Parents and Children (ALSPAC)	Pregnancy and birth	Cord blood biomarkers; Birth anthropometrics	Lipids; Birth weight	Medical records; Biochemical tests	International Obesity Task Force definitions by UK 1990 British growth reference
Sitarik	2020 <sup>84</sup>	USA	Pros. Obs.	Wayne County Health Environment Allergy and Asthma Longitudinal Study (WHEALS)	Pregnancy and birth	Pregnancy complications	Mode of delivery	Medical records	CDC BMI $\geq 95^{\text{th}}$ percentile
Skledar	2015 <sup>33</sup>	Croatia	Pros. Obs.		Pregnancy and birth; Infancy	Birth anthropometrics; Feeding patterns	Birth weight; Birth length; Breastfeeding	Self-reported; Medical records	$\geq 95^{\text{th}}$ percentile BMI-for-age growth charts CDC and Croatian Society for Paediatric Endocrinology
Smego	2017 <sup>155</sup>	USA	Pros. Obs.		Infancy	Infant anthropometrics	Weight change	Medical records	CDC BMI $\geq 95^{\text{th}}$ percentile
Sorrow	2019 <sup>122</sup>	USA	Pros. Obs.		Pregnancy and birth	Cord blood biomarkers	Metabolomics	Medical records	Weight-for-height Z-scores $\geq 95^{\text{th}}$ percentile CDC
Suzuki	2009 <sup>111</sup>	Japan	Pros. Obs.	Project Koshu	Pregnancy and birth	Lifestyle	Smoking; Diet; Sleep	Self-reported	Childhood obesity definition as in Cole 2000
Tambalis	2018 <sup>139</sup>	Greece	Retro. Obs.		Infancy	Feeding patterns	Breastfeeding	Self-reported	International Obesity Task Force definitions
Taveras	2009 <sup>189</sup>	USA	Pros. Obs.	Project Viva	Pregnancy and birth; Infancy	Birth anthropometrics; Infant anthropometrics	Birth weight; Birth length; Weight change; Height change; BMI change	Medical records	BMI $\geq 95^{\text{th}}$ percentile CDC
Taveras	2011 <sup>156</sup>	USA	Registry Study		Infancy	Infant anthropometrics	Weight change	Medical records	BMI for age z-score $\geq 95^{\text{th}}$ percentile CDC

Thaware	2015 <sup>190</sup>	UK	Pros. Obs.	Hyperglycemia and Adverse Pregnancy Outcome (HAPO) study	Pregnancy and birth	Pregnancy complications;	Gestational diabetes	Medical records; Biochemical tests	BMI z-score $\geq 95^{\text{th}}$ percentile
Thaware	2018 <sup>191</sup>	UK	Pros. Obs.	Hyperglycemia and Adverse Pregnancy Outcome (HAPO) study	Pregnancy and birth	Physical	Lipids	Medical records	BMI z-score $\geq 95^{\text{th}}$ percentile
Toschke	2002 <sup>54</sup>	Czech Republic	Registry Study		Pregnancy and birth; Infancy	Birth anthropometrics; Feeding patterns	Adverse birth outcomes; Breastfeeding	Self-reported	BMI for age z-score $> 97^{\text{th}}$ percentile based on the study population sample
Toschke	2007 <sup>140</sup>	UK	Pros. Obs.	Avon Longitudinal Study of Parents and Children (ALSPAC)	Infancy	Feeding patterns	Breastfeeding	Self-reported	International Obesity Task Force definitions
Turner	2021 <sup>34</sup>	UK	Retro. Obs.	Aberdeen Maternity and Neonatal Databank (AMND) and Study of Trends in Obesity in North East Scotland (STONES)	Pregnancy and birth	Pregnancy complications; Birth anthropometrics	Fetal growth; Birth weight	Medical records	International Obesity Task Force definitions
Vafeiadi	2015 <sup>192</sup>	Greece	Pros. Obs.	The RHEA study	Pregnancy and birth	Environmental	Persistent organic pollutants exposure	Biochemical tests	International Obesity Task Force definitions
Vafeiadi	2016 <sup>193</sup>	Greece	Pros. Obs.	The RHEA study	Pregnancy and birth	Environmental	Endocrine-disrupting chemical exposure	Biochemical tests	International Obesity Task Force definitions
Van Rossem	2011 <sup>131</sup>	USA	Pros. Obs.	Project Viva	Infancy	Feeding patterns	Breastfeeding	Self-reported	BMI $\geq 95^{\text{th}}$ percentile CDC
Vehapoglu	2017 <sup>35</sup>	Turkey	Pros. Obs.		Pregnancy and birth	Birth anthropometrics	Birth weight	Self-reported	BMI $\geq 95^{\text{th}}$ percentile according to Cole et al.
Ventura	2020 <sup>12</sup>	USA	Pros. Obs.	Infant Feeding Practices Study II (IFPS II) and Year 6 Follow-Up (Y6FU)	Preconception; Pregnancy and birth; Infancy	Physical; Sociodemographic; Birth anthropometrics; Infant anthropometrics; Feeding patterns	Prepregnancy BMI; Age; Anthropometrics; Ethnicity; Education; Marital status; Income; Parity; Birth weight; Gestational age; Introduction to solid food	Self-reported	BMI for age z-score $\geq 95^{\text{th}}$ percentile CDC
Von Kries	2002 <sup>36</sup>	Germany	Retro. Obs.		Pregnancy and birth; Infancy	Lifestyle; Birth anthropometrics; Feeding patterns	Smoking; Birth weight; Introduction to solid food; Breastfeeding	Self-reported	BMI $> 97^{\text{th}}$ percentile based on European Childhood Obesity group with German reference values
Wallby	2017 <sup>141</sup>	Sweden	Registry study		Pregnancy and birth; Infancy	Sociodemographic; Physical; Feeding patterns	Age; Education; Parity Anthropometrics; Breastfeeding	Medical reports	Defined according to Cole et al.
Wang	2014 <sup>112</sup>	USA	Pros. Obs.	National Institute of Child Health and Human Development Study (NICHD)	Pregnancy and birth	Lifestyle	Smoking	Self-reported	BMI z-score $\geq 95^{\text{th}}$ percentile CDC
Wang	2017 <sup>132</sup>	USA	Pros. Obs.	National Institute of Child Health and Human Development (NICHD) Study of Early Child Care and Youth Development (SECCYD)	Infancy	Feeding patterns	Breastfeeding	Medical reports	BMI z-score $\geq 95^{\text{th}}$ percentile CDC

Wang	2018 <sup>164</sup>	USA	Pros. Obs.	US Collaborative Perinatal Project	Pregnancy and birth	Pregnancy complications	Prenatal antibiotics	Self-reported	BMI z-score $\geq 95^{\text{th}}$ percentile CDC
Wang	2022 <sup>37</sup>	China	Retro. Obs.		Preconception; Pregnancy and birth	Birth anthropometrics; Physical	Prepregnancy BMI; Gestational weight gain; Birth weight	Self-reported	For children below 5 BMI Z-score $> 3\text{SD}$ of WHO growth standards; for children above 5 BMI z-score $> 2\text{SD}$ than reference median; IOTF criteria for children 2-18yrs, obesity as over BMI of 30 kg/m <sup>2</sup> ; China criteria obesity as BMI over 28 kg/m <sup>2</sup>
Warner	2013 <sup>194</sup>	USA	Pros. Obs.	The Health Assessment of Mothers and Children of Salinas (CHAMACOS) study	Pregnancy and birth	Environmental	Pesticide exposure	Biochemical tests	BMI $\geq 95^{\text{th}}$ percentile CDC
Weber	2014 <sup>167</sup>	Belgium Germany Italy Poland Spain	Intervention study	Childhood Obesity Project	Infancy	Feeding patterns	Formula feeding	Medical records	International Obesity Task Force definitions
Wen	2022 <sup>120</sup>	USA	Pros. Obs.	Infant Feeding Practices Study II	Pregnancy and birth	Sociodemographic	Education; Income	Self-reported	BMI for age z-score $\geq 95^{\text{th}}$ percentile CDC
Whitaker	1998 <sup>195</sup>	USA	Pros. Obs.		Preconception; Pregnancy and birth	Physical; Pregnancy complications;	Anthropometrics; Gestational diabetes	Medical records	BMI Z-scores $\geq 85^{\text{th}}$ percentile
Widen	2016 <sup>74</sup>	USA	Pros. Obs.	Colombia Center for Children's Environmental Health Mothers and Newborns Study	Preconception; Pregnancy and birth	Physical	Anthropometrics; Gestational weight gain	Self-reported	BMI for age z-score $\geq 95^{\text{th}}$ percentile CDC
Wojcicki	2015 <sup>13</sup>	USA	Retro. Obs.	Pregnancy Risk Assessment Monitoring System	Preconception; Pregnancy and birth; Infancy	Sociodemographic; Physical; Lifestyle Feeding patterns	Age; Ethnicity; Education; Income; Smoking; Marital status; Anthropometrics; Breastfeeding	Self-reported	BMI $\geq 95^{\text{th}}$ percentile (age and sex-specific)
Wright	2009 <sup>196</sup>	USA	Pros. Obs.	Project Viva	Pregnancy and birth	Pregnancy complications	Gestational diabetes	Medical records	BMI $> 95^{\text{th}}$ percentile CDC
Wroblewska-Senuik	2009 <sup>197</sup>	Poland	Pros. Obs.		Pregnancy and birth	Pregnancy complication	Gestational diabetes	Self-reported	BMI $\geq 95^{\text{th}}$ percentile for gender and age based on Polish reference growth charts
Yamakawa	2013 <sup>133</sup>	Japan	Pros. Obs.	Longitudinal Survey of Babies in the 21st Century	Infancy	Feeding Patterns	Breastfeeding	Self-reported	International Obesity Task Force definitions
Yuan	2016 <sup>85</sup>	USA	Pros. Obs.	the Growing Up Today Study	Pregnancy and birth	Pregnancy complications	Mode of delivery	Self-reported	International Obesity Task Force definitions
Zarrati	2013 <sup>57</sup>	Iran	Retro. Obs.		Pregnancy and birth	Birth anthropometrics	Birth weight; Adverse birth outcomes	Self-reported	Age- and sex-specific BMI $> 95^{\text{th}}$ percentile CDC
Zhang	2022 <sup>198</sup>	China	Registry study	Tianjin mother-child cohort	Preconception	Physical	Pre-pregnancy weight	Medical records	BMI $\geq 95^{\text{th}}$ percentile of WHO growth standards
Zhou	2011 <sup>38</sup>	China	Retro. Obs.		Pregnancy and birth; Infancy	Pregnancy complication; Birth anthropometrics; Lifestyle; Feeding Patterns;	Prenatal music exposure; Mode of delivery; Birth weight; Introduction to solid food	Self-reported	International Obesity Task Force definitions

