

1 **Evaluating the Effectiveness of a Population-Level Health Intervention to Increment HCV**  
2 **Treatment Coverage in Tuscany Region, Italy: An Interrupted Time Series Analysis.**

3

4 **Short title:** HCV treatment coverage in Italy

5

6 Chiara Seghieri<sup>1</sup>, Luca Ceccarelli<sup>1-2\*</sup>, Costanza Tortù<sup>1</sup>, Lara Tavoschi<sup>2</sup>

7 1. Management and Healthcare Laboratory, Sant'Anna School of Advanced Studies, Pisa, Italy

8 2. Department of Translational Research and New Technologies in Medicine and Surgery, University of Pisa, Pisa,  
9 Italy

10 \*corresponding author

11 Email: [luca.ceccarelli15@studio.unibo.it](mailto:luca.ceccarelli15@studio.unibo.it)

12

13 **Abstract**

14 Worldwide, an estimated 71.1 million people are chronically infected with the Hepatitis C virus (HCV). The  
15 advent of direct-acting antivirals (DAAs) has made possible the definition of elimination targets by 2030. This  
16 study aimed to evaluate the effectiveness of a population-level health intervention to expand access to HCV  
17 treatment in the Tuscany Region, Italy.

18 We used individual-level administrative data from the Tuscany region, collected between January 2015 and  
19 December 2022. Data include monthly observations on i) the number of serological tests to detect HCV, ii) the  
20 number of PCR tests to detect HCV and, iii) the number of prescriptions of direct-acting antivirals against HCV.

21 We implemented an Interrupted Time Series (ITS) model, where the primary outcome was the number of  
22 monthly prescriptions of direct-acting antivirals, while the number of tests to detect HCV were included as  
23 control variables. The analysis was implemented i) in the general population, ii) in specific sub-population  
24 groups.

25 Results show that the health intervention promoted by the Tuscany Regional Health Authority was highly  
26 effective in increasing DAAs treatment coverage in the general population, while no significant effects were  
27 observed among sub-population groups.

28 Findings of this study provide evidence to support policies at national and subnational levels to booster HCV  
29 screening and simplify access to DAA prescriptions.

30

31 **Keywords:** HCV; DAA treatment; interrupted time series; HCV screening; HCV diagnosis; health policy evaluation

32

33

34

35

**NOTE:** This preprint reports new research that has not been certified by peer review and should not be used to guide clinical practice.

## 36 INTRODUCTION

37

38 Acute and chronic hepatitis can be brought on by the hepatitis C virus (HCV), which increases the risk  
39 of cirrhosis, liver cancer, and death<sup>1-2</sup>. An estimated 3.9 million people in the European  
40 Union/Economic European Area (EU/EEA) are among the 57.8 million people with HCV<sup>3</sup> who are  
41 chronically infected worldwide. Due to the fact that chronic HCV infection is frequently asymptomatic,  
42 a significant number of infected individuals go undiagnosed<sup>4</sup>. The prevalence of HCV is unequally  
43 distributed throughout the population, with people living in prison (PLP), people who use drugs  
44 (PWUD), people living with HIV-positive (PLHIV), or people with certain chronic illnesses (e.g. patients  
45 undergoing hemodialysis, diabetics, or those who received blood or other products of human origin)  
46 being disproportionately affected<sup>5</sup>. At present, no studies have evaluated the effectiveness of  
47 population-level health policies implemented to increment HCV test and treatment coverages in Italy.  
48 According to the available evidence<sup>6-11</sup>, an estimated 398,610 people in Italy (1.7% of the population)  
49 have active HCV infection, with central regions having the highest prevalence (0.88%), followed by  
50 southern and island regions (0.72% and 0.67%), and northern regions (0.54%)<sup>12-13</sup>. Existing surveillance  
51 for viral hepatitis in Italy only monitors acute cases<sup>8</sup>, thus limiting the system's ability to assess the  
52 burden of both acute asymptomatic and chronic illness. Large clinical cohort studies were established  
53 to foster research initiatives, primarily on clinical grounds<sup>12</sup>. Epidemiological research using  
54 administrative health information and data linkage approaches have been rarely used to overcome  
55 the lack of data. A data-linkage study was carried out in Tuscany, a region with more than 3 million  
56 inhabitants, to estimate the prevalence of people with chronic HCV infection and in need of treatment  
57 by the end of 2015<sup>14</sup>. This and other seroprevalence studies conducted in Italy<sup>15</sup>, concur to an  
58 estimated prevalence of 1%.

59 The HCV elimination targets by 2030, including a decrease in the percentage of undiagnosed cases  
60 and an increase in treatment coverage, were made achievable by the development of direct-acting  
61 antivirals (DAA). The World Health Organization (WHO) defined numerous targets along the

62 continuum of care for HCV to help reach this goal, including the diagnosis and treatment of 90% of  
63 persons with chronic HCV infection by 2030<sup>16</sup>. The European Office of the WHO has developed a  
64 Regional Action Plan that prioritizes efforts to combat disease and adapt global targets to the regional  
65 epidemiological context<sup>17</sup>. The Italian National Plan for the Prevention of Viral Hepatitis (PNEV),  
66 approved by the Italian Ministry of Health in 2015<sup>18</sup>, included the global and regional objectives for  
67 HCV eradication.

68 Since 2014, patients with severe diseases in Italy have been entitled to receive free therapy at the  
69 point of care upon a specialist's prescription. Through a monitoring registry for DAAs, the Italian  
70 Medicines Agency (AIFA) keeps track of new patients who start receiving medication  
71 (<https://www.aifa.gov.it/aggiornamento-epatite-c>). With the 2017 AIFA resolution, expanded access  
72 to DAA has been achieved in Italy<sup>19</sup> and a national registry of patients initiating treatment was  
73 established and updated regularly. At regional level, in Tuscany a triennial regional action plan was  
74 launched in 2018 with the aim of raising the treatment coverage and contributing to the elimination  
75 of HCV in the region<sup>20</sup>. The plan foresaw more than 6,000 HCV chronically infected individuals to be  
76 treated every year up to 2020. Yet, identification of infected individuals and linkage to care posed a  
77 challenge to the achievement of elimination targets. A national one-time screening program<sup>23</sup> was  
78 launched at the end of 2021 with a focus on PLP, PWUD, and the birth cohorts from 1969 to 1989,  
79 approximately corresponding to the people aged between 33 and 53.

80 Given these premises, the goal of this study is twofold: a) to evaluate the effectiveness of the  
81 population-level health interventions implemented since 2018 in Tuscany to expand access to HCV  
82 treatment b) to evaluate the impact of COVID-19 pandemic on the regional action plan. Interrupted  
83 time series analysis was applied on the monthly time series health administrative data to evaluate the  
84 effect of the regional plan. Study results provide valuable evidence for decision-makers including  
85 recommendations on further interventions that may be needed.

86

## 87 MATERIAL AND METHODS

88

### 89 Tuscany Regional Healthcare System

90 The National Health Service (NHS) is the national healthcare system in Italy. There are three tiers to  
91 the system organization: local, regional, and national. The national level is in charge of defining the  
92 overarching goals and core values of the NHS. The two Autonomous Provinces (R&AP) and the 19  
93 regions are in charge of planning and executing the provision of healthcare. Local health authorities  
94 (LHAs) in each region are responsible for providing primary care, public health services, community  
95 health services, and specialized treatment either directly or through public hospitals or private  
96 providers with accreditation. Each LHA's geographic area is further subdivided into Health Care  
97 Districts (HCD), which are in charge of offering primary care and public health services<sup>24</sup>.

98 The Italian health care system provides free care to every citizen who has a specific code for exemption  
99 from healthcare costs (exemption code). Exemption codes may be given to individuals after the  
100 diagnosis of a specific disease (e.g. HCV) or because of a particular socio-medical condition requiring  
101 tailored care and treatments (e.g. problematic drug use, imprisonment).

102 Tuscany is a region of central Italy that counts 3,673,347 inhabitants with three LHA (North-West,  
103 Center, South-East) and four university hospitals, to which 12 territories (provinces) refer. In Tuscany,  
104 about 90% of healthcare services are delivered by entities that are either public providers or private  
105 accredited providers. In the region there are 14 prisons, 40 harm reduction services (SerD) and 16  
106 recognized non-governmental organizations (NGOs) that provide services to PWUD. The LHA (Ausl),  
107 3 in Tuscany region, are territorial branches of the regional health service and guarantee the  
108 homogeneity of assistance in the different areas of the region. Divided into district-areas, they provide  
109 for the management and planning of the activities defined in the uniform and essential levels of care,  
110 including socio-medical services with high health integration, health services of social relevance and  
111 social assistance activities delegated to local authorities.

112

113 **Sources of data**

114 We used individual-level administrative data from the Tuscany region, collected between January  
115 2015 and December 2022. The system can track each healthcare service, identified in the system by a  
116 unique code, provided to each individual, identified in the system by a unique personal identifier  
117 (alphanumeric code). However, outcomes of the services provided (e.g., exams' results) were not  
118 available in the system in line with current national and regional privacy regulations.

119 All data recorded in the Tuscan healthcare administrative databases are pseudo-anonymized at the  
120 Regional Health Information System Office whereby each individual is assigned a unique identifier.  
121 The study was carried out in compliance and accordance with the General Data Protection Regulation  
122 (2016/679) and the Italian Legislative Decree No. 196/2003 ("Personal Data Protection Code ") within  
123 the project OPT-HepaC - Optimisation of diagnosis and treatment pathways for HCV in Tuscany – a 3-  
124 year project funded by Bando Ricerca Salute 2018 of Tuscany Region (Italy) for supporting the regional  
125 bodies in the implementation of the HCV regional plan for 2018-2020 (DGR397/2018) (ethical approval  
126 received by the Regional Ethics Committee of Tuscany Region).

127

128 We used four sources of data: (i) outpatient care data (SPA); (ii) drug prescription data (SPF and FES);  
129 (iii) exemption codes data flow (RFC 192); and (iv) data about socio-demographic information on all  
130 individuals enrolled in the Tuscan healthcare system, including sex, date of birth, and date of death.

131

132 **Data manipulation**

133 We built a dataset that included monthly observations - collected between January 2015 and  
134 December 2022 - on i) the number of serological tests to detect HCV (SPA) ii) the number of PCR tests  
135 to detect HCV (SPA) and iii) the number of prescriptions of direct-acting antivirals (SPF and FES).

136 Individuals who had been linked to at least one step of the hepatitis C care pathway between 2015  
137 and 2021 were included in the study. These were individuals who had received a screening or  
138 diagnostic HCV test and/or a DAA prescription recorded in the health information system. Outpatient

139 services data were used to identify patients that had entered the HCV pathway via screening or  
140 through diagnostic test at least once in the study period. Pharmaceutical services records gather data  
141 about drug prescriptions which were used to identify patients treated with DAA. Each patient in the  
142 dataset was identified through a unique code conferred by the regional agency for healthcare to  
143 ensure pseudo-anonymization. This aggregation was implemented while considering i) the individuals  
144 enrolled in the Tuscan healthcare system; ii) the sub-population of patients aged between 33 and 53  
145 years old targeted by the national HCV screening; iii) sub-population at high risk for HCV infection,  
146 namely PLP and PWUD. Data on both serological and PCR tests for the diagnosis of HCV were included  
147 assuming serological test was performed for screening purposes while PCR for HCV-RNA identification  
148 was performed for diagnosis confirmation purposes and for treatment follow up. Data on the number  
149 of tests performed were sourced from SPA, however no test result was available. We used the  
150 information on the confirmatory PCR test as a proxy to identify HCV-infected individuals. We defined  
151 the primary outcome of interest as the ratio between the number of prescriptions for DAA and the  
152 number of confirmatory PCR tests conducted in the preceding month. This ratio estimated the extent  
153 of timely linkage to care and treatment for HCV-infected individuals recently diagnosed. The one-  
154 month period was defined based on available data: on average, patients who make the serological  
155 test undergo a confirmatory PCR test within one month and receive a DAA prescription within the  
156 following 4-week period.

157

### 158 **Interrupted Time Series Approach**

159 To assess the effect of the regional action plan implemented by Tuscany Regional Health Authority,  
160 we used a methodological framework based on *Interrupted Time Series*. Interrupted time series  
161 analysis<sup>25-26</sup> is a statistical methodology used to evaluate the impact of an intervention on a particular  
162 outcome over time. It is a very flexible framework employed to analyze empirical applications that  
163 refer to various fields of social sciences including public health<sup>27-28</sup>, economics<sup>29-30</sup>, political sciences<sup>31-</sup>  
164 <sup>32</sup>, and education<sup>33-34</sup>. The goal is to assess whether an intervention causes a significant change in the

165 trend of a dependent variable (the outcome). In an interrupted time series design, data are collected  
166 at multiple time points both before and after the intervention. The intervention is introduced at a  
167 specific point in time, known as the *interruption*. The key idea is to compare the trajectory of the  
168 outcome variable before and after the intervention to estimate the actual effect of the intervention.  
169  
170 We obtained monthly observations of all the quantities of interest, observed between January 2015  
171 and December 2022. The intervention of interest was the AIFA resolution promoted in April 2017,  
172 which was represented by a dummy variable that equals 1 in all the month-year observations  
173 occurring after April 2017, and 0 otherwise. The primary outcome of our study was given by the ratio  
174 between the number of prescriptions for direct-acting antivirals against HCV and the number of PCR  
175 tests conducted to detect HCV in the preceding month. This response variable has been normalized  
176 according to an *Ordered-Quantile (ORQ)* normalization transformation<sup>39</sup>.  
177 We also included as control variables the number of serological tests to detect HCV performed two  
178 months prior to the observation and a dummy variable which equals one in all the month-year  
179 observations occurring after the identification of the first COVID cases (we considered March 2020 as  
180 starting point of the COVID pandemic). Moreover, introducing lagged structure of the data allows to  
181 account for potential endogeneity. To also account for temporal autocorrelation, we chose to adopt  
182 an *ARIMA* (AutoRegressive Integrated Moving Average)<sup>35-36</sup> model specification within the ITS design.  
183 ARIMA models are particularly useful when the data shows a non-random, time-dependent  
184 structure<sup>37</sup>. The ARIMA model is defined by three parameters ( $p, d, q$ ): the parameter  $p$  is the order of  
185 the AutoRegressive (AR) component, which represents the number of lagged observations used for  
186 prediction; the parameter  $d$  is the degree of differencing (integration) required to make the time series  
187 stationary. If  $d = 0$ , it means no differencing is needed; if  $d = 1$ , first-order differencing is applied, and  
188 so on;  $q$  is the order of the Moving Average (MA) component, which represents the number of lagged  
189 forecast errors used for prediction. The order of these components is usually determined through data  
190 exploration and analysis: for instance, it can be chosen by examining the autocorrelation and partial

191 autocorrelation plots or by checking at the goodness of fit and the performance of various statistical  
192 models, defined using alternative values of the parameters ( $p, d, q$ ). In this work, we decided to follow  
193 this second approach and, for each model, we decided the value of the parameters ( $p, d, q$ ) by  
194 comparing results obtained using different values of these parameters (the choice of the parameters  
195 results from the implementation of the *auto.arima* function of the Forecast R package in R)<sup>38</sup>.

196

## 197 **RESULTS**

198

199 In this section, we mainly focus on the results obtained in the general cohort of people, in the general  
200 cohort of people aged between 33 and 53 and in the cohort that include both PLP and PWUD;  
201 however, all the other findings are available in the Supplementary Material - Appendix B.

202 In the observed time frame, Tuscany regional health authority delivered, 561874 serological tests,  
203 79912 PCR tests and 13098 DAA prescriptions; people in the generic population received 561874  
204 serological tests, 79912 PCR tests and 13098 DAA prescriptions; people aged between 33 and 53  
205 received 242725 serological tests, 25370 PCR tests and 4695 DAA, while people with exemptions (PLP  
206 and PWUD) received 15191 serological tests, 4361 PCR tests and 1210 DAA prescriptions. In the same  
207 period, 163177 people aged between 33 and 53 received a serological test to detect early signs of  
208 HCV, 10079 individuals received a screening through PCR test and 4339 were treated through DAA.  
209 Figures A1, A2 and A3 in the Supplementary Material, Appendix A, illustrate the distribution of  
210 prescribed DAA, the number of examined PCR tests, and the number of examined serological tests  
211 over time for the general population, for the general population aged 33-53 and the population that  
212 includes PLP and PWUD, respectively. As observed, the number of tests (both PCR and serological)  
213 increased over time. Similarly, the number of prescribed DAA has increased over time.

214

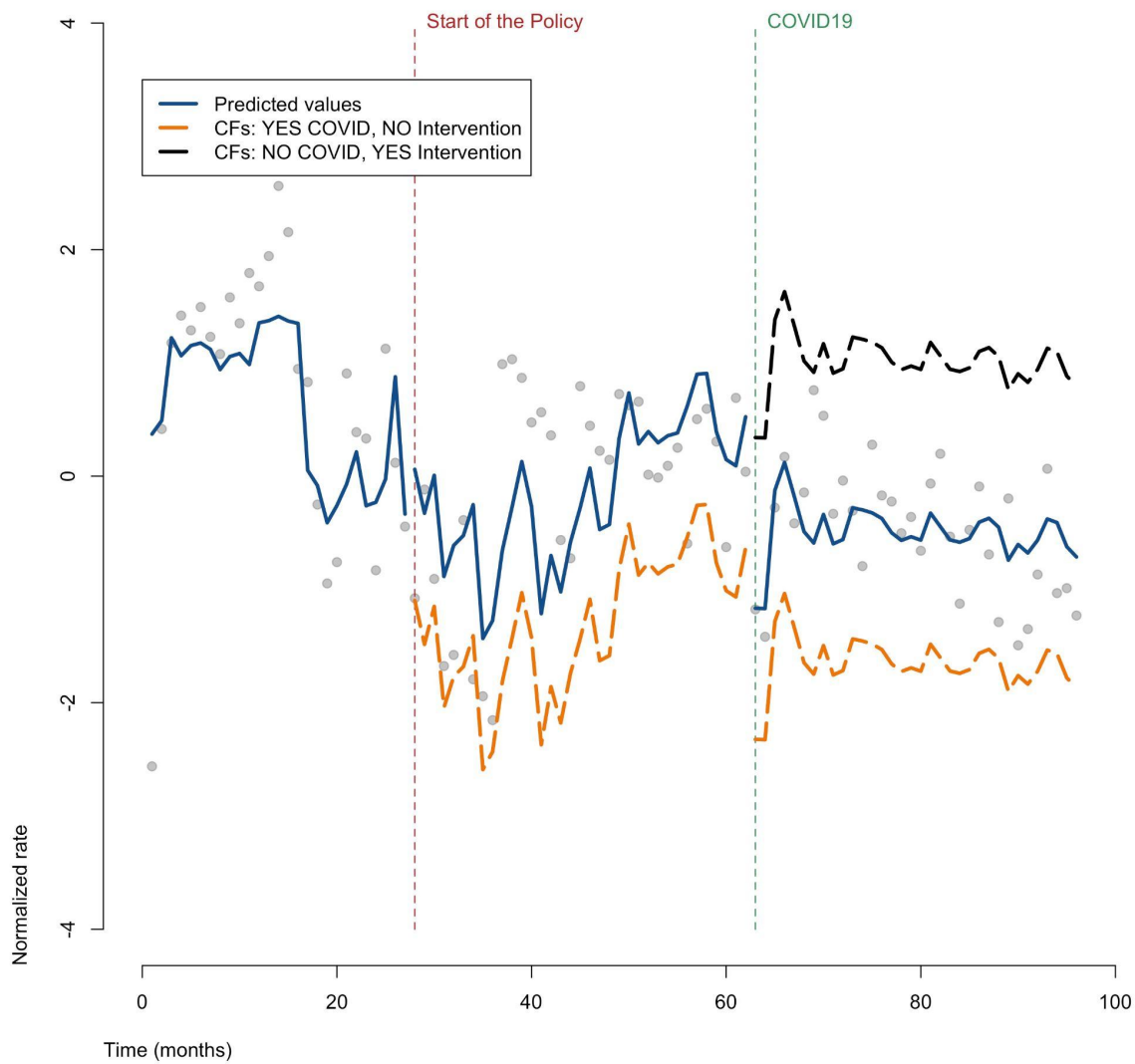
215 Figures 1, 2 and 3 show the results obtained in the ARIMA model, in the general population, in the  
216 sub-population of individuals aged between 33 and 53 and in the sub-population of individuals that



217 are either PLP or PWUD, respectively. Tables reporting all the estimates are available in the Appendix  
218 B. These three figures illustrate the results in the context of a counterfactual examination. In  
219 particular, the actual values of the response variable (grey dots), the predicted values of the model  
220 (blue line), the predicted values of the response variable obtained in the absence of the intervention  
221 (orange line) and the predicted values of the response variable obtained in the presence of the  
222 intervention but in the absence of the COVID pandemic (black line) are reported in these graphs. In  
223 both figures, the orange line lies below the blue line indicating that the intervention had a positive  
224 effect and improved HCV treatment coverage. Furthermore, as the black line lies above the blue line,  
225 the impact of AIFA resolution was shrunk by the spread of the COVID pandemic.

226

227

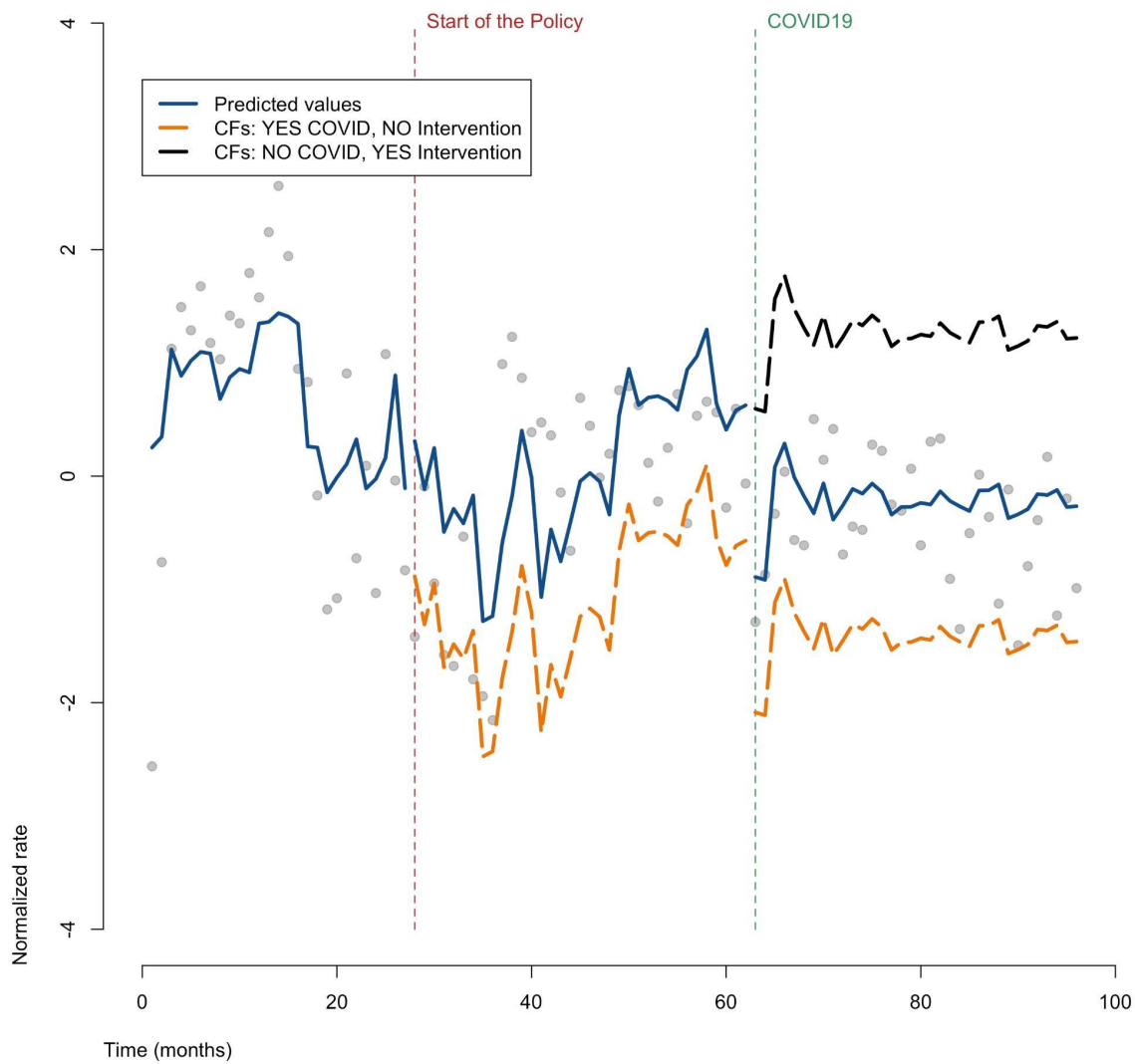


228

229 *Figure 1. ITS, ARIMA Results. Counterfactuals. General population*

230

231

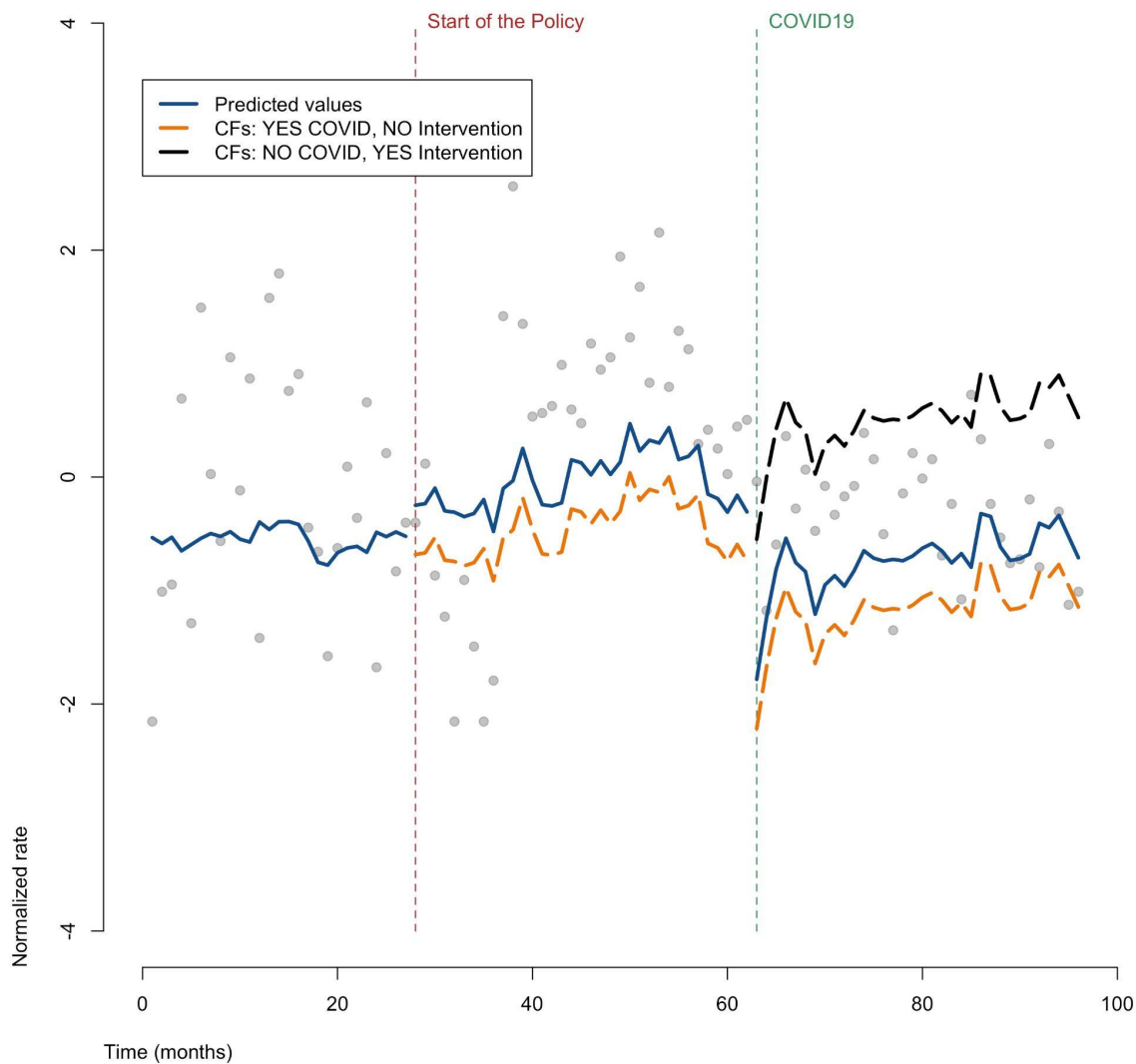


232

233 *Figure 2. ITS, ARIMA Results. Counterfactuals. General population, people aged between 33 and 53.*

234

235



236

237

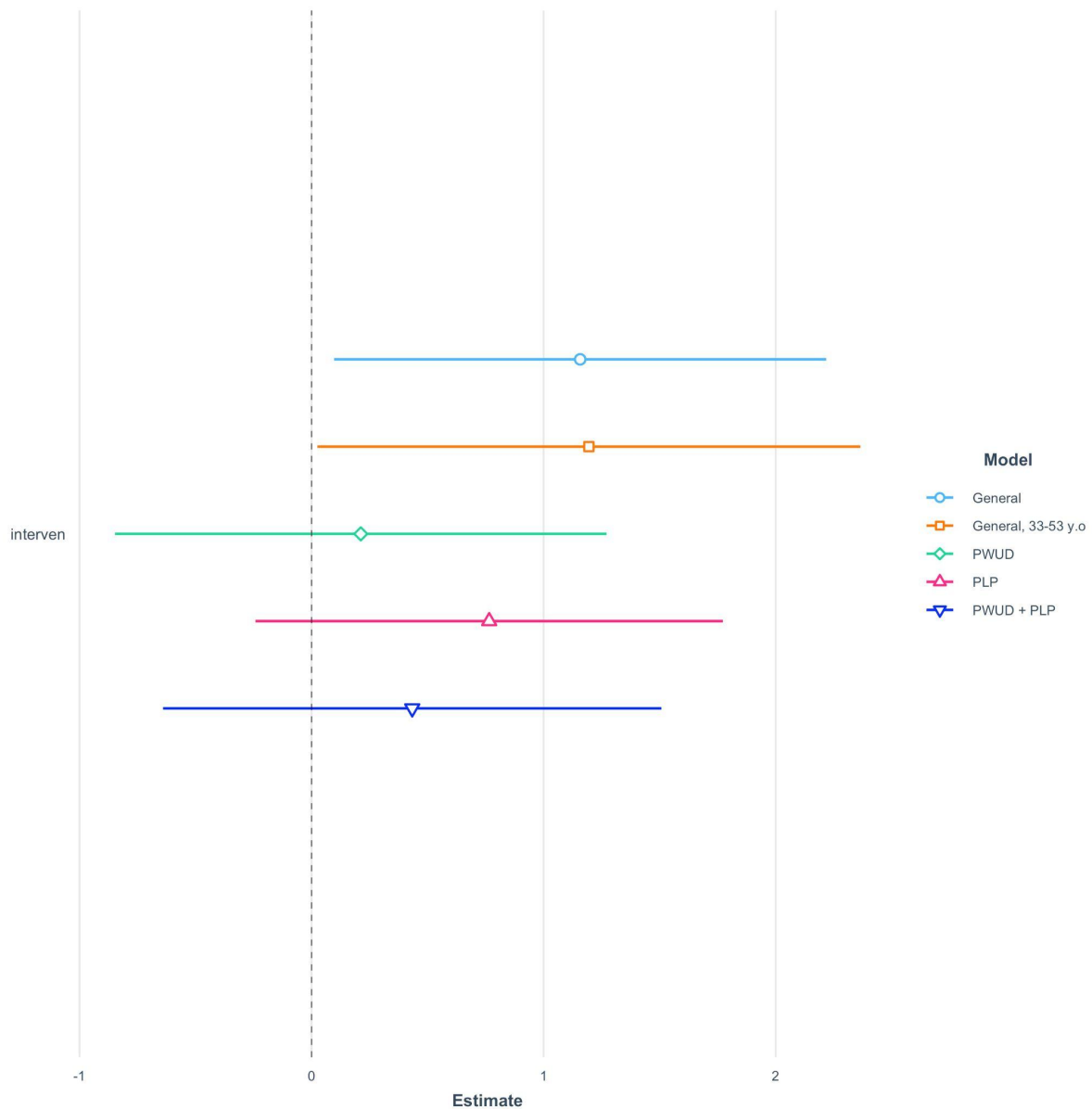
238 *Figure 3. ITS, ARIMA Results. Counterfactuals. PLP and PWUD*

239

240 Finally, Figure 4 presents a comparison of the estimated ARIMA coefficients (and 95% confidence

241 intervals) related to the effect of the intervention; Figure A4 in the Supplementary Material –

242 Appendix A shows the effect of the COVID pandemic for all identified sub-populations.



243

244 *Figure 4. ITS, ARIMA Results. Comparison of coefficients: the effect of the intervention*

245

246 As can be observed, the effect of the intervention was positive and statistically significant for the

247 general population and selected ages. However, the effect was non-significant for PLP and PWUD

248 (figure 4). On the contrary, COVID-19 had a negative impact on all population groups, except for PLP

249 for whom non-significant effect was observed (figure A4 Supplementary Material – Appendix A).

250

251

252

253 **DISCUSSION**

254

255 Here we attempt to give an interpretation to the data obtained through an interrupted time series  
256 analysis used to assess the impact of the policies of the Region of Tuscany, Italy, promulgated to  
257 achieve the goals of HCV elimination as identified by the WHO.

258

259 Firstly, it is important to highlight the effect of relaxing the criteria for access to DAA treatment on  
260 HCV diagnostic and therapeutic performance. Indeed, the 2017 AIFA resolution on extended access to  
261 DAA made access to treatment universalistic, allowing all people living with HCV to start DAA therapy  
262 regardless of the stage of liver fibrosis. This indicates that the Tuscany regional health authority raised  
263 their awareness of the importance of preventing HCV, resulting in a progressive effort to enhance  
264 screening and, consequently, the increase in initiated treatments with DAA. However, with the  
265 passage of time, after the first wave of new treatment initiations, expanding access did not result in  
266 sustained increases in the search for new cases through continuous and targeted screening, as Herink  
267 and colleagues also pointed out in their study<sup>40</sup>. In fact, retesting of patients already linked to care,  
268 prior to DAA treatment initiation may have contributed to the observed initial peak in screening.

269

270 A remark must be made about the high number of tests provided to women during the study period.  
271 Even before 2015, in Tuscany Region as well as in the national territory, a provision was in force - and  
272 still is - to test for HCV antibodies during the first trimester of pregnancy. This results in a high flow of  
273 tests provided to women of childbearing age, partly overlapping with the 1969-1989 birth cohort  
274 considered in the study. However, this screening effort does not correspond to a high number of HCV  
275 treatments prescribed to women, in line with other studies reporting a low prevalence of HCV among  
276 pregnant women<sup>41</sup>.

277

278 Parallel to the increase in access to diagnostic services, which led to an increased number of new  
279 diagnoses, the number of patients initiated on treatment also saw a marked increase, particularly  
280 between 2017 and 2018. This spike in the provision of DAA treatment in the first year after the AIFA  
281 resolution can be explained by the fact that all patients already diagnosed and linked to care were  
282 recalled to start treatment. The resolution had a positive and substantial effect on the increase in the  
283 number of treatments provided because of the broadening of the inclusion criteria leading to universal  
284 access. In addition the Regional Health Authority implemented the ministerial indications and  
285 endorsed a regional HCV elimination plans, thereby favoring the linkage to care of people living with  
286 HCV infection. As the work of Kondili and colleagues shows, the effect of the national resolution on  
287 regional policies led Italy to be one of the twelve nations on course to meet the WHO's 2030 HCV  
288 elimination targets, provided that 40 000 patients receive treatment year until 2030<sup>42</sup>. This trend was  
289 also confirmed in other studies<sup>43</sup>.

290

291 As our results show, the effect of the intervention was positive and statistically significant in the  
292 general population and the selected birth cohort. However, this effect becomes statistically non-  
293 significant in sub-populations consisting of PLP or PWUD. This finding could be explained with the fact  
294 that both PLP and PWUD are well characterized for their heightened prevalence of HCV, and they may  
295 have been targeted for HCV screening and treatment efforts before 2017. Although PWUD and PLP  
296 may be engaged in screening programs via dedicated healthcare services, namely harm reduction  
297 services or prison healthcare services, scarce evidence is available at local and national level as to the  
298 extent of such interventions in recent years<sup>14</sup>. On the other hand, these results could be explained by  
299 a scarce effort of public health authorities in targeting these specific populations before and after the  
300 interventions, despite robust knowledge about drug use as a risk factor, as also demonstrated in  
301 modeling studies<sup>44</sup>.

302 In order to tackle this and to promote the identification of undiagnosed cases, especially among  
303 population groups where virus transmission is most frequent, a region-wide screening campaign was

304 launched in 2023. Already since the end of 2022 in harm reduction services (SerDs) and prisons, an  
305 intensified screening effort was launched. However, it is likely that the rate of acceptance and  
306 initiation of treatment is lower in these settings, partly due to higher rate of treatment discontinuation  
307 (e.g. post-release discontinuity of care) or suboptimal compliance, and partly due to the challenges in  
308 reaching PWUDs who are not linked to harm reduction services.

309

310 In the general population, the triennial HCV elimination action plan promoted by the Tuscany Regional  
311 Health Authority promoted access to DAA and increased the coverage of HCV treatment, as  
312 demonstrated previously. This effect would have been even more pronounced if the COVID pandemic  
313 had not affected the progress starting from March 2020. The COVID pandemic had a negative and  
314 significant effect on the general population and on all examined sub-populations, resulting in a  
315 reduced number of HCV treatment initiations . This evidence has been brought to light by a number  
316 of other studies<sup>45-46</sup>. In particular, the work of Binka and colleagues<sup>47</sup>, through an interrupted time  
317 series analysis, shows how public health measures related to COVID-19 had a negative effect on HCV  
318 screening and diagnosis performance, reducing the number of HCV diagnoses in Canada. In parallel  
319 and as a consequence of this, the number of treatments delivered also declined: global trends in DAA  
320 utilisation have been explored extensively in a number of studies, which concluded on a negative  
321 impact of the COVID-19 pandemic<sup>48</sup>. Konstantelos and colleagues have also shed light on the same  
322 phenomenon in Ontario, Canada, obtaining results overlapping with those emerging from our work in  
323 a high-income country with universalist health policies similar to Italy<sup>49</sup>. Because of the COVID-19  
324 pandemic, as well as of other intervening factors, Tuscany Regional health authority failed to meet the  
325 targets for treatment set in the 2018 regional action plan, in terms both of new treatments initiated  
326 and new diagnosis.

327

328 Our research has some limitations. First of all, information on tests carried out by private providers  
329 (such as non-governmental organizations) is not included in administrative health records used to



330 determine outpatient services and pharmaceutical services. Additionally, information on the  
331 outcomes of laboratory tests and treatments could not be retrieved. We were unable to evaluate the  
332 development of the HCV continuum of care because the laboratory test results of the patients were  
333 unavailable. Yousafzai et al.<sup>50</sup> documented the HCV care cascade following the introduction of DAAs  
334 in Australia in a recent study utilizing the same methodological technique by accessing HCV test results  
335 through data linkage. Second, we gathered data on treatment prescriptions; however, since data on  
336 patients' actual drug use was not available, we used prescriptions as a stand-in for DAA uptake, even  
337 if we do not have information about the treatments' outcomes.

338

339 In order to, link data, we identified PWUD using exemption numbers. Though not particularly for  
340 intravenous drugs, the same code is linked to all substance use disorders, which likely causes an  
341 overestimation of PWUD in our study. However, acquiring an exemption code from the SSR requires  
342 linkage to care (such as HR services), which could result in an underestimate of the real PWUD  
343 population living in Tuscany throughout the study period.

344

345 Additionally, testing services given prior to 2015 were not considered because our analysis began with  
346 the introduction of DAAs in that year. This might have caused the proportion of the Tuscan population  
347 who had undergone HCV screening at least once to be underestimated.

348

## 349 **CONCLUSIONS**

350 The results of this study indicate a significant upsurge in activities associated with the screening of  
351 Hepatitis C Virus (HCV) in Tuscany between 2015 and 2022. Furthermore, it is evident that the triennial  
352 action plan implemented by the regional authorities following the 2017 AIFA resolution has  
353 substantially enlarged the treatment coverage of HCV in the general population and that the effect of  
354 the policy would have been even stronger if the COVID pandemic had not affected service provision  
355 since March 2020. In the sub-population of PLPs and PWUDs the effect of the intervention was not

356 statistically significant, suggesting that treatment coverage remained substantially stable after the  
357 implementation of the policies. To conclude, the strategic policy implemented by the Tuscany Regional  
358 Health Authority following the AIFA resolution to enhance DAAs coverage has proven to be remarkably  
359 effective in the general population, while additional efforts may be needed to target equally  
360 effectively population sub-groups such as PLPs and PWUDs. Through a targeted approach, the region  
361 has succeeded in expanding access to DAA prescriptions, demonstrating a clear commitment to  
362 combating Hepatitis C.

363 The findings presented in this contribution serve as compelling evidence, urging other national and  
364 subnational authorities to enhance HCV and streamline access to DAA prescriptions. In the years  
365 immediately following the AIFA resolution, the regional plan of the Tuscany Region Health Authority  
366 had an important effect in increasing the distribution of the treatment. However, it has not been as  
367 effective in actively proposing screening for population groups at high risk of transmission, nor for the  
368 general population. This is the context of the national screening program, to which Tuscany Region  
369 has adhered, that will start in full force and effect in mid-2023. The role of the screening campaign is  
370 crucial for several compelling reasons. First, timely screening enables the early detection of HCV  
371 infections, facilitating swift intervention and treatment initiation. Identifying cases in the early stages  
372 is critical to prevent disease progression and reduce the risk of severe complications. Second, promptly  
373 detecting individuals with HCV curbs the potential for further transmission within communities. Lastly,  
374 from a public health perspective, widespread screening aids in comprehending the virus's prevalence  
375 in different communities, guiding targeted interventions and resource allocation for effective disease  
376 management.

377

378 In addition to the screening campaign, it is also crucial to facilitate access to DAA prescriptions, to  
379 enhance treatment accessibility. Simplifying the procedures for healthcare providers to prescribe  
380 these antivirals for free ensures that affected individuals, regardless of their socio-economic status or  
381 geographic location, can readily access and benefit from modern, effective treatments. From a public

382 health perspective, early detection and treatment of HCV can lead to substantial healthcare cost  
383 savings in the long run. Indeed, by preventing the progression of the disease to advanced stages,  
384 authorities can reduce the economic burden associated with treating severe complications and  
385 improve the efficiency of the whole healthcare system.

386

387 From a broader perspective, increased screening and improved access to DAA prescriptions align with  
388 the worldwide efforts to eliminate HCV as a public health threat. National and subnational authorities  
389 play a pivotal role in contributing to international goals by implementing effective screening programs  
390 and ensuring that appropriate treatments are readily available. In conclusion, findings of this study  
391 provide evidence to support policies at national and subnational levels to booster HCV screening and  
392 simplify access to DAA prescriptions. This not only enhances individual health outcomes but also holds  
393 broader implications for public health, disease prevention, and global initiatives to eliminate HCV.

394

395

396

397

398

399

400

401

402

403

404

405

406

407

408 **Acknowledgments**

409 This study was supported by the regional administration - Direzione Sanità, Welfare e Coesione sociale  
410 – of Tuscany (Italy). The authors would like to thank the management and healthcare laboratory of  
411 the Sant’Anna School of Advances Studies researchers in the person of Professor Milena Vainieri for  
412 the chance to use data from Administrative Healthcare Records. More detailed data regarding the  
413 effectiveness of the screening campaign will be available in the future to update this work.

414

415

416 **References:**

417

418 1. McHutchinson JG. Understanding Hepatitis C. *The American Journal of Managed Care.*  
419 2004;10(2).

420 2. Perz JF, Armstrong GL, Farrington LA, Hutin YJF, Bell BP. The contributions of hepatitis B virus  
421 and hepatitis C virus infections to cirrhosis and primary liver cancer worldwide q.  
422 doi:10.1016/j.jhep.2006.05.013

423 3. Cui F, Blach S, Manzengo Mingiedi C, Gonzalez MA, Sabry Alaama A, Mozalevskis A, Séguy N,  
424 Rewari BB, Chan PL, Le LV, Doherty M, Luhmann N, Easterbrook P, Dirac M, de Martel C,  
425 Nayagam S, Hallett TB, Vickerman P, Razavi H, Lesi O, Low-Beer D. Global reporting of progress  
426 towards elimination of hepatitis B and hepatitis C. *Lancet Gastroenterol Hepatol.* 2023 Feb  
427 7:S2468-1253(22)00386-7. doi: 10.1016/S2468-1253(22)00386-7. Epub ahead of print. PMID:  
428 36764320.

429 4. Hofstraat SHI, Falla AM, Duffell EF, et al. Current prevalence of chronic hepatitis B and C virus  
430 infection in the general population, blood donors and pregnant women in the EU/EEA: A  
431 systematic review. *Epidemiology and Infection.* 2017;145(14):2873-2885.  
432 doi:10.1017/S0950268817001947

433 5. Mason LM, Duffell E, Veldhuijzen IK, Petriti U, Bunge EM, Tavošchi L. Hepatitis B and C  
434 prevalence and incidence in key population groups with multiple risk factors in the EU/EEA: a  
435 systematic review. *Eurosurveillance.* 2019;24(30). doi:10.2807/1560-  
436 7917.ES.2019.24.30.1800614

437 6. Stasi C, Silvestri C, Voller F. Update on Hepatitis C Epidemiology: Unaware and Untreated  
438 Infected Population Could Be the Key to Elimination. *SN Compr Clin Med.* 2020;2(12):2808-  
439 2815. doi: 10.1007/s42399-020-00588-3. Epub 2020 Oct 18. PMID: 33103061; PMCID:  
440 PMC7568689.

441 7. Andriulli A, Stroffolini T, Mariano A, et al. Declining prevalence and increasing awareness of  
442 HCV infection in Italy: A population-based survey in five metropolitan areas. *European Journal*  
443 *of Internal Medicine.* 2018;53:79-84. doi:10.1016/j.ejim.2018.02.015

444 8. Mele A, Tosti ME, Spada E, Mariano A, Bianco E; SEIEVA Collaborative Group. Epidemiology of  
445 Acute Viral Hepatitis: Twenty Years of Surveillance through SEIEVA in Italy and a Review of the  
446 Literature. Rome: Istituto Superiore di Sanità (Rapporti Istisan 06/12); 2012.

447 9. Marascio N, Liberto MC, Barreca GS, et al. Update on epidemiology of HCV in Italy: focus  
448 on the Calabria Region. *BMC Infect Dis.* 2014;14(Suppl 5):S2.

449 10. Torre GL, Gualano MR, Semyonov L, Nicolotti N, Ricciardi W, Boccia A. Hepatitis C virus  
450 infection trends in Italy, 1996–2006. *Hepat Mon.* 2011;11:895–900.

- 451 11. Mennini FS, Marcellusi A, Andreoni M, Gasbarrini A, Salomone S, Craxì A. Health policy  
452 model: long-term predictive results associated with the management of hepatitis C virus-  
453 induced diseases in Italy. *Clin Outcomes Res.* 2014;6:303–310.
- 454 12. Kondili LA, Andreoni M, Aghemo A, Mastroianni CM, Merolla R, Gallinaro V, Craxì A.  
455 Prevalence of hepatitis C virus estimates of undiagnosed individuals in different Italian  
456 regions: a mathematical modelling approach by route of transmission and fibrosis progression  
457 with results up to January 2021. *New Microbiol.* 2022 Dec;45(4):249-259. Epub 2022 May 25.  
458 PMID: 36066213.
- 459 13. Andriulli A, Stroffolini T, Mariano A, Valvano MR, Grattagliano I, Ippolito AM, Grossi A,  
460 Brancaccio G, Coco C, Russello M, Smedile A, Petrini E, Martini S, Gaeta GB, Rizzetto M.  
461 Declining prevalence and increasing awareness of HCV infection in Italy: A population-based  
462 survey in five metropolitan areas. *Eur J Intern Med.* 2018 Jul;53:79-84. doi:  
463 10.1016/j.ejim.2018.02.015. Epub 2018 Feb 21. PMID: 29475770.
- 464 14. Silvestri C, Bartolacci S, Pepe P, Monnini M, Voller F, Cipriani F, Stasi C. Attempt to calculate  
465 the prevalence and features of chronic hepatitis C infection in Tuscany using administrative  
466 data. *World J Gastroenterol.* 2016 Nov 28;22(44):9829-9835. doi: 10.3748/wjg.v22.i44.9829.  
467 PMID: 27956807; PMCID: PMC5124988.
- 468 15. Stasi C, Silvestri C, Pepe P, et al. *Epidemiologia Dell'infezione Cronica Da HCV in Toscana.*;  
469 2017.
- 470 16. World Health Organization. Global Health Sector Strategy Towards Ending Viral Hepatitis.  
471 Published online 2016. doi:<https://doi.org/WHO/HIV/2016.06>
- 472 17. World Health Organization Regional Office for Europe. Action Plan for the Health Sector  
473 Response to Viral Hepatitis in the WHO European Region.; 2017. Accessed April 21, 2022.  
474 [http://www.euro.who.int/\\_\\_data/assets/pdf\\_file/0017/318320/European-action-plan-HS-](http://www.euro.who.int/__data/assets/pdf_file/0017/318320/European-action-plan-HS-viralhepatitis.pdf?ua=1)  
475 [viralhepatitis.pdf?ua=1](http://www.euro.who.int/__data/assets/pdf_file/0017/318320/European-action-plan-HS-viralhepatitis.pdf?ua=1)
- 476 18. Italian Ministry of Health. National Plan for the Prevention of Viral Hepatitis B and C.; 2015.  
477 Accessed April 21, 2022.  
478 [https://www.salute.gov.it/imgs/C\\_17\\_pubblicazioni\\_2437\\_allegato.pdf](https://www.salute.gov.it/imgs/C_17_pubblicazioni_2437_allegato.pdf)
- 479 19. Mennini FS, Marcellusi A, Andreoni M, Gasbarrini A, Salomone S, Craxì A. Health policy  
480 model: long-term predictive results associated with the management of hepatitis C virus-  
481 induced diseases in Italy. *Clin Outcomes Res.* 2014;6:303–310.
- 482 20. Kondili LA, Andreoni M, Aghemo A, Mastroianni CM, Merolla R, Gallinaro V, Craxì A.  
483 Prevalence of hepatitis C virus estimates of undiagnosed individuals in different Italian  
484 regions: a mathematical modelling approach by route of transmission and fibrosis progression  
485 with results up to January 2021. *New Microbiol.* 2022 Dec;45(4):249-259. Epub 2022 May 25.  
486 PMID: 36066213.
- 487 21. Italian Medicine Agency. Redefinition of Treatment Criteria for Chronic HCV Therapy  
488 (Determina n. 500/2017).; 2017. Accessed April 21, 2022.  
489 [https://www.aifa.gov.it/sites/default/files/Determina\\_n.\\_500-2017\\_Epatite-C.pdf](https://www.aifa.gov.it/sites/default/files/Determina_n._500-2017_Epatite-C.pdf)
- 490 22. Giunta Regionale Regione Toscana, Estratto del Verbale della Seduta del 09.04.2018. Oggetto:  
491 Progetto per la realizzazione di un programma per il controllo dell'epatite cronica C in Toscana  
492 (DGR397/2018) [Regional Council Tuscany Region, Abstract of the Minutes of the Meeting of  
493 09.04.2018. Subject: Project for the implementation of a program for the control of chronic  
494 hepatitis C in Tuscany (DGR397/2018)]. Available from:

- 495 <https://www.regione.toscana.it/bancadati/atti/Contenuto.xml?id=5177892&nomeFile=Deli>  
496 [bera\\_n.397\\_del\\_09-04-2018](https://www.regione.toscana.it/bancadati/atti/Contenuto.xml?id=5177892&nomeFile=Deli) accessed July 18, 2022.
- 497 23. Giunta Regionale Regione Toscana. DGRT 1538/2022 "Avvio di un programma di screening  
498 gratuito per prevenire, eliminare ed eradicare il virus dell'epatite C, in attuazione dell'art. 25-  
499 sexes del D.L.n. 162/2019. Approvazione del progetto". [Regional Council Tuscany Region.  
500 DGRT 1538/2022 "Launch of a free screening programme to prevent, eliminate and eradicate  
501 the hepatitis C virus, in implementation of art. 25-sexies of D.L.n. 162/2019. Approval of the  
502 project"], 2022.
- 503 24. Ferré F, De Belvis AG, Valerio L, Longhi S, Lazzari A, Fattore G, et al. Italy: healthsystem review.  
504 *Health Systems in Transition* 2014;16(4):1–168.
- 505 25. James Lopez Bernal, Steven Cummins, and Antonio Gasparrini. Interrupted time series  
506 regression for the evaluation of public health interventions: a tutorial. *International journal of*  
507 *epidemiology*, 46(1):348–355, 2017.
- 508 26. David McDowall, Richard McCleary, and Bradley J Bartos. *Interrupted time series analysis*.  
509 Oxford University Press, 2019.
- 510 27. Anita K Wagner, Stephen B Soumerai, Fang Zhang, and Dennis Ross-Degnan. Segmented  
511 regression analysis of interrupted time series studies in medication use research. *Journal of*  
512 *clinical pharmacy and therapeutics*, 27(4):299–309, 2002.
- 513 28. Robert B Penfold and Fang Zhang. Use of interrupted time series analysis in evaluating health  
514 care quality improvements. *Academic pediatrics*, 13(6):S38–S44, 2013.
- 515 29. Carl Bonham, Edwin Fujii, Eric Im, and James Mak. The impact of the hotel room tax: an  
516 interrupted time series approach. *National Tax Journal*, 45(4):433–441, 1992.
- 517 30. James A Lopez Bernal, Antonio Gasparrini, Carlos M Artundo, and Martin McKee. The effect  
518 of the late 2000s financial crisis on suicides in spain: an interrupted time-series analysis. *The*  
519 *European Journal of Public Health*, 23(5):732–736, 2013.
- 520 31. Barry S Rundquist and David E Griffith. An interrupted time-series test of the distributive  
521 theory of military policy-making. *Western Political Quarterly*, 29(4):620–626, 1976.
- 522 32. William Alex Pridemore, Mitchell B Chamlin, and John K Cochran. An interrupted time-series  
523 analysis of durkheim’s social deregulation thesis: The case of the russian federation. *Justice*  
524 *Quarterly*, 24(2):271–290, 2007.
- 525 33. Marie-Andrée Somers, Pei Zhu, Robin Jacob, and Howard Bloom. The validity and precision of  
526 the comparative interrupted time series design and the difference-in-difference design in  
527 educational evaluation. MDRC, 2013.
- 528 34. Kelly Hallberg, Ryan Williams, Andrew Swanlund, and Jared Eno. Short comparative  
529 interrupted time series using aggregate school-level data in education research. *Educational*  
530 *Researcher*, 47(5):295–306, 2018.
- 531 35. Paul Newbold. Arima model building and the time series analysis approach to forecasting.  
532 *Journal of forecasting*, 2(1):23–35, 1983.
- 533 36. Adebisi A Ariyo, Adewumi O Adewumi, and Charles K Ayo. Stock price prediction using the  
534 arima model. In 2014 UKSim-AMSS 16th international conference on computer modelling and  
535 simulation, pages 106–112. IEEE, 2014.
- 536 37. Steven Craig Hillmer and George C Tiao. An arima-model-based approach to seasonal  
537 adjustment. *Journal of the American Statistical Association*, 77(377):63–70, 1982.
- 538 38. Dharmo Gjika, Eralda & Puka, Llukan. (2010). Using the R-package to forecast time series:  
539 ARIMA models and Application.

- 540 39. Peterson, R. A., & Cavanaugh, J. E. (2019). Ordered quantile normalization: a semiparametric  
541 transformation built for the cross-validation era. *Journal of applied statistics*.
- 542 40. Megan C Herink, Jonah Geddes, Kim Vo, Atif Zaman, and Daniel M Hartung. Effect of relaxing  
543 hepatitis C treatment restrictions on direct-acting antiviral use in a Medicaid program: an  
544 interrupted time series analysis. *Journal of Managed Care & Specialty Pharmacy* 2021 27:7,  
545 856-864
- 546 41. Pott H Junior, Theodoro M, de Almeida Vespoli J, Senise JF, Castelo A. Mother-to-child  
547 transmission of hepatitis C virus. *Eur J Obstet Gynecol Reprod Biol*. 2018 May;224:125-130.  
548 doi: 10.1016/j.ejogrb.2018.03.034. Epub 2018 Mar 20. PMID: 29597101.
- 549 42. Loreta A Kondili, Lucia Craxì, Felice Nava, Sergio Babudieri, Roberta D’Ambrosio, Andrea  
550 Marcellusi, Francesco Saverio Mennini, Sabrina Valle, Pierluigi Russo, Pier Paolo Olimpieri,  
551 Massimo Andreoni, Alessio Aghemo, From Prioritization to Universal Treatment: Successes  
552 and Challenges of Hepatitis C Virus Elimination in Italy, *The Journal of Infectious Diseases*,  
553 Volume 228, Issue Supplement\_3, 15 September 2023, Pages S211–S220,  
554 <https://doi.org/10.1093/infdis/jiad038>
- 555 43. Gamkrelidze I, Pawlotsky J-M, Lazarus JV, et al. Progress towards hepatitis C virus elimination  
556 in high-income countries: an updated analysis. *Liver Int* 2021; 41:456–63.
- 557 44. Blach, S.; Kondili, L.A.; Aghemo, A.; Cai, Z.; Dugan, E.; Estes, C.; Gamkrelidze, I.; Ma, S.;  
558 Pawlotsky, J.M.; Razavi-Shearer, D.; et al. Impact of COVID-19 on global HCV elimination  
559 efforts. *J. Hepatol.* 2021, 74, 31–36. [Google Scholar] [CrossRef] [PubMed]
- 560 45. Trickey A, Fraser H, Lim AG, et al. The contribution of injection drug use to hepatitis C virus  
561 transmission globally, regionally, and at country level: a modelling study. *Lancet Gastroenterol*  
562 *Hepatol.* 2019;4(6):435-44. Crossref, Medline, Google Scholar
- 563 46. Wingrove C, Ferrier L, James C, Wang S. The impact of COVID-19 on hepatitis elimination.  
564 *Lancet Gastroenterol Hepatol.* 2020; 5(9): 792-794.
- 565 47. Binka M, Bartlett S, Velásquez García HA, Darvishian M, Jeong D, Adu P, Alvarez M, Wong S,  
566 Yu A, Samji H, Kraiden M, Wong J, Janjua NZ. Impact of COVID-19-related public health  
567 measures on HCV testing in British Columbia, Canada: An interrupted time series analysis.  
568 *Liver Int.* 2021 Dec;41(12):2849-2856. doi: 10.1111/liv.15074. Epub 2021 Oct 13. PMID:  
569 34592046; PMCID: PMC8662267.
- 570 48. Shakeri, A.; Konstantelos, N.; Chu, C.; Antoniou, T.; Feld, J.; Suda, K.J.; Tadrous, M. Global  
571 Utilization Trends of Direct Acting Antivirals (DAAs) during the COVID-19 Pandemic: A Time  
572 Series Analysis. *Viruses* 2021, 13, 1314. <https://doi.org/10.3390/v13071314>
- 573 49. Konstantelos, N.; Shakeri, A.; McCormack, D.; Feld, J.J.; Gomes, T.; Tadrous, M. Impact of  
574 COVID-19 on prescribing trends of direct-acting antivirals for the treatment of Hepatitis, C. in  
575 Ontario, Canada. *Am. J. Gastroenterol.* 2021. [Google Scholar] [CrossRef]
- 576 50. Yousafzai MT, Alavi M, Valerio H, Hajarizadeh B, Grebely J, Dore GJ. Hepatitis C care cascade  
577 before and during the direct-acting antiviral eras in New South Wales, Australia: A population-  
578 based linkage study. *J Viral Hepat.* 2023 Mar;30(3):250-261. doi: 10.1111/jvh.13791. Epub  
579 2023 Jan 11. PMID: 36537024.

580

581

582

583