

1 Reactogenicity Differences between COVID-19 Vaccines: A Pro- 2 spective Observational Study in the United States and Canada

3 Matthew D. Rousculp^{1,*}, Kelly Hollis², Ryan Ziemiecki², Dawn Odom², Anthony M. Marchese¹, Mitra Montazeri¹,
4 Shardul Odak², Laurin Jackson², Hadi Beyhaghi¹, and Seth Toback¹

5 ¹ Novavax, Inc. Gaithersburg, MD 20878, USA; mrousculp@novavax.com (M.D.R.); amarchese@novavax.com (A.M.M.);
6 mmontazeri@novavax.com (M.M.); hbeyhaghi@novavax.com (H.B.); stoback@novavax.com (S.T.)

7 ² RTI Health Solutions, Research Triangle Park, NC 27709, USA; khollis@rti.org (K.H.); rziemiecki@rti.org (R.Z.); dodom@rti.org (D.O.);
8 sodak@rti.org (S.O.); gibson@rti.org (L.J.)

9 * Correspondence: mrousculp@novavax.com

10 **Abstract:** Participants in studies investigating COVID-19 vaccines commonly report reactogenicity events, and concerns about side
11 effects may lead to reluctance to receive updated COVID-19 vaccinations. A real-world, post hoc analysis, observational
12 2019nCoV-406 study, was conducted to examine reactogenicity within the first 2 days after vaccination with either a protein-based
13 vaccine (NVX-CoV2373) or an mRNA vaccine (BNT162b2 or mRNA-1273) in individuals who previously completed a primary series.
14 Propensity score adjustments were conducted to address potential confounding. The analysis included 1130 participants who re-
15 ceived a post–primary series dose of NVX-CoV2373 (n = 303) or an mRNA vaccine (n = 827) during the study period. Within the first
16 2 days after vaccination, solicited systemic reactogenicity events (adjusted) were reported in 60.5% of participants who received
17 NVX-CoV2373 compared with 84.3% of participants who received an mRNA vaccine; moreover, 33.9% and 61.4%, respectively,
18 reported ≥ 3 systemic reactogenicity symptoms. The adjusted mean (95% CI) number of systemic symptoms was 1.8 (1.6–2.0) and
19 3.2 (3.0–3.4), respectively. Local reactogenicity events (adjusted) were reported in 73.4% and 91.7% of participants who received
20 NVX-CoV2373 and mRNA vaccines, respectively; the adjusted mean (95% CI) number of local symptoms was 1.5 (1.33–1.61) and 2.4
21 (2.31–2.52), respectively. These results support the use of adjuvanted, protein-based NVX-CoV2373 as an immunization option with
22 low reactogenicity.

23
24 **Keywords:** Booster, COVID-19, reactogenicity, real-world evidence, SARS-CoV-2, NVX-CoV2373, mRNA

25

26

27 **1. Introduction**

28 To date, multiple types of vaccines have been developed to protect against COVID-19. As the need for additional
29 COVID-19 vaccination continues, messenger RNA (mRNA)–based and protein-based vaccines are expected to be the
30 most widely utilized platforms. The mRNA COVID-19 vaccines developed by Pfizer (BNT162b2) and Moderna
31 (mRNA-1273) are approved for use in the United States (US) and Canada [1-3], and a protein-based vaccine formulat-
32 ed with saponin-based Matrix-M™ adjuvant developed by Novavax is authorized for use in the US and approved for
33 use in Canada [3,4].

34 Participants in COVID-19 vaccine clinical trials have commonly reported mild and transient reactogenicity events
35 within 7 days of receiving a vaccine, with many events resolving within 2 days post-vaccination [5-11]. These
36 symptoms include local (injection-site) reactions (pain, tenderness, erythema, or swelling) or systemic reactions
37 (fatigue, malaise, muscle pain, joint pain, nausea/vomiting, headache, or fever), which may increase with subsequent
38 doses of a COVID-19 vaccine [6,9-12]. Local and systemic reactions are also commonly reported for immunizations
39 targeting infectious diseases other than COVID-19 (e.g., influenza or shingles) [13,14]. Of note, studies comparing
40 reactogenicity have generally found a higher incidence of local and systemic events following receipt of mRNA
41 COVID-19 vaccines compared with influenza and other non–COVID-19 vaccines, as well as a higher frequency of
42 reactogenicity-associated medication use, sick leave, and doctor’s visits [15,16].

43 COVID-19 vaccine–related reactogenicity events can affect work and other daily activities, leading to
44 absenteeism from work [17,18] and presenteeism [17,19], as well as vaccine hesitancy [20-24]. Indeed, concern over
45 vaccine side effects was found to be the most common reason for refusing an updated COVID-19 vaccine [24]. The
46 2019nCoV-406 study surveyed participants in the US and Canada who were receiving a COVID-19 vaccine to compare
47 how reactogenicity impacted work and other daily activities [17]. Findings suggest that in the 6 days following
48 vaccination, recipients of the protein-based NVX-CoV2373 vaccine had lower unadjusted reactogenicity rates and had
49 trended toward less overall impairment relative to recipients of mRNA vaccines (BNT162b2 and mRNA-1273). We also
50 observed that over 90% of the most frequently occurring solicited reactogenicity events were reported within the first
51 2 days after vaccination. Here, we present an additional analysis of the 2019nCoV-406 study, including adjustment for
52 potential confounding, to more closely examine reactogenicity within 2 days of receiving an authorized/approved
53 COVID-19 vaccine in previously vaccinated participants.

54

55 **2. Materials and Methods**

56 *2.1 Study Design and Participants*

57 The prospective, noninterventional, observational 2019nCoV-406 study investigated the impact of common
58 reactogenicity events from the COVID-19 vaccine on absenteeism, presenteeism, and work productivity loss [17].
59 Briefly, the study enrolled working adults aged 18 to <65 years in the US and Canada who voluntarily received an au-
60 thorized/approved primary series or booster (post–primary series) dose of a COVID-19 vaccine. As this was an obser-
61 vational study, participants selected the COVID-19 vaccine type they wanted to receive. A booster dose was defined as
62 any COVID-19 dose received after completion of a primary COVID-19 vaccination series, regardless of prior vaccine
63 type used or prior COVID-19 disease status. Post–primary series vaccinations included NVX-CoV2373 (5 µg recombi-
64 nant spike protein co-formulated with 50 µg of Matrix-M adjuvant) or an mRNA vaccine (BTN162b2 [30 µg] and
65 mRNA-1273 [50 µg]). Participants completed baseline/screening questionnaires on the day of their vaccine (day 0) and
66 a daily diary for the following 6 days that included a Vaccine Symptoms Diary. Further details on participant inclusion
67 criteria and study methods are available in the prior publication [17]. Written informed consent was provided by each
68 participant prior to receipt of their requested vaccine dose and survey completion.

69

70 *2.2 Objectives*

71 The descriptive/comparative goal of this post hoc analysis was to determine the difference in local or systemic
72 reactogenicity events occurring within the first 2 days after receipt of an NVX-CoV2373 vaccine versus an mRNA
73 COVID-19 vaccine, administered after completion of any primary vaccination series.

74

75 *2.3 Assessments*

76 The Vaccine Symptoms Diary measured 11 solicited, participant-reported local/systemic symptoms over a 24-h
77 recall period. Solicited systemic reactogenicity symptoms were fever, fatigue, malaise, muscle pain, joint pain,
78 nausea/vomiting, and headache. Solicited local reactogenicity symptoms included pain, tenderness, swelling, and
79 redness at the injection site. All symptoms were recorded using a 0-to-3 response scale based on the worst level of
80 reactogenicity severity experienced, with responses categorized as 0 (no symptom present), 1 (mild/no interference
81 with activity), 2 (moderate/interferes with activity), and 3 (severe/significant interference with activity). A participant

82 was considered to have experienced a reactogenicity symptom if they reported a severity of at least grade 1. This
83 analysis used data from the 2 days immediately following vaccination.

84

85 *2.4 Statistics*

86 Analyses of reactogenicity in the 2 days following vaccination were completed in the booster dose population
87 (hereafter referred to as the post–primary series population), which consisted of participants who received any
88 post–primary series dose of an approved/authorized COVID-19 vaccine, regardless of which vaccine type was used for
89 prior doses or if they had previously had COVID-19. Due to low numbers receiving other vaccine types, only data re-
90 lated to NVX-CoV2373 or the mRNA vaccines (BNT162b2 and mRNA-1273) were included in this analysis. Estimation of
91 the sample size required to power the primary objectives in the main study was described previously [17].

92 Results are presented by vaccine groups composed of participants who received NVX-CoV2373 and participants
93 who received BNT162b2 or mRNA-1273, referred to as the mRNA vaccine group. Findings are also presented in sub-
94 groups for the different mRNA vaccines (BNT162b2 or mRNA-1273) and country (US or Canada).

95 Analyses are presented separately for systemic and local reactogenicity. The proportions of participants with any
96 systemic/local reactogenicity and with individual systemic/local reactogenicity events, mean numbers of system-
97 ic/local events, and the proportion of participants with ≥ 3 systemic events are presented as comparative analyses.
98 Comparative analyses were adjusted to address potential confounding using inverse probability of treatment
99 weighting (IPTW). As described previously [17], each participant was assigned a propensity score based on a select
100 group of demographic and clinical characteristics identified using standardized differences. The present analysis used
101 the following covariates in the IPTW model: country (US vs Canada), prior COVID-19 diagnosis (yes vs no), race (Asian,
102 White), job category (professional), work at home (yes, no, or prefer not to answer), gender identity (male, female),
103 and scheduled to work in the next 24 h (yes vs no). The comparative analyses were weighted using stabilized inverse
104 probability of treatment weights. Because of the sample size limitation, event severity and all subgroup analyses were
105 analyzed descriptively. All results use the overall participant post–primary series sample. Results were not adjusted for
106 multiple comparisons.

107 **3. Results**

108 *3.1 Participants*

109 The 2019nCoV-406 study was conducted between July 2022 and March 2023. The post–primary series popula-
 110 tion included 1130 participants, 303 of whom received NVX-CoV2373 and 827 who received an mRNA vaccine during
 111 the study period. Baseline demographics and clinical characteristics were generally balanced between vaccine groups,
 112 as reported previously [17]; however, some differences between the NVX-CoV2373 and mRNA vaccine groups were
 113 observed related to ethnicity (**Table 1**). A higher proportion of Hispanic, Latin American, or Latinx (50.8%) and White
 114 (50.2%) participants received NVX-CoV2373 versus an mRNA vaccine (25.0% and 33.6%, respectively). By contrast,
 115 more Asian (22.9%) and Native Hawaiian or Pacific Islander (9.1%) participants received an mRNA vaccine versus
 116 NVX-CoV2373 (13.2% and 2.0%, respectively). Medical conditions that put participants at high risk for severe
 117 COVID-19 were relatively low in both groups (NVX-CoV2373, 6.3%; mRNA, 5.4%). Of those participants who received
 118 NVX-CoV2373, more did so as a first (60.7%) versus second (39.3%) dose after completion of the primary series. Al-
 119 ternatively, of those who received an mRNA vaccine, more received this as a second (62.6%) versus first (37.4%)
 120 post–primary series dose.

121 **Table 1.** Baseline demographics and clinical characteristics of study participants by region

Parameter	Post–primary series population [17]		US		Canada	
	NVX-CoV2373 (n = 303)	mRNA vaccine ^a (n = 827)	NVX-CoV2373 (n = 205)	mRNA vaccine ^a (n = 426)	NVX-CoV2373 (n = 98)	mRNA vaccine ^a (n = 401)
	Age, mean (SD) years	38.9 (11.8)	40.1 (13.0)	39.4 (12.0)	42.6 (13.4)	37.9 (11.2)
Gender identity, n (%)						
Female	156 (51.5)	469 (56.7)	109 (53.2)	243 (57.0)	47 (48.0)	226 (56.4)
Male	142 (46.9)	355 (42.9)	95 (46.3)	182 (42.7)	47 (48.0)	173 (43.1)
Genderfluid	1 (0.3)	0	0	0	1 (1.0)	0
Nonbinary	2 (0.7)	3 (0.4)	0	1 (0.2)	2 (2.0)	2 (0.5)
Prefer not to answer	2 (0.7)	0	1 (0.5)	0	1 (1.0)	0
Race/ethnicity^b, n (%)						
African American or Black	33 (10.9)	77 (9.3)	27 (13.2)	67 (15.7)	6 (6.1)	10 (2.5)
Asian ^c	40 (13.2)	189 (22.9)	8 (3.9)	21 (4.9)	32 (32.7)	168 (41.9)
Hispanic, Latin American, or Latinx	154 (50.8)	207 (25.0)	145 (70.7)	197 (46.2)	9 (9.2)	10 (2.5)
Middle Eastern or North African ^d	5 (1.7)	21 (2.5)	2 (1.0)	2 (0.5)	3 (3.1)	19 (4.7)

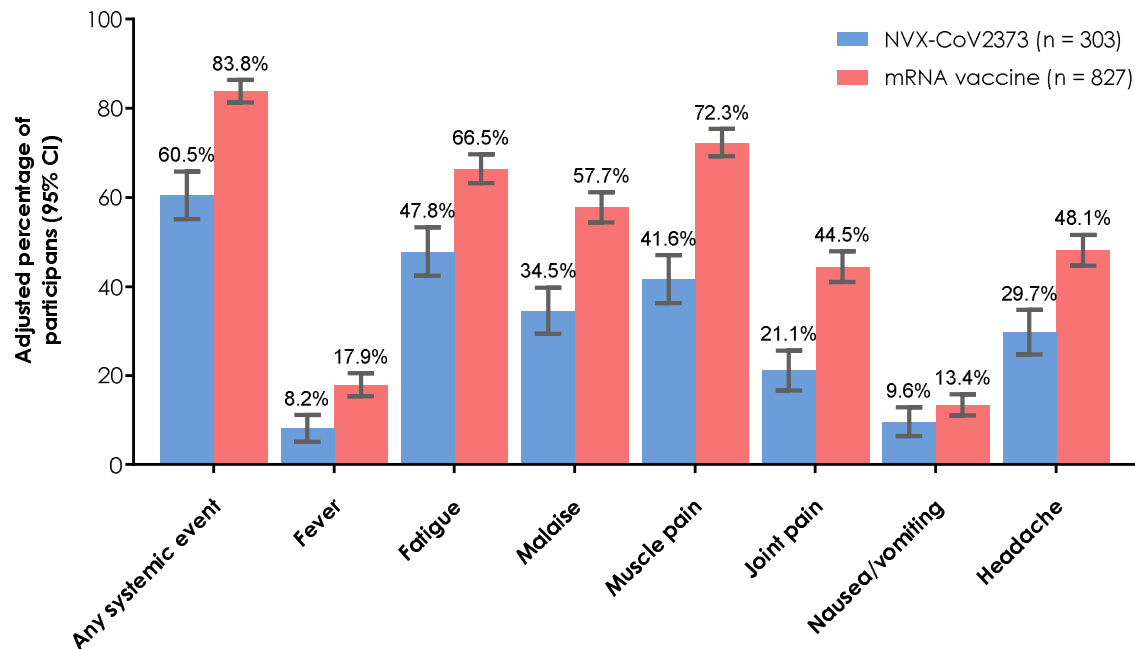
Native Hawaiian or Pacific Islander ^e	6 (2.0)	75 (9.1)	2 (1.0)	0	4 (4.1)	75 (18.7)
White	152 (50.2)	278 (33.6)	106 (51.7)	157 (36.9)	46 (46.9)	121 (30.2)
Other ^f	11 (3.6)	22 (2.7)	6 (2.9)	9 (2.1)	5 (5.1)	13 (3.2)
Prior COVID-19 diagnosis, n (%)	119 (39.3)	433 (52.4)	67 (32.7)	239 (56.1)	52 (53.1)	194 (48.4)
Medical condition that puts participant at high risk for severe COVID-19^b, n (%)						
Diabetes	6 (31.6)	21 (46.7)	2 (1.0)	15 (3.5)	4 (4.1)	6 (1.5)
Hypertension	7 (36.8)	13 (28.9)	5 (2.4)	10 (2.3)	2 (2.0)	3 (7.5)
Heart disease	2 (10.5)	8 (17.8)	1 (6.7)	8 (1.9)	1 (1.0)	0
Respiratory conditions	5 (26.3)	11 (24.4)	4 (2.0)	7 (1.6)	1 (1.0)	4 (1.0)
Other	5 (26.3)	13 (28.9)	4 (2.0)	10 (2.3)	1 (1.0)	3 (0.7)
Booster dose, n (%)						
First	184 (60.7)	309 (37.4)	167 (81.5)	266 (62.4)	17 (17.3)	43 (10.7)
Second or later	119 (39.3)	518 (62.6)	38 (18.5)	160 (37.6)	81 (82.7)	358 (89.3)
mRNA vaccine type, n (%)						
Monovalent	-	652 (78.8)	-	401 (94.1)	-	251 (62.6)
Bivalent	-	175 (21.2)	-	25 (5.9)	-	150 (37.4)

122 Baseline demographics and clinical characteristics for the post–primary series population have been published previously [17]. SD = standard deviation.
 123 ation. ^aIndividuals received either BNT162b2 or mRNA-1273. ^bThe categories for these variables were not mutually exclusive (participants could
 124 have listed more than one). ^cIncludes participants who identified as Chinese, South Asian (e.g., East Indian, Pakistani, or Sri Lankan), Southeast Asian
 125 (e.g., Vietnamese, Cambodian, Laotian, or Thai), Korean, or Japanese. ^dIncludes participants who identified as Middle Eastern, North African, Arab,
 126 or West Asian (e.g., Iranian or Afghan). ^eIncludes participants who identified as Native Hawaiian, Pacific Islander, or Filipino. ^fRace/ethnicity categories with fewer than 20 responses are captured in the “other” category and include: Alaska Native, American Indian, or Native American participants (total n = 6); race or ethnicity not listed (n = 16); and prefer not to answer (n = 11).
 127
 128
 129

130 Of the 1130 participants in the post–primary series population, 631 participants (NVX-CoV2373, n = 205; mRNA, n = 426) were from the US and 499 (NVX-CoV2373, n = 98; mRNA, n = 401) were from Canada (Table 1). Baseline demographics and characteristics of participants from the US and Canada were generally similar to those observed in the overall post–primary series population. Most participants with a Hispanic, Latin American, or Latinx ethnicity came from the US and most participants with an Asian or Native Hawaiian or Pacific Islander ethnicity came from Canada.
 131
 132
 133
 134

136 3.2 Systemic Reactogenicity

137 Within the first 2 days after vaccination, solicited systemic reactogenicity events were reported in 56.4% of par-
138 ticipants who received NVX-CoV2373 and 84.4% of participants who received an mRNA vaccine (BNT162b2: 84.5%;
139 mRNA-1273: 84.3%). After IPTW adjustment, 60.5% of participants who received the NVX-CoV2373 reported solicited
140 systemic reactogenicity events compared with 83.8% of participants who received an mRNA vaccine (**Figure 1**). Mus-
141 cle pain (NVX-CoV2373: 41.6%; mRNA vaccine: 72.3%), fatigue (47.8% and 66.5%, respectively), and malaise (34.5%
142 and 57.7%, respectively) were the most common systemic events in each vaccine group.



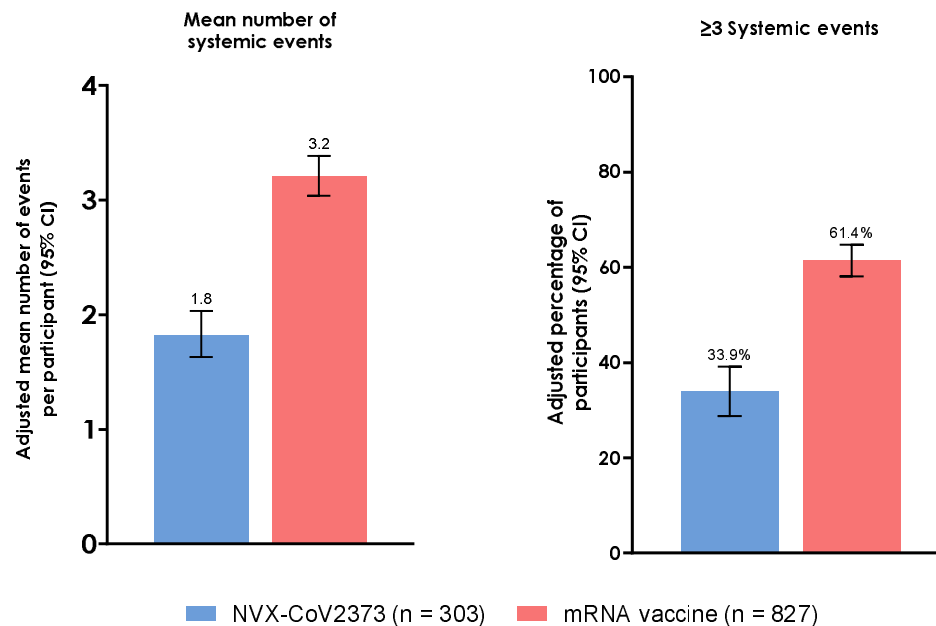
143 **Figure 1.** Rates of overall and individual solicited systemic reactogenicity events within 2 days of post–primary-series vac-
144 cination (IPTW adjusted estimates). Results are presented for the post–primary series population. CI, confidence interval;
145 IPTW, inverse probability of treatment weighting.

146
147
148 Participants who received NVX-CoV2373 reported a mean number (SD) of 1.8 (2.0) systemic events, whereas
149 those who received an mRNA vaccine reported a mean of 3.2 (2.1) systemic events (**Table 2**). Adjusting for confound-
150 ing by IPTW led to similar results, with mean numbers of events (95% CI) of 1.8 (1.6–2.0) for the NVX-CoV2373 group
151 and 3.2 (3.0–3.4) for the mRNA vaccine group (**Figure 2**). Markedly fewer participants who received NVX-CoV2373
152 reported three or more systemic reactogenicity events than those who received an mRNA vaccine (adjusted values
153 [95% CI]: NVX-CoV2373, 33.9% [28.7–39.1%]; mRNA vaccine, 61.4% [58.1–64.8%]).

155 **Table 2.** Descriptive analysis of systemic reactogenicity events in the overall population and by mRNA vaccine subgroup (unadjusted)
156 ed)

	NVX-CoV2373	mRNA vaccine	mRNA vaccine subgroup	
	(n = 303)	(n = 827)	BNT162b2 (n = 502)	mRNA-1273 (n = 325)
Median (range)	1 (0–7)	3 (0–7)	3 (0–7)	4 (0–7)
Number of events, n (%)				
No systemic reactogenicity events	132 (43.6)	129 (15.6)	78 (15.5)	51 (15.7)
1	41 (13.5)	91 (11.0)	62 (12.4)	29 (8.9)
2	34 (11.2)	98 (11.9)	73 (14.5)	25 (7.7)
3	26 (8.6)	108 (13.1)	69 (13.7)	39 (12.0)
4	26 (8.6)	140 (16.9)	81 (16.1)	59 (18.2)
5	26 (8.6)	128 (15.5)	72 (14.3)	56 (17.2)
6	11 (3.6)	89 (10.8)	48 (9.6)	41 (12.6)
7	7 (2.3)	44 (5.3)	19 (3.8)	25 (7.7)
Severity, n (%)				
No reactogenicity symptoms reported	132 (43.6)	129 (15.6)	78 (15.5)	51 (15.7)
Mild/no interference with activities	87 (28.7)	290 (35.1)	184 (36.7)	106 (32.6)
Moderate/interfered with activities	62 (20.5)	288 (34.8)	177 (35.3)	111 (34.2)
Severe/significant interference with activities	22 (7.3)	120 (14.5)	63 (12.5)	57 (17.5)

157 Table shows descriptive data summarizing systemic reactogenicity events reported within 2 days of receipt of a post-primary series vaccination in
158 the post-primary series population. All values are unadjusted.



159

160 **Figure 2.** Summary of solicited systemic reactogenicity events within 2 days of post-primary series vaccination (IPTW ad-
161 justed estimates). Post-primary series population. CI, confidence interval; IPTW, inverse probability of treatment weighting.
162

163 With respect to event severity, a lower proportion (unadjusted) of participants who received NVX-CoV2373 re-
164 ported a moderate or severe/significant systemic event within 2 days of vaccination compared with participants who
165 received an mRNA vaccine (27.7% [84/303] vs 49.3% [408/827]). Mild events were also reported in lower proportions
166 of participants who received NVX-CoV2373 (28.7%) compared with those who received an mRNA vaccine (35.1%).

167 The mean (SD) number of systemic events was similar whether participants received BNT162b2 (3.0 [2.1]) or
168 mRNA-1273 (3.5 [2.2]). Similarly, the proportion of participants reporting any systemic event was 84.5% (424/502)
169 and 84.3% (274/325), respectively. However, a higher proportion of participants receiving mRNA-1273 reported three
170 or more systemic reactogenicity events (unadjusted; 67.7% [220/325]) compared with BNT162b2 (57.6% [289/502]).
171 The proportion of participants reporting moderate-to-severe systemic events was 51.7% (168/325) and 47.8%
172 (240/502) with mRNA-1273 and BNT162b2, respectively (**Table 2**).

173 When assessed by country, unadjusted proportions of systemic reactogenicity events in the US were lower in
174 participants who received NVX-CoV2373 (48.5%) compared with participants who received an mRNA vaccine (79.1%)
175 (**Table 3**). Corresponding proportions tended to be higher for both vaccine types in Canadian participants
176 (NVX-CoV2373: 72.5%; mRNA: 90.0%). Regardless of country, participants who received NVX-CoV2373 reported fewer
177 systemic reactogenicity events (mean [SD]: US, 1.6 [2.1]; Canada, 2.1 [2.0]) than those who received an mRNA vaccine

178 (mean [SD]: US, 3.1 [2.3]; Canada, 3.3 [1.9]). Similarly, regardless of country, fewer participants who received
 179 NVX-CoV2373 reported three or more events (US: 29.8% [61/205]; Canada: 35.7% [35/98]) compared with those who
 180 received an mRNA vaccine (US: 58.2% [248/426]; Canada: 64.8% [260/401]) and fewer participants who received
 181 NVXCoV2373 reported moderate-to-severe events (US: 22.0% [45/205]; Canada: 39.8% [39/98]) compared with those
 182 who received an mRNA vaccine (US: 45.5% [194/426]; Canada: 53.4% [214/401]).

183

184 **Table 3.** Descriptive analysis of systemic reactogenicity events by country (unadjusted)

	US		Canada	
	NVX-CoV2373 (n = 205)	mRNA vaccine (n = 426)	NVX-CoV2373 (n = 98)	mRNA vaccine (n = 401)
Mean (SD)	1.6 (2.1)	3.1 (2.3)	2.1 (2.0)	3.3 (1.9)
Median (range)	0 (0–7)	3 (0–7)	2 (0–7)	4 (0–7)
Any systemic event, n (%)	100 (48.5)	337 (79.1)	71 (72.5)	361 (90.0)
Number of events, n (%)				
No systemic reactogenicity events	105 (51.2)	89 (20.9)	27 (27.6)	40 (10.0)
1	23 (11.2)	41 (9.6)	18 (18.4)	50 (12.5)
2	16 (7.8)	48 (11.3)	18 (13.4)	50 (12.5)
3	18 (8.8)	52 (12.2)	8 (8.2)	56 (14.0)
4	12 (5.9)	57 (13.4)	14 (14.3)	83 (20.7)
5	20 (9.8)	63 (14.8)	6 (6.1)	65 (16.2)
6	6 (2.9)	45 (10.6)	5 (5.1)	44 (11.0)
7	5 (2.4)	31 (7.3)	2 (2.0)	12 (3.2)
Severity, n (%)				
No reactogenicity symptoms reported	105 (51.2)	89 (20.9)	27 (27.6)	40 (10.0)
Mild/no interference with activities	55 (26.8)	143 (33.6)	32 (32.7)	147 (36.7)
Moderate/interfered with activities	31 (15.1)	139 (32.5)	31 (31.6)	149 (37.2)
Severe/significant interference with activities	14 (6.8)	55 (12.9)	8 (8.2)	65 (16.2)

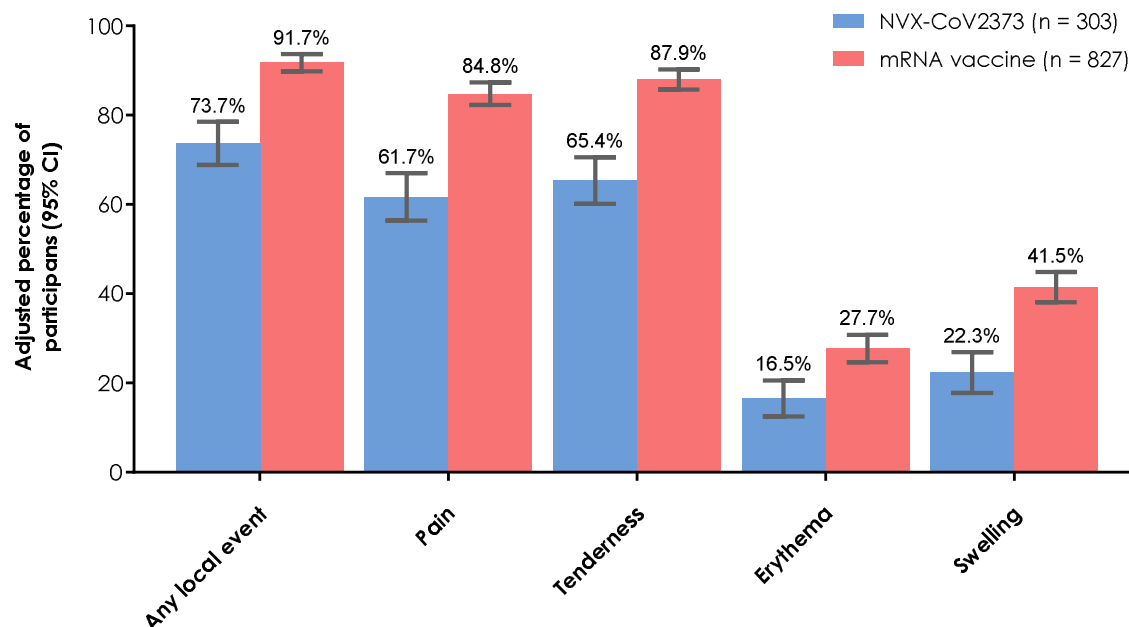
185 Table shows descriptive data summarizing systemic reactogenicity events reported within 2 days of receipt of a post–primary series vaccination in
 186 the post–primary series population. All values are unadjusted.

187

188 3.3 Local Reactogenicity

189 Similar to systemic reactogenicity, a lower proportion of participants who received NVX-CoV2373 (68.3%) experi-
 190 enced at least one solicited local reactogenicity event, compared with those who received an mRNA vaccine (91.9%;
 191 BNT162b2, 92.6%; mRNA-1273, 90.8%). After IPTW adjustment, local reactogenicity events were estimated to be re-
 192 ported in 73.7% and 91.7% of participants who received a booster dose of NVX-CoV2373 and mRNA vaccine, respec-
 193 tively (**Figure 3**). This trend in differences continued, with the overall frequency of each individual event occurring in a
 194 higher proportion of participants in the mRNA vaccine versus NVX-CoV2373 group. For both the NVX-CoV2373 and
 195 mRNA vaccine groups, the most common solicited local events were pain (61.7% and 84.8%, respectively) and ten-
 196 derness (65.4% and 87.9%, respectively) at the injection site.

197



198

199 **Figure 3.** Overall and individual solicited local reactogenicity events within 2 days of post–primary series vaccination (IPTW
 200 adjusted estimates). Post–primary series population. CI, confidence interval; IPTW, inverse probability of treatment
 201 weighting.

202

203 The mean number (SD) of reported local reactogenicity events per individual was 1.5 (1.3) for participants who
 204 received NVX-CoV2373 and 2.4 (1.1) for those who received an mRNA vaccine. Mean (95% CI) adjusted numbers were
 205 1.5 (1.3–1.6) and 2.4 (2.3–2.5), respectively. Compared with the NVX-CoV2373 group (21.1%), the proportion (unad-
 206 justed) of participants reporting moderate or severe/significant local reactogenicity events was 2.5-fold higher for
 207 participants in the mRNA vaccine group (52.0%) (**Table 4**).

208

209 **Table 4.** Descriptive analysis of local reactogenicity events in the overall population and by mRNA vaccine subgroup (unadjusted)

	NVX-CoV2373 (n = 303)	mRNA vaccine (n = 827)	mRNA vaccine subgroup	
			BNT162b2 (n = 502)	mRNA-1273 (n = 325)
Median (range)	2 (0–4)	2 (0–4)	2 (0–4)	3 (0–4)
Number of events, n (%)				
No systemic reactogenicity events	96 (31.7)	67 (8.1)	37 (7.4)	30 (9.2)
1	51 (16.8)	57 (6.9)	38 (7.6)	19 (5.8)
2	98 (32.3)	328 (39.7)	227 (45.2)	101 (31.1)
3	33 (10.9)	216 (26.1)	130 (25.9)	86 (26.5)

4	25 (8.3)	159 (19.2)	70 (13.9)	89 (27.4)
Severity, n (%)				
No reactogenicity symptoms reported	96 (31.7)	67 (8.1)	37 (7.4)	30 (9.2)
Mild/no interference with activities	143 (47.2)	330 (39.9)	222 (44.2)	108 (33.2)
Moderate/interfered with activities	57 (18.8)	338 (40.9)	200 (39.8)	138 (42.5)
Severe/significant interference with activities	7 (2.3)	92 (11.1)	43 (8.6)	49 (15.1)

210 Table shows descriptive data summarizing local reactogenicity events reported within 2 days of receipt of a post-primary series vaccination in the
 211 post-primary series population. All values are unadjusted.
 212

213 Reporting of local events was generally similar whether participants received BNT162b2 or mRNA-1273 (**Table 4**).
 214 The proportion (unadjusted) of participants reporting any local event was 92.6% (465/502) for BNT162b2 and 90.8%
 215 (295/325) for mRNA-1273. The mean number (SD) of local events reported was similar between subgroups (2.3 [1.0]
 216 and 2.6 [1.2], respectively); however, the proportion of participants who reported moderate or severe local events
 217 was higher in recipients of mRNA-1273 (57.5% [187/325]) than recipients of BNT162b2 (48.4% [243/502]).

218 In both the US and Canada, proportions (unadjusted) of local reactogenicity events were lower in participants
 219 who received NVX-CoV2373 compared with participants who received an mRNA vaccine, with events reported at a
 220 lower frequency in US versus Canadian participants (US: NVX-CoV2373, 62.4% vs mRNA, 88.3%; Canada:
 221 NVX-CoV2373, 80.6% vs mRNA, 95.8%) (**Table 5**). The mean number of local reactogenicity events reported in the US
 222 and Canada tended to follow the same pattern as the overall post-primary series population, with fewer events re-
 223 ported for those who received NVX-CoV2373 versus an mRNA vaccine. Similar to the overall population, regardless of
 224 country, lower proportions of participants who received NVX-CoV2373 reported moderate-to-severe local
 225 reactogenicity events (US: 20.0% [41/205]; Canada: 23.5% [23/98]) compared with those who received an mRNA vac-
 226 cine (US: 46.0% [196/426]; Canada: 58.4% [234/401]).

227 **Table 5.** Descriptive analysis of local reactogenicity events by country (unadjusted)

	US		Canada	
	NVX-CoV2373 (n = 205)	mRNA vaccine (n = 426)	NVX-CoV2373 (n = 98)	mRNA vaccine (n = 401)
Mean (SD)	1.3 (1.3)	2.4 (1.3)	1.7 (1.2)	2.4 (1.0)
Median (range)	1 (0–4)	2 (0–4)	2 (0–4)	2 (0–4)
Any local event, n (%)	128 (62.4)	376 (88.3)	79 (80.6)	384 (95.8)
Number of events, n (%)				
No local reactogenicity events	77 (37.6)	50 (11.7)	19 (19.4)	17 (4.2)
1	33 (16.1)	36 (8.5)	18 (18.4)	21 (5.2)

2	59 (28.8)	133 (31.2)	39 (39.8)	195 (48.6)
3	20 (9.8)	108 (25.4)	12 (13.3)	108 (26.9)
4	16 (7.8)	99 (23.2)	9 (9.2)	60 (15.0)
Severity, n (%)				
No reactogenicity symptoms reported	77 (37.6)	50 (11.7)	19 (19.4)	17 (4.2)
Mild/no interference with activities	87 (42.4)	180 (42.3)	56 (57.1)	150 (37.4)
Moderate/interfered with activities	37 (18.1)	147 (34.5)	20 (20.4)	191 (47.6)
Severe/significant interferences with activities	4 (2.0)	49 (11.5)	3 (3.1)	43 (10.7)

228 Table shows descriptive data summarizing local reactogenicity events reported within 2 days of receipt of a post–primary series vaccination in the
229 post–primary series population. All values are unadjusted.

230 4. Discussion

231 In this post hoc analysis of the 2019nCoV-406 study, participants who received NVX-CoV2373 after completing a
232 primary vaccination series reported fewer and less severe local and systemic reactogenicity symptoms in the 2 days
233 following vaccination compared with those who received an mRNA vaccine after completing a primary vaccination
234 series. These real-world data provide a better understanding of reactogenicity events associated with the two
235 COVID-19 vaccine platforms (protein-based and mRNA) received in the US and Canada. In the 2 days following
236 vaccination, local and systemic reactogenicity events were more commonly reported in participants who received an
237 mRNA vaccine than in those who received NVX-CoV2373. The proportions of participants reporting the most common
238 local (injection site pain and tenderness) and systemic (muscle pain, fatigue, and malaise) reactogenicity events were
239 higher among those who received an mRNA vaccine (>84% and >57%, respectively) than among those who received
240 NVX-CoV2373 (up to 65% and up to 48%, respectively). In addition, mRNA vaccine recipients were more likely to
241 report experiencing three or more systemic events or events with moderate-to-severe severity than participants who
242 received NVX-CoV2373. These findings are consistent regardless of the mRNA brand compared.

243 These data build on overall findings from the 2019nCoV-406 study [17] by focusing on the 2 days immediately
244 following receipt of a post–primary series vaccination and adjusting for potential confounding using IPTW. As noted
245 previously, this timing is of interest because over 90% of the most frequently occurring solicited reactogenicity events
246 in the 2019nCoV-406 study were reported within the first 2 days. Similarly, multiple studies have shown that systemic
247 and local reactogenicity events are short-lived, with mean or median durations of 2 days or less for the most fre-
248 quently reported solicited reactogenicity events [7-9,11]. The primary analysis from the 2019nCoV-406 study sug-
249 gested a trend toward less overall work impairment with NVX-CoV2373 compared with the mRNA vaccines [17]. In
250 addition, greater proportions of participants who received an mRNA vaccine reported local and systemic

251 reactogenicity events compared with NVX-CoV2373. This post hoc analysis showed consistent findings for the 2 days
252 after post–primary series vaccination, including when potential confounding related to differences in baseline and
253 clinical characteristics were accounted for using IPTW.

254 Multiple studies have found greater reactogenicity of mRNA vaccines relative to other COVID-19 vaccine plat-
255 forms, including adjuvanted protein-based vaccines such as NVX-CoV2373 [12,16,25-30]. While there are limitations
256 to direct comparisons between different studies, it is notable how closely these findings from the 2019nCoV-406
257 study mirror observations from the Oxford COV-BOOST trial and a National Institute for Allergy and Infectious Diseases
258 and National Institutes of Health–funded booster study [26,27]. Results from this analysis of 2019nCoV-406 expand
259 on previous reports [16,28,30] by focusing on the effects of vaccine doses administered after completion of primary
260 COVID-19 vaccination series. Additional COVID-19 vaccine dosing, whether as the second dose of the primary series or
261 as subsequent doses, can result in greater reactogenicity compared with the first injection [6,9,10], especially when
262 receiving a heterologous booster [19,25,31]. Although the studies investigating reactogenicity in homologous and
263 heterologous booster doses were generally not powered to make comparisons between vaccine types, altogether
264 findings from 2019nCoV-406 and other studies suggest that NVX-CoV2373, when administered as a heterologous
265 booster, has less reactogenicity than mRNA vaccines when administered as a homologous or heterologous
266 post–primary series dose [12,25,26,30]. This is especially relevant as most people in the US and Canada have received
267 a primary series of an mRNA vaccine. Concern about side effects is a primary reason for COVID-19 vaccine hesitancy
268 [22-24]. Accordingly, COVID-19 vaccines with lower rates of reactogenicity, which is suggested of heterologous use of
269 NVX-CoV2373 by the present analysis and several descriptive studies [12,25,26,30], have the potential to decrease
270 vaccine hesitancy. This may be especially useful given the continued evolution of SARS-CoV-2 and recommendations
271 from public health authorities for annual updates to the COVID-19 vaccine strain composition [32-35], suggesting the
272 potential need for seasonal COVID-19 vaccination, similar to influenza vaccination.

273 Comparison between the two mRNA vaccines showed that BNT162b2 (30 µg) tended to elicit fewer and slightly
274 less severe systemic and local reactogenicity events than mRNA-1273 (50 µg). If making cross-study comparisons, it is
275 important to note the vaccine doses investigated in the studies [12,25-28]. In particular, participants in COV-BOOST
276 and the MixNMatch Study (DMID 21-0012) received a higher dose of mRNA-1273 (100 µg) than is currently approved
277 [26,27]. However, mRNA-1273 was administered at the approved 50 µg dose [2] in the 2019nCoV-406 study, and rates
278 of reactogenicity events observed with RNA-1273 were still higher than those observed with BNT162b2.

279 Limitations to the 2019nCoV-406 study have been previously reported [17] and are inherent to all
280 noninterventional, real-world investigations. For example, study participants may not be representative of all popula-
281 tions receiving COVID-19 vaccines. This may be due to the timing of the study relative to vaccine approv-
282 al/authorization; the later authorization for use and availability of NVX-CoV2373 (winter/early spring 2023) relative to
283 that of mRNA vaccines (late summer/early fall 2022) may have created a temporal bias. Low enrollment at some study
284 sites likely led to the concentration of participants with particular demographics (e.g., race/ethnicity) or with access to
285 a specific type of vaccine. In addition, while availability of different vaccine types may have been defined by what was
286 available at the site, vaccines were selected by the participant, which could also introduce bias. Real-world studies
287 using patient-reported outcomes are often associated with concerns regarding the completeness and accuracy of pa-
288 tient reporting. While participants were instructed to complete the daily questions at the same time every day, it was
289 possible to access and complete the diaries within an 8-h period.

290 It is relevant to note that the study was not powered to evaluate reactogenicity and that the post hoc nature of
291 this analysis limits the conclusions that can be derived from the results. IPTW adjustments were made for the overall
292 post-primary dose population; however, adjusted analyses were not available for data reporting on severity or for the
293 mRNA vaccine and country subgroups. Results in the country subgroups were largely similar to those of the overall
294 population, however some differences were observed. A higher proportion of participants in the US (32% [205/630])
295 selected NVX-CoV2373 compared with participants in Canada (20% [98/499]); reactogenicity tended to be reported in
296 higher proportions of Canadian participants, regardless of the vaccine received, and the differences in reactogenicity
297 reporting between NVX-CoV2373 and mRNA vaccine subgroups tended to be greater in participants in the US com-
298 pared with those from Canada. Some of these findings may be limited by differences in adverse event reporting in the
299 US and Canada; however, reactogenicity was higher among recipients of mRNA vaccines compared with NVX-CoV2373
300 in both countries. Finally, the impact of post-primary series dose number (e.g., first vs second post-primary series
301 dose) relative to reactogenicity was not assessed.

302 The 2019nCoV-406 study provides data from a large, real-world population of participants receiving an addition-
303 al dose of COVID-19 vaccine after completion of a primary vaccination series. Reactogenicity was captured in the same
304 manner as in the phase 3 studies of COVID-19 vaccines, thereby strengthening the generalizability of these findings.
305 Importantly, participants were enrolled at the time of their vaccination, with data collected daily, improving accuracy
306 and limiting recall bias. In addition, this post hoc analysis used propensity score adjustments (i.e., IPTW) to reduce
307 bias.

308 **5. Conclusions**

309 Considering the lower frequency and intensity of COVID-19 reactogenicity symptoms observed in this post hoc
310 analysis of the real-world 2019nCoV-406 study, this analysis supports use of adjuvanted protein-based NVX-CoV2373
311 as an immunization option that has low reactogenicity. Future prospective studies are needed to confirm the observa-
312 tions reported here and to continue to examine the effects of age, sex, race/ethnicity, and even comorbidities on
313 COVID-19 vaccine reactogenicity.

314

315 **Author Contributions:** Conceptualization, K.H., D.O., H.B., and S.T.; methodology, M.D.R., K.H., R.Z., D.O., S.O., L.J., and S.T.; soft-
316 ware, R.Z., S.O., and L.J.; validation, R.Z., D.O., S.O. and L.J.; formal analysis, M.D.R., K.H., R.Z., and D.O.; investigation, all authors;
317 resources, M.D.R., A.M.M., M.M., H.B., and S.T.; data curation, R.Z., S.O., and L.J.; writing—original draft preparation, M.D.R., K.H.,
318 R.Z., D.O., S.O., L.J., and S.T.; writing—review and editing, all authors; visualization, R.Z., D.O., and A.M.M.; supervision, M.D.R. and
319 S.T.; project administration, S.O. and L.J.; funding acquisition, M.D.R. and S.T. All authors have read and agreed to the published
320 version of this manuscript.

321 **Funding:** This research was funded by Novavax, Inc., and the APC was funded by Novavax, Inc.

322 **Institutional Review Board Statement:** This study was conducted in accordance with the Declaration of Helsinki and approved by
323 the Institutional Review Board (or Ethics Committee) of Advarra (Approval notice MOD01579170, approved 24 February 2023).

324 **Informed Consent Statement:** Informed consent was obtained from all subjects involved in this study.

325

326 **Data Availability Statement:** Data are available on request due to privacy restrictions. The data presented in this study are availa-
327 ble in aggregate form on request to the corresponding author. The data are not publicly available due to privacy requirements.

328 **Acknowledgments:** Medical writing and editorial support were provided by Miranda Bader-Goodman, PhD, Meredith Kalish, MD,
329 CMPP, Kelly M. Fahrbach, PhD, CMPP, and Ebenezer M. Awuah-Yeboah, BS, of Ashfield MedComms, an Inizio company, and funded
330 by Novavax, Inc. The authors would like to thank Angela Miller for her operational involvement in the study.

331 **Conflicts of Interest:** MDR, AMM, ST, HB, and MM are employees of Novavax, Inc. and may hold stock in Novavax, Inc. KH, RZ, SO,
332 DO, and LJ are employees of RTI Health Solutions, an independent research consultancy that received funding under a research
333 contract with Novavax, Inc. to conduct this study. The funder participated in the design and interpretation of the data and the
334 writing of this manuscript but had no role in the collection or analysis of the data or in the decision to publish these results.

335 **Legal Disclosure:** Registered and proprietary names, e.g., trademarks, used herein are not to be considered unprotected by law
336 even when not specifically marked as such.

337 **References**

- 338 1. Food and Drug Administration. Comirnaty. Available online:
339 <https://www.fda.gov/vaccines-blood-biologics/comirnaty> (accessed on 23 May 2024).
- 340 2. Food and Drug Administration. Spikevax. Available online:
341 <https://www.fda.gov/vaccines-blood-biologics/spikevax> (accessed on 24 May 2024).
- 342 3. Health Canada. Approved COVID-19 Vaccines. Available online:
343 <https://www.canada.ca/en/health-canada/services/drugs-health-products/covid19-industry/drugs-vaccines-treatments/vaccines.html> (accessed on 30 May 2024).
- 344 4. Food and Drug Administration. Novavax COVID-19 Vaccine, Adjuvanted. Available online:
345 <https://www.fda.gov/vaccines-blood-biologics/coronavirus-covid-19-cber-regulated-biologics/novavax-covid-19-vaccine-adjuvanted> (accessed on 24 May 2024).
- 348 5. Anez, G.; Dunkle, L.M.; Gay, C.L.; Kotloff, K.L.; Adelglass, J.M.; Essink, B.; Campbell, J.D.; Cloney-Clark, S.; Zhu, M.; Plested, J.S.; et al. Safety, Immunogenicity, and efficacy of the NVX-CoV2373 COVID-19 vaccine in adolescents: A randomized clinical trial. *JAMA Netw. Open* **2023**, *6*, e239135, doi:10.1001/jamanetworkopen.2023.9135.
- 352 6. Baden, L.R.; El Sahly, H.M.; Essink, B.; Kotloff, K.; Frey, S.; Novak, R.; Diemert, D.; Spector, S.A.; Rouphael, N.; Creech, C.B.; et al. Efficacy and safety of the mRNA-1273 SARS-CoV-2 vaccine. *N. Engl. J. Med.* **2021**, *384*, 403–416, doi:10.1056/NEJMoa2035389.
- 355 7. Dunkle, L.M.; Kotloff, K.L.; Gay, C.L.; Anez, G.; Adelglass, J.M.; Barrat Hernandez, A.Q.; Harper, W.L.; Duncanson, D.M.; McArthur, M.A.; Florescu, D.F.; et al. Efficacy and safety of NVX-CoV2373 in adults in the United States and Mexico. *N. Engl. J. Med.* **2022**, *386*, 531–543, doi:10.1056/NEJMoa2116185.
- 358 8. Heath, P.T.; Galiza, E.P.; Baxter, D.N.; Boffito, M.; Browne, D.; Burns, F.; Chadwick, D.R.; Clark, R.; Cosgrove, C.; Galloway, J.; et al. Safety and efficacy of NVX-CoV2373 Covid-19 vaccine. *N. Engl. J. Med.* **2021**, *385*, 1172–1183, doi:10.1056/NEJMoa2107659.
- 361 9. Polack, F.P.; Thomas, S.J.; Kitchin, N.; Absalon, J.; Gurtman, A.; Lockhart, S.; Perez, J.L.; Perez Marc, G.; Moreira, E.D.; Zerbini, C.; et al. Safety and efficacy of the BNT162b2 mRNA covid-19 vaccine. *N. Engl. J. Med.* **2020**, *383*, 2603–2615, doi:10.1056/NEJMoa2034577.
- 364 10. Alves, K.; Plested, J.S.; Galbiati, S.; Chau, G.; Cloney-Clark, S.; Zhu, M.; Kalkeri, R.; Patel, N.; Smith, K.; Marcheschi, A.; et al. Immunogenicity and safety of a fourth homologous dose of NVX-CoV2373. *Vaccine* **2023**, *41*, 4280–4286, doi:10.1016/j.vaccine.2023.05.051.
- 367 11. Sadoff, J.; Gray, G.; Vandebosch, A.; Cardenas, V.; Shukarev, G.; Grinsztejn, B.; Goepfert, P.A.; Truyers, C.; Fennema, H.; Spiessens, B.; et al. Safety and efficacy of single-dose Ad26.COV2.S vaccine against covid-19. *N. Engl. J. Med.* **2021**, *384*, 2187–2201, doi:10.1056/NEJMoa2101544.
- 370 12. San Francisco Ramos, A.; Liu Sanchez, C.; Bovill Rose, T.; Smith, D.; Thorn, N.; Galiza, E.; Miah, T.; Pearce, J.; Hultin, C.; Cosgrove, C.; et al. Comparing reactogenicity of COVID-19 vaccine boosters: A systematic review and meta-analysis. *Expert Rev. Vaccines* **2024**, *23*, 266–282, doi:10.1080/14760584.2024.2315089.
- 373 13. Centers for Disease Control and Prevention. Seasonal Influenza Vaccine Safety: A Summary for Clinicians. Available online: https://www.cdc.gov/flu/professionals/vaccination/vaccine_safety.htm (accessed on 4 June 2024).
- 376 14. Centers for Disease Control and Prevention. Shingles: About the Vaccine. Available online: <https://www.cdc.gov/vaccines/vpd/shingles/hcp/shingrix/about-vaccine.html> (accessed on 4 June 2024).

- 378 15. Gonen, T.; Barda, N.; Asraf, K.; Joseph, G.; Weiss-Ottolenghi, Y.; Doolman, R.; Kreiss, Y.; Lustig, Y.;
379 Regev-Yochay, G. Immunogenicity and reactogenicity of coadministration of COVID-19 and influenza vaccines.
380 *JAMA Netw. Open* **2023**, *6*, e2332813, doi:10.1001/jamanetworkopen.2023.32813.
- 381 16. Werner, F.; Zeschick, N.; Kuhlein, T.; Steininger, P.; Uberla, K.; Kaiser, I.; Sebastiao, M.; Hueber, S.; Warkentin, L.
382 Patient-reported reactogenicity and safety of COVID-19 vaccinations vs. comparator vaccinations: a comparative
383 observational cohort study. *BMC Med.* **2023**, *21*, 358, doi:10.1186/s12916-023-03064-6.
- 384 17. Rousculp, M.D.; Hollis, K.; Ziemiecki, R.; Odom, D.; Marchese, A.M.; Montazeri, M.; Odak, S.; Jackson, L.; Miller,
385 A.; Toback, S. Burden and impact of reactogenicity among adults receiving COVID-19 vaccines in the United
386 States and Canada: Results from a prospective observational study. *Vaccines (Basel)* **2024**, *12*,
387 doi:10.3390/vaccines12010083.
- 388 18. Breeher, L.E.; Wolf, M.E.; Geyer, H.; Brinker, T.; Tommaso, C.; Kohnhofer, S.; Hainy, C.; Swift, M. Work absence
389 following COVID-19 vaccination in a cohort of healthcare personnel. *J. Occup. Environ. Med.* **2022**, *64*, 6–9,
390 doi:10.1097/JOM.0000000000002376.
- 391 19. Nachtigall, I.; Bonsignore, M.; Hohenstein, S.; Bollmann, A.; Gunther, R.; Kodde, C.; Englisch, M.; Ahmad-Nejad,
392 P.; Schroder, A.; Glenz, C.; et al. Effect of gender, age and vaccine on reactogenicity and incapacity to work after
393 COVID-19 vaccination: A survey among health care workers. *BMC Infect. Dis.* **2022**, *22*, 291,
394 doi:10.1186/s12879-022-07284-8.
- 395 20. Costa, K. Older Adults' Intentions and Attitudes Toward the Updated Bivalent COVID-19 Booster 2023: Survey,
396 United States, July 2023. Available online:
397 <https://www.healthcanal.com/health/the-bivalent-covid-19-booster-survey> (accessed on 30 May 2024).
- 398 21. Rief, W. Fear of adverse effects and COVID-19 vaccine hesitancy: Recommendations of the treatment expectation
399 expert group. *JAMA Health Forum* **2021**, *2*, e210804, doi:10.1001/jamahealthforum.2021.0804.
- 400 22. Freeman, E.E.; Strahan, A.G.; Smith, L.R.; Judd, A.D.; Samarakoon, U.; Chen, G.; King, A.J.; Blumenthal, K.G. The
401 impact of COVID-19 vaccine reactions on secondary vaccine hesitancy. *Ann Allergy Asthma Immunol* **2024**,
402 doi:10.1016/j.anai.2024.01.009.
- 403 23. Tiozzo, G.; Louwsma, T.; Konings, S.R.A.; Vondeling, G.T.; Perez Gomez, J.; Postma, M.J.; Freriks, R.D.
404 Evaluating the reactogenicity of COVID-19 vaccines from network-meta analyses. *Expert Rev. Vaccines* **2023**, *22*,
405 410–418, doi:10.1080/14760584.2023.2208216.
- 406 24. National Foundation for Infectious Diseases 2023 National Survey: Attitudes about Influenza, COVID-19,
407 Respiratory Syncytial Virus, and Pneumococcal Disease. Available online:
408 <https://www.nfid.org/resource/2023-national-survey-attitudes-about-influenza-covid-19-respiratory-syncytial-virus-and-pneumococcal-disease/> (accessed on 12 March 2024).
- 409
410 25. Marchese, A.M.; Rousculp, M.; Macbeth, J.; Beyhaghi, H.; Seet, B.T.; Toback, S. The Novavax heterologous
411 COVID booster demonstrates lower reactogenicity than mRNA: A targeted review. *J. Infect. Dis.* **2023**,
412 doi:10.1093/infdis/jiad519.
- 413 26. Munro, A.P.S.; Janani, L.; Cornelius, V.; Aley, P.K.; Babbage, G.; Baxter, D.; Bula, M.; Cathie, K.; Chatterjee, K.;
414 Dodd, K.; et al. Safety and immunogenicity of seven COVID-19 vaccines as a third dose (booster) following two
415 doses of ChAdOx1 nCov-19 or BNT162b2 in the UK (COV-BOOST): a blinded, multicentre, randomised,
416 controlled, phase 2 trial. *Lancet* **2021**, *398*, 2258–2276, doi:10.1016/S0140-6736(21)02717-3.
- 417 27. Atmar, R.L.; Lyke, K.E.; Deming, M.E.; Jackson, L.A.; Branche, A.R.; El Sahly, H.M.; Rostad, C.A.; Martin, J.M.;
418 Johnston, C.; Rupp, R.E.; et al. Homologous and heterologous Covid-19 booster vaccinations. *N. Engl. J. Med.*
419 **2022**, *386*, 1046–1057, doi:10.1056/NEJMoa2116414.

- 420 28. Sutton, N.; San Francisco Ramos, A.; Beales, E.; Smith, D.; Ikram, S.; Galiza, E.; Hsia, Y.; Heath, P.T. Comparing
421 reactogenicity of COVID-19 vaccines: A systematic review and meta-analysis. *Expert Rev. Vaccines* **2022**, *21*,
422 1301–1318, doi:10.1080/14760584.2022.2098719.
- 423 29. Salter, S.M.; Li, D.; Trentino, K.; Nissen, L.; Lee, K.; Orlemann, K.; Peters, I.; Murray, K.; Leeb, A.; Deng, L. Safety
424 of four COVID-19 vaccines across primary doses 1, 2, 3 and booster: A prospective cohort study of Australian
425 community pharmacy vaccinations. *Vaccines (Basel)* **2022**, *10*, doi:10.3390/vaccines10122017.
- 426 30. Stuart, A.S.V.; Shaw, R.H.; Liu, X.; Greenland, M.; Aley, P.K.; Andrews, N.J.; Cameron, J.C.; Charlton, S.;
427 Clutterbuck, E.A.; Collins, A.M.; et al. Immunogenicity, safety, and reactogenicity of heterologous COVID-19
428 primary vaccination incorporating mRNA, viral-vector, and protein-adjuvant vaccines in the UK (Com-COV2):
429 a single-blind, randomised, phase 2, non-inferiority trial. *Lancet* **2022**, *399*, 36–49,
430 doi:10.1016/S0140-6736(21)02718-5.
- 431 31. Shaw, R.H.; Stuart, A.; Greenland, M.; Liu, X.; Nguyen Van-Tam, J.S.; Snape, M.D.; Com, C.O.V.S.G.
432 Heterologous prime-boost COVID-19 vaccination: initial reactogenicity data. *Lancet* **2021**, *397*, 2043–2046,
433 doi:10.1016/S0140-6736(21)01115-6.
- 434 32. European Medicines Agency. EMA Recommendation to Update the Antigenic Composition of Authorised
435 COVID-19 Vaccines for 2024-2025. Available online:
436 [https://www.ema.europa.eu/en/documents/other/ema-recommendation-update-antigenic-composition-authoris-](https://www.ema.europa.eu/en/documents/other/ema-recommendation-update-antigenic-composition-authorised-covid-19-vaccines-2024-2025_en.pdf)
437 [ed-covid-19-vaccines-2024-2025_en.pdf](https://www.ema.europa.eu/en/documents/other/ema-recommendation-update-antigenic-composition-authorised-covid-19-vaccines-2024-2025_en.pdf) (accessed on 26 May 2024).
- 438 33. World Health Organization. Statement on the Antigen Composition of COVID-19 Vaccines. Available online:
439 <https://www.who.int/news/item/26-04-2024-statement-on-the-antigen-composition-of-covid-19-vaccines>
440 (accessed on 26 May 2024).
- 441 34. Food and Drug Administration. Updated COVID-19 Vaccines for Use in the United States Beginning in Fall
442 2023. Available online:
443 <https://www.fda.gov/vaccines-blood-biologics/updated-covid-19-vaccines-use-united-states-beginning-fall-2023>
444 (accessed on 26 May 2024).
- 445 35. Food and Drug Administration. Vaccines and Related Biological Products Advisory Committee June 5, 2024
446 Meeting Announcement. Available online:
447 [https://www.fda.gov/advisory-committees/advisory-committee-calendar/vaccines-and-related-biological-produ-](https://www.fda.gov/advisory-committees/advisory-committee-calendar/vaccines-and-related-biological-products-advisory-committee-june-5-2024-meeting-announcement)
448 [cts-advisory-committee-june-5-2024-meeting-announcement](https://www.fda.gov/advisory-committees/advisory-committee-calendar/vaccines-and-related-biological-products-advisory-committee-june-5-2024-meeting-announcement) (accessed on 26 May 2024).

449

450