

1 **Impact of interventions on mpox transmission during the 2022 outbreak in Canada: a** 2 **mathematical modeling study of three different cities**

3 Fanyu Xiu¹, Carla Doyle¹, Jorge Luis Flores Anato¹, Jesse Knight^{2,3}, Linwei Wang², Joseph
4 Cox^{1,4}, Daniel Grace⁵, Trevor A. Hart^{5,6}, Terri Zhang⁶, Shayna Skakoon-Sparling^{6,7}, Milada
5 Dvorakova⁴, Rita Shahin^{5,8}, Herveen Sachdeva^{5,8}, Nathan Lachowsky⁹, Hind Sbihi^{10,11}, Darrell
6 H.S. Tan^{3,4,12}, Michael A. Irvine^{10,13,14}, Sharmistha Mishra^{2,3,5,12}, Mathieu Maheu-Giroux^{1‡}

7 **Author Affiliations:**

- 8 1. Department of Epidemiology and Biostatistics, McGill University, Montréal, QC,
9 Canada.
- 10 2. MAP Centre for Urban Health Solutions, Unity Health Toronto, ON, Canada.
- 11 3. Institute of Medical Sciences, University of Toronto, Toronto, ON, Canada.
- 12 4. Research Institute of the McGill University Health Centre, Montréal, QC, Canada.
- 13 5. Dalla Lana School of Public Health, University of Toronto, Toronto, ON, Canada.
- 14 6. Department of Psychology, Toronto Metropolitan University, Toronto, ON, Canada.
- 15 7. Department of Psychology, University of Guelph, Guelph, ON, Canada.
- 16 8. Toronto Public Health, ON, Canada.
- 17 9. School of Public Health and Social Policy, University of Victoria, Victoria, BC, Canada
- 18 10. Data and Analytic Services, British Columbia Centre for Disease Control, Vancouver,
19 BC, Canada.
- 20 11. School of Population and Public Health, University of British Columbia, Vancouver, BC,
21 Canada.
- 22 12. Department of Medicine, St. Michael's Hospital, University of Toronto, Toronto, ON,
23 Canada.
- 24 13. Faculty of Health Sciences, Simon Fraser University, Burnaby, BC, Canada.
- 25 14. Department of Statistics, University of British Columbia, Vancouver, BC, Canada.

26
27 **Abstract:** 239 words

28 **Main text:** 3,250 words

29 30 ‡**Corresponding author:**

31 Mathieu Maheu-Giroux, ScD
32 Department of Epidemiology and Biostatistics,
33 School of Population and Global Health
34 McGill University
35 2001 Avenue McGill College (Suite 1200),
36 Montréal, QC, Canada,
37 H3A 1G1
38 E-mail: mathieu.maheu-giroux@mcgill.ca
39 Phone: (+1) 514-398-5110

40 **Key words:** mpox; monkeypox; mathematical model; men who have sex with men; vaccination;
41 contact tracing; behavioural change; Modified vaccinia Ankara; MVA-BN.

42

43 **Abstract**

44 **Background:** The 2022-2023 global mpox outbreak primarily affected gay, bisexual, and other
45 men who have sex with men (GBM). It was met with swift community and public health
46 responses. The relative impact of GBM's reductions in sexual partners, contact tracing/isolation,
47 and vaccination on transmission in Canadian cities remain unknown.

48 **Methods:** We estimated changes in sexual behaviours during the outbreak using 2022 data from
49 the *Engage Cohort Study* which recruited self-identified GBM in Montréal, Toronto, and
50 Vancouver (n=1,445). The numbers of sexual partners in the past 6 months (P6M) were modeled
51 using negative binomial regressions. A transmission-dynamic compartmental model was
52 calibrated to surveillance data. We estimated the averted fraction of new infections attributable to
53 reductions in sexual partners, contact tracing/isolation, and first-dose vaccination, versus an
54 unmitigated epidemic scenario, in each of the three cities.

55 **Results:** The empirical estimates of sexual behaviours changes were imprecise: 20% (RR=0.80;
56 95% credible intervals [95%CrI]: 0.47-1.36) fewer sexual partners among those reporting ≤ 7
57 partners (P6M) and 33% (RR=0.67; 95%CrI: 0.31-1.43) fewer among those with >7 partners
58 (P6M). Compared to the unmitigated epidemics, we estimated that the three interventions
59 combined avert 46%-58% of cases. Reductions in sexual partners, contact tracing/isolation
60 prevented approximately 12% and 14% of cases, respectively. Vaccination's effect varied across
61 cities by start date and coverage, with 21%-39% mpox infections prevented.

62 **Conclusions:** Reduction in sexual activity, contact tracing/isolation, and vaccination all
63 contributed to accelerating epidemic control and infections averted. Early vaccination had the
64 largest impact.

65

66 **Background**

67 The 2022-2023 global mpox outbreak resulted in more than 90,000 infections across 110
68 historically non-endemic regions, including Canada; it also disproportionately impacted gay,
69 bisexual, and other men who have sex with men (GBM) [1]. Unlike historically reported cases in
70 Central and West Africa, the recent global outbreak was sustained due to human-to-human
71 transmission, primarily via sexual contacts [2]. From May 2022 to October 2023, 98% of 1,443
72 confirmed cases with available data in Canada, occurred among GBM [3]. Over 70% of the
73 reported cases were concentrated in Montréal (Québec), Toronto (Ontario), and Vancouver
74 (British Columbia), the country's three largest cities [4–6]. Mpox's cumulative incidences
75 among GBM were around 1% in all three cities, despite differences in timing of outbreaks and
76 interventions [7].

77 On May 19th, 2022, the first confirmed mpox case in Canada was reported in Montréal,
78 the site of the first North American outbreak [8]. Cases in Toronto and Vancouver were
79 respectively confirmed first on May 26th and June 6th of that year [8,9]. The outbreaks were met
80 with swift responses from community organizations, sexual health professionals, laboratorians,
81 and public health teams. The number of mpox cases peaked in all three cities from late-June to
82 mid-July 2022 and declined thereafter, alongside the roll-out of public health interventions [3].
83 Various factors that govern the underlying transmission dynamics could have contributed to
84 reductions in transmission, including saturation of groups at high risk of infection [10–13],
85 changes in sexual behaviours following community outreach [14–16], contact tracing and
86 isolation of traced contacts by local public health units [17,18], and use of vaccination [19,20].

87 Previous work showed that the effective reproduction number (i.e., R_e : the average
88 number of secondary infections from one infectious individual where some people are no longer
89 susceptible) could drop below 1 if even a small proportion (<2%) of GBM with the highest
90 levels of sexual activity acquired immunity [7,11]. In Canada, public health authorities partnered
91 with community-based organizations to amplify messaging about mpox prevention by reducing
92 sexual partner numbers, prevention, testing, and vaccination on digital platforms and at gathering
93 places [21,22]. Online surveys among convenience samples of GBM in the United Kingdom and
94 the United States found that nearly half of interviewed GBM reported reducing their sexual
95 partner numbers and visits to sex-on-premises venues after the onset of the mpox outbreak
96 [15,16]. It remains uncertain if, and to which extent, GBM living in Canada similarly adapted

97 their sexual behaviours in response to the mpox outbreaks, and what impact this had on the
98 course of the epidemics.

99 Local health authorities conducted case and contact management to identify source
100 infections and encouraged exposed symptomatic contacts to self-isolate [23]. In Montréal, 20%
101 of contacts of confirmed cases were successfully traced/notified since late May 2022, resulting
102 from the high number of anonymous sexual contacts [4,24]. Identified contacts were advised to
103 self-monitor for symptoms and based on exposure risks, advised to receive post-exposure
104 prophylaxis (PEP) using the Modified Vaccinia Ankara-Bavarian Nordic (MVA-BN) vaccine
105 [4,23,24].

106 MVA-BN is a third-generation smallpox vaccine that offers cross-protection against the
107 mpox virus [25,26]. In early June 2022, one-dose of vaccine for pre-exposure prophylaxis (PrEP)
108 became available to individuals at high risk of exposure [5,24,27], including GBM who had sex
109 with more than one partner and engaged in sexual contact in sex-on-premises venues [28]. As of
110 mid-October 2022, approximately 24,000 first-doses in Montréal, and 35,000 in Toronto, of
111 MVA-BN vaccines were administered [24,27]. In Vancouver, 18,000 first- and second-doses had
112 been given over that same period [5].

113 Since mid-November 2022, case activity has been sporadic [3]. Understanding the impact
114 of the main interventions in Montréal, Toronto, and Vancouver could generate new evidence,
115 inform mpox prevention, and prioritize future public health actions. We aimed to evaluate the
116 relative contribution of a) changes in sexual partner numbers, b) contact tracing/isolation, and c)
117 first-dose vaccination on 2022 mpox outbreak dynamics among GBM in three different cities,
118 while considering potential saturation of infections within high-risk groups. Specifically, we
119 leveraged the *Engage Cohort Study*, a population-based study of GBM in the three cities, to
120 empirically evaluate changes in sexual partner numbers during the period of high mpox
121 transmission. We then developed a risk-stratified dynamic model of mpox transmission
122 calibrated to mpox case surveillance data, to retrospectively assess the impact of various
123 interventions on the final epidemic size, disentangling their unique contributions.

124 **Methods**

125 *Data Source*

126 The *Engage Cohort Study* is a prospective cohort of GBM in Montréal, Toronto, and
127 Vancouver. Detailed descriptions of *Engage* can be found elsewhere [29–32]. Briefly, eligible

128 participants were self-identified cisgender or transgender men living in one of the three cities,
129 aged ≥ 16 years, reported sex with another man in the past 6 months (P6M), understood English
130 and/or French, and provided written informed consent [33]. Participants were recruited during
131 2017-2019 in each city using respondent-driven sampling (RDS) with subsequent study follow-
132 up visits every 6-12 months [34]. At each visit, participants completed an online questionnaire
133 including questions about sexual behaviours.

134 *Changes in number of sexual partners during the mpox epidemics*

135 To estimate changes in self-reported number of all-type sexual partners, we first excluded
136 visits prior to 2022, given disruptions in sexual behaviours during the COVID-19 pandemic in
137 2020 and 2021 [7,35,36]. We defined the period over which mpox-driven behaviour changes
138 could have occurred from May 19th, 2022 (first reported mpox case in Canada) to August 14th,
139 2022 (vaccination coverage $>30\%$ in all three cities). The latter date was chosen to ensure a
140 reasonable sample size and account for mpox vaccination scale-up. Using data from all
141 participants who had at least one visit in 2022, we fit a Bayesian negative binomial regression
142 model to the number of sexual partners in the P6M, with a random intercept for each participant.
143 We defined our exposure as the continuous fraction of the 6-month recall period that overlapped
144 with the period of potential behaviour changes (i.e., adjusting for attenuation given the long
145 recall period). We also included the following covariates: age (16-29, 30-39, 40-49, 50-59, ≥ 60
146 years), relationship status history (single/exclusive/open/unclear relationship at latest visit before
147 2022), HIV status (positive, negative/unknown), calendar month (continuous), and sexual
148 partnership history (≤ 7 or >7 male sexual partners in the P6M at the latest visit before 2022). We
149 then computed the relative change in sexual partner numbers (rate ratio, RR) during the mpox
150 outbreak by sexual partnership history, to examine potential effect modification. Details on
151 variable definitions and the regression model are available in the *Supplementary Methods*.

152 To assess the sensitivity of our results, we repeated the analysis using alternative
153 categorizations of sexual partnership history (≤ 3 or >3 , and ≤ 5 or >5 male sexual partners in the
154 P6M). We used a different end point of the behaviour change period (July 14th, 2022) to assess
155 the sensitivity to an alternative exposure definition. We used a Bayesian logistic regression
156 model to study two alternate outcomes: visit to bathhouses and/or sex clubs at least once in the
157 P6M (binary) and attendance at group sex events at least once in the P6M (binary).

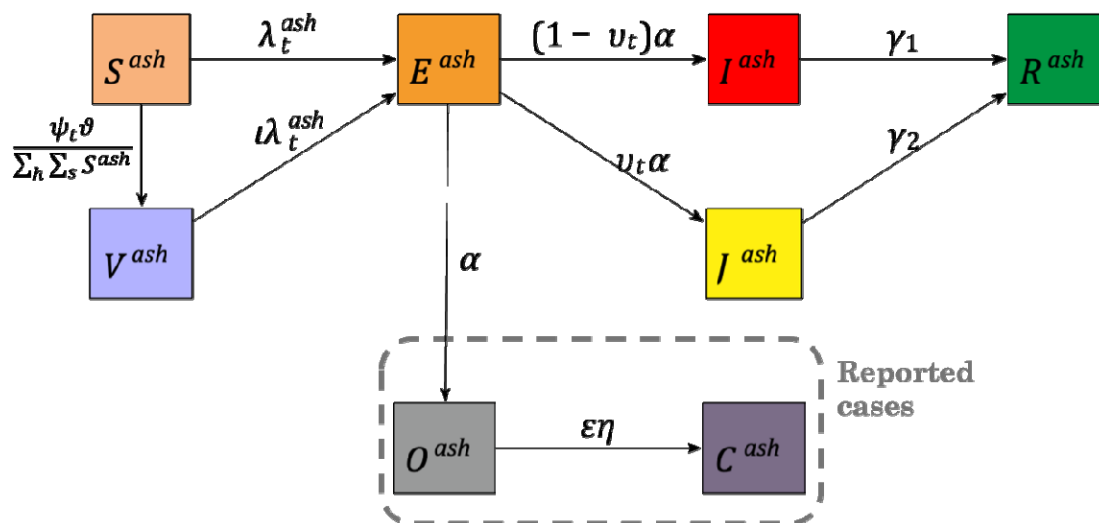
158 All empirical data analyses were performed with *R* (4.3.2) [37], using the *RStan* (2.32.3)
159 [38] and *rstanarm* (2.26.1) [39] packages.

160 *Dynamic model of mpox transmission*

161 We developed a dynamic, deterministic compartmental model of mpox transmission and
162 control among a closed population of GBM. Surveillance data suggest that 30-39-year-olds, high
163 numbers of sexual partners, and living with HIV were associated with mpox diagnosis [3,40].
164 We stratified the model into 5 age groups (16-29, 30-39, 40-49, 50-59, ≥ 60 years), 10 sexual
165 activity groups (representing 60%, 90%, 95%, 96%, 97%, 98%, 99%, 99.5%, and 99.8%
166 percentiles in the distribution of P6M sexual partner numbers), and HIV status (positive,
167 negative/unknown). All GBM are assumed susceptible at the start of the outbreak, and they can
168 acquire mpox and transition into the exposed (but not yet infectious) compartment, depending on
169 a time-varying force of infection (**Figure 1**). The latter considers the mixing between GBM by
170 age, sexual activity, and HIV status. The age and HIV mixing were informed by previous studies
171 [41], and degree of assortativity by sexual activity was calibrated. Based on a previous analysis
172 [7], we allowed for underreporting and reporting delays [42,43]: 77%-86% of all infections were
173 estimated to be reported in the surveillance data.

174 In terms of interventions, community and public health messaging could have led to
175 potential behaviour changes. GBM's contact rates were allowed to vary using a rate ratio that
176 reflected potential reductions in sexual activity (as informed by a prior from the empirical
177 analysis above). Exposed GBM can be traced and isolated by local public health authorities.
178 Local public health authorities in Montréal suggested that 20% of contacts of reported cases were
179 traced [4,24]. We adjusted that 20% by the fraction of cases reported in each city and the fraction
180 of contacts traced before being infectious. Given limited vaccine supply, first-dose vaccination
181 coverage was maximized by delaying the administration of second doses [24]. We only modeled
182 first-dose vaccination, as it constituted $>90\%$ of vaccines administered before mid-October 2022
183 in all three provinces [5,24,27]. We used the age-specific weekly doses administered from
184 publicly available reports [4,5,24,27]. Vaccine effectiveness was modeled using a leaky-type
185 vaccination compartment—partially effective for all vaccinated, instead of fully effective for a
186 fraction vaccinated [44]. Values of model parameters are defined in **Table S2**. Model structure is
187 presented in **Figure 1** and details are in **Supplementary Methods**.

188



189

190 **Figure 1. Diagram of the compartmental flows of the deterministic model of mpox virus**
 191 **transmission among gay, bisexual, and other men who have sex with men (GBM).** a, s, h :
 192 superscripts for age groups, sexual activity groups, and HIV status, respectively. The name of the
 193 compartments refers to susceptible (S), exposed (E), infectious (I), removed (R), vaccinated (V),
 194 and isolated (J). Removed refers to the state where GBM are no longer infectious, stopped
 195 having sex, or developed natural immunity to mpox. Two other compartments are used to track
 196 symptoms onset (O) and the case confirmation process (C). The main parameters are the
 197 following: ψ_i : first-dose vaccination doses at time t ; θ : proportion of vaccinations received by
 198 age groups; $1 - v_t$: vaccine effectiveness (assuming leaky type); λ_t^{ash} : force of infection specific to
 199 group a, s, h at time t ; α : rate of infectivity onset among exposed \approx (latent period)⁻¹; v_t :
 200 proportion traced and isolated among exposed at time t ; α : rate of removal among infectious
 201 individuals who are not traced and isolated = (effective infectious period)⁻¹; $v_t\alpha$: rate of removal
 202 among infectious individuals who are traced and isolated = (self-isolation period)⁻¹; $\epsilon\eta$: the
 203 reporting fraction (proportion of cases that are reported, calibrated parameter); ϵ : reporting delay.
 204 Values of parameters are defined in **Table S2**.

205

206 *Model calibration*

207 We calibrated the model using mpox surveillance data, assuming all reported cases were
208 among GBM [3–6,24,45]. The model was calibrated jointly for the three cities using a Bayesian
209 sampling importance resampling and a negative binomial likelihood for daily numbers of total
210 reported cases.

211 We cross-validated our models to the following outcomes (whenever available): the
212 proportion of mpox cases who were among people living with HIV in Montréal, the age
213 distribution of cases in Montréal and Toronto, and the age distribution of vaccines received in
214 Montréal and Toronto.

215 *Averted fraction of new infections from past interventions*

216 Using the calibrated model, we evaluated the impacts on mpox transmission of 1)
217 changes in number of sexual partners, 2) contact tracing/isolation, 3) first-dose vaccination, 4) all
218 three measures combined, and 5) combinations of any two interventions. We estimated the
219 impact using the cumulative averted fraction (AF) of new infections, calculated as the difference
220 in the cumulative incidence between each of the interventions scenarios above divided by the
221 counterfactual cumulative incidence corresponding to an unmitigated epidemic.

222 *Sensitivity analysis for the averted fraction of new infections*

223 First, we assessed the model sensitivity to our prior for the changes in sexual partner
224 numbers by fixing the RR to the point estimates found in the empirical analysis. Second, we
225 reduced the proportion of contacts traced from 20% to 15% and 10% to reflect potential non-
226 disclosure of sexual contacts. Third, we examined the sensitivity of our results to vaccine
227 effectiveness by using the minimum and maximum of estimates from literature (35.8% and
228 86.0%, respectively) [46–52]. Finally, to directly compare the impact of vaccination in all three
229 cities, we examined a scenario where vaccination was initiated the same number of days after
230 detection of the first local cases and reached the same daily coverage, using Vancouver as the
231 reference since it had an earlier start of vaccination and achieved the highest vaccine coverage.
232 For the first three analyses, we re-calibrated the model and re-calculated the averted fractions.

233 The model was coded in R, using a C++ back-end [53], and solved using an Euler
234 algorithm with a 6-hour time step. Additional details on methods can be found in the
235 *Supplementary Methods*.

236 **Results**

237 *Changes in numbers of sexual partners during the mpox epidemics*

238 Out of 1,957 visits from participants that occurred during 2022, 424 visits partly
 239 overlapped with the potential behaviour change period (May 19th-August 14th, 2022). Although
 240 imprecise, the results from the regression model were indicative of a decrease in sexual partners.
 241 Specifically, we estimated a RR of 0.80 (95% Credible interval [CrI]: 0.47-1.36) and 0.67
 242 (95%CrI: 0.31-1.43) among those with >7 (P6M) and ≤7 sexual partners at their last visit before
 243 2022 (**Table 1**). Summary statistics of the study population from *Engage* and the effect estimates
 244 of covariates are presented in **Table S6** and **Table S7**. Sensitivity analyses are shown in **Table S8**.
 245 The results on changes in visits to sex-on-premises venues and attendance of group sex were
 246 inconclusive.

247
 248 **Table 1. Changes in the number of reported sexual partners in the past 6 months during**
 249 **the period of mpox-driven potential behaviour changes among participants in the *Engage***
 250 ***Cohort Study*, by sexual partnership history.**

Numbers of sexual partners at the latest visit before 2022	Number of visits		RR (95%CrI)
	<i>During Mpox outbreak</i>	<i>Rest of 2022</i>	
≤7 sexual partners	324	1211	0.80 (0.47, 1.36)
>7 sexual partners	100	322	0.67 (0.31, 1.43)

251 There were 424 visits for which the past 6 months recall period overlapped with the mpox epidemic.
 252 Among those, an average of 19% of the recall period was within the epidemic period. Models adjusted for
 253 months since January 1st, 2022 (1, 2, ..., 12; continuous), age (16-29, 30-39, 40-49, 50-59, ≥60 years),
 254 relationship status history (single, exclusive relationship, open relationship, unclear), and HIV status
 255 (binary). *CrI* = credible interval; *RR* = rate ratio.

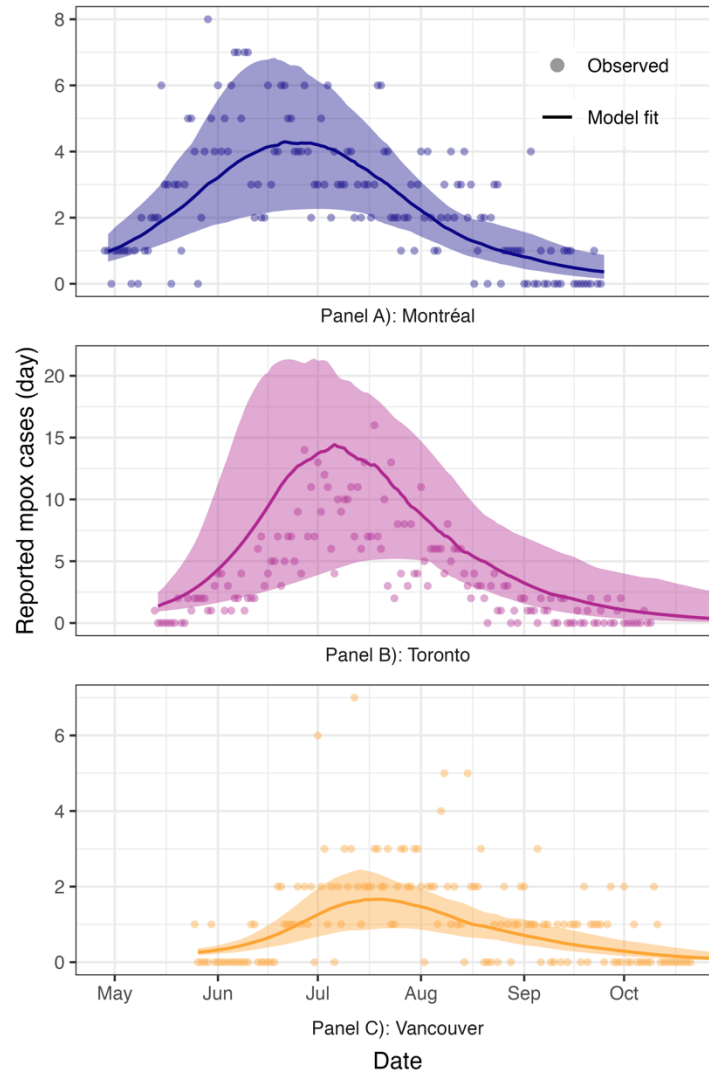
256 *Model calibration*

257 The city-specific models replicated the daily number of reported cases (**Figure 2**), with a
 258 slight overestimation of cases in Toronto during the Fall of 2022. Furthermore, the model-
 259 predicted age distribution and HIV status of cases generally matched well with the one reported

260 from local surveillance data (**Figure S2**). The model slightly overestimated cases in the 16-29
261 age groups and underestimated those in the 30-39 groups in Montréal and Toronto. The posterior
262 parameter distributions for calibrated parameters are in **Table S9**.

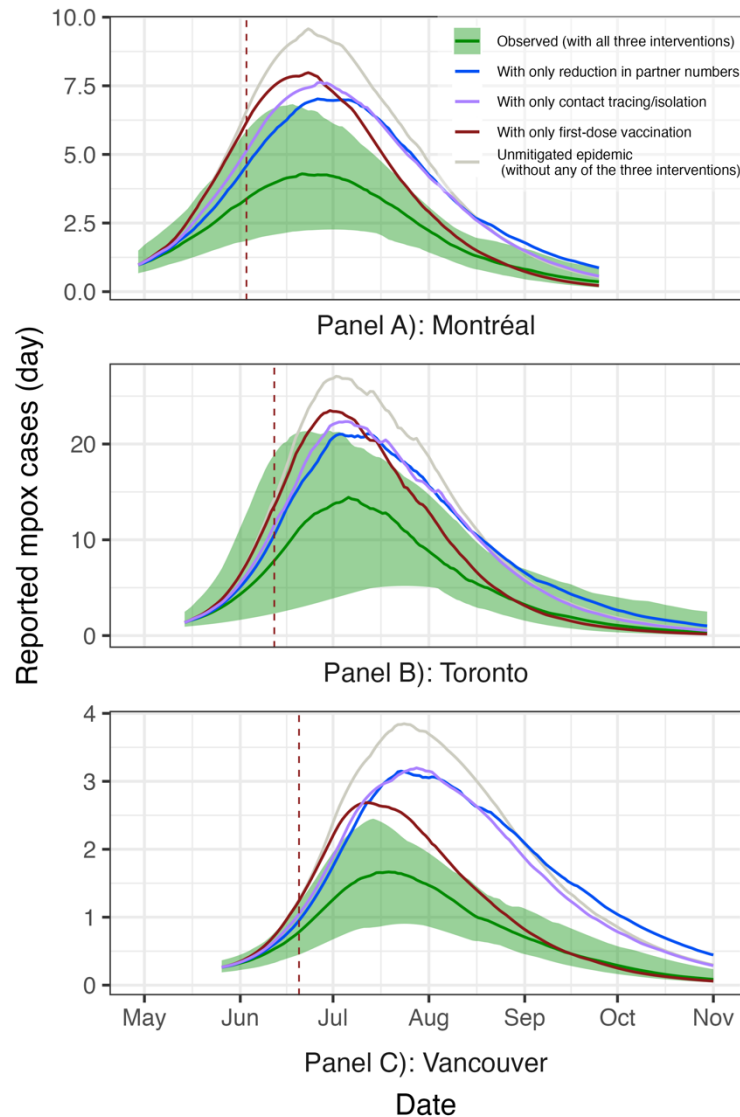
263 *Fraction of cases averted by interventions*

264 In the three cities, we found that the outbreaks would have subsided without any
265 interventions, but with nearly 50% more infections (**Figure 3**). Combined, we estimated that the
266 three interventions averted 48% (35%-66%), 46% (34%-67%), and 58% (52%-69%) infections
267 in Montréal, Toronto, and Vancouver, respectively. The calibrated RR for changes in number of
268 sexual partners was 0.94 (95%CrI: 0.80-0.99) across sexual partnership history level defined
269 by >7 partners and 0.94 (0.70-0.99) among those defined by ≤ 7 partners. The changes in number
270 of sexual partners moderately decreased transmission: the estimated AF was 15% (3%-34%) in
271 Montréal, 11% (2%-27%) in Toronto, and 10% (2%-22%) in Vancouver. Contact tracing averted
272 14% (12%-21%), 14% (12%-22%), and 14% (12%-16%) of infections in Montréal, Toronto, and
273 Vancouver, respectively. We estimated that first-dose vaccine coverage among GBM reached 44%
274 (Montréal), 45% (Toronto), and 58% (Vancouver) by mid-October 2022 (**Figure S3**). The
275 impact of vaccination varied according to vaccine coverage and the timing of vaccine campaign
276 initiation relative to the beginning of the outbreak. Vaccination averted 21% (16%-33%), 22%
277 (16%-41%), and 39% (35%-48%) of infections in Montréal, Toronto, and Vancouver,
278 respectively. The added effects of any combinations of two interventions were roughly equal to
279 the sum of their individual effects (**Table S10**).



280

281 **Figure 2. Model-calibrated epidemic curves and observed mpxo case data in Montréal (A),**
282 **Toronto (B), and Vancouver (C) during 2022.** The reported case data (points) and model fits
283 (curves) are presented up to 150 days after the first reported mpxo cases in each city. The solid
284 line is the median of the modeled cases, and the shaded area shows the 95% credible interval for
285 the mean number of daily cases.



286

287 **Figure 3. Model-predicted daily reported mpox cases in 2022 in Montréal, Toronto, and**

288 **Vancouver under observed interventions levels and scenarios with selected interventions.**

289 The lines represent the median. The green lines and shaded area (95% credible intervals)

290 correspond to the observed epidemic curves in the three cities. The grey lines are the modeled

291 unmitigated epidemic. The blue lines are the epidemic curves with reduction in sexual partner

292 numbers alone, the purple lines are with contact tracing/isolation alone, and the maroon lines are

293 with first dose vaccination alone. Vertical dashed lines show the start of one-dose vaccination in

294 each city: June 3rd, June 12th, and June 20th, 2022, in Montréal, Toronto, and Vancouver,

295 respectively. The estimates for intervention scenarios were shown in *Table S10*.

296

297 *Sensitivity analyses for the fraction of cases averted by interventions*

298 Fixing the values of the RR for the reduction in numbers of sexual partners to the point
299 estimates from the empirical behavior change analysis did not replicate the epidemic well. This
300 suggests that such parameters are not compatible with the observed outbreak trajectories. The
301 fraction of cases averted by contact tracing was reduced to 10%-11% and 7% when using a
302 proportion of 15% and 10% of cases traced, respectively (*Table S10*). First-dose vaccination
303 prevented 14%-29% of cases when using 35.8% vaccine effectiveness (1-dose). Conversely,
304 assuming 86.0% vaccine effectiveness, the number of cases prevented increased to 38%-59%.
305 Finally, standardizing the start of vaccination and vaccine coverage to Vancouver resulted in a
306 similar fraction of cases averted by vaccination in the three cities (38%-41%).

307 **Discussion**

308 The 2022-2023 mpox outbreak was met with swift community and public health
309 responses in Canada, inspired by GBM communities' decades-long fight against HIV. Using
310 cohort data from a representative sample of urban GBM in Canada and a calibrated risk-stratified
311 dynamic model of mpox transmission, we estimated that, altogether, behaviour changes, contact
312 tracing/isolation, and vaccination averted 46%-58% of cases among GBM in Canada's three
313 largest cities. Among these, vaccination had the largest impact on averted cases despite moderate
314 coverage of first doses (44%-58%) among GBM. Vaccines alone averted an estimated 21%-39%
315 of new infections, depending on the city. Our findings support implementing targeted
316 vaccination quickly and at-scale if localized epidemics resurge and continuing immunization
317 among GBM with multiple sexual partners. This measure is relevant given current low coverage
318 of the second doses, higher vaccine effectiveness conferred by two-doses [47], current absence
319 of vaccination clinics in the cities, and localized epidemic resurgence in Toronto in early 2024
320 [45].

321 Our analysis, based on a large, population-based cohort, suggests that GBM may have
322 changed sexual behaviours to have fewer sexual partners during the mpox outbreak. However,
323 the estimate was highly uncertain, particularly given the drop in sexual partner numbers that had
324 already occurred due to previous COVID-19 lockdowns [36], precluding a definite conclusion
325 from the empirical analysis. Nevertheless, our calibrated dynamic models suggest that small
326 declines in partner numbers are compatible with the observed epidemics. These averted 10%-15%
327 of cases across the three cities.

328 Assuming that 20% of contacts were traced (as reported from Montréal), tracing/isolation
329 of exposed cases averted 14% of infections in the three cities. This impact was sensitive to the
330 proportion of traced sexual contacts. Lack of contact information reported by cases, largely due
331 to anonymous partnering, limited the proportion of contacts traced and isolated.

332 As of mid-October 2022, we estimated that the large-scale vaccination of first-dose of
333 MVA-BN vaccine attained coverage of 44%, 45%, and 58% among GBM in Montréal, Toronto,
334 and Vancouver, respectively [5,24,27]. Assuming 51.5% vaccine effectiveness, first-dose
335 vaccination averted 39% of infection in Vancouver (95%CrI: 35%-48%), 22% in Toronto
336 (95%CrI: 16%-41%) and 21% in Montréal (95%CrI: 16%-33%). High vaccine coverage in
337 Vancouver may explain the higher impact in that city (*Table S10*).

338 Despite these notable impacts, the mpox outbreaks could have waned without any of the
339 three interventions. This is consistent with the saturation of “core groups”, resulting in the
340 accumulation of infection-derived immunity against mpox and, ultimately, the epidemic’s
341 downturn. However, it is likely that, the community and public health responses greatly
342 accelerated the decline in incidence, as has been found in other settings [10,12].

343 Our results should be interpreted considering several limitations. First, we had limited
344 information on contact tracing/isolation and it is difficult to effectively model this intervention
345 using compartmental models. We used an approximation to estimate the proportion of publicly
346 traced cases that would be isolated before onset of infectiousness. However, case self-
347 notification of partners was not captured by contact tracing data, which means we could have
348 underestimated the impact of contact tracing/isolation. Second, we assumed that GBM had
349 initially no prior immunity against mpox. However, some GBM born before smallpox
350 vaccination stopped in Canada in 1972 and those that immigrated from certain countries could
351 have previously received smallpox vaccines [54,55]. This should not change our results much
352 because people aged >50 years old represented only <14% all cases in Canada [3]. Finally,
353 vaccination was age-specific, but it did not fully reflect prioritization by partner numbers and
354 HIV status, whereas individuals at higher risk of mpox acquisition may have been more likely to
355 receive vaccines, meaning the effect of vaccination could have been underestimated.

356 The strengths of this study include the use of data from a large population-based cohort to
357 inform model parameterization and statistical analyses. This approach allowed us to empirically
358 explore the impact of behaviour changes. Second, we accounted for balanced mixing by age

359 groups, sexual activity groups, and HIV status in the mpox transmission model, all strongly
360 associated with mpox diagnoses in surveillance data [3,56]. Finally, we calibrated the model in a
361 Bayesian framework, ensuring that parameter uncertainty is reflected in our model estimates, and
362 cross-validated our model predictions.

363 **Conclusion**

364 GBM in Montréal, Toronto, and Vancouver may have decreased sexual partnering during
365 the transmission period of the 2022 mpox outbreak, which alongside contact tracing/isolation,
366 contributed to averting mpox infections. Early vaccination was key to reducing the number of
367 mpox infections. While mpox outbreaks in Canada could have eventually subsided without
368 intervention, 50% more cases could have been infected, leading to unnecessary harms and
369 potentially serious health consequences.

370

371 **Declarations**

372 **Ethics**

373 The Research Institute of the McGill University Health Centre and the Research Ethics
374 Office of the Faculty of Medicine and Health Sciences, McGill University (A06-M32-23B),
375 Toronto Metropolitan University (REB #2016-113), the University of Toronto (protocol
376 #00033527), St. Michael's Hospital (REB #17-043), the University of Windsor (REB #33443),
377 the University of British Columbia (H16-01226), Providence Health Care (H16-01226), the
378 University of Victoria (H16-01226), and Simon Fraser University (H16-01226) provided ethics
379 approvals for the *Engage Cohort Study*. The Research Ethics Office of the Faculty of Medicine
380 and Health Sciences at McGill University approved the secondary analyses of the data in this
381 study.

382 **Acknowledgments**

383 The Engage Cohort Study is led by Principal Investigators in Montreal by Joseph Cox
384 and Gilles Lambert; in Toronto by Trevor A. Hart & Daniel Grace; and in Vancouver by Jody
385 Jollimore, Nathan Lachowsky, and David Moore. More information about the Engage Cohort
386 Study can be found here: <https://www.engage-men.ca>. The authors would like to thank the
387 *Engage* study participants, office staff, and community engagement committee members, as well
388 as our community partner agency, *RÉZO*.

389 **Author contribution**

390 FX, CD, SM, MI, and MM-G contributed to the conception and design. JC, DG, TAH,
391 MD, NJL, SSS, and SM were involved in the design, data collection, and data management of
392 the *Engage Cohort Study*. Analyses were performed by FX, with support from CD, JLFA, and
393 MM-G. LW, JK, MI, and SM provided input on preliminary methods discussions. JK and LW
394 developed the preferential mixing matrices, and JK coded the algorithm. The manuscript was
395 drafted by FX. All authors reviewed the manuscript for important intellectual content. Overall
396 supervision for this project was provided by MM-G. All authors approved the final manuscript.
397 The Engage study is led by the following principal investigators (in alphabetical order): Joseph

398 Cox, Daniel Grace, Trevor Hart, Jody Jollimore, Nathan Lachowsky, Gilles Lambert, and David
399 Moore.

400 **Conflict of interest**

401 JC reports research grants from Gilead Sciences Canada and ViiV Healthcare, all outside
402 of the submitted work. MM-G reports contractual arrangements from the World Health
403 Organization, the Joint United Nations Programme on HIV/AIDS (UNAIDS), and the Public
404 Health Agency of Canada, all outside of the submitted work. TAH reports educational grants
405 from being an Advisory Committee member for the Canadian Institutes of Health Research
406 (CIHR)'s Institute of Infection and Immunity and funds for community engagement events from
407 ViiV Healthcare and Gilead Sciences Canada, all outside of the submitted work. DHST's
408 institution has received investigator-initiated grants from Abbvie and Gilead, and support for
409 participation in clinical trials sponsored by Glaxo Smith Kline. All other authors report no
410 conflict of interest.

411 **Funding**

412 Engage/Momentum II is funded by the Canadian Institutes for Health Research (CIHR,
413 #TE2-138299, #FDN-143342, and #PJT- 153139), the CIHR Canadian HIV/AIDS Trials
414 Network (#CTN300), the Canadian Foundation for AIDS Research (CANFAR, #Engage), the
415 Ontario HIV Treatment Network (OHTN, #1051), the Public Health Agency of Canada (Ref:
416 4500370314), Toronto Metropolitan University, Canadian Blood Services (#MSM2017LP-OD),
417 and the Ministère de la Santé et des Services sociaux (MSSS) du Québec. The *Engage* study data
418 is available upon request to the *Engage* team.

419 This work was supported by the *Canadian Network for Modelling Infectious Diseases*
420 (CANMOD) to SM, MI, and MM-G, grants from the *Canadian Institutes of Health Research*
421 (CIHR, #495171) to MI, SM, HS, and MM-G, and grants from the University of Toronto
422 Emerging Infections and Pandemic Consortium Mpox Rapid Research Response to SM and
423 DHST. MM-G's research program is funded by a Canada Research Chair (Tier 2) in *Population*
424 *Health Modelling*. FX acknowledges studentships from the *McGill Center for Viral Diseases* and
425 the *McGill Faculty of Medicine and Health Sciences*. TAH received support from a Chair in Gay

426 and Bisexual Men’s Health from the Ontario HIV Treatment Network. SM’s research program is
427 funded by a Canada Research Chair (Tier 2, CRC Number 950-232643) in *Mathematical*
428 *Modelling and Program Science*. DG’s research program is funded by a Canada Research Chair
429 (Tier 2) in Sexual and Gender Minority Health. DHST is supported by a Canada Research Chair
430 (Tier 2) in HIV Prevention and STI Research. JK acknowledges support from the Natural
431 Sciences and Engineering Research Council of Canada Doctoral Award. NL is supported with
432 Scholar Awards from the Michael Smith Foundation for Health Research (#5209, #16863). SS-S
433 is supported by a CIHR postdoctoral fellowship award. The funders had no role in the study
434 design, data collection, and analysis, decision to publish, or preparation of the manuscript.

435 **Software and source code**

436 The model package and code for analyses are available on a GitHub repository
437 (<https://github.com/pop-health-mod/mpox-intervention>).

438 References

- 439 1. CDC. 2022 Mpox Outbreak Global Map | Mpox | Poxvirus. 2023. Available at:
440 <https://www.cdc.gov/poxvirus/mpox/response/2022/world-map.html>. Accessed 3 February
441 2024.
- 442 2. Laurenson-Schafer H, Sklenovská N, Hoxha A, et al. Description of the first global
443 outbreak of mpox: an analysis of global surveillance data. *The Lancet Global Health* **2023**;
444 11:e1012–e1023.
- 445 3. Public Health Agency of Canada. Mpox (monkeypox) epidemiology update — Canada.ca.
446 Available at: <https://health-infobase.canada.ca/mpox/>. Accessed 3 February 2024.
- 447 4. Signor C, Allard R, Ngambo G, et al. Flash Vigie Septembre 2022. Available at:
448 https://publications.msss.gouv.qc.ca/msss/fichiers/flashvigie/FlashVigie_vol16_no4.pdf.
- 449 5. BCCDC. Mpox surveillance report. 2023. Available at: [http://www.bccdc.ca/Health-Info-](http://www.bccdc.ca/Health-Info-Site/Documents/Monkeypox/Epidemiological_Summary/Mpox_Surveillance_20230109.pdf)
450 [Site/Documents/Monkeypox/Epidemiological_Summary/Mpox_Surveillance_20230109.pdf](http://www.bccdc.ca/Health-Info-Site/Documents/Monkeypox/Epidemiological_Summary/Mpox_Surveillance_20230109.pdf)
451 f. Accessed 16 November 2023.
- 452 6. Public Health Ontario. Mpox in Ontario: May 1, 2022 to July 31, 2023. 2023. Available at:
453 [https://www.publichealthontario.ca/-/media/Documents/M/2022/monkeypox-](https://www.publichealthontario.ca/-/media/Documents/M/2022/monkeypox-episummary.pdf?rev=ccdc118970104a4c9e634eb46e52839c&sc_lang=en)
454 [episummary.pdf?rev=ccdc118970104a4c9e634eb46e52839c&sc_lang=en](https://www.publichealthontario.ca/-/media/Documents/M/2022/monkeypox-episummary.pdf?rev=ccdc118970104a4c9e634eb46e52839c&sc_lang=en).
- 455 7. Xiu F, Flores Anato JL, Cox J, et al. Characteristics of the sexual networks of gay, bisexual,
456 and other men who have sex with men in Montréal, Toronto, and Vancouver: implications
457 for the transmission and control of mpox in Canada. *The Journal of Infectious Diseases*
458 **2024**; 229:S293–S304.
- 459 8. BCCDC. Mpox: Information for healthcare providers about mpox. Available at:
460 <http://www.bccdc.ca/health-professionals/clinical-resources/mpox>. Accessed 11 February
461 2024.
- 462 9. Toronto Public Health. Toronto Public Health confirms first case of monkeypox – City of
463 Toronto. Available at: [https://www.toronto.ca/news/toronto-public-health-confirms-first-](https://www.toronto.ca/news/toronto-public-health-confirms-first-case-of-monkeypox/)
464 [case-of-monkeypox/](https://www.toronto.ca/news/toronto-public-health-confirms-first-case-of-monkeypox/). Accessed 11 February 2024.
- 465 10. Zhang X-S, Mandal S, Mohammed H, et al. Transmission dynamics and effect of control
466 measures on the 2022 outbreak of mpox among gay, bisexual, and other men who have sex
467 with men in England: a mathematical modelling study. *Lancet Infect Dis* **2023**; 24:65–74.
- 468 11. Murayama H, Pearson CAB, Abbott S, et al. Accumulation of immunity in heavy-tailed
469 sexual contact networks shapes mpox outbreak sizes. *J Infect Dis* **2023**; 229:59–63.
- 470 12. Brand SPC, Cavallaro M, Cumming F, et al. The role of vaccination and public awareness
471 in forecasts of Mpox incidence in the United Kingdom. *Nat Commun* **2023**; 14:4100.

- 472 13. Xiridou M, Miura F, Adam P, Op de Coul E, de Wit J, Wallinga J. The fading of the mpox
473 outbreak among men who have sex with men: a mathematical modelling study. *J Infect Dis*
474 **2023**; Available at: <https://doi.org/10.1093/infdis/jiad414>. Accessed 9 November 2023.
- 475 14. Torres TS, Silva MST, Coutinho C, et al. Evaluation of Mpox Knowledge, Stigma, and
476 Willingness to Vaccinate for Mpox: Cross-Sectional Web-Based Survey Among Sexual and
477 Gender Minorities. *JMIR Public Health and Surveillance* **2023**; 9:e46489.
- 478 15. Ogaz D, Enayat Q, Brown JR, et al. Mpox diagnosis history, behavioural risk modification,
479 and vaccination uptake in gay, bisexual, and other men who have sex with men in the UK:
480 findings from a large, online community cross-sectional survey (RiiSH-Mpox) undertaken
481 November/December 2022. *2023*; :2023.05.11.23289797. Available at:
482 <https://www.medrxiv.org/content/10.1101/2023.05.11.23289797v1>. Accessed 4 February
483 2024.
- 484 16. Delaney KP. Strategies Adopted by Gay, Bisexual, and Other Men Who Have Sex with
485 Men to Prevent Monkeypox virus Transmission — United States, August 2022. *MMWR*
486 *Morb Mortal Wkly Rep* **2022**; 71. Available at:
487 <https://www.cdc.gov/mmwr/volumes/71/wr/mm7135e1.htm>. Accessed 23 April 2023.
- 488 17. Yuan P, Tan Y, Yang L, et al. Assessing transmission risks and control strategy for
489 monkeypox as an emerging zoonosis in a metropolitan area. *J Med Virol* **2023**; 95:e28137.
- 490 18. Chitwood MH, Kwon J, Savinkina A, Walker J, Bilinski A, Gonsalves G. Estimated
491 Testing, Tracing, and Vaccination Targets for Containment of the US Mpox Outbreak.
492 *JAMA Netw Open* **2023**; 6:e2250984.
- 493 19. Clay PA, Asher JM, Carnes N, et al. Modelling the impact of vaccination and sexual
494 behaviour adaptations on mpox cases in the USA during the 2022 outbreak. *Sex Transm*
495 *Infect* **2023**; Available at: [https://sti.bmj.com/content/early/2023/12/02/sextrans-2023-](https://sti.bmj.com/content/early/2023/12/02/sextrans-2023-055922)
496 055922. Accessed 5 February 2024.
- 497 20. Lin Y-C, Wen T-H, Shih W-L, Vermund SH, Fang C-T. Impact of vaccination and high-
498 risk group awareness on the mpox epidemic in the United States, 2022-2023: a modelling
499 study. *EClinicalMedicine* **2024**; 68:102407.
- 500 21. Public Health Agency of Canada. Government of Canada partners with community-based
501 organizations to address monkeypox outbreak. 2022. Available at:
502 [https://www.canada.ca/en/public-health/news/2022/07/government-of-canada-partners-](https://www.canada.ca/en/public-health/news/2022/07/government-of-canada-partners-with-community-based-organizations-to-address-monkeypox-outbreak.html)
503 [with-community-based-organizations-to-address-monkeypox-outbreak.html](https://www.canada.ca/en/public-health/news/2022/07/government-of-canada-partners-with-community-based-organizations-to-address-monkeypox-outbreak.html). Accessed 3
504 March 2024.
- 505 22. Tan DHS, Awad A, Zygmunt A, et al. Community mobilization to guide the public health
506 response during the 2022 Ontario mpox outbreak: A brief report. *Open Forum Infectious*
507 *Diseases* **2024**;
- 508 23. Public Health Agency of Canada. Mpox (monkeypox): Public health management of cases
509 and contacts in Canada. 2022. Available at: <https://www.canada.ca/en/public->

- 510 health/services/diseases/mpox/health-professionals/management-cases-contacts.html.
511 Accessed 25 May 2023.
- 512 24. Harrison LB, Bergeron G, Cadieux G, et al. Monkeypox in Montréal: epidemiology,
513 phylogenomics, and public health response to a large North American outbreak. *Ann Intern*
514 *Med* **2023**; 176:67–76.
- 515 25. CDC. Safety Information for Monkeypox Vaccine | Vaccine Safety. 2024. Available at:
516 <https://www.cdc.gov/vaccinesafety/vaccines/Monkeypox-Vaccine.html>. Accessed 3
517 February 2024.
- 518 26. Mazzotta V, Lepri AC, Matusali G, et al. Immunogenicity and reactogenicity of modified
519 vaccinia Ankara pre-exposure vaccination against mpox according to previous smallpox
520 vaccine exposure and HIV infection: prospective cohort study. *eClinicalMedicine* **2024**; 68.
521 Available at: [https://www.thelancet.com/journals/eclinm/article/PIIS2589-5370\(23\)00597-](https://www.thelancet.com/journals/eclinm/article/PIIS2589-5370(23)00597-7/fulltext)
522 [7/fulltext](https://www.thelancet.com/journals/eclinm/article/PIIS2589-5370(23)00597-7/fulltext). Accessed 3 February 2024.
- 523 27. Public Health Ontario. Mpox immunization and post-immunization cases in Ontario.
524 Toronto, ON: 2023. Available at: [https://www.publichealthontario.ca/-](https://www.publichealthontario.ca/-/media/Documents/M/2022/mpx-immunization-post-ontario-cases.pdf?rev=d5914e5a55a249d59a27e31c09a49305&la=fr)
525 [/media/Documents/M/2022/mpx-immunization-post-ontario-](https://www.publichealthontario.ca/-/media/Documents/M/2022/mpx-immunization-post-ontario-cases.pdf?rev=d5914e5a55a249d59a27e31c09a49305&la=fr)
526 [cases.pdf?rev=d5914e5a55a249d59a27e31c09a49305&la=fr](https://www.publichealthontario.ca/-/media/Documents/M/2022/mpx-immunization-post-ontario-cases.pdf?rev=d5914e5a55a249d59a27e31c09a49305&la=fr). Accessed 16 November 2023.
- 527 28. Public Health Agency of Canada. Smallpox and mpox (monkeypox) vaccines: Canadian
528 Immunization Guide. 2023. Available at: [https://www.canada.ca/en/public-](https://www.canada.ca/en/public-health/services/publications/healthy-living/canadian-immunization-guide-part-4-active-vaccines/page-21-smallpox-vaccine.html)
529 [health/services/publications/healthy-living/canadian-immunization-guide-part-4-active-](https://www.canada.ca/en/public-health/services/publications/healthy-living/canadian-immunization-guide-part-4-active-vaccines/page-21-smallpox-vaccine.html)
530 [vaccines/page-21-smallpox-vaccine.html](https://www.canada.ca/en/public-health/services/publications/healthy-living/canadian-immunization-guide-part-4-active-vaccines/page-21-smallpox-vaccine.html). Accessed 6 February 2024.
- 531 29. Hart TA, Moore DM, Noor SW, et al. Prevalence of HIV and sexually transmitted and
532 blood-borne infections, and related preventive and risk behaviours, among gay, bisexual
533 and other men who have sex with men in Montreal, Toronto and Vancouver: results from
534 the Engage Study. *Can J Public Health* **2021**; 112:1020–1029.
- 535 30. Harvey-Lavoie S, Apelian H, Labbé A-C, et al. Community-based prevalence estimates of
536 *Chlamydia trachomatis* and *Neisseria gonorrhoeae* infections among gay, bisexual, and
537 other men who have sex with men in Montréal, Canada. *Sex Transm Dis* **2021**; 48:939–944.
- 538 31. Cox J, Apelian H, Moodie EEM, et al. Use of HIV pre-exposure prophylaxis among urban
539 Canadian gay, bisexual and other men who have sex with men: a cross-sectional analysis of
540 the Engage cohort study. *CMAJ Open* **2021**; 9:E529–E538.
- 541 32. Doyle CM, Maheu-Giroux M, Lambert G, et al. Combination HIV Prevention Strategies
542 Among Montreal Gay, Bisexual, and Other Men Who Have Sex with Men in the PrEP Era:
543 A Latent Class Analysis. *AIDS Behav* **2021**; 25:269–283.
- 544 33. CIHR Canadian HIV Tirals Network. CTN 300: The Engage Cohort Study | Prevention.
545 Available at: <https://www.hivnet.ubc.ca/study/ctn-300-the-engage-cohort-study/>. Accessed
546 8 February 2024.

- 547 34. Yauck M, Moodie EE, Apelian H, et al. General regression methods for respondent-driven
548 sampling data. *Stat Methods Med Res* **2021**; 30:2105–2118.
- 549 35. Daroya E, Grey C, Lessard D, et al. ‘I did not have sex outside of our bubble’: changes in
550 sexual practices and risk reduction strategies among sexual minority men in Canada during
551 the COVID-19 pandemic. *Cult Health Sex* **2022**; 0:1–17.
- 552 36. Skakoon-Sparling S, Palma PA, Zahran A, et al. Loneliness and the sexual behavior of
553 sexual minority men in the context of the COVID-19 pandemic. *Soc Personal Psychol*
554 *Compass* **2023**; 17:e12814.
- 555 37. R Core Team. R: A Language and Environment for Statistical Computing. 2023; Available
556 at: <https://www.r-project.org/>. Accessed 7 February 2024.
- 557 38. Stan Development Team. RStan: the R interface to Stan. 2023; Available at: [https://mc-](https://mc-stan.org/)
558 [stan.org/](https://mc-stan.org/). Accessed 16 November 2023.
- 559 39. Goodrich B, Gabry J, Ali I, Brilleman S. rstanarm: Bayesian applied regression modeling
560 via Stan. 2023; Available at: <https://mc-stan.org/rstanarm>.
- 561 40. Mitjà O, Alemany A, Marks M, et al. Mpox in people with advanced HIV infection: a
562 global case series. *The Lancet* **2023**; 401:939–949.
- 563 41. Milwid RM, Xia Y, Doyle CM, et al. Past dynamics of HIV transmission among men who
564 have sex with men in Montréal, Canada: a mathematical modeling study. *BMC Infect Dis*
565 **2022**; 22:233.
- 566 42. Mizushima D, Shintani Y, Takano M, et al. Prevalence of Asymptomatic Mpox among Men
567 Who Have Sex with Men, Japan, January–March 2023 - Volume 29, Number 9—
568 September 2023 - *Emerging Infectious Diseases journal* - CDC. Available at:
569 https://wwwnc.cdc.gov/eid/article/29/9/23-0541_article. Accessed 9 February 2024.
- 570 43. CDC. Monkeypox Technical Reports. 2023. Available at:
571 <https://www.cdc.gov/poxvirus/mpox/cases-data/technical-report/report-1.html>. Accessed 16
572 April 2024.
- 573 44. Knight J, Tan DHS, Mishra S. Maximizing the impact of limited vaccine supply under
574 different early epidemic conditions: a 2-city modelling analysis of monkeypox virus
575 transmission among men who have sex with men. *CMAJ* **2022**; 194:E1560–E1567.
- 576 45. Sachdeva H, Shahin R, Ota S, et al. Preparing for mpox resurgence: Surveillance lessons
577 from outbreaks in Toronto, Canada. *J Infect Dis* **2023**; 229:S305–S312.
- 578 46. Brousseau N, Carazo S, Febriani Y, et al. Single-dose effectiveness of mpox vaccine in
579 Quebec, Canada: test-negative design with and without adjustment for self-reported
580 exposure risk. *Clin Infect Dis* **2023**; 78:461–469.

- 581 47. Deputy NP, Deckert J, Chard AN, et al. Vaccine Effectiveness of JYNNEOS against Mpox
582 Disease in the United States. *N Engl J Med* **2023**; 388:2434–2443.
- 583 48. Sagy YW, Zucker R, Hammerman A, et al. Real-world effectiveness of a single dose of
584 mpox vaccine in males. *Nat Med* **2023**; 29:748–752.
- 585 49. Bertran M, Andrews N, Davison C, et al. Effectiveness of one dose of MVA-BN smallpox
586 vaccine against mpox in England using the case-coverage method: an observational study.
587 *Lancet Infect Dis* **2023**; 23:828–835.
- 588 50. Dalton AF. Estimated Effectiveness of JYNNEOS Vaccine in Preventing Mpox: A
589 Multijurisdictional Case-Control Study — United States, August 19, 2022–March 31, 2023.
590 *MMWR Morb Mortal Wkly Rep* **2023**; 72. Available at:
591 <https://www.cdc.gov/mmwr/volumes/72/wr/mm7220a3.htm>. Accessed 11 February 2024.
- 592 51. Rosenberg ES, Dorabawila V, Hart-Malloy R, et al. Effectiveness of JYNNEOS Vaccine
593 Against Diagnosed Mpox Infection - New York, 2022. *MMWR Morb Mortal Wkly Rep*
594 **2023**; 72:559–563.
- 595 52. Navarro C, Lau C, Buchan SA, et al. Effectiveness of one dose of MVA-BN vaccine
596 against mpox infection in males in Ontario, Canada: A target trial emulation.
597 *2023*; :2023.10.04.23296566. Available at:
598 <https://www.medrxiv.org/content/10.1101/2023.10.04.23296566v1>. Accessed 11 February
599 2024.
- 600 53. Eddelbuettel D, Francois R, Allaire J, et al. Rcpp: Seamless R and C++ Integration. 2023;
601 Available at: <https://CRAN.R-project.org/package=Rcpp>.
- 602 54. Li E, Guo X, Hong D, et al. Duration of humoral immunity from smallpox vaccination and
603 its cross-reaction with Mpox virus. *Signal Transduct Target Ther* **2023**; 8:350.
- 604 55. Sanz-Muñoz I, Sánchez-dePrada L, Sánchez-Martínez J, et al. Possible Mpox Protection
605 from Smallpox Vaccine–Generated Antibodies among Older Adults. *Emerg Infect Dis* **2023**;
606 29:656–658.
- 607 56. WHO. Multi-country outbreak of mpox, External situation report#30 – 25 November 2023.
608 Available at: [https://www.who.int/publications/m/item/multi-country-outbreak-of-mpox--](https://www.who.int/publications/m/item/multi-country-outbreak-of-mpox--external-situation-report-30---25-november-2023)
609 [external-situation-report-30---25-november-2023](https://www.who.int/publications/m/item/multi-country-outbreak-of-mpox--external-situation-report-30---25-november-2023). Accessed 3 February 2024.

610