

34 **ABSTRACT**

35 **Importance:** Childhood obesity increases cardiometabolic risk during childhood among individuals aged 2-
36 18 years. These cardiometabolic outcomes include glucose intolerance, dyslipidemia, hypertension, metabolic
37 syndrome, and type 2 diabetes (T2D). In the current state of research, a comprehensive review identifying all
38 early-life exposures and risk factors that could predict cardiometabolic risk in children is lacking.

39 **Objective:** To identify and evaluate the predictive early-life risk factors during the first 1,000 days of life,
40 including preconception, pregnancy and birth, and early infancy periods for cardiometabolic risk outcomes in
41 childhood.

42 **Evidence review:** The present systematic review of existing literature was conducted to revise and search
43 selected electronic databases (Medline, EMBASE, WEB OF SCIENCE, SCOPUS, and Cochrane CENTRAL)
44 for longitudinal studies published between the database's inception and August ¹⁷, 2022. This systematic review
45 protocol was registered to PROSPERO, CRD42022355152, and following the PRISMA guidelines. We
46 selected articles that studied the risk factors in mothers, fathers and infants, from preconception to infancy, for
47 childhood cardiometabolic outcomes between 2 and 18 years.

48 **Findings:** In 68 studies, we identified 229 associations between exposures and childhood cardiometabolic
49 outcomes namely glucose intolerance, dyslipidemia, hypertension, metabolic syndrome, and T2D. The
50 majority of associations (n=162) were positively associated with cardiometabolic risk factors. Pregnancy and
51 birth risk factors were the categories with the most reported associations (86%). Among them, the most
52 frequently assessed characteristics were birth anthropometrics (n=75), sociodemographics data (n=47), and
53 pregnancy complications factors (n=34). However, we only identified few risk factors during preconception.
54 In infancy period, breastfeeding (n=16) and infant anthropometrics (n=15) were consistently associated with
55 cardiometabolic outcomes. In all periods, the most studied associations were identified for hypertension and
56 metabolic syndrome.

57 **Conclusions and relevance:** Birth anthropometrics, sociodemographics, and pregnancy complication factors
58 were the most frequently reported predictive factors associated with a higher risk for cardiometabolic outcomes
59 in children, particularly hypertension and metabolic syndrome. These results of this study are useful for
60 predicting the risk for childhood cardiometabolic outcomes and for the modifiable factors. They also may

61 facilitate the design of approaches aimed at the alteration of several behaviours from birth to infancy,
62 encompassing both the maternal and paternal influences, as well as the preconception to infancy transition
63 period. Future studies evaluating early-life risk factors with scarce scientific evidence, such as paternal and
64 preconception factors, are urgently needed.

65 **Key points**

66 **Question**

67 What is the existing evidence of early-life risk factors during the first 1000 days of life that are associated with
68 cardiometabolic dysfunction between 2 and 18 years?

69 **Findings**

70 Birth anthropometrics, pregnancy complications, sociodemographics and lifestyle factors are the most
71 frequently reported associated exposures with hypertension and metabolic syndrome in children.

72 **Meaning**

73 Identifying early-life risk factors and changing behavior patterns throughout preconception and infancy can
74 contribute to prevent metabolic diseases later in childhood.

75

76

77

78

79

80

81

82

83

84 INTRODUCTION

85 Obesity increases the risk and severity of several cardiometabolic conditions, such as glucose intolerance,
86 dyslipidemia, hypertension, metabolic syndrome, and type 2 diabetes (T2D). More than 50% of children and
87 adolescents with obesity are diagnosed with one cardiometabolic risk condition, and 25% are diagnosed with
88 two and more cardiometabolic risk conditions ^{1,2}. The global prevalence of T2D by 2030 is estimated to
89 increase to 10.2% from 9.3% in 2019 ³. Furthermore, estimations from 2021 indicate that T2D or its
90 complications is main cause of death for nearly 7 million people worldwide, leading to an economic cost of
91 approximately US\$ 966 billion in 2021, which could reach US\$ 1.03 trillion by 2030 and US\$ 1.05 trillion by
92 2045 ⁴. Early-life exposures or risk factors during the preconception period, pregnancy and the early years of
93 life could lead to the development of cardiometabolic features during childhood ⁵. Children rarely suffer
94 adverse cardiovascular events as those experienced by adults, but cardiovascular and metabolic disease risk
95 factors may already be present and related to future adult cardiovascular diseases (CVD) development ^{6,7},
96 which are responsible for about 31% of deaths worldwide ⁸. Several studies emphasize intrauterine conditions
97 are an important factors of cardiometabolic risk. In fact, birth weight is a sentinel marker of fetal health,
98 reflecting both intrauterine growth and length of gestation. Interestingly, both low birth weight (LBW) (2500
99 g) and high birth weight (HBW) (>4000 g) are linked to cardiometabolic risk factors later in childhood ⁷.
100 Extrauterine growth retardation seems to be also associated with a greater risk of cardiometabolic risk later in
101 life ^{9,10}. Several studies have shown that maternal factors might influence cardiometabolic health in children
102 ¹¹. Thus, maternal body mass index (BMI) before pregnancy, maternal weight gain during pregnancy,
103 gestational diabetes, maternal malnutrition, and maternal smoking during pregnancy, are independently
104 associated with neonatal, infant, and child adiposity, and might impact the development of cardiometabolic
105 risk factors. In addition, pregnancy complications such as preeclampsia and gestational diabetes also predict
106 cardiovascular morbidity and mortality, and the cardiometabolic risk is often transmitted to the next generation
107 ¹². Children who were exposed to gestational diabetes in utero may also be more susceptible to developing
108 metabolic syndrome, since they have higher systolic blood pressure, BMI, and blood glucose than those who
109 were not exposed to gestational diabetes ¹³. Although there is less information about how paternal factors might
110 imprint cardiometabolic conditions during childhood, evidence indicates a relevant role for males in affecting

111 cardiometabolic outcomes in their offspring¹⁴. It has been proven that paternal BMI during preconception
112 impairs the cardiometabolic profile of children¹⁵⁻¹⁷.

113 To halt the global rise in cardiometabolic disease, prevention of risk factor development in early life is of key
114 importance. A suboptimal fetal and postnatal development needs to be addressed as early as possible according
115 to evidence-based recommendations to prevent the perpetuation of adiposity, which can lead to obesity in
116 adolescence, adulthood, and subsequent generations^{18,19}. Moreover, a better understanding of early life
117 exposures and risk factors that are associated with an increased cardiometabolic disease risk is crucial.

118 Hence, we conducted this systematic review to determine whether/which early-life exposures result in
119 increased rates of cardiometabolic comorbidities in children between 2 and 18 years. By analyzing the first
120 1,000 days of life, we aimed to assess the quality of potential crucial early-life risk factors during
121 preconception, pregnancy and birth, and early infancy periods for the prediction of children at risk for
122 cardiometabolic outcomes such as glucose intolerance, dyslipidemia, hypertension, metabolic syndrome, and
123 T2D.

124

125 **METHODS**

126 **Systematic review protocol development**

127 This study was embedded in a large collaborative project to conduct a systematic review on risk factors in the
128 first 1,000 days of life for the development of cardiometabolic disorders in childhood. The purpose of our
129 systematic review protocol was to include and evaluate all individual research studies on risk factors and
130 noninvasive biomarkers in children and adolescents for cardiometabolic disorders during preconception,
131 pregnancy and infancy. To investigate early childhood risk factors for cardiometabolic outcomes between 2
132 and 18 years, we aimed to identify case–control, prospective observational, retrospective observational, and
133 randomized control trials (RCTs) focusing on those risk factors and specific outcomes. Studies that included
134 diseased populations only, such as mothers with type 1 diabetes, were excluded.

135 Early exposure variables related to sociodemographic factors, lifestyle factors, physical factors, environmental
136 factors, pregnancy-related factors, and noninvasive biomarkers are referred to as risk factors. Here, risk factors
137 correspond to exposure variables of interest that are associated with cardiometabolic outcomes such as glucose

138 intolerance, dyslipidemia, hypertension, metabolic syndrome, and T2D. We assessed risk factors in mothers,
139 fathers, and offspring during preconception, pregnancy, and infancy up to 2 years of age, together covering the
140 first 1000 days of life. The outcomes of interest in this current review were self-reported, physician- or
141 researcher-diagnosed; glucose intolerance; dyslipidemia; hypertension; metabolic syndrome; and T2D.

142

143 **Data sources, search strategy, and screening criteria**

144 This systematic review protocol was registered to PROSPERO, CRD42022355152. Our search terms for
145 Medline, EMBASE, WEB OF SCIENCE, SCOPUS, and Cochrane CENTRAL (**Text S1**) relate to eligible
146 citations published in English before August 17, 2022. We included prospective and retrospective longitudinal
147 observational studies which identified risk factors associated with offspring outcomes of our interest. A
148 prospective comparison of treatment allocation effects on outcome was also considered. The exclusion criteria
149 were: studies with outcomes before 2 years, studies reporting only intermediate phenotypes or continuous
150 traits, or studies assessing only endpoints other than the cardiometabolic outcomes of interest. Cross-sectional
151 studies and studies of diseased populations were excluded, except for genetics studies. Two independent
152 reviewers screened at title and abstract level. For accepted citations, two independent reviewers examined the
153 entire manuscript. A third reviewer resolved conflicts at all screening levels. The consensus of the full group
154 was followed on conflicts not resolved by the third reviewer. The covidence online systematic review tracking
155 platform was used for all screenings.

156 **Data extraction and synthesis of results**

157 For eligible manuscripts, we developed and piloted a data extraction template. In addition to manuscript
158 information, the data-set included details about the study design, demographics of the population, exposure
159 and outcome assessment, and diagnostic criteria. A total of 8 broad categories of exposures were recorded: (i)
160 parental lifestyle factors, (ii) parental physical factors, (iii) environmental factors, (iv) pregnancy-related
161 factors, (v) birth anthropometrics, (vi) feeding patterns, (vii) infant anthropometrics, and (viii) cord blood
162 biomarkers.

163 **Quality assessment (risk of bias) and synthesis**

164 For cohort studies, case–control studies, and randomized clinical trials (RCTs), the Joanna Briggs Institute
165 (JBI) critical appraisal tool was used to assess the quality of the included studies²⁰. For case–control studies,
166 9 items were used to assess quality, including group’s comparison, assessment of the exposure and outcome,
167 confounding, exposure period of interest, and statistical methodology. For cohort studies, 11 items were used
168 to assess quality, including recruitment, assessment of exposure and outcome, confounding, statistical
169 methodology, and follow-up. In RCTs, 10 items were evaluated according to the JBI criteria, including
170 selection and allocation, intervention, administration, outcome assessment, follow-up, and statistical analysis.
171 Using the guidelines, each JBI item was categorized as 'yes', 'no', 'unclear' or 'not applicable'. Any uncertainties
172 in the assessment were further discussed by the entire research team. Studies with overall scores of 50% or
173 less on questions answered with ‘Yes’, 50% until 70% questions answered with ‘Yes’, and 70% or more
174 questions answered with ‘Yes’, were considered low, moderate and high quality, respectively.

175 **Quality assessment of risk factors for prediction and prevention**

176 For quality assessment, we selected those risk factors we considered consistently associated with childhood
177 obesity. Generally, we defined consistently associated risk factors as those for which more than 50% of studies
178 report an association in the same direction, in at least two studies of moderate or high quality. Based on the
179 International Life Sciences Institute (ILSI) Europe Marker Validation Initiative, we developed and piloted a
180 criteria template for quality assessment of risk factors²¹ (**Table S1**). Based on methodological aspects, the
181 study objective, modifiability, predictiveness, and early-life risk factors were evaluated. Two independent
182 reviewers scored the risk factors at four different levels: proven, strong, moderate, and low. The whole group
183 discussed conflicts until consensus was reached.

184

185 **RESULTS**

186 **Characteristics of participants and the screening process**

187 **Figure S1** shows the flow chart for screening all studies (n=35584), of which about one-half were excluded as
188 duplicates (n=17974). A total of 17610 full-text or abstract articles were screened by two independent
189 reviewers, and 16059 were scored irrelevant. Full-text screening was conducted on 1551 studies; 302 were

190 extracted, and 112 were analyzed for associations. Ultimately, 68 articles were meeting the inclusion criteria
191 and were included for the current systematic review.

192 The studies were published between 1991 and 2022 in 31 different countries, with the majority of the data
193 coming from America, Asia, and Europe. Among the 68 articles included, 59 were observational studies, of
194 which 38 were prospective and 21 were retrospective studies. Seven were case-control studies, and only 2 were
195 RCT interventional studies. The sample sizes of the different studies ranged from 50 to 155,411 participants.
196 **Table 1** shows the characteristics, the main results and the cardiometabolic outcome definitions for each study.

197 **Associations of exposures and risk factors for cardiometabolic outcomes in childhood**

198 We reported 229 associations between the main categories of risk factors in the first 1,000 days of life for
199 cardiometabolic outcomes in childhood, including glucose intolerance, dyslipidemia, hypertension, metabolic
200 syndrome, and T2D (**Table S2**). These associations were classified as positive, negative, or none. The majority
201 of associations were positive (n=162) for all cardiometabolic risk factors, with pregnancy and birth categories
202 exhibiting the greatest associations (**Figure 1**).

203 We found that risk factors including birth anthropometrics, pregnancy complications, cord blood biomarkers,
204 lifestyle, physical pregnancy, infant anthropometrics, and feeding patterns categories were associated with
205 glucose intolerance later in childhood. Of 16 evaluated studies, 2 were case-control studies^{22,23}, 11 were
206 prospective studies²⁴⁻³⁴, 1 was a retrospective study³⁵, and 2 were RCTs^{36,37}. These associations were mainly
207 studied in pregnancy and birth period, and to a lesser extent in the early infancy period; however, investigation
208 of the association of exposure and risk factors during preconception and later glucose intolerance was not
209 reported in any of the reviewed studies. There were 23 associations (82% were positive associations between
210 risk factors and glucose intolerance in children). Among them, 18 were identified positively associated
211 pregnancy and at birth period category^{22,23,25-28,32-34,37,38} (**Figure 1A**).

212 11 unique studies reported data on dyslipidemia in children, 2 case-control studies^{22,39}, 4 prospective
213 studies^{24,28,32,40}, 4 retrospective studies^{35,41-43}, and 1 RCT³⁷. Within these studies, 22 different risk factors
214 included in birth anthropometrics, pregnancy complications, lifestyle, sociodemographics, physical pre- and
215 pregnancy, infant anthropometrics, and feeding patterns categories, were investigated. Pregnancy and birth
216 factors were the most reported period for associations with dyslipidemia. Indeed, 14 risk factors were
217 significantly associated with an increased risk for dyslipidemia in childhood^{22,28,32,37,39} (**Figure 1B**).

218 We identified 37 studies evaluating risk factors for hypertension in children. The majority were prospective
219 studies (n=21)^{24,28,29,32,40,44-59}, followed by retrospective studies (n=12)^{35,41,43,60-68}, case-control studies (n=2)
220^{22,69} and RCTs (n=2)^{36,37}. We identified 127 associations between early life factors and childhood hypertension,
221 of which 66% significantly associated with increased risk for hypertension in childhood^{22,28-32,37,43,45-}
222^{50,53,54,56,57,61-68} (**Figure 1C**).

223 We identified 22 studies related to childhood metabolic syndrome, including 4 case-control studies^{22,70-72}, 12
224 prospective studies^{31-33,58,73-80}, 5 retrospective studies^{66,81-84}, and 1 RCT³⁷. **Figure 1D** shows how associations
225 were distributed during preconception, pregnancy, and infancy. There were 64 different risk factors (including
226 physical pre- and pregnancy, birth anthropometrics, sociodemographics, pregnancy complications, cord blood
227 biomarkers, lifestyle, infant anthropometrics, and feeding patterns categories) that associated with metabolic
228 syndrome as outcome, from which the majority investigated risk factors during pregnancy and birth. A total
229 of 77% of the associations were positive (49 of 64 total associations), observed in the pregnancy and birth
230 period (40 positive associations)^{22,31-33,37,58,66,70-72,74,76,77,81-83}, as well as the preconception (3 positive
231 associations)^{74,75} and early infancy period (6 positive associations)^{33,70,73,78,79} were identified.

232 There were 9 studies that reported associations between risk factors (including physical prepregnancy, birth
233 anthropometrics, sociodemographics, pregnancy complications, cord blood biomarkers, lifestyle,
234 environmental, and feeding patterns categories) for developing T2D in children. Of these, 1 was a case-control
235 study⁸⁵, 4 were prospective studies^{27,30,38,86}, and 4 were retrospective studies^{42,87-89}. For this outcome, we did
236 not find RCTs. Thirty-one associations were evaluated. Among them, 23 risk factors were positively associated
237 with T2D^{27,30,38,85-89}, 7 were not associated^{42,85,88,89}, and only 1 reported a decreased risk for this outcome⁸⁷.
238 Most of the associations analyzed were risk factors during pregnancy and birth periods^{27,30,42,85,86,88,89}, followed
239 by early infancy⁸⁶⁻⁸⁸ and the preconception period⁸⁷ (**Figure 1E**).

240 ***Preconception risk factors associated with childhood cardiometabolic outcomes***

241 During the preconception period, 7 studies identified exposures and risk factors to childhood cardiometabolic
242 outcomes, 6 of which were observational studies, 5 of which were prospective studies^{45,46,74,75,80}, 1 of which
243 was a retrospective study⁸⁷, and 1 of which was a case-control study³⁹. No RCTs were reported. We identified
244 4 risk factors measured during preconception, 3 of which were associated with a higher cardiometabolic risk

245 in children. The prepregnancy maternal BMI and the prepregnancy paternal BMI as exposures were linked
246 positively to cardiometabolic risk factors^{39,45,46,74,75}. Moreover, pregestational diabetes and diabetes were also
247 positively associated with cardiometabolic risk⁸⁷. Finally, 1 study reported that higher concentrations of plasma
248 folate, serum vitamin B12 and plasma homocysteine were associated with metabolic syndrome⁸⁰ (**Table S2**).
249 Our current review of the available evidence shows that physical prepregnancy risk factors during the
250 preconception period, which includes both paternal and maternal exposures, were mostly associated with
251 metabolic syndrome and hypertension in childhood^{45,46,74,75} (**Figure 2A**).

252 *Pregnancy and birth risk factors associated with childhood cardiometabolic outcomes*

253 The vast majority of articles included in this study (58 of 68) reported on associations between pregnancy and
254 birth exposures and cardiometabolic risk factors in childhood. Of those, 48 were observational studies (31
255 prospective studies^{25-34,38,44-58,74,76,77,80,86} and 17 retrospective studies^{41,42,60-68,81-83,87-89}), 8 were case-control
256 studies^{22,23,39,69-72,85}, and 2 were RCTs^{36,37}. Risk factors identified during pregnancy and birth period were the
257 most frequently studied, with 197 (86%) associations for all cardiometabolic outcomes. 7 categories of risk
258 factors were evaluated: birth anthropometrics, sociodemographics, pregnancy complications, lifestyle,
259 physical, environmental, and cord blood biomarkers (**Figure S2B**). The most frequently assessed
260 characteristics were birth anthropometrics (n=75), sociodemographic data (n=47), and pregnancy
261 complications factors (n=34). Concerning the birth anthropometric category, we found that the majority of the
262 associations were positively associated with cardiometabolic risk, highlighting hypertension, and metabolic
263 syndrome as the most frequently associated^{22,28,34,39,45,46,54,56-58,61,63-66,68,71,82,83,86-89}. However, we reported a high
264 number of associations that were null^{33,41,45,48,65,66,68,69,71,72,85}, most of which were of risk factors with childhood
265 hypertension, and only 5 were negative associations^{44,52,63,64}. Alike the preconception period,
266 hypertension^{22,28,34,45-48,54,56,57,61,63-66,68} and metabolic syndrome^{22,28,34,45-48,54,56-58,61,63-66,68,71,72,82,83} were the two
267 outcomes most frequently associated with birth anthropometrics (**Figure 2B**). We identified 7 birth
268 anthropometric risk factors correlated with cardiometabolic outcomes. Among them, the birth weight of the
269 child had the most frequently associated with all of outcomes (n=25)^{28,33,39,44,45,48,52,54,58,61,63-66,68,69,71,72,82,83,87},
270 13 of which were linked to an increased risk for childhood cardiometabolic issues^{28,39,45,48,54,58,61,63,82,83,87}, while
271 9 had no relationship^{33,45,65,66,68,69,71,72}, and 3 had inverse associations^{44,52,64} (**Figure S3A**). The most frequent
272 cardiometabolic outcome associated with birth weight was hypertension. Furthermore, low birth weight or

273 small size for gestational age (LBW/SGA) was identified as a risk factor for glucose intolerance, hypertension,
274 metabolic syndrome and T2D: 10 positive associations^{15,34,54,58,61,64,65,68,86,88,89} and 6 no associations were
275 observed^{45,48,66,72,85} (**Figure S3B**). High birth weight (HBW) or large for gestational age (LGA), was evaluated
276 by several studies as a potential risk factor for cardiometabolic outcomes. In fact, we identified 15 positive
277 associations^{22,34,58,63,66,72,87,89} for HBW/LGA and cardiometabolic disorder risk and 4 no associations^{48,68,69,85}
278 (**Figure S3C**). As part of the birth anthropometrics group, other exposures were identified, such as gestational
279 age^{39,45,56,58,63,71,82,83}, preterm birth^{41,45,47,56,57,71,87}, birth length^{44,61,63,82,83}, and mode of delivery (cesarean
280 delivery)^{46,58,87}. Despite the small amount of data, most associations were positive, highlighting both
281 hypertension and metabolic syndrome as the most adverse cardiometabolic outcomes.

282 Regarding the sociodemographics category, most associations reported a risk of developing all
283 cardiometabolic outcomes^{28,39,45-48,51,53,54,57,58,61,64,77,81,87-89}. **Figure 2C** shows that sociodemographic factors
284 increased the risk of hypertension^{28,45-48,54,57,61,64} and metabolic syndrome^{35,58,77} during childhood. The strongest
285 associations were found between ethnicity^{28,45,47,48,51,54,57,58}, maternal education^{39,45-47,54,58,61,64,77}, and
286 income^{45,61,64,77,87,88}. Ethnicity was mostly associated with hypertension^{28,45,57,58} (**Figure S3D**). Similarly, low
287 maternal education was positively associated with the risk to develop hypertension, and metabolic syndrome⁴⁵⁻
288 ^{47,54,61,64} (**Figure S3E**). We also reported that low parental income is mostly associated with higher risk to
289 develop hypertension, metabolic syndrome and T2D^{45,61,64} (**Figure S3F**). Cardiometabolic outcomes were also
290 influenced by other parental factors such as employment^{61,64,77}, socioeconomic status^{47,77,89}, and marital status⁴⁷.

291 Pregnancy complications were associated with all cardiometabolic outcomes^{22,23,25,27,29,30,32,33,39,42,46,47,49,57,62-}
292 ^{64,70,81,85-87}, highlighting hypertension^{22,29,32,46,47,49,57,62-64} and glucose intolerance^{22,23,25,27,29,30,32,33} as the most
293 reported associations (**Figure 2D**). Among them, we identified gestational diabetes, pregnancy hypertension,
294 and preeclampsia as the main exposures associated with cardiometabolic outcomes in children. Almost all
295 associations between these risk factors were positive. All 27 studies on gestational diabetes had a positive
296 association with all outcomes^{22,23,25,27,29,30,32,33,39,47,49,63,70,81,85-87} (**Figure S3G**). Regarding pregnancy-related
297 hypertension, we found associations for dyslipidemia³⁹ (1 positive association), hypertension^{46,63,64} (3 positive
298 associations), and metabolic syndrome⁸¹ (1 no association) (**Figure S3H**). We evaluated the associations of
299 preeclampsia with dyslipidemia⁴² (1 for no association), hypertension^{42,46,47,57,62,81,87} (4 for positive associations

300 and 1 for no association), metabolic syndrome⁸¹ (1 for no association), and T2D^{42,87} (1 for positive association
301 and 1 for no association) (**Figure S3I**).

302 In addition to the above categories, we also evaluated cord blood biomarkers, lifestyle, physical pregnancy,
303 and environmental exposures (**Figure 2**). For the cord blood biomarkers, we found 1 study reporting that
304 telomere length was positively associated with hypertension⁴⁸; plasma folate, serum vitamin B12, and plasma
305 homocysteine were negatively associated with metabolic syndrome⁸⁰; and umbilical insulin levels were
306 positively associated with glucose intolerance and T2D²⁸. No evidence was found between plasma folate
307 concentrations and hypertension⁵¹ (**Figure 2E**). The lifestyle category (including exposures such as smoking,
308 alcohol, drugs, and diet) presented 24 associations with cardiometabolic outcomes^{36,37,39,47,51,53,54,58,64,67,77}. The
309 most frequent associations were related to hypertension during childhood^{36,37,47,51,53,54,64,67} (**Figure 2F**).
310 Concerning physical pregnancy (such as parental anthropometrics, parental BMI, gestational weight gain), we
311 identified 15 associations^{22,39,45,47,53,58,63,64,74,76,81}, 14 of which were related to an increased risk of
312 cardiometabolic outcomes, especially hypertension^{22,45,47,63,64} and metabolic syndrome^{22,58,74,76,81} (**Figure 2G**).
313 The results in the environmental category contrasted, being mostly associated with hypertension. In this
314 category, there are 7 associations, 3 of which were related to an increased risk of hypertension^{61,64,67}, while
315 the other 2 were not associated with T2D^{69,88}. Finally, two negative associations were also found with
316 hypertension^{55,64} (**Figure 2H**).

317 *Early infancy-related risk factors associated with childhood cardiometabolic outcomes*

318 We identified 19 studies reporting associations between risk factors in early infancy and adverse
319 cardiometabolic outcomes in childhood. 2 were case-control studies^{58,70}, 7 were retrospective
320 studies^{35,43,61,64,84,87,88}, and 10 were prospective studies^{24,40,44,48,53,59,73,78,79,86}. We found 24 associations between
321 risk factors and cardiometabolic outcomes in children, of which 15 positive associations were
322 reported^{33,40,43,48,53,61,68,70,73,78,79,86-88}, 4 negative associations were observed^{44,64,70,87}, and 5 no associations were
323 found^{24,35,51,59,84} (**Figure S2C**). During the period between birth and 2 years of age, feeding patterns and infant
324 anthropometrics were the main risk factors evaluated. Anthropometrics in infancy were associated with
325 dyslipidemia^{40,43} in 2 out of 3 studies, with hypertension^{40,43,48,53,61} in 5 out of 8 studies and with metabolic
326 syndrome^{73,78,79} in 3 out of 3 studies. Only one study investigated anthropometrics and glucose intolerance,

327 and did not report a significant association²⁴, for T2D outcomes, no studies were identified. We did not find
328 any study reporting infant anthropometrics or cardiometabolic outcomes (**Figure 2I**). Feeding patterns, which
329 means breastfeeding, were the only category correlated mostly with a decreased risk for cardiometabolic
330 outcomes. Indeed, 16 associations were reported, 8 of which were associated with a lower risk for glucose
331 intolerance^{33,68}, hypertension⁶⁸, metabolic syndrome^{33,70,78} and T2D⁸⁶⁻⁸⁸. Only one study investigated
332 breastfeeding and dyslipidemia, but did not report any significant associations³⁵, while we found 3 associations
333 reporting a lower risk for hypertension⁶⁴, metabolic syndrome⁷⁰ and T2D⁸⁷ (**Figure 2J**).

334 **Risk of bias assessment**

335 Case-control studies, observational studies (prospective and retrospective studies), and RCTs were evaluated
336 for risk of bias. Of the total studies analyzed (n=68), only 15% had low risk of bias. Regarding case-control
337 studies, we found that 38% of studies showed low bias risk (n=8). For observational studies, the rate was 10%
338 of low risk of bias (n=58). The percentage of these were distributed between prospective studies, which showed
339 16% of low bias risk (n=38). However, for retrospective studies, all exhibited at least one item unclear and/or
340 high risk of bias (n=20). For the randomized control trials, 50% showed low risk of bias (n=2) (**Figure S3-**
341 **S13**). In case-control studies, we identified that unreliable exposure measurements, and inadequate
342 confounding strategies were the main conditions associated with high risk of bias (**Figure S14A**). In
343 observational studies, we identified several conditions associated with high risk of bias, such as loss to follow-
344 up, unreliable exposure measurements, and inadequate confounding strategies (**Figure S14B**). In the evaluated
345 RCTs, we did not find high risk of bias for any of the included studies.

346 **Assessment of risk factors for prevention and prediction**

347 We evaluated the quality of the assessment of risk factors included in the present systematic review (**Figure**
348 **3**). Risk factors with high scores on reproducibility, accuracy, standardization, stability, and technical variation
349 were for the preconception period: maternal prepregnancy weight, in pregnancy and birth: maternal age,
350 maternal and paternal education, income, parity, anthropometrics, paternal BMI, and gestational weight gain
351 continuous; and for the early infancy period: breastfeeding, and infant BMI change. Risk factors quality scores
352 were generally moderate to strong, except for cord blood biomarkers, which were low. A change in the marker
353 that is linked with a change in the endpoint in one or more target populations was proven for maternal

354 prepregnancy weight, birth weight, LBW/SGA, HBW/LGA, and gestational diabetes. The strongest
355 theoretically modifiable risk factors on an individual level were diet, and the quality of the majority of risk
356 factors were scored low based on evidence from the available intervention studies. Finally, for prediction, the
357 proven risk factors were maternal prepregnancy weight, gestational diabetes, pregnancy hypertension,
358 maternal education, and parental BMI. Concentrations of plasma homocysteine, parity, and marital status had
359 the lowest scores (**Figure 3**).

360

361

362

363

364

365 **DISCUSSION**

366 In the present systematic review, we examined the associations of early-life exposures during preconception,
367 pregnancy and birth, and the early infancy period, with adverse cardiometabolic outcomes during childhood
368 such as glucose intolerance, dyslipidemia, hypertension, metabolic syndrome, and T2D. We identified 59
369 observational studies (of which 38 prospectives, and 21 retrospectives), 7 case-control and 2 intervention
370 studies, and we found 228 reported associations between risk factors and all cardiometabolic outcomes, of
371 which 162 were positive. Exposures during pregnancy and at birth were the most frequently studied in relation
372 to later life cardiometabolic risk factors. More specifically, high or low birth weight, sociodemographics
373 factors including education, income and ethnicity, and pregnancy complications (including gestational diabetes
374 and preeclampsia) were the most frequently reported risk factors associated with cardiometabolic risk.
375 Additionally, we identified metabolic syndrome and hypertension as the most frequently and positive
376 associated cardiometabolic outcomes reported.

377 This systematic review offers relevant information on the association between risk factors in the first 1,000
378 days and childhood cardiometabolic health. It encompasses 3 different timings of exposure: preconception,
379 pregnancy and birth, and the early life period, as well risk factors such as parental and offspring conditions
380 that might affect the cardiometabolic profile for up to 18 years. In preconception period, both paternal and
381 maternal BMI were associated with adverse cardiometabolic health in childhood, including dyslipidemia,
382 hypertension, metabolic syndrome and T2D. Maternal obesity before pregnancy was associated with impaired
383 cardiometabolic health. Furthermore, paternal prepregnancy BMI was associated with adverse cardiometabolic
384 profiles in offspring such as a higher childhood BMI, systolic blood pressure, insulin levels, and lower high-
385 density lipoprotein cholesterol⁷⁵, although strongest/most profound associations were observed for maternal
386 prepregnancy BMI. In addition, during the preconception period, we found that pregestational diabetes was
387 positively associated with T2D in children in one study. Thus, either pregestational or gestational diabetes in
388 the mother has been associated with childhood-onset T2D^{73,87}.

389 Pregnancy and birth were the most frequently studied period to investigate associations of early life
390 exposures and later in life cardiometabolic outcomes. Our results add support to the developmental origins of
391 health and disease (DOHaD) hypothesis, which states that adverse intrauterine exposure causes several
392 metabolic changes during fetal growth, increasing the risk of cardiometabolic disease development⁹⁰. Birth

393 anthropometrics, particularly having a high or low birth weight, showed a consistent positive association with
394 all cardiometabolic outcomes, being hypertension the most frequently reported. A cross-sectional study
395 suggests that obesity and hypertension in children and adolescents may be modifiable by birth weight⁹¹. Using
396 Mendelian randomization, a study examined whether birth weight could be a risk factor independent of the
397 intrauterine environment for cardiometabolic outcomes⁹². In the first 1,000 days of life, children born outside
398 the normal birth weight range tend to regain their genetically determined growth trajectory to compensate for
399 both restricted and excessive intrauterine growth⁹³. In this way, the rapid weight gain in SGA infants increases
400 the risk of obesity and metabolic diseases such as insulin resistance, impaired glucose tolerance, T2D,
401 hypertension, and ultimately cardiovascular diseases^{94,95}. It has also been demonstrated that birth weight has a
402 direct impact on plasma triacylglycerols and insulin resistance, whereas obesity has a direct impact on
403 hypertension, impaired glucose metabolism, and hypertriglyceridemia. Considering that birth weight and
404 obesity cannot be separated from metabolic syndrome and its components, large prospective studies involving
405 normal-weight individuals are needed. A recent meta-analysis showed that LBW might increase metabolic
406 syndrome risk in childhood and adulthood⁹⁶. To assess the potential interaction effects of LBW on metabolic
407 syndrome, more high-quality studies are needed.

408 At least 30% of women exhibit pregnancy complications, which are among the leading causes of mortality
409 among pregnant women⁹⁷. These complications can be caused by the natural changes in the mother's body as
410 a response to her pregnancy, including increased cardiac output, an increased inflammatory response, and
411 metabolic abnormalities related to insulin resistance⁹⁸. As a consequence, pregnant women are more prone to
412 develop metabolic disorders such as hypertension and gestational diabetes mellitus^{97,99}. Worldwide,
413 pregnancy-related hypertension is the third leading cause of maternal mortality, affecting between 3% and
414 10% of pregnancies. A higher incidence of stillbirths and large for gestational-age babies is associated with
415 gestational diabetes, which affects approximately 7–10% of pregnancies worldwide^{100,101}. Both pregnancy
416 complications are strongly associated with an increased risk of T2D and hypertension. In this systematic
417 review, we found that gestational diabetes, which is one of the most common current diseases during
418 pregnancy¹⁰², is associated with all cardiometabolic outcomes, with glucose intolerance having the greatest
419 association. Hypertension during pregnancy is associated with dyslipidemia, hypertension and metabolic
420 syndrome in children. We found associations between preeclampsia and dyslipidemia, hypertension, metabolic

421 syndrome and T2D. Preeclampsia, like pregnancy hypertension, is associated with increased risks for
422 hypertension, vascular disease, stroke, and venous thromboembolism later in life¹⁰³. Therefore, gestational
423 diabetes, pregnancy hypertension, and preeclampsia are risk factors for metabolic diseases, and the importance
424 of pregnancy history to future health should be discussed with all care providers and women.

425 In the current research, we observed that several parental sociodemographic factors have been linked to adverse
426 cardiometabolic outcomes. Among these factors, several risk factors, such as ethnicity, maternal education,
427 and income, were associated with hypertension and other cardiometabolic outcomes. We found that ethnicity
428 is mostly linked to hypertension, metabolic syndrome, dyslipidemia, and glucose intolerance. It is well known
429 that ethnicity differs in cardiovascular disease prevalence¹⁰⁴, with minorities having a more adverse
430 cardiovascular profile than some European countries. Parental prepregnancy factors, pregnancy factors, and
431 childhood BMI all contribute to these differences. In terms of income, we found a positive association with
432 hypertension in children. The effect of household income has been analyzed for Black adolescents. This
433 showed that households with incomes greater than \$75,000 were more likely to have hypertensive-range blood
434 pressure due to their black race compared to households with incomes less than \$75,000 in United States of
435 America, however, further research is needed¹⁰⁵. Both maternal and paternal education were associated with
436 cardiometabolic outcomes, especially hypertension. In particular, evidence suggests that educational status
437 might affect the development of adverse cardiometabolic health^{106,107}. The majority of the studies show that a
438 low level of maternal and paternal education is associated with a greater risk of hypertension during
439 childhood^{108,109}. Taken together, these data indicate that parental education level, rather than the individual's
440 education level, is independently better, showing that infants with low parental education levels are more likely
441 to develop hypertension¹¹⁰.

442 Regarding the early infancy period, we found that breastfeeding is associated with a lower risk of
443 cardiometabolic outcomes during childhood. Exclusive breastfeeding is highly recommended for infants for at
444 least the first 6 months of life¹¹¹, and breastfeeding has been shown to reduce the risk of obesity and chronic
445 noncommunicable diseases, such as T2D¹¹². The protein content of infant formulas is traditionally higher than
446 that of human milk, and all essential amino acids are present in sufficient amounts. While these factors promote
447 weight gain and growth, they also increase the risk of obesity and metabolic diseases¹¹³. For a formulation to
448 be effective, its protein content needs to be as close as possible to that of human milk. Concerning the early

449 infancy period, we also found that infant anthropometrics, especially weight gain and changes in BMI, are
450 associated with hypertension and metabolic syndrome. These findings are relevant since previous studies have
451 reported that rapid weight gain during infancy is associated with high blood pressure at 17 years⁴³.
452 Furthermore, rapid weight gain during infancy until 6 months could predict metabolic risk at 17 years⁷³;
453 therefore, maintaining or controlling early infancy weight gain might help to prevent future adult
454 cardiovascular disease risks.

455 The main strengths of this systematic review has been the extensive search of the literature until 2022 (17610
456 articles in the first screening), and the implementation of at least two independent reviewers across the phases
457 of screening and extraction, along with a third independent reviewer to resolve conflicts. The quality of the
458 manuscript has been performed by evaluating the risk of bias assessment based on JBI guidelines. Using a
459 standardized procedure, at least two independent reviewers conducted the review. All reviewers discussed to
460 resolve the conflicts. As part of our attempt to minimize bias in the selection of studies, we adhered to
461 predefined inclusion and exclusion criteria. By including a large body of evidence, we were able to provide a
462 comprehensive and robust overview of the available evidence. We only identified 2 RCTs and all the
463 associations have been based on observational research, either prospective or retrospective studies. Hence,
464 causality cannot be established between the identified risk factors and cardiometabolic outcomes. However,
465 there is a huge evidence about the potential risk factor to develop hypertension and metabolic syndrome later
466 in childhood.

467 **Conclusions**

468 We found that parental prepregnancy weight, birth weight, SGA, LGA, pregnancy complications such as
469 hypertension and gestational diabetes, infant weight gain, and sociodemographics factors such as income,
470 maternal education level and ethnicity, and not breastfeeding, were associated with cardiometabolic outcomes,
471 highlighting hypertension and metabolic syndrome in children. These findings provide relevant information
472 early-life risk prediction and modifying several behavioral patterns from conception to infancy, not only from
473 mother to father but also from preconception to infancy. Finally, this systematic review provide useful
474 information that could be applied in clinical practice to prevent or predict the metabolic complications later in

475 childhood. Future studies focused on preconception factors, paternal factors, and sociodemographics are
476 urgently needed to prevent metabolic disease.

477 **Article information**

478 **Author contributions**

479 MBH: provided extraction of the data and provided critical intellectual feedback and completed quality
480 assessment of papers, and drafted the final version of manuscript. FJRO: Drafted the initial version of the
481 manuscript, completed the review, extraction, and quality assessment of papers, and drafted the final version
482 of manuscript. SMB: Drafted the initial version of the manuscript, completed the review, extraction, and
483 quality assessment of papers. ASJK: Drafted the initial version of the manuscript, completed the review,
484 extraction, and quality assessment of papers. EFV: provided extraction of the data and provided critical
485 intellectual feedback. MAB: provided extraction of the data and provided critical intellectual feedback. MCC:
486 provided extraction of the data and provided critical intellectual feedback. JvD: Set up the initial aim of the
487 study and study protocol, provided extraction of the data and provided critical intellectual feedback. PI:
488 provided extraction of the data and provided critical intellectual feedback. KK: provided extraction of the data
489 and provided critical intellectual feedback. CAvLB: provided extraction of the data and provided critical
490 intellectual feedback. RG: Set up the initial aim of the study and study protocol, completed the review,
491 extraction, and quality assessment of papers. AG: Set up the initial aim of the study and study protocol,
492 completed the review, extraction, and quality assessment of papers, and revised the final version of the
493 manuscript.

494 All authors approved the final version for publication.

495 **Conflict of interest disclosures**

496 None reported.

497 **Acknowledgements**

498 RG received funding from the Netherlands Organization for Health Research and Development (ZonMW,
499 grant number 543003109). RG has received funding from the European Union Horizon 2020 research and
500 innovation program under the ERA-NET Cofund action (No. 727565), European Joint Programming Initiative
501 A Healthy Diet for a Healthy Life (JPI HDHL), EndObesity, ZonMW Netherlands (No. 529051026). SMB
502 was supported by the KNAW Ter Meulen Grant/KNAW Medical Science Fund, Royal Netherlands Academy
503 of Arts & Sciences, and by ILSI Europe. ASJK was supported by ISLI Europe. MCC acknowledges the support
504 by the Spanish Ministry of Science and Innovation (MCIN) research grant (ref. PID2022-139475OB-I00) and
505 the award from MCIN/AEI to the Institute of Agrochemistry and Food Technology (IATA-CSIC) as Centre
506 of Excellence Severo Ochoa (CEX2021-001189-S MCIN/AEI /10.13039/ 501100011033). EFV was
507 supported by a Predoctoral grant awarded by the Spanish Ministry of Science and Innovation and the European

508 Social Fund Plus (ESF+) for the training of doctors within the framework of the State Plan for Scientific,
509 Technical and Innovation Research 2021 - 2023. (ref. CEX2021-001189-S-20-1). This paper will be part of
510 Marco Brandimonte-Hernández's doctorate, which is being completed as part of the "Nutrition and Food
511 Sciences Program" at the University of Granada, Spain. FJRO was supported by the Spanish Government
512 (Juan de la Cierva program, Ministry of Science and Innovation). This Project was executed in collaboration
513 with the Early Nutrition and Long-term Health Task Force of the European Branch of the International Life
514 Sciences Institute (ILSI Europe). Industry members of this task force are listed on the website www.ilsieurope.eu.
515 For more information, please contact ILSI Europe by email info@ilsieurope.be or call +32 2 771.00.14. The
516 opinions expressed herein, and the conclusion of the project are those of the authors and do not necessarily
517 represent the view of ILSI Europe nor those of its member companies.

518

519 **Figure legends**

520 **Figure 1.** Positive, negative, and null associations between the main categories of risk factors preconception,
521 pregnancy and birth, and early infancy and cardiometabolic outcomes: glucose intolerance (A), dyslipidemia
522 (B), hypertension (C), metabolic syndrome (D), and type 2 diabetes (E).

523 **Figure 2.** Positive, negative, and null associations between risk factors physical prepregnancy (A), birth
524 anthropometrics (B), pregnancy complications (C), sociodemographic (D), cord blood biomarkers (E),
525 lifestyle (F), physical pregnancy (G), environmental (H), infant anthropometrics (I), feeding patterns (J) and
526 cardiometabolic outcomes: glucose intolerance, dyslipidemia, hypertension, metabolic syndrome and type 2
527 diabetes.

528 **Figure 3.** Quality assessment of identified risk factors based on 'Guideline on quality assessment of risk
529 factor' from Calder et al. 2017. Four different levels has been represented: proven (hard green), strong (light
530 green), moderate (yellow), and low (red).

531

532

533 **REFERENCES**

- 534 1. Maximova K, Kuhle S, Davidson Z, Fung C, Veugelers PJ. Cardiovascular risk-factor profiles of normal
535 and overweight children and adolescents: insights from the Canadian Health Measures Survey.
536 *Canadian Journal of Cardiology*. 2013;29(8):976-982.
- 537 2. Jebeile H, Kelly AS, O'Malley G, Baur LA. Obesity in children and adolescents: epidemiology, causes,
538 assessment, and management. *Lancet Diabetes Endocrinol*. 2022;10(5):351-365.
- 539 3. Saeedi P, Petersohn I, Salpea P, et al. Global and regional diabetes prevalence estimates for 2019
540 and projections for 2030 and 2045: Results from the International Diabetes Federation Diabetes
541 Atlas. *Diabetes research and clinical practice*. 2019;157:107843.
- 542 4. WHO. *Diabetes Atlas 10th ed World Health Organization, Geneva2021*. 2021.
- 543 5. Maitre L, Julvez J, López-Vicente M, et al. Early-life environmental exposure determinants of child
544 behavior in Europe: a longitudinal, population-based study. *Environment international*.
545 2021;153:106523.
- 546 6. Lurbe E, Cifkova R, Cruickshank JK, et al. Management of high blood pressure in children and
547 adolescents: recommendations of the European Society of Hypertension. *J Hypertens*.
548 2009;27(9):1719-1742.
- 549 7. Lurbe E, Ingelfinger J. Developmental and Early Life Origins of Cardiometabolic Risk Factors: Novel
550 Findings and Implications. *Hypertension*. 2021;77(2):308-318.
- 551 8. Finger JD, Busch MA, Du Y, et al. Time Trends in Cardiometabolic Risk Factors in Adults. *Dtsch*
552 *Arztebl Int*. 2016;113(42):712-719.
- 553 9. Martínez-Jiménez MD, Gómez-García FJ, Gil-Campos M, Pérez-Navero JL. Comorbidities in
554 childhood associated with extrauterine growth restriction in preterm infants: a scoping review. *Eur*
555 *J Pediatr*. 2020;179(8):1255-1265.
- 556 10. Ordóñez-Díaz MD, Gil-Campos M, Flores-Rojas K, et al. Impaired Antioxidant Defence Status Is
557 Associated With Metabolic-Inflammatory Risk Factors in Preterm Children With Extrauterine
558 Growth Restriction: The BIORICA Cohort Study. *Front Nutr*. 2021;8:793862.
- 559 11. Kankowski L, Ardissino M, McCracken C, et al. The Impact of Maternal Obesity on Offspring
560 Cardiovascular Health: A Systematic Literature Review. *Front Endocrinol (Lausanne)*.
561 2022;13:868441.
- 562 12. Brown HL, Smith GN. Pregnancy Complications, Cardiovascular Risk Factors, and Future Heart
563 Disease. *Obstet Gynecol Clin North Am*. 2020;47(3):487-495.
- 564 13. Pathirana MM, Lassi ZS, Roberts CT, Andraweera PH. Cardiovascular risk factors in offspring
565 exposed to gestational diabetes mellitus in utero: systematic review and meta-analysis. *J Dev Orig*
566 *Health Dis*. 2020;11(6):599-616.
- 567 14. Eberle C, Kirchner MF, Herden R, Stichling S. Paternal metabolic and cardiovascular programming of
568 their offspring: A systematic scoping review. *PLoS One*. 2020;15(12):e0244826.
- 569 15. Santos Ferreira DL, Williams DM, Kangas AJ, et al. Association of pre-pregnancy body mass index
570 with offspring metabolic profile: Analyses of 3 European prospective birth cohorts. *PLoS medicine*.
571 2017;14(8):e1002376.
- 572 16. McCarthy K, Ye Y-l, Yuan S, He Q-q. Peer Reviewed: Parental Weight Status and Offspring
573 Cardiovascular Disease Risks: a Cross-Sectional Study of Chinese Children. *Preventing Chronic*
574 *Disease*. 2015;12.
- 575 17. Labayen I, Ruiz JR, Ortega FB, et al. Intergenerational cardiovascular disease risk factors involve
576 both maternal and paternal BMI. *Diabetes care*. 2010;33(4):894-900.
- 577 18. Black RE, Victora CG, Walker SP, et al. Maternal and child undernutrition and overweight in low-
578 income and middle-income countries. *The lancet*. 2013;382(9890):427-451.
- 579 19. Larqué E, Labayen I, Flodmark C-E, et al. From conception to infancy—early risk factors for
580 childhood obesity. *Nature Reviews Endocrinology*. 2019;15(8):456-478.
- 581 20. Barker TH, Stone JC, Sears K, et al. Revising the JBI quantitative critical appraisal tools to improve
582 their applicability: an overview of methods and the development process. *JBI Evidence Synthesis*.
583 2023;21(3):478-493.

- 584 21. Calder PC, Boobis A, Braun D, et al. Improving selection of markers in nutrition research: evaluation
585 of the criteria proposed by the ILSI Europe Marker Validation Initiative. *Nutrition Research Reviews*.
586 2017;30(1):73-81.
- 587 22. Boney CM, Verma A, Tucker R, Vohr BR. Metabolic syndrome in childhood: association with birth
588 weight, maternal obesity, and gestational diabetes mellitus. *Pediatrics*. 2005;115(3):e290-e296.
- 589 23. Chandler-Laney PC, Bush NC, Granger WM, Rouse DJ, Mancuso MS, Gower BA. Overweight status
590 and intrauterine exposure to gestational diabetes are associated with children's metabolic health.
591 *Pediatric obesity*. 2012;7(1):44-52.
- 592 24. Aris IM, Rifas-Shiman SL, Li L-J, et al. Association of weight for length vs body mass index during the
593 first 2 years of life with cardiometabolic risk in early adolescence. *JAMA network open*.
594 2018;1(5):e182460-e182460.
- 595 25. Lowe Jr WL, Scholtens DM, Kuang A, et al. Hyperglycemia and adverse pregnancy outcome follow-
596 up study (HAPO FUS): maternal gestational diabetes mellitus and childhood glucose metabolism.
597 *Diabetes care*. 2019;42(3):372-380.
- 598 26. Scholtens DM, Kuang A, Lowe LP, et al. Hyperglycemia and Adverse Pregnancy Outcome Follow-up
599 Study (HAPO FUS): maternal glycemia and childhood glucose metabolism. *Diabetes care*.
600 2019;42(3):381-392.
- 601 27. Silverman BL, Metzger BE, Cho NH, Loeb CA. Impaired glucose tolerance in adolescent offspring of
602 diabetic mothers: relationship to fetal hyperinsulinism. *Diabetes care*. 1995;18(5):611-617.
- 603 28. Sun D, Wang T, Heianza Y, et al. Birthweight and cardiometabolic risk patterns in multiracial
604 children. *International journal of obesity*. 2018;42(1):20-27.
- 605 29. Tam WH, Ma RCW, Ozaki R, et al. In utero exposure to maternal hyperglycemia increases childhood
606 cardiometabolic risk in offspring. *Diabetes care*. 2017;40(5):679-686.
- 607 30. Tam WH, Ma RCW, Yang X, et al. Glucose intolerance and cardiometabolic risk in children exposed
608 to maternal gestational diabetes mellitus in utero. *Pediatrics*. 2008;122(6):1229-1234.
- 609 31. Tam WH, Ma RCW, Yang X, et al. Glucose intolerance and cardiometabolic risk in adolescents
610 exposed to maternal gestational diabetes: a 15-year follow-up study. *Diabetes care*.
611 2010;33(6):1382-1384.
- 612 32. Väärasmäki M, Pouta A, Elliot P, et al. Adolescent manifestations of metabolic syndrome among
613 children born to women with gestational diabetes in a general-population birth cohort. *American*
614 *journal of epidemiology*. 2009;169(10):1209-1215.
- 615 33. Vandyousefi S, Goran MI, Gunderson EP, et al. Association of breastfeeding and gestational
616 diabetes mellitus with the prevalence of prediabetes and the metabolic syndrome in offspring of
617 Hispanic mothers. *Pediatric obesity*. 2019;14(7):e12515.
- 618 34. Wu Y, Yu X, Li Y, et al. Adipose tissue mediates associations of birth weight with glucose metabolism
619 disorders in children. *Obesity*. 2019;27(5):746-755.
- 620 35. Izadi V, Kelishadi R, Qorbani M, et al. Duration of breast-feeding and cardiovascular risk factors
621 among Iranian children and adolescents: the CASPIAN III study. *Nutrition*. 2013;29(5):744-751.
- 622 36. Mispireta M, Caulfield L, Zavaleta N, et al. Effect of maternal zinc supplementation on the
623 cardiometabolic profile of Peruvian children: results from a randomized clinical trial. *Journal of*
624 *developmental origins of health and disease*. 2017;8(1):56-64.
- 625 37. Stewart CP, Christian P, Schulze KJ, LeClerq SC, West Jr KP, Khatry SK. Antenatal micronutrient
626 supplementation reduces metabolic syndrome in 6-to 8-year-old children in rural Nepal. *The*
627 *Journal of nutrition*. 2009;139(8):1575-1581.
- 628 38. Pettitt DJ, Bennett PH, Saad MF, Charles MA, Nelson RG, Knowler WC. Abnormal glucose tolerance
629 during pregnancy in Pima Indian women: long-term effects on offspring. *Diabetes*.
630 1991;40(Supplement_2):126-130.
- 631 39. Yang X, Leng J, Liu H, et al. Maternal gestational diabetes and childhood hyperlipidemia. *Diabetic*
632 *Medicine*. 2021;38(11):e14606.
- 633 40. Berentzen NE, van Rossem L, Gehring U, et al. Overweight patterns throughout childhood and
634 cardiometabolic markers in early adolescence. *International Journal of Obesity*. 2016;40(1):58-64.

- 635 41. Alves PJS, Araujo Junior E, Henriques ACPT, Carvalho FHC. Preterm at birth is not associated with
636 greater cardiovascular risk in adolescence. *The Journal of Maternal-Fetal & Neonatal Medicine*.
637 2016;29(20):3351-3357.
- 638 42. Davidesko S, Nahum Sacks K, Friger M, Haim A, Sheiner E. Prenatal exposure to preeclampsia as a
639 risk factor for long-term endocrine morbidity of the offspring. *Hypertension in Pregnancy*.
640 2021;40(1):21-28.
- 641 43. Fujita Y, Kouda K, Nakamura H, Iki M. Association of rapid weight gain during early childhood with
642 cardiovascular risk factors in Japanese adolescents. *Journal of Epidemiology*. 2013;23(2):103-108.
- 643 44. Adair LS, Cole TJ. Rapid child growth raises blood pressure in adolescent boys who were thin at
644 birth. *Hypertension*. 2003;41(3):451-456.
- 645 45. Barros FC, Victora CG. Increased blood pressure in adolescents who were small for gestational age
646 at birth: a cohort study in Brazil. *International Journal of Epidemiology*. 1999;28(4):676-681.
- 647 46. Brunton NM, Dufault B, Dart A, Azad MB, McGavock JM. Maternal body mass index, offspring body
648 mass index, and blood pressure at 18 years: a causal mediation analysis. *International Journal of*
649 *Obesity*. 2021;45(12):2532-2538.
- 650 47. Chen Y, Zhao D, Wang B, Zhu J, Zhang J, Zhang Y. Association of intrauterine exposure to aspirin and
651 blood pressure at 7 years of age: a secondary analysis. *BJOG: An International Journal of Obstetrics*
652 *& Gynaecology*. 2019;126(5):599-607.
- 653 48. Hemachandra AH, Howards PP, Furth SL, Klebanoff MA. Birth weight, postnatal growth, and risk for
654 high blood pressure at 7 years of age: results from the Collaborative Perinatal Project. *Pediatrics*.
655 2007;119(6):e1264-e1270.
- 656 49. Lu J, Zhang S, Li W, et al. Maternal gestational diabetes is associated with offspring's hypertension.
657 *American journal of hypertension*. 2019;32(4):335-342.
- 658 50. Martens DS, Sleurs H, Dockx Y, Rasking L, Plusquin M, Nawrot TS. Association of newborn telomere
659 length with blood pressure in childhood. *JAMA Network Open*. 2022;5(8):e2225521-e2225521.
- 660 51. Ni Y, Szpiro A, Loftus C, et al. Associations Between Maternal Nutrition in Pregnancy and Child
661 Blood Pressure at 4–6 Years: A Prospective Study in a Community-Based Pregnancy Cohort. *The*
662 *Journal of nutrition*. 2021;151(4):949-961.
- 663 52. Pereira JA, Rondó PH, Lemos JO, de Souza JMP, Dias RSC. The influence of birthweight on arterial
664 blood pressure of children. *Clinical nutrition*. 2010;29(3):337-340.
- 665 53. Shankaran S, Bann CM, Bauer CR, et al. Prenatal cocaine exposure and BMI and blood pressure at 9
666 years of age. *Journal of hypertension*. 2010;28(6):1166-1175.
- 667 54. Shankaran S, Das A, Bauer CR, et al. Fetal origin of childhood disease: intrauterine growth
668 restriction in term infants and risk for hypertension at 6 years of age. *Archives of pediatrics &*
669 *adolescent medicine*. 2006;160(9):977-981.
- 670 55. Valvi D, Casas M, Romaguera D, et al. Prenatal phthalate exposure and childhood growth and blood
671 pressure: evidence from the Spanish INMA-Sabadell Birth Cohort Study. *Environmental health*
672 *perspectives*. 2015;123(10):1022-1029.
- 673 56. Vashishta N, Surapaneni V, Chawla S, Kapur G, Natarajan G. Association among prematurity (< 30
674 weeks' gestational age), blood pressure, urinary albumin, calcium, and phosphate in early
675 childhood. *Pediatric Nephrology*. 2017;32:1243-1250.
- 676 57. Vohr BR, Allan W, Katz KH, Schneider KC, Ment LR. Early predictors of hypertension in prematurely
677 born adolescents. *Acta Paediatrica*. 2010;99(12):1812-1818.
- 678 58. Zhou Y-B, Li H-T, Si K-Y, Zhang Y-L, Wang L-L, Liu J-M. Association of elective cesarean delivery with
679 metabolic measures in childhood: A prospective cohort study in China. *Nutrition, Metabolism and*
680 *Cardiovascular Diseases*. 2019;29(8):775-782.
- 681 59. Aris IM, Chen L-W, Tint MT, et al. Body mass index trajectories in the first two years and
682 subsequent childhood cardio-metabolic outcomes: a prospective multi-ethnic Asian cohort study.
683 *Scientific reports*. 2017;7(1):8424.
- 684 60. Boerstra BA, Soepnel LM, Nicolaou V, et al. The impact of maternal hyperglycaemia first detected in
685 pregnancy on offspring blood pressure in Soweto, South Africa. *Journal of Hypertension*.
686 2022;40(5):969-977.

- 687 61. Bowers K, Liu G, Wang P, et al. Birth weight, postnatal weight change, and risk for high blood
688 pressure among Chinese children. *Pediatrics*. 2011;127(5):e1272-e1279.
- 689 62. Hoodbhoy Z, Mohammed N, Rozi S, et al. Cardiovascular dysfunction in children exposed to
690 preeclampsia during fetal life. *Journal of the American Society of Echocardiography*.
691 2021;34(6):653-661.
- 692 63. Kuciene R, Dulskiene V. Associations of maternal gestational hypertension with high blood pressure
693 and overweight/obesity in their adolescent offspring: a retrospective cohort study. *Scientific*
694 *reports*. 2022;12(1):3800.
- 695 64. Liang X, Xiao L, Luo Y, Xu J. Prevalence and risk factors of childhood hypertension from birth
696 through childhood: a retrospective cohort study. *Journal of human hypertension*. 2020;34(2):151-
697 164.
- 698 65. Longo-Mbenza B, Ngiyulu R, Bayekula M, et al. Low birth weight and risk of hypertension in African
699 school children. *European Journal of Cardiovascular Prevention & Rehabilitation*. 1999;6(5):311-
700 314.
- 701 66. Sousa MACAd, Guimarães ICB, Daltro C, Guimarães AC. Association between birth weight and
702 cardiovascular risk factors in adolescents. *Arquivos brasileiros de cardiologia*. 2013;101:09-17.
- 703 67. Xu S-L, Liu A-P, Wu Q-Z, et al. Pet ownership in utero and in childhood decreases the effects of
704 environmental tobacco smoke exposure on hypertension in children: A large population based
705 cohort study. *Science of the total environment*. 2020;715:136859.
- 706 68. Zarrati M, Shidfar F, Razmpoosh E, et al. Does low birth weight predict hypertension and obesity in
707 schoolchildren? *Annals of Nutrition and Metabolism*. 2013;63(1-2):69-76.
- 708 69. Dong Y, Zou Z, Yang Z, et al. Association between high birth weight and hypertension in children
709 and adolescents: a cross-sectional study in China. *Journal of Human Hypertension*. 2017;31(11):737-
710 743.
- 711 70. Folic N, Folic M, Markovic S, Andjelkovic M, Jankovic S. Risk factors for the development of
712 metabolic syndrome in obese children and adolescents. 2015.
- 713 71. García H, Loureiro C, Poggi H, et al. Insulin resistance parameters in children born very preterm and
714 adequate for gestational age. *Endocrinology, Diabetes & Metabolism*. 2022;5(3):e00329.
- 715 72. Hirschler V, Bugna J, Roque M, Gilligan T, Gonzalez C. Does low birth weight predict
716 obesity/overweight and metabolic syndrome in elementary school children? *Archives of medical*
717 *research*. 2008;39(8):796-802.
- 718 73. Ekelund U, Ong KK, Linné Y, et al. Association of weight gain in infancy and early childhood with
719 metabolic risk in young adults. *The Journal of Clinical Endocrinology & Metabolism*. 2007;92(1):98-
720 103.
- 721 74. Gaillard R, Steegers E, Franco O, Hofman A, Jaddoe V. Maternal weight gain in different periods of
722 pregnancy and childhood cardio-metabolic outcomes. The Generation R Study. *International*
723 *journal of obesity*. 2015;39(4):677-685.
- 724 75. Gaillard R, Steegers EA, Duijts L, et al. Childhood cardiometabolic outcomes of maternal obesity
725 during pregnancy: the Generation R Study. *Hypertension*. 2014;63(4):683-691.
- 726 76. Heikkinen A-L, Pääkkilä F, Hartikainen A-L, Vääräsmäki M, Männistö T, Suvanto E. Maternal thyroid
727 antibodies associates with cardiometabolic risk factors in children at the age of 16. *The Journal of*
728 *Clinical Endocrinology & Metabolism*. 2017;102(11):4184-4190.
- 729 77. Iguacel I, Michels N, Ahrens W, et al. Prospective associations between socioeconomically
730 disadvantaged groups and metabolic syndrome risk in European children. Results from the IDEFICS
731 study. *International Journal of Cardiology*. 2018;272:333-340.
- 732 78. Khuc K, Blanco E, Burrows R, et al. Adolescent metabolic syndrome risk is increased with higher
733 infancy weight gain and decreased with longer breast feeding. *International journal of pediatrics*.
734 2012;2012.
- 735 79. Marinkovic T, Toemen L, Kruihof CJ, et al. Early infant growth velocity patterns and cardiovascular
736 and metabolic outcomes in childhood. *The Journal of pediatrics*. 2017;186:57-63. e54.
- 737 80. Monasso GS, Santos S, Geurtsen ML, Heil SG, Felix JF, Jaddoe VW. Associations of early pregnancy
738 and neonatal circulating folate, vitamin B-12, and homocysteine concentrations with

- 739 cardiometabolic risk factors in children at 10 y of age. *The Journal of Nutrition*. 2021;151(6):1628-
740 1636.
- 741 81. Leybovitz-Haleluya N, Wainstock T, Landau D, Sheiner E. Maternal gestational diabetes mellitus and
742 the risk of subsequent pediatric cardiovascular diseases of the offspring: a population-based cohort
743 study with up to 18 years of follow up. *Acta diabetologica*. 2018;55:1037-1042.
- 744 82. Mardones F, Arnaiz P, Pacheco P, et al. Associations of prenatal growth with metabolic syndrome,
745 insulin resistance, and nutritional status in Chilean children. *BioMed Research International*.
746 2014;2014.
- 747 83. Mardones F, Villarroel L, Arnaiz P, et al. Prenatal growth and metabolic syndrome components
748 among Chilean children. *Journal of Developmental Origins of Health and Disease*. 2012;3(4):237-
749 244.
- 750 84. Yakubov R, Nadir E, Stein R, Klein-Kremer A. The duration of breastfeeding and its association with
751 metabolic syndrome among obese children. *The Scientific World Journal*. 2015;2015.
- 752 85. Young TK, Martens PJ, Taback SP, et al. Type 2 diabetes mellitus in children: prenatal and early
753 infancy risk factors among native Canadians. *Archives of pediatrics & adolescent medicine*.
754 2002;156(7):651-655.
- 755 86. Pettitt DJ, Knowler WC. Long-term effects of the intrauterine environment, birth weight, and
756 breast-feeding in Pima Indians. *Diabetes care*. 1998;21:B138.
- 757 87. Halipchuk J, Temple B, Dart A, Martin D, Sellers EA. Prenatal, obstetric and perinatal factors
758 associated with the development of childhood-onset type 2 diabetes. *Canadian journal of diabetes*.
759 2018;42(1):71-77.
- 760 88. Martens PJ, Shafer LA, Dean HJ, et al. Breastfeeding initiation associated with reduced incidence of
761 diabetes in mothers and offspring. *Obstetrics & Gynecology*. 2016;128(5):1095-1104.
- 762 89. Wei J-N, Sung F-C, Li C-Y, et al. Low birth weight and high birth weight infants are both at an
763 increased risk to have type 2 diabetes among schoolchildren in Taiwan. *Diabetes care*.
764 2003;26(2):343-348.
- 765 90. Barker DJ. The fetal and infant origins of adult disease. *BMJ: British Medical Journal*.
766 1990;301(6761):1111.
- 767 91. Nugent JT, Lu Y, Deng Y, Sharifi M, Greenberg JH. Effect measure modification by birth weight on
768 the association between overweight or obesity and hypertension in children and adolescents.
769 *JAMA pediatrics*. 2023;177(7):735-737.
- 770 92. Warrington NM, Beaumont RN, Horikoshi M, et al. Maternal and fetal genetic effects on birth
771 weight and their relevance to cardio-metabolic risk factors. *Nature genetics*. 2019;51(5):804-814.
- 772 93. Ong KK, Ahmed ML, Emmett PM, Preece MA, Dunger DB. Association between postnatal catch-up
773 growth and obesity in childhood: prospective cohort study. *Bmj*. 2000;320(7240):967-971.
- 774 94. Bizerea-Moga TO, Pitulice L, Pantea CL, Olah O, Marginean O, Moga TV. Extreme birth weight and
775 metabolic syndrome in children. *Nutrients*. 2022;14(1):204.
- 776 95. Chiavaroli V, Derraik JG, Hofman PL, Cutfield WS. Born large for gestational age: bigger is not always
777 better. *The Journal of pediatrics*. 2016;170:307-311.
- 778 96. Liao L, Deng Y, Zhao D. Association of low birth weight and premature birth with the risk of
779 metabolic syndrome: a meta-analysis. *Frontiers in Pediatrics*. 2020;8:405.
- 780 97. Fraser A, Nelson SM, Macdonald-Wallis C, et al. Associations of pregnancy complications with
781 calculated cardiovascular disease risk and cardiovascular risk factors in middle age: the Avon
782 Longitudinal Study of Parents and Children. *Circulation*. 2012;125(11):1367-1380.
- 783 98. Seely EW, Solomon CG. Insulin resistance and its potential role in pregnancy-induced hypertension.
784 *The journal of clinical endocrinology & metabolism*. 2003;88(6):2393-2398.
- 785 99. Umesawa M, Kobashi G. Epidemiology of hypertensive disorders in pregnancy: prevalence, risk
786 factors, predictors and prognosis. *Hypertension Research*. 2017;40(3):213-220.
- 787 100. Behboudi-Gandevani S, Amiri M, Bidhendi Yarandi R, Ramezani Tehrani F. The impact of diagnostic
788 criteria for gestational diabetes on its prevalence: a systematic review and meta-analysis.
789 *Diabetology & metabolic syndrome*. 2019;11:1-18.

- 790 101. Wambua S, Singh M, Okoth K, et al. Association between pregnancy-related complications and
791 development of type 2 diabetes and hypertension in women: an umbrella review. *BMC medicine*.
792 2024;22(1):66.
- 793 102. Saravanan P, Magee LA, Banerjee A, et al. Gestational diabetes: opportunities for improving
794 maternal and child health. *The Lancet Diabetes & Endocrinology*. 2020;8(9):793-800.
- 795 103. Leslie MS, Briggs LA. Preeclampsia and the Risk of Future Vascular Disease and Mortality: A Review.
796 *Journal of Midwifery & Women's Health*. 2016;61(3):315-324.
- 797 104. Bhopal RS, Humphry RW, Fischbacher CM. Changes in cardiovascular risk factors in relation to
798 increasing ethnic inequalities in cardiovascular mortality: comparison of cross-sectional data in the
799 Health Surveys for England 1999 and 2004. *BMJ open*. 2013;3(9):e003485.
- 800 105. Nagata JM, Shim JE, Balasubramanian P, et al. Sociodemographic Associations With Blood Pressure
801 in 10–14-Year-Old Adolescents. *Journal of Adolescent Health*. 2024.
- 802 106. Cundiff JM, Lin SS-H, Faulk RD, McDonough IM. Educational quality may be a closer correlate of
803 cardiometabolic health than educational attainment. *Scientific Reports*. 2022;12(1):18105.
- 804 107. Yu S, Sun Y. Low educational status correlates with a high incidence of mortality among
805 hypertensive subjects from Northeast Rural China. *Frontiers in Public Health*. 2022;10:951930.
- 806 108. Suh SH, Song SH, Choi HS, et al. Parental educational status independently predicts the risk of
807 prevalent hypertension in young adults. *Scientific Reports*. 2021;11(1):3698.
- 808 109. Amiri P, Rezaei M, Jalali-Farahani S, et al. Risk of hypertension in school-aged children with
809 different parental risk: a longitudinal study from childhood to young adulthood. *BMC pediatrics*.
810 2021;21:1-11.
- 811 110. Kwok MK, Schooling CM, Subramanian SV, Leung GM, Kawachi I. Pathways from parental
812 educational attainment to adolescent blood pressure. *Journal of hypertension*. 2016;34(9):1787-
813 1795.
- 814 111. Butte NF, Lopez-Alarcon MG, Garza C. *Nutrient adequacy of exclusive breastfeeding for the term
815 infant during the first six months of life*. World Health Organization; 2002.
- 816 112. Kelishadi R, Farajian S. The protective effects of breastfeeding on chronic non-communicable
817 diseases in adulthood: A review of evidence. *Advanced biomedical research*. 2014;3(1):3.
- 818 113. Koletzko B, Bergmann K, Brenna JT, et al. Should formula for infants provide arachidonic acid along
819 with DHA? A position paper of the European Academy of Paediatrics and the Child Health
820 Foundation. *The American journal of clinical nutrition*. 2020;111(1):10-16.

821
822

823

824

825

826

827

828

829

830

831

832

833

834

835

Table 1. Characteristics of studies included in the systematic review.

Author	Year	Country	Study type	Study name or site (Year of birth)	Exposure (main)	Exposure (time period)	Exposure (sub)	Exposure ascertainme nt	Outcome (main)	Definition of cardiovascular hard endpoints	Sample Size*
Adair ⁴⁴	2003	The Philip pines	Pros. Obs.	Cebu Longitudinal Health and Nutrition Survey	Birth anthropometrics; Infant anthropometrics	Pregnancy and birth; Early infancy (<2 yr)	Birthweight; Birth length Weight change;	Self-reported; Medical reports	Hypertension (mmHg)	Systolic and diastolic blood pressure > 90th percentile for sex	2026
Alves ⁴¹	2016	Brazil	Retro. Obs.	Preterm at birth is not associated with greater cardiovascular risk in adolescence	Birth anthropometrics	Pregnancy and birth	Adverse birth outcomes (preterm birth, small-/large-for-gestational age, low/high birthweight)	Medical reports	Hypertension (mmHg); Dyslipidemia (mg/dL)	Systolic and diastolic blood pressure > 90th percentile Dyslipidemia: The references of the I guideline for prevention of atherosclerosis in childhood and adolescence	134
Aris ⁵⁹	2017	Singap ore	Pros. Obs.	Growing Up in Singapore Towards healthy Outcomes study	Infant anthropometrics	Early infancy (<2 yr)	BMI change	Medical reports	Hypertension (mmHg)	Systolic or diastolic > 90th percentile for the children for age, height and sex	1170
Aris ²⁴	2018	USA, Belaru s	Pros. Obs.	(Project Viva) and Belarus (Promotion of Breastfeeding Intervention Trial, PROBIT	Infant anthropometrics	Early infancy (<2 yr)	Weight change; BMI change	Medical reports	Hypertension (mmHg); Glucose intolerance;	Hypertension: Systolic blood pressure z scores	13666

									Dyslipidemia (mg/dL)	Glucose intolerance: HOMA-IR	
										Dyslipidemia: HDL-C, triglyceride levels, apolipoprotein A	
Barros ⁴⁵	1999	Brazil	Pros. Obs.	Pelotas birth cohort study	Sociodemographic; Physical; Birth anthropometrics	Preconception; Pregnancy and birth	Pre-pregnancy BMI; Education; Income; Ethnicity; Anthropometrics (Maternal BMI); Birthweight; Gestational age at birth; Adverse birth outcomes (preterm birth, small-/large-for-gestational age, low/high birthweight)	Medical reports	Hypertension (mmHg)	Systolic and diastolic blood pressure > 95th percentile	1076
Berentzen ⁴⁰	2016	Netherlands	Pros. Obs.	Prevention and Incidence of Asthma and Mite	Infant anthropometrics	Early Infancy (<2 yr)	BMI change	Self-reported; Medical reports	Hypertension (mmHg); Dyslipidemia (mmol ⁻¹)	Hypertension: Systolic blood pressure > 127 mmHg and Diastolic blood pressure > 75 mmHg Dyslipidemia: TC > 4.9 mmol ⁻¹ ; HDLC	1500

Boerstra ⁶⁰	2022	South Africa	Retro. Obs.	The impact of maternal hyperglycaemia first detected in pregnancy on offspring blood pressure in Soweto, South Africa	Pregnancy complications	Pregnancy and birth	Other: Hyperglycemia	Medical reports; Biochemical tests	Hypertension (mmHg)	< 1.0 mmol ⁻¹ ; TC/HDL ratio > 44.2 Systolic and diastolic blood pressure > 90th percentile for age, height and sex	189
Boney ²²	2005	USA	Cross-sectional study	Metabolic syndrome in childhood: Association with birth weight, maternal obesity, and gestational diabetes mellitus	Physical; Pregnancy complications; Birth anthropometrics	Pregnancy and birth	Anthropometrics (Maternal obesity); Gestational diabetes; Adverse birth outcomes (preterm birth, small-/large-for-gestational age, low/high birthweight)	Medical reports; Biochemical tests	Glucose intolerance (mg/dL); Hypertension; Dyslipidemia; Metabolic syndrome	Glucose intolerance: 2-hour postprandial glucose level > 140 mg/dL or fasting glucose level > 110 mg/dL Hypertension: Systolic and diastolic blood pressure > 95th percentile for age Dyslipidemia: HDL concentration < 5th percentile for age, and triglyceride concentration > 95th percentile for age	175

										Metabolic syndrome: defined by the National Cholesterol Education Program (NCEP)	
Bowers ⁶¹	2011	China	Retro. Obs.	Birth weight, postnatal weight change, and risk for high blood pressure among Chinese children	Sociodemographic; Environmental: Birth anthropometrics; Infant anthropometrics	Pregnancy and birth; Early infancy (<2 yr)	Education; Employment; Income; Other: rural area; Birthweight; Birth length; Adverse birth outcomes (preterm birth, small-/large-for-gestational age, low/high birthweight); Weight change	Self-reported; Medical reports	Hypertension (mmHg)	Systolic and diastolic pressure > 90th percentile for age and sex	15600
Brunton ⁴⁶	2021	UK	Pros. Obs.	Avon Longitudinal Study of Parents and Children	Physical; Sociodemographic; Lifestyle; Pregnancy complications; Birth anthropometrics	Preconception; Pregnancy and birth	Pre-pregnancy BMI; Education; Pre-eclampsia; Pregnancy hypertension; Mode of delivery	Self-reported	Hypertension (mmHg)	Systolic blood pressure > 120 mmHg or diastolic blood pressure > 80 mmHg	3217
Chandler-Laney ²³	2012	USA	Retro. Obs.	Overweight status and intrauterine exposure to gestational	Pregnancy complications	Pregnancy and birth	Gestational diabetes	Self-reported; Medical reports	Glucose intolerance (mg/dL)	Fasting glucose ≥100 mg/dL	51

diabetes are associated with children's metabolic health

Chen ⁴⁷	2019	USA	Pros. Obs.	Collaborative Perinatal Project	Sociodemographic; Physical; Lifestyle; Pregnancy complications; Birth anthropometrics	Pregnancy and birth	Maternal age; Ethnicity; Education; Marital status; Socioeconomic status; Anthropometrics (Overweight/Obesity) Other: Aspirin use; Pre-eclampsia; Gestational diabetes; Adverse birth outcomes (preterm birth, small-/large-for-gestational age, low/high birthweight)	Self-reported	Hypertension (mmHg)	Systolic and diastolic pressure \geq 90th percentile within the CPP population BP distributions by sex and race	35885
Davidek ⁴²	2021	Israel	Retro. Obs.	Prenatal exposure to preeclampsia as a risk factor for long-term endocrine morbidity of the offspring	Pregnancy complications	Pregnancy and birth	Pre-eclampsia	Medical reports	Type 2 Diabetes; Dyslipidemia	Type 2 Diabetes: Predefined by a set of ICD-9 codes Dyslipidemia: Predefined by a set of ICD-9 codes	253808

de Sousa ⁶⁶	2013	Brazil	Retro. Obs.	Association between Birth Weight and Cardiovascular Risk Factors in Adolescents	Birth anthropometrics	Pregnancy and birth	Birthweight; Adverse birth outcomes (preterm birth, small-/large-for-gestational age, low/high birthweight)	Self-reported; Medical reports	Hypertension (mmHg); Metabolic syndrome	Hypertension: \geq 95th percentile for age, gender and height. Metabolic syndrome: the diagnosis required meeting at least 3 of 5 criteria: TG \geq 100 mg/dL; HDL-C $<$ 50 mg/dL; fasting glycemia \geq 100 mg/dL; WC $>$ 75th percentile; SBP $>$ 90th percentile	250
Dong ⁶⁹	2017	China	Cross-sectional study	Association between high birth weight and hypertension in children and adolescents: A cross-sectional study in China	Environmental; Birth anthropometrics	Pregnancy and birth	Other: urban/rural area; Birthweight; Adverse birth outcomes (preterm birth, small-/large-for-gestational age, low/high birthweight)	Self-reported	Hypertension (mmHg)	Systolic and diastolic pressure $>$ 95th percentile for age, height and sex	9962
Ekelund ^{70,73}	2007	Sweden	Pros. Obs.	The Stockholm Weight Development Study	Infant anthropometrics	Early infancy ($<$ 2 yr)	Weight change;	Medical reports; Biochemical tests	Metabolic Syndrome	Metabolic syndrome risk as a continuous standardized combined score broadly based on the World Health Organization-	128

										defined outcome variables	
Folić ⁷⁰	2015	Serbia	Cross-sectional study	Risk factors for the development of metabolic syndrome in obese children and adolescents	Pregnancy complications; Feeding patterns	Pregnancy and birth; Early infancy (<2 yr)	Gestational diabetes; Breastfeeding	Self-reported	Metabolic Syndrome	MetS according to the IDF criteria	84
Fujita ⁴³	2013	Japan	Retro. Obs.	Association of rapid weight gain during early childhood with cardiovascular risk factors in Japanese adolescents	Infant anthropometrics	Early infancy (<2 yr)	Weight change; BMI change	Medical reports	Hypertension (mmHg); Dyslipidemia (mmol/L)	Hypertension: Systolic and diastolic pressure \geq 90th percentile for age and sex Dyslipidemia: LDL-C \geq 90th percentile or an HDL-C \leq 10th percentile	1624
Gaillard ⁷⁵	2014	Netherlands	Pros. Obs.	Generation R Study	Physical	Preconception	Pre-pregnancy maternal and paternal BMI	Medical reports	Metabolic Syndrome	3 or more of the following components: android fat mass % \geq 75th percentile; systolic or diastolic blood pressure \geq 75th percentile; high-density lipoprotein cholesterol \leq 25th percentile or triglycerides \geq 75th percentile; and	4871

Gaillard ⁷⁴	2015	Netherlands	Pros. Obs.	Generation R Study	Physical	Preconception; Pregnancy and birth	Pre-pregnancy maternal BMI; Gestational weight gain	Medical reports	Metabolic Syndrome	insulin level \geq 75th percentile. 3 or more of the following components: android fat mass % > 75th percentile; systolic or diastolic blood pressure > 75th percentile; HDL-cholesterol < 25th percentile or triglycerides > 75th percentile; and insulin level > 75th percentile.	5908
García ⁷¹	2022	Chile	Cross-sectional study	Insulin resistance parameters in children born very preterm and adequate for gestational age	Pregnancy complications; Birth anthropometrics	Pregnancy and birth	Birth weight; Gestational age at birth; Adverse birth outcomes (preterm birth, small-/large-for-gestational age, low/high birthweight)	Medical reports	Metabolic Syndrome	3 or more of the following components: abdominal circumference \geq 90th percentile, BP \geq 90th percentile, fasting glycaemia \geq 100 mg/dl, HDL cholesterol \leq 40 mg/dL and triglycerides \geq 110 mg/dL	120

Halipchuk ⁸⁷	2018	Canada	Retro. Obs.	Population Health Research Data Repository	Sociodemographic; Physical; Pregnancy complications; Birth anthropometrics; Feeding patterns	Preconception; Pregnancy and birth; Early infancy (<2 yr)	Pre-gestational diabetes; Income; Gestational diabetes; Pre-eclampsia; Mode of delivery; Birthweight; Adverse birth outcomes (preterm birth, small-/large-for-gestational age, low/high birthweight); Breastfeeding	Medical reports; Biochemical tests	Type 2 Diabetes	Gestational diabetes was defined as a diagnosis of diabetes at > 21 weeks' gestation or any first-time diagnosis of diabetes at or after 21 weeks' gestation	1611
Heikkinen ⁷⁶	2017	Finland	Pros. Obs.	Northern Finland Birth Cohort 1986	Physical	Pregnancy and birth	Other: Thyroid Antibodies (TSH, fT4, TPO-Abs, and thyroglobulin antibodies)	Biochemical tests	Metabolic Syndrome	Abdominal obesity (Girls: > 80 cm; boys: > 87.5 cm) and two or more of the following clinical features: elevated triglycerides (> 1.7mmol/L), low HDL-cholesterol (> 5mmol/L), high blood pressure (Systolic > 130 mm Hg or diastolic > 85 mm Hg), and increased plasma	4176

glucose (> 5.6 mmol/L).

Hemachandra ⁴⁸	2007	USA	Pros. Obs.	The US Collaborative Perinatal Project	Sociodemographic; complications; Birth anthropometrics; Infant anthropometrics	Pregnancy and birth; Early infancy (<2 yr)	Ethnicity; Birthweight; Adverse birth outcomes (preterm birth, small-/large-for-gestational age, low/high birthweight); Weight change	Self-reported; Medical reports	Hypertension (mmHg)	Systolic blood pressure or diastolic blood pressure > 90th percentile	29710
Hirschleir ⁷²	2008	Argentina	Cross-sectional study	Does Low Birth Weight Predict Obesity/Overweight and Metabolic Syndrome in Elementary School Children?	Birth anthropometrics	Pregnancy and birth	Birthweight; Adverse birth outcomes (preterm birth, small-/large-for-gestational age, low/high birthweight)	Self-reported; Medical reports	Metabolic Syndrome	3 of the following 5 conditions: abdominal obesity (WC > 90th percentile); fasting triglycerides > 110 mg/dL; HDL-C < 40 mg/dL; blood pressure > 90th percentile for age, height and sex; fasting glucose > 100 mg/dL or use of diabetes medications	1027
Hoodbhoy ⁶²	2021	Pakistan	Retro. Obs.	Cardiovascular Dysfunction in Children Exposed to Preeclampsia	Pregnancy complications	Pregnancy and birth	Pre-eclampsia	Medical reports	Hypertension (mmHg)	Systolic blood pressure ≥ 140 mmHg and diastolic blood	160

Iguacel ⁷	2018	Belgium, Cyprus, Estonia, Germany, Hungary, Italy, Spain and Sweden	Pros. Obs.	During Fetal Life " Identification and Prevention of Dietary-and Lifestyle-induced Health Effects in Children and Infants (IDEFICS)"	Sociodemographic; Lifestyle	Pregnancy and birth	Education; Income; Employment; Other: Social network parents, non- Traditional family; Diet; Physical activity	Self-reported	Metabolic Syndrome	pressure \geq 90 mmHg Sum of sex and age specific z-scores of WC, HOMA-IR index, mean of z-scores of diastolic and systolic blood pressure (SBP, DBP) and mean of z-score of HDL cholesterol multiplied by -1 and z-score of triglycerides.	2401
Izadi ³⁵	2013	Iran	Retro. Obs.	Childhood and Adolescence Surveillance and Prevention of Adult Non-communicable disease Study	Feeding patterns	Early infancy (<2 yr)	Breastfeeding	Self-reported	Glucose intolerance (mg/dL); Hypertension (mmHg); Dyslipidemia (mg/dL)	Glucose intolerance: elevated FBS > 100 mg/dL Hypertension: high BP: > 95th adjusted by age, sex, height Dyslipidemia: high LDL: > 110 mg/dL; high TG: > 100 mg/dL; high TC: > 200 mg/dL	5528

Järvelin ³ 2	2009	Finland	Pros. Obs.	Northern Finland 1986 Birth Cohort	Pregnancy complications	Pregnancy and birth	Gestational diabetes	Biochemical tests	Metabolic Syndrome; Glucose intolerance (mmol/L); Hypertension (mmHg); Dyslipidemia (mmol/L)	Metabolic Syndrome: waist circumference (\geq 94 cm in men; \geq 80 cm in women) or body mass index (\geq 30 kg/m ²) and 2 of the following 4 criteria to be fulfilled: triglycerides ($>$ 1.7 mmol/L), HDL-C ($<$ 1.03 mmol/L in men; $<$ 1.29 mmol/L in women;), blood pressure (systolic \geq 130 mmHg or diastolic \geq 85 mmHg), and fasting plasma glucose (\geq 5.6 mmol/L Glucose intolerance: raised fasting plasma glucose (\geq 5.6 mmol/L Hypertension: systolic \geq 130 mmHg or diastolic \geq 85 mmHg Dyslipidemia: triglycerides $>$ 1.7 mmol/L lipoprotein	4004
----------------------------	------	---------	---------------	--	----------------------------	------------------------	-------------------------	----------------------	--	--	------

Khuc ⁷⁸	2012	Chile	Pros. Obs.	Adolescent Metabolic Syndrome Risk Is Increased with Higher Infancy Weight Gain and Decreased with Longer Breast Feeding	Infant anthropometrics; Feeding patterns	Early infancy (<2 yr)	Weight change; Breastfeeding	Biochemical tests	Metabolic Syndrome	cholesterol (< 1.03 mmol/L in men; < 1.29 mmol/L in women; Waist circumference ≥ 94cm boys, ≥ 80 cm girls, plus two of the following: triglycerides ≥ 1.7 mmol/L, HDL < 40 mg/dL in boys and <50 mg/dL in girls, systolic BP ≥ 130 or diastolic BP ≥ 85 mmHg, fasting plasma glucose ≥ 100 mg/dL.	357
Kuciene ⁶³	2022	Lithuania	Retro. Obs.	Prevalence and Risk Factors of HBP in 12-15-Year-Old Lithuanian Children and Adolescents	Physical; Pregnancy complications; Birth anthropometrics	Preconception; Pregnancy and birth	Anthropometrics (Obesity); Pregnancy hypertension: Birth weight; Birth length; Gestational age; Adverse birth outcomes (preterm birth, small-/large-for-gestational age,	Medical reports	Hypertension (mmHg)	Systolic blood pressure or diastolic blood pressure ≥ 95th percentile	4819

Leybovitz-Halelua ⁸¹	2018	Israel	Retro. Obs.	Maternal gestational diabetes mellitus and the risk of subsequent pediatric cardiovascular diseases of the offspring: a population-based cohort study with up to 18 years of follow-up	Sociodemographics; Physicals; Pregnancy complications	Pregnancy and birth	low/high birthweight); Age; Anthropometrics (Parents obesity); Pregnancy hypertension; Gestational diabetes; Pre-eclampsia	Medical reports; Biochemical tests	Metabolic Syndrome	Cardiovascular-related morbidities included hospitalizations involving a pre-defined set of ICD-9 codes	216197
Liang ⁶⁴	2020	China	Retro. Obs.	Prevalence and risk factors of childhood hypertension from birth through childhood: a retrospective cohort study	Sociodemographics; Lifestyle; Physical; Environmental; Pregnancy complications; Birth anthropometrics; Feeding patterns;	Pregnancy and birth; Early infancy (<2 yr)	Education; Income; Employment; Marital status; Other: Living with grandparents, Other: Rural, urban or suburban area; medical insurance; Diet; Physical activity; Anthropometrics (Parents obesity); Pregnancy	Self-reported	Hypertension (mmHg)	Systolic blood pressure and/or diastolic blood pressure \geq 95th percentile for age, gender, and height	17007

Longo-Mbenza ⁶⁵	1999	Democratic Republic of Congo	Retro. Obs.	Low birth weight and risk of hypertension in African school children	Birth anthropometrics	Pregnancy and birth	hypertension; Birthweight; Breastfeeding Birthweight; Adverse birth outcomes (preterm birth, small-/large-for-gestational age, low/high birthweight);	Self-reported; Medical reports	Hypertension (mmHg)	Blood pressure > mean +2 standard deviation	2409
Lowe ²⁵	2019	USA	Pros. Obs.	Hyperglycemia and Adverse Pregnancy Outcome Follow-up Study (HAPO FUS)	Pregnancy complications	Pregnancy and birth	Gestational diabetes	Medical reports	Glucose intolerance (mmol/L);	Glucose intolerance: test 2-h glucose 7.8-11.0 mmol/L	4160
Lu ⁴⁹	2019	China	Pros. Obs.	Maternal Gestational Diabetes Is Associated with Offspring Hypertension	Pregnancy complications	Pregnancy and birth	Gestational diabetes	Self-reported; Medical reports	Hypertension (mmHg)	Systolic blood pressure and/or diastolic blood pressure ≥95th percentile	1156
Mardones ⁸³	2012	Chile	Retro. Obs.	Prenatal growth and metabolic syndrome components among Chilean children	Birth anthropometrics	Pregnancy and birth	Birth weight; Birth length; Gestational age	Self-reported	Metabolic Syndrome	WC > 90th percentile; BP, SBP or DBP > 90th percentile; HDL-C < 40 mg/dl; TG > 110 mg/dl and GLU > 100 mg/dl.	3521

Mardones ⁸²	2014	Chile	Retro. Obs.	Associations of Prenatal growth with metabolic syndrome, insulin resistance and nutritional status in Chilean children	Birth anthropometrics	Pregnancy and birth	Birth weight; Birth length; Gestational age	Self-reported	Metabolic Syndrome	3 out of 5 of the following cut-off points: WC \geq 90th percentile, SBP or DBP \geq 90th percentile, low HDL-C \leq 40 mg/dL, TG \geq 110 mg/dL, and glucose \geq 100 mg/dL.	3290
Marinkovic ⁷⁹	2017	Netherlands	Pros. Obs.	The Generation R study	Infant anthropometrics	Early infancy (<2 yr)	Weight change; BMI change	Medical reports	Metabolic Syndrome	3 or more of the following components: android fat mass \geq 75th percentile; systolic or diastolic blood pressure \geq 75th percentile, HDL cholesterol \leq 25th percentile or triglycerides \geq 75th percentile, and insulin level \geq 75th percentile.	4649
Martens ⁸⁸	2016	Canada	Retro. Obs.	"Breastfeeding Initiation Associated With Reduced Incidence of Diabetes in Mothers	Sociodemographic; Environmental; Birth anthropometrics; Feeding patterns	Pregnancy and birth; Early infancy (<2 yr)	Income; Parity; Other: Rural residence; Adverse birth outcomes (preterm birth, small-/large-for-gestational age,	Medical reports	Type 2 Diabetes	Diabetes onset was considered as the date of the first diagnosis, according to the International	250392

				and Offspring"			low/high birthweight); Breastfeeding			Classification of Diseases (ICD)	
Martens ⁵⁰	2022	Belgium	Pros. Obs.	Environmental Influence on Aging in Early Life study (ENVIRONAGE)	Cord blood biomarkers	Pregnancy and birth	Other: Telomere length	Biochemical tests	Hypertension (mmHg)	Systolic blood pressure or diastolic blood pressure > 90th percentile	485
Mispirota ³⁶	2017	Perú	Intervention Study	Effect of maternal zinc supplementation on the cardiometabolic profile of Peruvian children: results from a randomized clinical trial	Lifestyle	Pregnancy and birth	Diet: zinc supplementation	Medical reports	Glucose intolerance (mmol/L); Hypertension (mmHg)	Glucose intolerance: glucose level > 5.6 mmol/L Hypertension: Systolic blood pressure or diastolic blood pressure > 90th percentile	195
Monassero ⁸⁰	2021	Netherlands	Pros. Obs.	Generation R study	Cord blood biomarkers	Preconception; Pregnancy and birth	Other: plasma folate concentrations, serum vitamin B-12, plasma homocysteine	Self-reported; Biochemical tests	Metabolic Syndrome	3 of the following 4 risk factors: android fat mass percentage > 75th percentile, systolic or diastolic blood pressure or both > 75th percentile, HDL cholesterol < 25th percentile or triglycerides > 75th percentile or both, and insulin	4449

Ni ⁵¹	2021	USA	Pros. Obs.	Conditions Affecting Neurocognitive Development and Learning in Early Childhood (CANDLE) study	Sociodemographic; Lifestyle; Cord blood biomarkers; Feeding patterns	Pregnancy and birth	Ethnicity; Smoking Diet; Other: plasma folate concentrations; Breastfeeding	Self-reported; Biochemical tests	Hypertension (mmHg)	concentration > 75th percentile Systolic blood pressure and/or diastolic blood pressure \geq 90th percentile	846
Pereira ⁵²	2010	Brazil	Pros. Obs.	The influence of birthweight on arterial blood pressure of children	Birth anthropometrics	Pregnancy and birth	Birthweight	Medical reports	Hypertension	Systolic blood pressure or diastolic blood pressure \geq 95th percentile for gender, age and height	472
Pettitt ³⁸	1991	USA	Pros. Obs.	Abnormal glucose tolerance during pregnancy in Pima Indian women. Long-term effects on offspring	Pregnancy complications	Pregnancy and birth	Other: Hyperglycemia	Biochemical tests	Type 2 Diabetes	Type 2 diabetes: 2-h postload plasma glucose concentration of > 11.1 mM and impaired glucose tolerance by a 2-h postload plasma glucose concentration of > 7.8 mM but <11.1 mM	552
Pettitt ⁸⁶	1998	USA	Pros. Obs.	Long-term effects of the intrauterine	Pregnancy complications; Birth	Pregnancy and birth; Early infancy (<2 yr)	Gestational diabetes; Other: Hyperglycemia;	Self-reported;	Type 2 Diabetes	Glucose \geq 11.1 mmol/l 2h after	595

				environment, birth weight, and breastfeeding in Pima Indians	anthropometrics; Feeding patterns		Adverse birth outcomes (preterm birth, small-/large-for-gestational age, low/high birthweight); Breastfeeding	Biochemical tests		ingestion of 75-g glucose load	
Scholten ^{s26}	2019	USA, Canada, Israel, UK, China	Pros. Obs.	"the Hyperglycemia and Adverse Pregnancy Outcome (HAPO) cohort."	Pregnancy complications	Pregnancy and birth	Other: Hyperglycemia	Medical reports	Glucose intolerance (mmol/L)	Impaired fasting glucose was defined as (IFG) (FPG 5.6-6.9 mmol/L or impaired glucose tolerance (IGT) (2-h PG 7.8-11.0 mmol/L)	4160
Shankaran ⁵⁴	2006	USA	Pros. Obs.	Maternal Lifestyle Study	Sociodemographic; Lifestyle; Birth anthropometrics	Pregnancy and birth	Ethnicity; Education; Alcohol consumption; Smoking Drug abuse; Adverse birth outcomes (preterm birth, small-/large-for-gestational age, low/high birthweight)	Medical reports	Hypertension (mmHg)	Systolic blood pressure or diastolic blood pressure > 95th percentile for age, height and sex	950
Shankaran ⁵³	2010	USA	Pros. Obs.	(Maternal Lifestyle Study, MLS)	Lifestyle; Physical: Infant anthropometrics	Pregnancy and birth; Early infancy (<2 yr)	Anthropometrics; Maternal weight; Alcohol consumption;	Medical reports	Hypertension (mmHg)	Systolic blood pressure and/or diastolic blood pressure ≥ 95th	880

							Drug abuse; Weight change			percentile for age, height and sex	
Silverman ²⁷	1995	USA	Pros. Obs.	Impaired glucose tolerance in adolescent offspring of diabetic mothers - relationship to fetal hyperinsulinism	Pregnancy complications;	Pregnancy and birth	Gestational diabetes	Medical reports; Biochemical tests	Glucose intolerance (mmol/L); Type 2 Diabetes (mmol/L)	Glucose intolerance: impaired glucose tolerance (IGT) is defined as a 2-h glucose concentration > 7.8 mmol/L Type 2 diabetes: random glucose concentration > 11.1 mmol/L or fasting glucose concentration > 7.8mmol/L with a 2-h and intervening glucose concentration ≥ 11.1 mmol/L	168
Stewart ³⁷	2009	Nepal	Intervention Study	Antenatal micronutrient supplementation reduces metabolic syndrome in 6- to 8-year-old children in rural Nepal	Lifestyle	Pregnancy and birth	Diet: maternal micronutrient supplementation	Medical reports	Metabolic Syndrome; Glucose intolerance (mmol/L); Hypertension (mmHg); Dyslipidemia (mmol/L)	Metabolic Syndrome: 3 of the following criteria: plasma glucose ≥ 85th percentile of the study population, because few of the children had a glucose concentration	3524

above the
traditionally
recommended
cutpoint of 5.6
mmol/L;

plasma HDL
cholesterol < 0.9
mmol/L; plasma
triglycerides \geq 1.7
mmol/L;

SBP or DBP > 90th
percentile;

waist
circumference \geq
85th percentile

Glucose
intolerance:
Glucose \geq 85th
percentile

Hypertension:
Systolic blood
pressure or
diastolic blood
pressure \geq 90th
percentile

Dyslipidemia: Low
HDL cholesterol <
0,9 mmol/l or high
triglycerides \geq 1,7
mmol/L

Sun ²⁸	2018	USA	Pros. Obs.	National Health and Nutrition Examination Survey	Sociodemographic; Birth anthropometrics	Pregnancy and birth	Ethnicity; Birthweight	Self-reported	Glucose intolerance (mg/dL ⁻¹); Hypertension (mmHg); Dyslipidemia (mg/dL ⁻¹)	Glucose intolerance: defined as high FBG (>100 mg/dL ⁻¹) and high HbA1c (> 5.7%) Hypertension: Systolic blood pressure or diastolic blood pressure > 95th percentile for age, gender and height Dyslipidemia: high triglyceride (>150 mg/dL ⁻¹), high total cholesterol (> 200 mg/dL ⁻¹), low HDL-C (35 mg/dL ⁻¹) or high low-density lipoprotein cholesterol (> 130 mg/dL ⁻¹).	28153
Tam ³⁰	2008	China	Pros. Obs.	Glucose Intolerance and Cardiometabolic Risk in Children Exposed to Maternal Gestational Diabetes	Sociodemographic; Cord blood biomarkers; Birth anthropometrics; Pregnancy complications	Pregnancy and birth	Gestational diabetes; umbilical cord insulin level at birth	Medical reports	Glucose intolerance (mmol/L); Type 2 Diabetes (mmol/L)	Glucose intolerance: a fasting PG level of 7.0 mmol/L or a 2-hour PG level of 11.1 mmol/L; IGT was defined as a fasting PG level of	164

Mellitus in
Utero

7.0 mmol/L and a
2-hour PG level of
7.8 and 11.1
mmol/L; and
impaired fasting
PG level was
defined as a fasting
PG level of 5.6
mmol/L and < 7.0
mmol/L.

Type 2 diabetes: a
fasting PG level of
≥ 7.0 mmol/L or a
2-hour PG level of
≥ 11.1 mmol/L;
IGT was defined as
a fasting PG level
of < 7.0 mmol/L
and a 2-hour PG
level of

≥ 7.8 and < 11.1
mmol/L; and
impaired fasting
PG level was
defined as a fasting
PG level of ≥ 5.6
mmol/L and < 7.0
mmol/L

Tam ³¹	2010	China	Pros. Obs.	Glucose Intolerance and Cardiometabolic Risk in Adolescents	Pregnancy complications	Pregnancy and birth	Other: Hyperinsulinemi a	Medical reports	Metabolic Syndrome	Waist circumference ≥ age and sex- specific 90th percentile and	129
-------------------	------	-------	---------------	---	----------------------------	------------------------	--------------------------------	--------------------	-----------------------	---	-----

				Exposed to Maternal Gestational Diabetes A 15-year follow-up study						Blood pressure \geq 90 percentile age and sex	
Tam ²⁹	2017	China	Pros. Obs.	Hyperglycemia and adverse pregnancy outcome study	Pregnancy complications	Pregnancy and birth	Gestational diabetes	Medical reports	Glucose intolerance (mmol/L); Hypertension (mmHg)	Glucose intolerance: the presence of impaired glucose tolerance, impaired fasting glucose or diabetes mellitus Hypertension: according to age, sex and height specific reference ranges from the National High Blood Pressure Education Program working group on high blood pressure in children and adolescents (Pediatrics 2004; 114(Suppl 2): 555-576).	870
Valvi ⁵⁵	2015	Spain	Pros. Obs.	Infancia y Medio Ambiente"—Environment	Environmental	Pregnancy and birth;	Endocrine-disrupting chemicals exposure (PFAS,	Biochemical tests	Hypertension (mmHg)	Systolic blood pressure and diastolic blood pressure are defined as a BP z-	391

Vandyo usefi ³³	2019	USA	Pros. Obs.	and Childhood (INMA) The Study of Latino Adolescents at Risk for Diabetes cohort (SOLAR)	Birth anthropometrics; Pregnancy complications; Feeding patterns	Pregnancy and birth	Birth weight; Gestational diabetes	phthalates, bisphenols etc)	Self-reported	Metabolic Syndrome; Glucose intolerance (mg/dL)	score \geq 90th percentile Metabolic Syndrome: at least three of the following risk factors: abdominal obesity (WC \geq 90th percentile for age, sex), SBP and $>$ 90th percentile adjusted for height, age, and sex), (HDL cholesterol \leq 10th for age and sex), hypertriglyceridemia (TG \geq 90th percentile of age and sex). Glucose intolerance: FPG levels between 100 and 125 mg/dL (between 5.6 and 6.9 mmol/L) and/or IGT, 2-hour plasma glucose value of at least 140 and less than	229
----------------------------	------	-----	------------	---	--	---------------------	------------------------------------	-----------------------------	---------------	---	---	-----

200 mg/dL, and/or HbA1c values between 5.7 and 6.4% (39-47 mmol/mol.).

Vashisht ^{a56}	2017	USA	Pros. Obs.	Association among prematurity (<30 weeks gestational age), blood pressure, urinary albumin, calcium, and phosphate in early childhood	Birth anthropometrics	Pregnancy and birth;	Gestational age at birth; Adverse birth outcomes (preterm birth, small-/large-for-gestational age, low/high birthweight)	Medical reports	Hypertension (mmHg)	Systolic blood pressure and diastolic blood pressure > 95th percentiles for age and sex	106
Vohr ⁵⁷	2010	USA	Pros. Obs.	Multicenter Indomethacin IntraVentricular Haemorrhage Prevention Trial	Sociodemographic; Pregnancy complications; Birth anthropometrics; Infant anthropometrics	Pregnancy and birth	Ethnicity; Pre-eclampsia; Adverse birth outcomes (preterm birth, small-/large-for-gestational age, low/high birthweight); Weight change	Medical reports	Hypertension (mmHg)	Systolic blood pressure and diastolic blood pressure ≥ 95th percentile for age, gender and height	296 (95 controls)
Wei ⁸⁹	2003	Taiwan	Registry Study	Low birth weight and high birth weight infants are both at an increased risk to have type 2 diabetes	Sociodemographic; Birth anthropometrics	Pregnancy and birth	Socioeconomic status; Adverse birth outcomes (preterm birth, small-/large-for-gestational age,	Medical reports	Type 2 Diabetes (mg/dL)	FPG 126 mg/dL at screening.	978

				among schoolchildren in Taiwan			low/high birthweight)				
Wu ³⁴	2019	China	Pros. Obs.	Beijing Children and Adolescents Metabolic Syndrome Study (BCAMS Study)	Birth anthropometrics	Pregnancy and birth	Adverse birth outcomes (preterm birth, small-/large-for-gestational age, low/high birthweight)	Self-reported	Glucose intolerance (mmol/L)	HOMA-IR > 2,3 and impaired fasting glucose was defined as fasting blood glucose \geq 5.6 mmol/L	2935
Xu ⁶⁷	2020	China	Retro. Obs.	The Seven Northeastern Cities (SNEC) study	Lifestyle; Environmental	Pregnancy and birth;	Smoking; Other: Pet-ownership	Self-reported	Hypertension (mmHg)	Mean Systolic blood pressure and diastolic blood pressure \geq 95th percentile for age, height and sex	9354
Yakubov ⁸⁴	2015	Israel	Retro. Obs.	The Duration of Breastfeeding and Its Association with Metabolic Syndrome among Obese Children	Feeding patterns	Early infancy (<2 yr)	Breastfeeding duration	Medical reports	Metabolic Syndrome	3 out of 5 criteria: BMI \geq 95th percentile for age and sex, hypertriglyceridemia (> 120 mg/dL), high blood pressure (> 95th percentile for age, sex, and height), high blood fasting glucose level (> 100 mg/dL), and low HDL level (< 45 mg/dL)	123

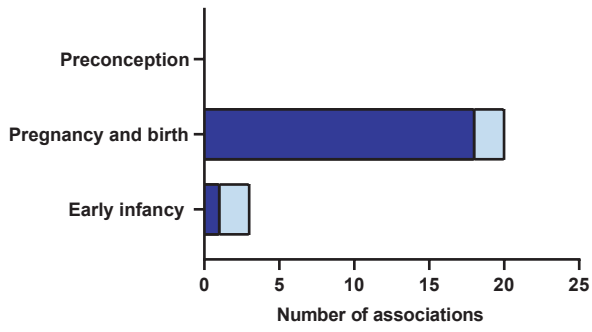
Yang ³⁹	2021	China	Cross-sectional study	Tianjin Gestational Diabetes Mellitus Prevention Program	Pregnancy complications	Preconception; Pregnancy and birth	Gestational diabetes	Biochemical tests	Dyslipidemia (mmol/L)	Cholesterol \geq 5.18 mmol/L, LDL-C $>$ 3.37 mmol/L, HDL-C $<$ 1.04 mmol/L, non-HDL_C \geq 3.76 mmol/L or triglycerides \geq 1.13 mmol/L	1144
Young ⁸⁵	2002	Canada	Cross-sectional study	Type 2 diabetes mellitus in children - Prenatal and early infancy risk factors among native Canadians	Pregnancy complications; Birth anthropometrics; Feeding patterns	Pregnancy and birth; Early infancy ($<$ 2 yr)	Gestational diabetes; Adverse birth outcomes (preterm birth, small-/large-for-gestational age, low/high birthweight); Breastfeeding duration ($>$ 12 months)	Self-reported; Medical reports	Type 2 Diabetes (mg/L; mmol/L)	Fasting plasma glucose \geq 126 mg/dL (7.0 mmol/L)	46 (92 controls)
Zarrati ⁶⁸	2013	Iran	Retro. Obs.	Does low birth weight predict hypertension and obesity in schoolchildren?	Birth anthropometrics; Feeding patterns	Pregnancy and birth	Birthweight; Adverse birth outcomes (preterm birth, small-/large-for-gestational age, low/high birthweight)	Self-reported; Medical reports	Hypertension (mmHg)	Systolic blood pressure or diastolic blood pressure \geq 95th percentile for age, height and sex	1184
Zhou ⁵⁸	2019	China	Pros. Obs.	Association of elective cesare	Birth anthropometrics	Pregnancy and birth	Mode of delivery	Medical reports	Metabolic Syndrome; Hypertension	Fasting triglycerides 1.1 mmol/L, HDL-C $<$ 1.3 mmol/L, fasting	1467

an delivery with
metabolic
measures in
childhood: A
prospective
cohort study in
China

glucose ≥ 6.1
mmol/L, waist
circumference $>$
75th age- and sex,
SBP or DBP $>$ 90th
percentile for age,
sex, and
height. Another
definition of MetS
for prepubertal
children aged 2-11
years was further
applied. According
to this definition,
hypertriglyceridemi
a, high fasting
glucose, central
obesity, and
hypertension were
defined as the
values $>$ 90th
percentile and low
HDL as the values
 $<$ 10th percentile.

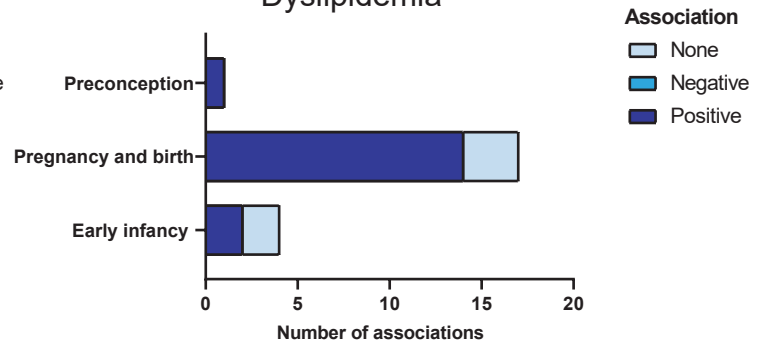
A

Glucose intolerance



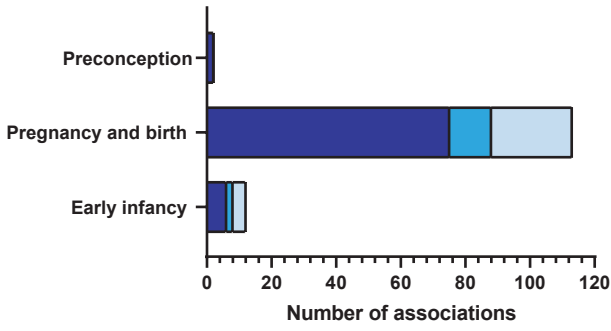
B

Dyslipidemia



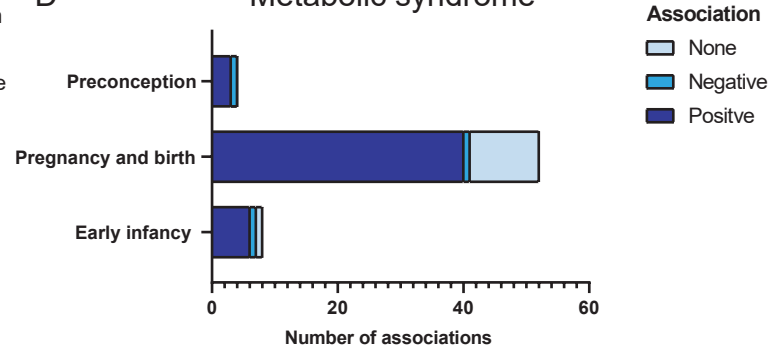
C

Hypertension



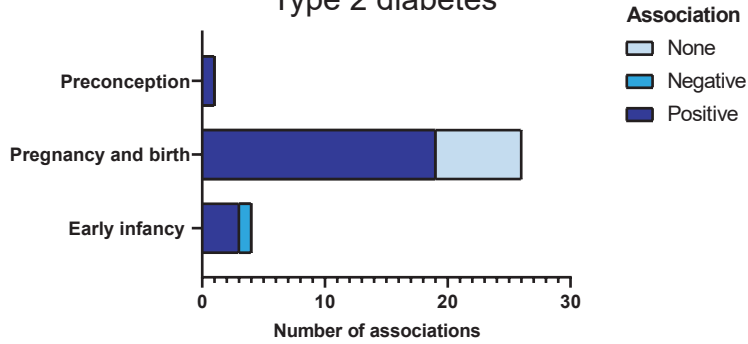
D

Metabolic syndrome

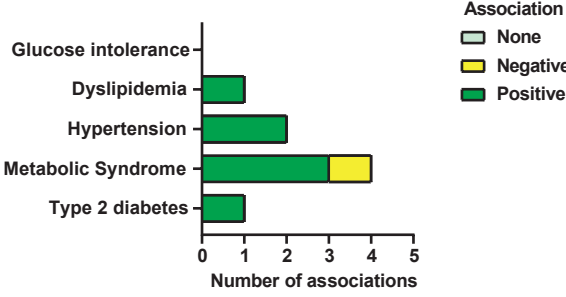


E

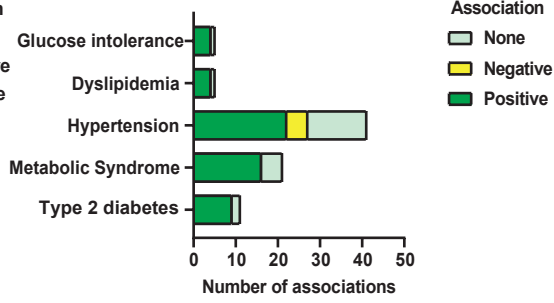
Type 2 diabetes



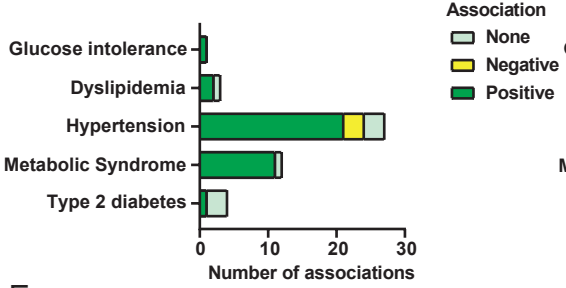
A Physical prepregnancy



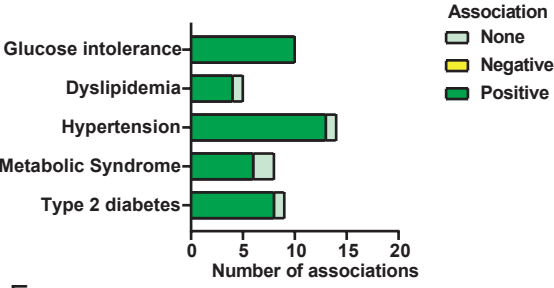
B Birth anthropometrics



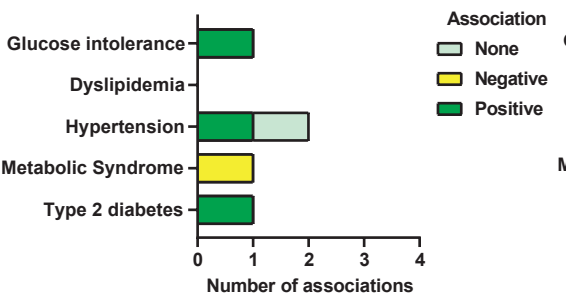
C Sociodemographics



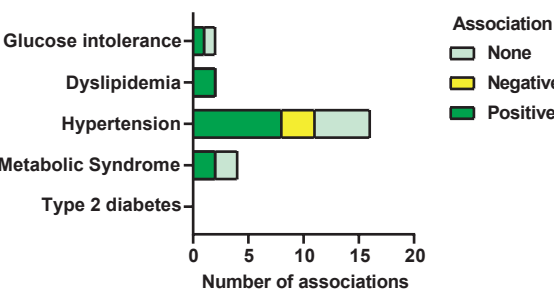
D Pregnancy complications



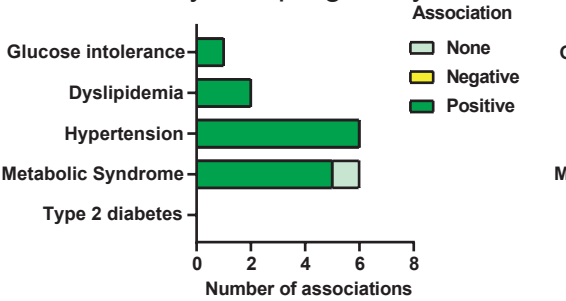
E Cord blood biomarkers



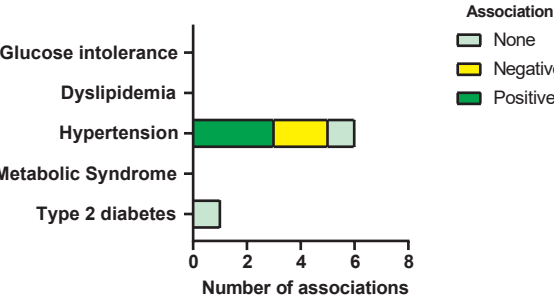
F Lifestyle



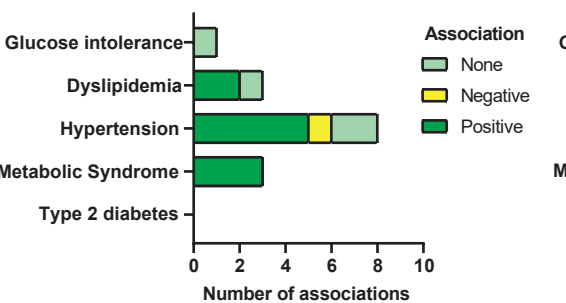
G Physical pregnancy



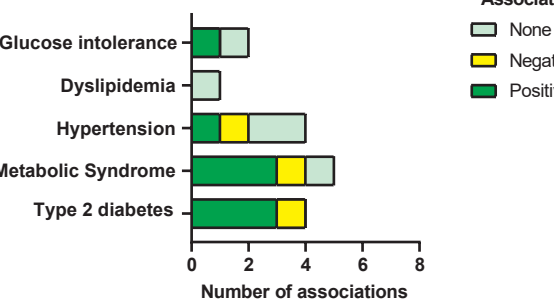
H Environmental



I Infant anthropometrics



J Feeding patterns



Risk factor	Methodological aspects		Reflect/mark the study objective	Modifiable		Prediction
	Reproducibility, accuracy, standardization, stability and technical variation	Biological variation	A change in the marker is linked with a change in the endpoint in one or more target population(s)	Theoretically modifiable	Intervention studies	
Preconception						
Maternal prepregnancy weight	Strong (++)	Strong (++)	Strong (++)	Medium (+)	Low (0)	Strong (++)
Paternal prepregnancy BMI	Medium (+)	Medium (+)	Medium (+)	Medium (+)	Low (0)	Medium (+)
Pregestational diabetes	Medium (+)	Medium (+)	Medium (+)	Medium (+)	Low (0)	Medium (+)
Concentrations of plasma folate	Medium (+)	Medium (+)	Medium (+)	Medium (+)	Low (0)	Medium (+)
Concentrations of serum B12	Medium (+)	Medium (+)	Medium (+)	Medium (+)	Low (0)	Medium (+)
Concentrations of plasma homocysteine	Medium (+)	Medium (+)	Low (0)	Medium (+)	Low (0)	Medium (+)
Pregnancy and birth						
Birth weight	Strong (++)	Strong (++)	Strong (++)	Low (0)	Low (0)	Medium (+)
Birth length	Strong (++)	Strong (++)	Strong (++)	Low (0)	Low (0)	Medium (+)
Low birth weight/small-for-gestational age	Strong (++)	Strong (++)	Strong (++)	Medium (+)	Low (0)	Medium (+)
High birth weight/large-for-gestational age	Strong (++)	Strong (++)	Strong (++)	Medium (+)	Low (0)	Medium (+)
Gestational age at birth continuous	Strong (++)	Strong (++)	Strong (++)	Medium (+)	Low (0)	Medium (+)
Preterm birth	Strong (++)	Strong (++)	Strong (++)	Medium (+)	Low (0)	Medium (+)
Mode of Delivery	Strong (++)	Strong (++)	Strong (++)	Medium (+)	Low (0)	Medium (+)
Gestational diabetes	Medium (+)	Medium (+)	Medium (+)	Medium (+)	Low (0)	Medium (+)
Pregnancy hypertension	Medium (+)	Medium (+)	Medium (+)	Medium (+)	Low (0)	Medium (+)
Preeclampsia	Medium (+)	Medium (+)	Medium (+)	Medium (+)	Low (0)	Medium (+)
Hyperglycemia	Medium (+)	Medium (+)	Medium (+)	Medium (+)	Low (0)	Medium (+)
Hyperinsulinemia	Medium (+)	Medium (+)	Medium (+)	Medium (+)	Low (0)	Medium (+)
Cord blood biomarkers (telomere length)	Medium (+)	Low (0)	Medium (+)	Medium (+)	Low (0)	Medium (+)
Cord blood biomarkers (plasma folate)	Medium (+)	Low (0)	Medium (+)	Medium (+)	Low (0)	Medium (+)
Cord blood biomarkers (plasma B12)	Medium (+)	Low (0)	Medium (+)	Medium (+)	Low (0)	Medium (+)
Cord blood biomarkers (plasma homocysteine)	Medium (+)	Low (0)	Medium (+)	Medium (+)	Low (0)	Medium (+)
Cord blood biomarkers (insulin level)	Medium (+)	Low (0)	Medium (+)	Medium (+)	Low (0)	Medium (+)
Maternal age	Strong (++)	Medium (+)	Medium (+)	Medium (+)	Low (0)	Medium (+)
Maternal education	Strong (++)	Medium (+)	Medium (+)	Medium (+)	Low (0)	Medium (+)
Paternal education	Strong (++)	Medium (+)	Medium (+)	Medium (+)	Low (0)	Medium (+)
Income	Strong (++)	Medium (+)	Medium (+)	Medium (+)	Low (0)	Medium (+)
Parental social economic status	Medium (+)	Medium (+)	Medium (+)	Medium (+)	Low (0)	Medium (+)
Ethnicity	Medium (+)	Medium (+)	Medium (+)	Medium (+)	Low (0)	Medium (+)
Parity	Strong (++)	Medium (+)	Low (0)	Medium (+)	Low (0)	Medium (+)
Employment	Medium (+)	Medium (+)	Medium (+)	Medium (+)	Low (0)	Medium (+)
Relationship status	Medium (+)	Medium (+)	Low (0)	Medium (+)	Low (0)	Medium (+)
Screen time	Medium (+)	Medium (+)	Medium (+)	Medium (+)	Low (0)	Medium (+)
Social network parents	Medium (+)	Medium (+)	Medium (+)	Medium (+)	Low (0)	Medium (+)
Non-traditional family	Medium (+)	Medium (+)	Medium (+)	Medium (+)	Low (0)	Medium (+)
Living with grandparents	Medium (+)	Medium (+)	Medium (+)	Medium (+)	Low (0)	Medium (+)
Medical insurance	Medium (+)	Medium (+)	Medium (+)	Medium (+)	Low (0)	Medium (+)
Maternal smoking	Medium (+)	Medium (+)	Medium (+)	Medium (+)	Low (0)	Medium (+)
Maternal drugs	Medium (+)	Medium (+)	Medium (+)	Medium (+)	Low (0)	Medium (+)
Diet	Medium (+)	Medium (+)	Medium (+)	Medium (+)	Low (0)	Medium (+)
Physical activity	Medium (+)	Medium (+)	Medium (+)	Medium (+)	Low (0)	Medium (+)
Anthropometrics	Strong (++)	Medium (+)	Medium (+)	Medium (+)	Low (0)	Medium (+)
Parental BMI	Strong (++)	Medium (+)	Medium (+)	Medium (+)	Low (0)	Medium (+)
Gestational weight gain continuous	Strong (++)	Medium (+)	Medium (+)	Medium (+)	Low (0)	Medium (+)
Thyroid antibodies (TSH)	Medium (+)	Medium (+)	Medium (+)	Medium (+)	Low (0)	Medium (+)
Thyroid antibodies (Ft4)	Medium (+)	Medium (+)	Medium (+)	Medium (+)	Low (0)	Medium (+)
Thyroid antibodies (TPO-Abs)	Medium (+)	Medium (+)	Medium (+)	Medium (+)	Low (0)	Medium (+)
Thyroid antibodies (thyroglobulin antibodies)	Medium (+)	Medium (+)	Medium (+)	Medium (+)	Low (0)	Medium (+)
Environmental	Medium (+)	Medium (+)	Medium (+)	Medium (+)	Low (0)	Medium (+)
Early infancy						
Breastfeeding	Strong (++)	Medium (+)	Medium (+)	Medium (+)	Low (0)	Medium (+)
BMI/weight change/height change	Strong (++)	Medium (+)	Medium (+)	Medium (+)	Low (0)	Medium (+)

