

Viral load monitoring practices and correlates of viral non-suppression among children and young adolescents living with HIV in level five hospitals in Kiambu county, Kenya

Authors

Lilian N. Gachoka¹, Anne Njoroge²

Affiliation

¹Ministry of Health, Kiambu County, Kenya

²Department of Medical research, Kenyatta National Hospital, Kenya

Corresponding author

Lilian N. Gachoka

Email; gachokalilianne@gmail.com

Abstract

Background: HIV has been a major global public health issue among children and young adolescents living with HIV (CYALHIV), their viral suppression rates being lower compared to adults. Follow up through viral load monitoring may influence their health outcomes.

Objective: In a cross-sectional study we determined viral load monitoring practices and correlates of viral non-suppression of all CYALHIV in three level five hospitals in Kiambu county, Kenya

Methods: We abstracted data from electronic and paper medical records. Multivariable log binomial regression was used to estimate prevalence ratios (PR) and assess correlates of non-suppression. Adherence to viral load testing guidelines was assessed. Viral non-suppression was defined as a VL >1000c/ml.

Results: Of the 252 CYALHIV, the median age was 11 (IQR: 7-13) years. Fourteen had non-suppression at last assessment. Correlates of non-suppression included having previously had TB [aPR=4.25; 95% CI=1.41-12.8; p=0.01], ART side effects [aPR=3.01; 95% CI=1.37-6.62 p=0.006] and having received enhanced adherence counselling [aPR =5.32; 95% CI=2.00-14.15; p=0.001]. Being on Dolutegravir was significantly associated with a lower likelihood of non-suppression (aPR=0.35; CI:0.15-0.85: p = 0.021). Timing of baseline VL tests improved through the years though there were gaps in routine VL monitoring and follow-up on unsuppressed results.

Conclusion: At most current VL, 14% children were non-suppressed, higher than the 5% UNAIDS 2030 target. Special strategies on assessing and addressing correlates of non-suppression are essential for ART programs. Routine VL monitoring as per the guidelines was suboptimal despite increased access to VL testing, suggesting other barriers to VL monitoring.

INTRODUCTION

In 2022, approximately 1.5 million children under 15 years were living with HIV globally, with the number of new infections in this age group projected to be 130,000, of which 45% were predicted to occur in Eastern and Southern Africa (1). In Kenya 7% of people living with HIV (PLHIV) are aged 15 years and below (2). It is imperative to target this age group with HIV treatment efforts aimed at reducing morbidity and mortality to safeguard their right to thrive.

Regionally, viral suppression rates amongst children and young adolescents living with HIV (CYALHIV) has been reported to be low(3) (4) (5) (6). In Kenya, prevalence of viral non-suppression among children was higher (51.8 %) than that observed in adults (28.4%)(7). Viral non-suppression is associated with increased risk of opportunistic infections and mortality(4) (5) Low level viremia has recently been shown to be associated with neurocognitive developmental delays (8) which could affect children's learning capacity.

To achieve the 2030 UNAIDS 95-95-95 targets where 95% of PLHIV should know their HIV status, 95% PLHIV should be on ART and 95% of those on ART should have viral suppression, it is important to understand correlates of viral non-suppression to guide clinical practice and design of interventions.

Previously reported correlates of viral non- suppression among CYALHIV include being male, having had tuberculosis (TB), HIV status disclosure at an older age, experiencing ART adverse drug events, all of which have been associated with ART non-adherence (4)(9)(10). Some caregiver characteristics associated with viral non-suppression include one who isn't the mother, caregiver substance abuse, poor socio economic status, inadequate social support (11) (12)(17).However, previous studies using routine programmatic data have been reported out of high HIV prevalence settings. It is important to explore whether these factors remain relevant in a low HIV prevalence setting.

WHO recommends routine HIV viral load (VL) monitoring as the preferred approach to ART monitoring. Routine VL monitoring could lead to earlier detection of treatment failure, with subsequent drug switches and optimized treatment regimens, with better treatment outcomes. It could also prompt drug resistance testing, which ultimately prevents empirical drug switches that could lead to drug resistance.

In Kenya, the 2018 guidelines on the use of ART for treating and preventing HIV recommended VL monitoring at treatment initiation and every six months thereafter. In case of virological non-suppression (VL > 1000 copies/ml) while on ART, enhanced adherence counselling (EAC) was recommended, followed by a repeat VL after three months. Treatment failure and resistance testing among CYALHIV ought to be confirmed before switching to second- or third-line regimens. However, the level of adherence to these guidelines in Kenya among CYALHIV is not well documented.

We set out to evaluate the prevalence and correlates of viral non-suppression and describe adherence to VL testing guidelines among CYALHIV in Kiambu County, Kenya, a region with low HIV prevalence and high access to VL testing.

METHODS

Study design

This was a cross-sectional study using data abstracted from electronic and paper medical records of CYALHIV in Kiambu, Kenya

Study setting

Kiambu County is largely peri-urban and borders Nairobi, the capital city of Kenya. With an estimated population of 1,405 982 adults and 684,616 children below 15 years(14). It has a HIV prevalence of 2.1 % and an estimated 45917 persons living with HIV(15). It has 52 facilities offering comprehensive HIV care and treatment services serving both rural and urban populations, including the urban poor from neighboring slums in Nairobi.

We purposively selected three facilities (Kiambu County Referral, Thika and Gatundu Level Five Hospitals) because they have a high patient volume (3270, 4880 and 1665) active in care respectively and are located in distinct geographical semi urban setting with diverse populations. They are the main public referral hospitals in Kiambu county and have well established comprehensive care clinics (CCC). Most of the clinic services at these clinics are digitalized and use electronic medical records.

Study population

All children and young adolescents living with HIV aged below 15 years who had been in care for at least six months and were active in care, marked by at least one clinic visit in the three months preceding data abstraction in October 2022 were included in the study. Children and young adolescents are typically reviewed by a clinician once every three months.

Study Procedures

Variables of interest were structured into an electronic data capture tool (Kobo). Childs demographic characteristics, treatment /clinical factors and caregiver characteristics for caregivers who had HIV were abstracted from EMR system. Information for HIV negative caregivers was supplemented from paper records. Data abstraction was done between 3rd October and 31st October 2022. Research assistants were trained on the use of data collection instrument and on data abstraction from the records.

In these facilities, there is a sample referral system where whole blood samples are transported weekly to the national HIV reference lab for viral load testing.

Definitions and correlates of viral non-suppression

Baseline viral suppression was defined as a viral load result within seven months of treatment initiation, while viral non-suppression was having ≥ 1000 copies per milliliter of plasma after being on ART for six months, (16). Undetectable VL was defined as having 0 copies/ml while 1-

999 copies were classified as low-level viremia, both of which were considered viral suppression.

Covariates of viral non-suppression considered were the demographic characteristics including age, sex, education level, having siblings with HIV positive siblings and clinical/ treatment factors such as age at diagnosis, duration on ART, reported ART side effects, TB infection. Lack of adherence was defined as having received enhanced adherence counselling (EAC).

Caregiver characteristics evaluated included sex, relationship to the child and HIV status. For those who had HIV, age, education level, employment and viral suppression status were also included.

Statistical analysis

We summarized categorical variables using counts and proportions while continuous variables were described using medians and interquartile ranges (IQR). Log binomial regression analysis was used to assess factors associated with viral non-suppression. Measures of association in form of prevalence ratios (PR) and a 95% confidence interval (CI) were obtained. Significant factors in bivariate analysis (p -value < 0.1) were then included in the multivariate analysis to obtain adjusted PRs. Analysis was done using STATA version 16 (Stata Corp, College Station, Texas, USA).

Adherence to VL monitoring guidelines

Adherence to viral load testing was based on the national Kenyan 2012,2016 and 2018 guidelines for HIV treatment and prevention using the following four criteria's: Baseline VL within 6 months of ART initiation, six monthly VL monitoring, enhanced adherence counselling and follow up VL monitoring in case of viral non-suppression and resistance testing after two consecutive non-suppressed VLs with EAC.

We also assessed the switch to Dolutegravir as an ongoing optimization drive was happening in Kenya between 2018 and 2022.

Ethical considerations

The study was approved by Kenyatta National Hospital/University of Nairobi Ethics and Research Review Committee (P268/03/2022) and National Commission for Science, Technology and Innovation (NACOSTI/P/22/20290). Permission to carry out research was granted by County Department of Health Research Unit and the administration of participating hospitals. The Ethics committee gave waiver for individual patient consent as routinely collected data was anonymously abstracted from the medical records. Authors had no access to any information that could identify individual participants during or after data collection

RESULTS

Of the 281 CAYLHIV active in care at the time of abstraction, we abstracted records from 252 who met the inclusion criteria (Figure 1). The median age was 11 (IQR: 7-13) years, and majority 198 (79%) diagnosed at the age of 0-4 years with 135 (54%) being male (Table 1). A majority 128 (51%) were from Thika.

Majority, 218(87%) of the caregivers were females with 182 (72%) being the parent and 88 (51%) were less than 40 years old, with 174 (70%) of the caregivers also having HIV (Table 1)

Prevalence of viral non-suppression

A quarter (63/252) had viral non-suppression at the first available VL, while the prevalence of non-suppression at the most current VL test, within a year of the date of data abstraction, was 14% (Figure 1)

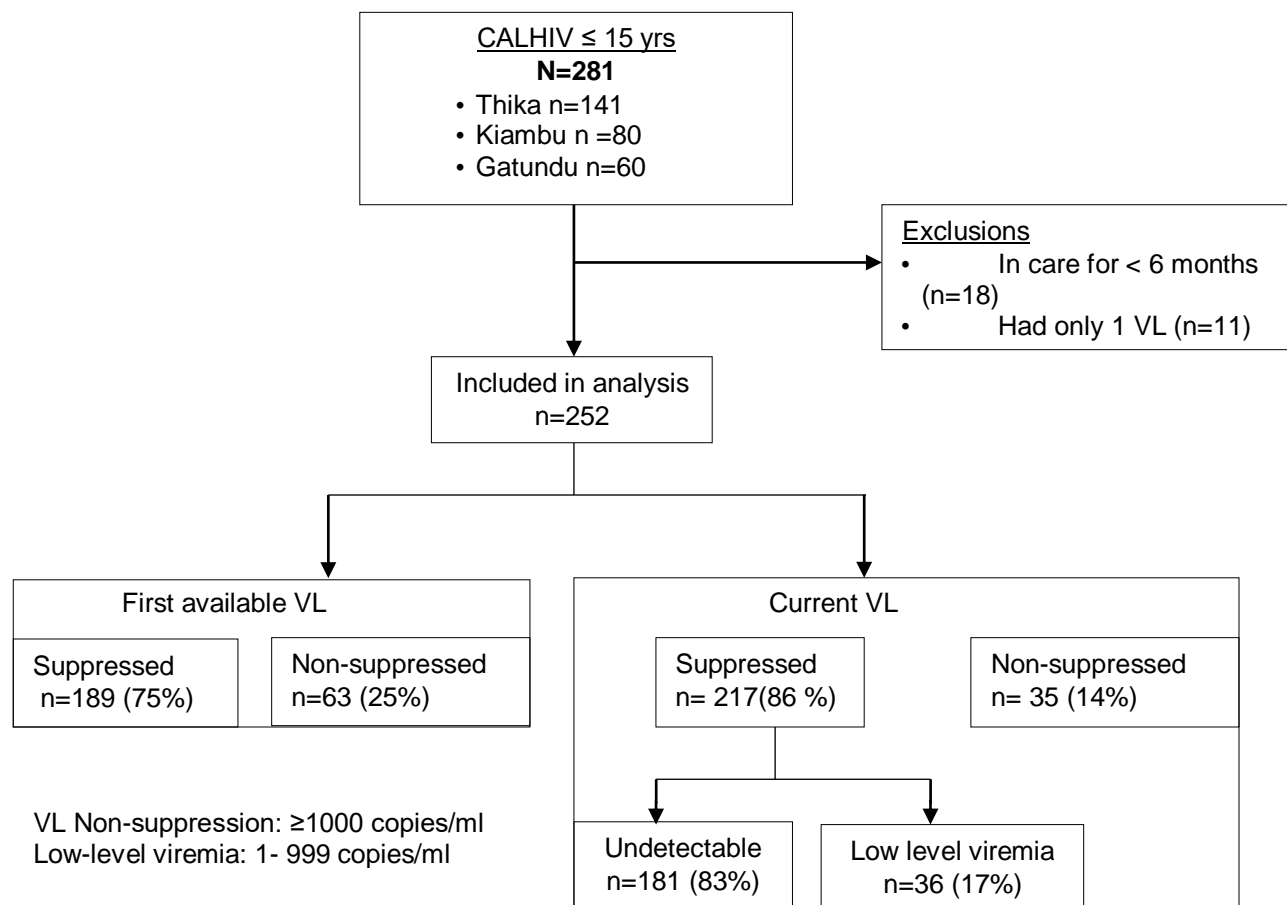


Figure 1 Prevalence of viral non-suppression

Correlates of viral non-suppression

As at October 2022, nearly all (94.4%) had been switched to Dolutegravir and had a lower likelihood of non-suppression. [adjusted PR [aPR]: 0.35 (CI:0.15-0.85:P = 0.021)]. Having reported ART side effects [aPR]:3.01; (CI:1.37-6.62: P = 0.006), history of TB [aPR]:4.25 (CI:1.41-12.8: P = 0.010), having received EAC [aPR]: 5.32 (CI: 2.00– 14.45; P= 0.001) were significantly associated with a higher risk of viral non-suppression. Children with older

caregivers (>40 years) living with HIV were less likely to have non-suppression

[aPR]: 0.44(CI:0.89-0.99; p value: 0.05) (Table 1)

Table 1 Characteristics associated with current viral non-suppression

Characteristic	n (%) (N=252)	Bivariate Analysis		Multivariate analysis	
		Crude PR (95%CI)	p-value	Adjusted PR (95%CI)	p-value
Current age (years)					
0 - 4	30 (12%)	1.87(0.86-4.04)	0.114	1.02 (0.34-3.08)	0.972
5- 9	70 (28%)	1.03 (0.49-2.16)	0.941	1.02 (0.42-2.51)	0.961
10-14	152 (60%)	Ref		Ref	
Sex					
Male	135 (54%)	1.47(0.77-2.78)	0.240		
Education					
Nursery	26 (10%)	0.55(0.14-2.19)	0.397		
Secondary	31 (13%)	1.15(0.48-2.79)	0.749		
No school	16 (6%)	1.34(0.45-3.96)	0.594		
Primary	179(71%)	Ref			
Siblings with HIV					
Yes	44 (18 %)	0.87(0.38-1.98)	0.735		
Age at diagnosis (years)					
0 - 4	198 (79%)	1.01(0.91-1.14)	0.800		
5-9	48 (19%)				
10-14	6 (2%)	Ref			
Currently on DTG					
No	14(6%)	Ref			
Yes	238(94%)	0.24 (0.13-0.44)	<0.001	0.35(0.15-0.85)	0.021
ART side affects					
No	230(91%)	Ref			
Yes	22 (9%)	4.79 (2.72-8.42)	<0.001	3.01(1.37-6.62)	0.006
Tuberculosis					
No	242(96%)	Ref			
Yes	10 (4%)	3.12 (1.37-7.14)	0.007	4.25(1.41-12.8)	0.010
Enhanced adherence counselling					
No	141(56%)				
Yes	111(44%)	7.62 (3.05-18.9)	<0.001	5.32(2.00-14.2)	0.001
Duration on ART (years)	7((5-11)	0.99 (0.99-1.00)	0.078	0.99(0.99-1.01)	0.715
Disclosure	166(66%)	0.88 (0.46 1.72)	0.72		
Caregiver relationship*					
Parent	182(72.3%)	Ref			
Grandparent	20(7.9%)	0.31(0.05-2.18)	0.241		

Guardian	6(2.5%)	1			
Blood relative	31(12%)	0.61(0.20-1.87)	0.385		
Sibling	13(5.3%)	0.97(0.26-3.61)	0.958		
Caregiver Sex*					
Male	34(14%)	1.33(0.60-2.96)	0.489	1.54(0.46-5.15)	0.476
HIV positive caregiver (N=174)					
Caregiver age (years)					
<40 years	88 (51%)	Ref			
>40 years	86 (49%)	0.44 (0.89-0.99)	0.014	0.44(0.19-0.98)	0.05
Caregiver education					
Primary	92 (53%)	Ref			
Secondary	70 (40%)	1.43 (0.69-2.93)	0.336		
Tertiary	4 (2%)	1.92 (0.32-11.3)	0.473		
Never attended school	8 (5%)	1.92 (0.52-7.11)	0.331		
Caregiver employment					
Employed	22(13%)	Ref			
Not employed	152(87%)	3.91 (0.56-27.3)	0.17		
Caregiver viral suppression					
Suppressed	160 (92%)	Ref			
Non-suppressed	7(4%)	1.76 (0.52-5.97)	0.37		
Missing	7 (4%)				

*Only sex and relationship were available for caregivers who were not HIV positive.

Adherence to VL testing guidelines.

i. Baseline VL within 6 months of ART initiation

For the entire cohort, only 36 (14%) children and young adolescents had a baseline VL test within the recommended 6 (5-7 months) after treatment initiation which was the guideline since 2012. Before 2010, nearly all (80%) the baseline VL tests were done after 24 months. However, as time went on, more children were getting VL tests at baseline after ART initiation. After 2018, 61% of the children were tested within 6 months of ART initiation as recommended (Table 2)

Time to baseline			
VL test	2010 -2015	2015 -2018	After 2018
Upto 6 mths	6(6%)	11(14%)	19(61%)
6-12 mths	5(5%)	14(17%)	5(16%)
12-24 mths	9(9%)	20(24%)	7(23%)
>24 mths	119(80%)	37(45%)	-

Table 2 Time to baseline VL tests over the years.

ii. Six monthly VL monitoring

Restricting the analysis to viral load tests done after 2018 (n=169), routine monitoring for majority of the children was outside of the recommended follow up VL tests at every six months. The number of those who received VL testing every six months reduced over time, with non-compliance being 90% at the most recent VL compared to 69% at the earlier VL (figure 2).

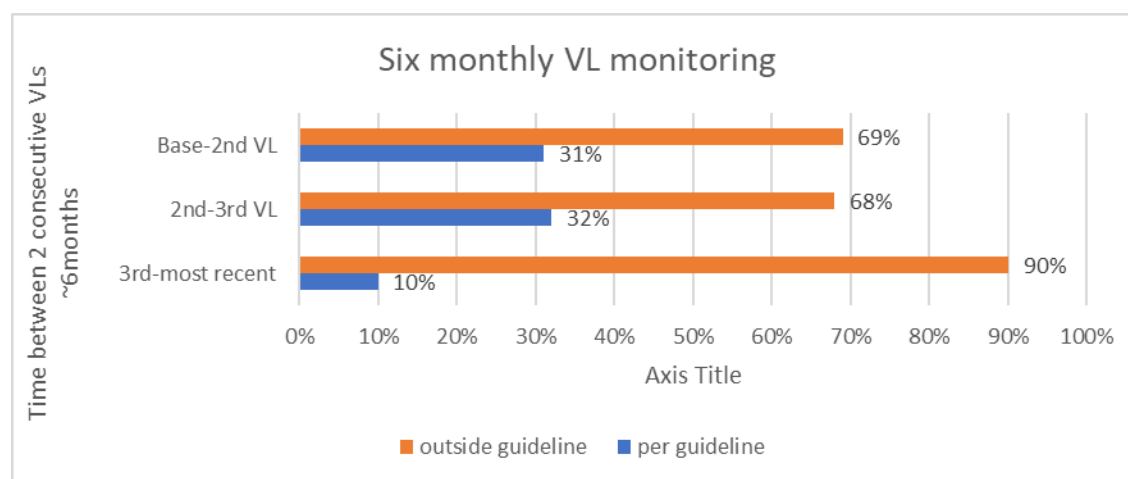


Figure 2 Routine VL monitoring within 6 months as per the 2018 guideline recommendation

iii. Enhanced Adherence Counselling and follow up VL monitoring

Of the entire cohort, ninety-six CYALHIV had at least one non-suppressed viral load at one point in their medical history and the majority 77(80%) consequently received enhanced adherence counselling. Nevertheless, only 4(5%) children had a repeat VL test after the recommended three months of EAC (Figure 3)

iv. ART Drug Resistance testing

Looking at resistance testing for those children who had treatment failure, there were twelve CYALHIV who had been switched from a protease inhibitor (PI) to a DTG-based regimen due to viral non-suppression. Of these, only four had received drug resistance testing (DRT) as

recommended in the 2018 guidelines. However, none of these DRT results were available in the EMR.

v. VL testing within DTG optimization.

As at the time of abstraction, 238(94%) children had been switched to DTG. Of these (77%) had obtained a follow up VL after the switch. However, only a few 21(11%) were retested within the recommended time of three months (Figure 3).

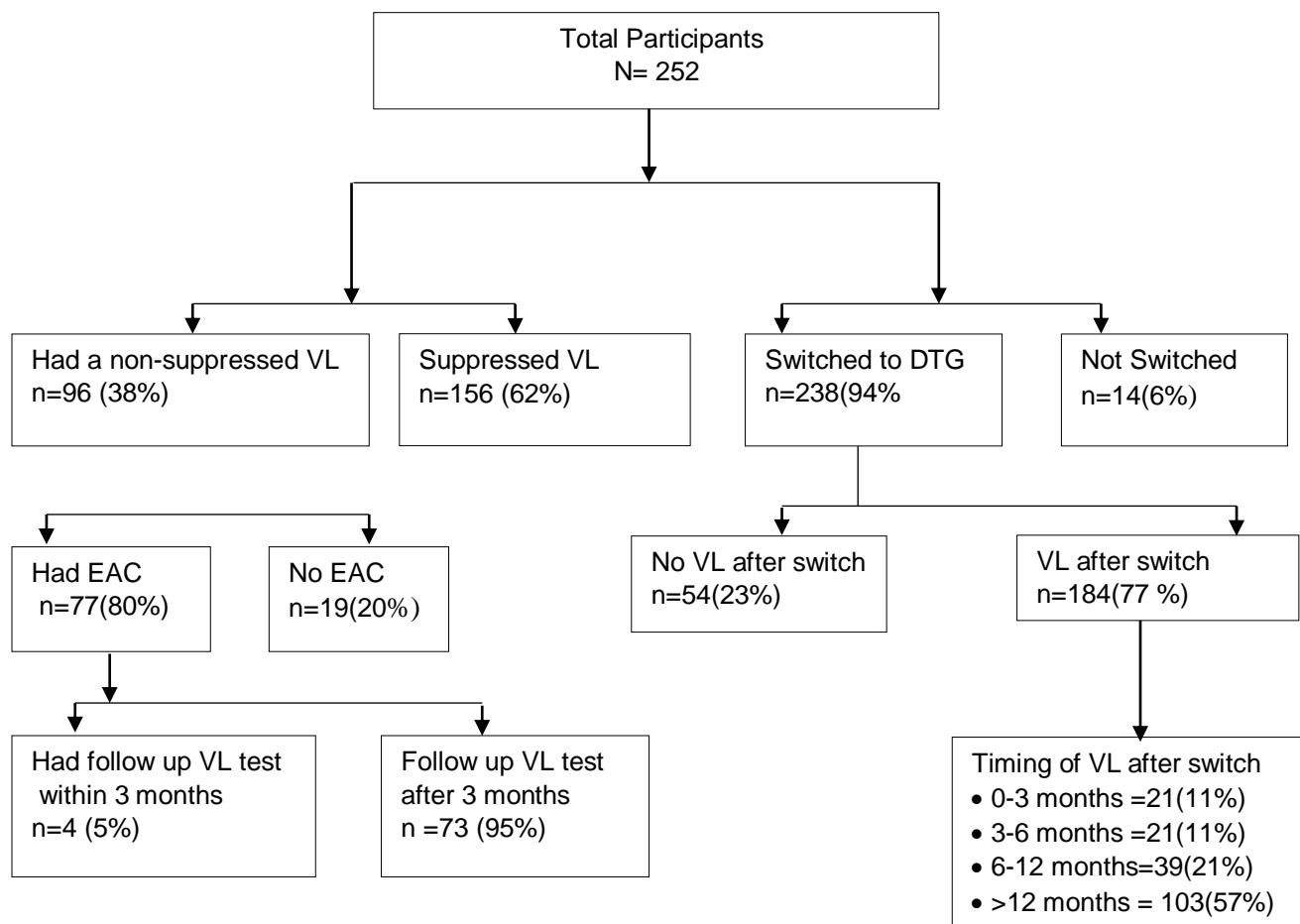


Figure 3 VL testing within DTG optimization

DISCUSSION

At most current VL, 14% of the CYALHIV had viral non-suppression. Correlates associated with higher likelihood of non-suppression included ART related side effects, had history of TB and having received EAC. Having an older (>40years) caregiver living with HIV was less likely to be associated with non-suppression. Viral load testing at treatment initiation improved over the years but routine monitoring was suboptimal and declined over time.

Viral suppression is crucial in reduction of negative outcomes among CYALHIV but the rates are worryingly low compared to adults regionally(4) (5) (6) (9). Similarly, in our study viral suppression was way below the UNAIDS 2030 targets that aims at achieving viral suppression in 95 percent of the HIV positive persons on treatment. However, prevalence of non-suppression from this study was lower in comparison to the 2018 Kenyan national estimates that was 51.7 % (7). This could be due to the continued roll out and training for health workers on the use of new treatment guidelines and regimen changes to optimization that has been attributed to better viral suppression. Additionally, among CYALHIV with a VL <1000c/ml 14% had low level viraemia that could increase the risk of virological failure (17) and neurocognitive developmental delays (8) consequently, affect their learning capacity. Hence the need for close follow for these children.

Consistent with other studies, we found that younger children(0-4 years) though not significant had a higher likelihood of viral non-suppression compared to older (10-14 years) CYALHIV (9) (18) (19) (20) (21). This could reflect the different challenges faced by younger children during treatment and care such as non-pleasant medication, dosing inaccuracies, treatment administration problems that results to insufficient drug levels, increased risk of drug resistance and eventual virologic failure (22) (23) (24) (25). In addition it can be due to the positive effects of disclosure among the older children (19). While the median age was 11years as significant

proportion were diagnosed at an early age (0-4 years). This may mean that they had been perinatally infected.

Similar to previously reported correlates we found that CYALHIV who had history of TB and experienced ART related side effects had a higher likelihood of non-suppression(4) (26). This may be due to the increased pill burden, TB drugs interaction with protease inhibitors, while active TB can cause biologic effects of immune activation resulting in HIV viremia (27). ART adherence contributes to achievement of viral suppression thus EAC is recommended for PLHIV who have non-adherence issues or have detectable VL (11) (20) (28). Our findings showed about (44%) children had received EAC and were more likely to be non-suppressed. Similarly, low suppression rates were reported in Uganda following EAC (29). This result of non-suppression among children who had received EAC and had good adherence currently might indicate a possibility of drug resistance thus, need for timely drug resistance testing. Additionally, those children who had problems with ART adherence for long time could have been targeted for EAC sessions. It is essential that HIV programs should take suitable considerations on adherence counselling and support for PLHIV (30). Treatment optimization has been associated with better treatment outcomes since its more convenient, easy to administer, more tolerable palatable in children(31). This had been embraced from our findings as nearly all (94.4%) CYALHIV had been switched to DTG and had a lower risk of viral non-suppression

Studies have described the interaction between the child and their caregiver as a defining factor in the level of viral suppression for CYALHIV especially in resource limited situations(13). We found out that CAYLHIV with older HIV caregivers living with HIV had a lower risk of non-suppression. This may mean that older caregivers are more likely to remember the child's ART and hence good treatment adherence. In addition, having a sibling/s living with HIV decreased

the risk of non-suppression. This could possibly be due to treatment support they get from their siblings hence good adherence levels

WHO recommended routine VL monitoring has been reported as vital in early detection of ART failure, prevention of unnecessary switches thus improving treatment care outcomes (32)(33)(34)(35)(36)(37)(38)(39)(40)(41). The Kenya national ART guidelines from 2016 recommended VL monitoring at treatment initiation and every six months thereafter. It also recommended that children with a VL >1000 c/ml should receive EAC and a repeat VL test after 3 months of counselling. If the VL is unsuppressed, this confirms treatment failure and a switch to second line treatment while for children on a protease inhibitor (PI) based regimen, drug resistant testing is recommended (3).

The trend of time to baseline VL testing indicates improvement over time, during which VL testing became more accessible. However, only 61% of the children were tested within 6 months of treatment initiation as recommended on or after 2018, which was lower than expected. Routine VL monitoring was also suboptimal with time and health care providers adhering to the guidelines progressively reduced. This indicates other barriers to VL testing besides access, need to be explored. Some posited in literature include patients and staffs unawareness of benefits of VL testing, inadequate health care workers training ,shortage of staffs, longer turnaround time of results and weak testing systems(32) (42) (43) (44) (45).

Several factors have been known to hinder ART adherence among CYALHIV. Support provided during the EAC sessions has previously been linked to improved treatment adherence resulting in higher viral suppression rates (46) (47) while averting occurrence of drug resistance (48).

This was seen in this study as majority (80%) CYALHIV who had non-suppressed VL received EAC. However, the effectiveness of this EAC may not be clearly substantiated, since most of the children did not get a repeat VL after the EAC sessions, as per guidelines.

Gaps in the VL cascade of care such as delayed follow up VL, delayed or lack of regimen switch in virological failure has been reported as a hinderance to ART treatment success (49) (50). In our study, only 5% CYALHIV had a follow up test to confirm treatment failure. This was similarly reported in Lesotho, only 25% of patients with a first unsuppressed VL were managed correctly according to WHO guidelines. This indicates that in real life VL monitoring may be inadequate as some of unsuppressed test results do not result in any action or follow up(51). Given that VL testing is not cheap, it is imperative that proper follow-up of unsuppressed viral load results be done to ensure resources are well utilized, in addition to prevention of negative health outcomes for these patients.

Guidelines provide for drug resistance testing, a vital component in management of treatment failure (52) and subsequently prevents pragmatic drug switches that could lead to drug resistance. Studies have reported that upto 60-90% children who don't attain viral suppression tend to have drug resistance (53) (54), especially mutations to PI drugs which may hinder success of HIV care interventions in children. In this study amongst the CYALHIV who had been switched from PI to DTG based regimen as a result of non-suppression, only 33% had received drug resistance. This indicates there is need for health care providers sensitization and clinical decision support in the care of children who might have ART failure.

Several limitations in our study include its cross-sectional nature and that we were using abstracted data, limiting our ability to enquire deeper into some of the findings as well as probable missing VL results, our key strength is that our study sites contained ~85% of CAYLHIV in Kiambu county and therefore our results are generalizable to public facilities offering HIV care in low-prevalence HIV settings such as ours.

Conclusion

At the most recent VL, 14% children were non-suppressed, higher than the 5% UNAIDS 2030 target. Special strategies on assessing and addressing correlates of non-suppression are essential for ART programs. Routine VL monitoring as per the guidelines was suboptimal despite increased access to VL testing, suggesting other barriers to VL monitoring, which need to be further explored, if we are to achieve epidemic control by 2030.

Acknowledgements

We acknowledge the study hospitals and Kiambu county research department for allowing us to collect data.

Author contributions

L.N developed the study materials. L.N and A.N conceptualized and did data analysis. L.N wrote the first draft of the manuscript. A.N provided feedback and approved the final submitted manuscript.

Funding

Routine data collection of this study was supported by University of Nairobi department of paediatrics through Health-Professional Education Partnership Initiative (HEPI)-Kenya NIH funded project-R25TWO11212. There is no funding support for publication. Funders had no role in designing of the study, data collection and analysis, manuscript preparation nor decision to publish.

Conflicts of interest

There are no conflicts of interest

Abbreviations

ART, Antiretroviral therapy; CCC, Comprehensive care clinics; CDC, Centre for disease control and prevention; CYALHIV, Children and young adolescents living with HIV; DTG, Dolutegravir; DRT, Drug resistance testing; EID, Early infant diagnosis; EAC, Enhanced adherence

counselling; HIV - Human immune deficiency virus; KENPHIA, Kenya Population-based HIV Impact Assessment; PLHIV, Persons living with HIV; UNAIDS, United Nations program on HIV/AIDS; UoN, University of Nairobi; VL, Viral load; WHO, World Health organization

References

1. UNAIDS_FactSheet_en (1).pdf.
2. HIV-estimates-report-Kenya-20182.pdf.
3. Afrane AKA, Goka BQ, Renner L, Yawson AE, Alhassan Y, Owiafe SN, et al. HIV virological non-suppression and its associated factors amongst children on antiretroviral therapy at a major paediatric treatment centre in Southern Ghana: a cross-sectional study [Internet]. In Review; 2021 May [cited 2021 Jul 2]. Available from: <https://www.researchsquare.com/article/rs-448212/v1>
4. Nabukeera S, Kagaayi J, Makumbi FE, Mugerwa H, Matovu JKB. Factors associated with virological non-suppression among HIV-positive children receiving antiretroviral therapy at the Joint Clinical Research Centre in Lubowa, Kampala Uganda. Torpey K, editor. PLOS ONE [Internet]. 2021 Jan 27 [cited 2021 Jul 2];16(1):e0246140. Available from: <https://dx.plos.org/10.1371/journal.pone.0246140>
5. van Dijk JH, Sutcliffe CG, Munsanje B, Sinywimaanzi P, Hamangaba F, Thuma PE, et al. HIV-Infected Children in Rural Zambia Achieve Good Immunologic and Virologic Outcomes Two Years after Initiating Antiretroviral Therapy. Myer L, editor. PLoS ONE [Internet]. 2011 Apr 28 [cited 2023 Jan 9];6(4):e19006. Available from: <https://dx.plos.org/10.1371/journal.pone.0019006>
6. Moyo S, Ncube RT, Shewade HD, Ngwenya S, Ndebele W, Takarinda KC, et al. Children and adolescents on anti-retroviral therapy in Bulawayo, Zimbabwe: How many are virally suppressed by month six? F1000Research [Internet]. 2020 Mar 16 [cited 2023 Jan 9];9:191. Available from: <https://f1000research.com/articles/9-191/v1>
7. KENPHIA-2018-PREL-REP-2020-HR3-final.pdf.
8. Crowell CS, Huo Y, Tassiopoulos K, Malee KM, Yogev R, Hazra R, et al. Early viral suppression improves neurocognitive outcomes in HIV-infected children. AIDS [Internet]. 2015 Jan 28 [cited 2021 Nov 1];29(3):295–304. Available from: <https://journals.lww.com/00002030-201501280-00005>
9. Bulage L, Ssewanyana I, Nankabirwa V, Nsubuga F, Kihembo C, Pande G, et al. Factors Associated with Virological Non-suppression among HIV-Positive Patients on Antiretroviral Therapy in Uganda, August 2014–July 2015. BMC Infect Dis [Internet]. 2017 Dec [cited 2021 Jul 2];17(1):326. Available from: <https://bmcinfectdis.biomedcentral.com/articles/10.1186/s12879-017-2428-3>

10. Beima-Sofie KM, Brandt L, Hamunime N, Shepard M, Uusiku J, John-Stewart GC, et al. Pediatric HIV Disclosure Intervention Improves Knowledge and Clinical Outcomes in HIV-Infected Children in Namibia. *JAIDS J Acquir Immune Defic Syndr* [Internet]. 2017 May 1 [cited 2021 Aug 26];75(1):18–26. Available from: <https://journals.lww.com/00126334-201705010-00004>
11. Smith C, Gengiah TN, Yende-Zuma N, Upfold M, Naidoo K. Assessing Adherence to Antiretroviral Therapy in a Rural Paediatric Cohort in KwaZulu-Natal, South Africa. *AIDS Behav* [Internet]. 2016 Nov [cited 2023 Jan 6];20(11):2729–38. Available from: <http://link.springer.com/10.1007/s10461-016-1419-5>
12. Smith Fawzi MC, Eustache E, Oswald C, Surkan P, Louis E, Scanlan F, et al. Psychosocial Functioning Among HIV-Affected Youth and Their Caregivers in Haiti: Implications for Family-Focused Service Provision in High HIV Burden Settings. *AIDS Patient Care STDs* [Internet]. 2010 Mar [cited 2021 Nov 18];24(3):147–58. Available from: <http://www.liebertpub.com/doi/10.1089/apc.2009.0201>
13. Amani-Bosse C, Dahourou DL, Malateste K, Amorissani-Folquet M, Coulibaly M, Dattéz S, et al. Virological response and resistances over 12 months among HIV-infected children less than two years receiving first-line lopinavir/ritonavir-based antiretroviral therapy in Cote d'Ivoire and Burkina Faso: the MONOD ANRS 12206 cohort. *J Int AIDS Soc* [Internet]. 2017 [cited 2021 Aug 26];20(1):21362. Available from: <http://doi.wiley.com/10.7448/IAS.20.01.21362>
14. Kiambu-CIDP-2018-2022.pdf.
15. Integrated Dashboard [Internet]. [cited 2023 Oct 21]. Available from: <https://hiv-dashboards.nascop.org/>
16. World Health Organization. Consolidated guidelines on the use of antiretroviral drugs for treating and preventing HIV infection: recommendations for a public health approach [Internet]. 2nd ed. Geneva: World Health Organization; 2016 [cited 2023 Oct 18]. 429 p. Available from: <https://iris.who.int/handle/10665/208825>
17. Gaifer Z, Boulassel MR. Low-Level Viremia Predicts Virological Failure in HIV-Infected Omani Patients Receiving Antiretroviral Therapy. *J Int Assoc Provid AIDS Care JIAPAC* [Internet]. 2020 Jan 1 [cited 2023 Aug 6];19:232595822097981. Available from: <http://journals.sagepub.com/doi/10.1177/2325958220979817>
18. Mwau M, Syeunda CA, Adhiambo M, Bwana P, Kithinji L, Mwende J, et al. Scale-up of Kenya's national HIV viral load program: Findings and lessons learned. Charpentier C, editor. *PLOS ONE* [Internet]. 2018 Jan 11 [cited 2021 Nov 18];13(1):e0190659. Available from: <https://dx.plos.org/10.1371/journal.pone.0190659>
19. Ásbjörnsdóttir KH, Hughes JP, Wamalwa D, Langat A, Slyker JA, Okinyi HM, et al. Differences in virologic and immunologic response to antiretroviral therapy among HIV-1-infected infants and children. *AIDS* [Internet]. 2016 Nov 28 [cited 2021 Nov 17];30(18):2835–43. Available from: <https://journals.lww.com/00002030-201611280-00012>
20. VLS-STUDY-2021.pdf.

21. O'Connor J, Smith C, Lampe FC, Johnson MA, Chadwick DR, Nelson M, et al. Durability of viral suppression with first-line antiretroviral therapy in patients with HIV in the UK: an observational cohort study. *Lancet HIV* [Internet]. 2017 Jul [cited 2023 Feb 7];4(7):e295–302. Available from: <https://linkinghub.elsevier.com/retrieve/pii/S235230181730053X>
22. Haberer J, Mellins C. Pediatric adherence to HIV antiretroviral therapy. *Curr HIV/AIDS Rep* [Internet]. 2009 Nov [cited 2023 Feb 7];6(4):194–200. Available from: <http://link.springer.com/10.1007/s11904-009-0026-8>
23. Clay PG, Nag S, Graham CM, Narayanan S. Meta-Analysis of Studies Comparing Single and Multi-Tablet Fixed Dose Combination HIV Treatment Regimens. *Medicine (Baltimore)* [Internet]. 2015 Oct [cited 2023 Feb 7];94(42):e1677. Available from: <https://journals.lww.com/00005792-201510030-00026>
24. Fetzer BC, Mupenda B, Lusiana J, Kitetele F, Golin C, Behets F. Barriers to and Facilitators of Adherence to Pediatric Antiretroviral Therapy in a Sub-Saharan Setting: Insights from a Qualitative Study. *AIDS Patient Care STDs* [Internet]. 2011 Oct [cited 2023 Feb 7];25(10):611–21. Available from: <http://www.liebertpub.com/doi/10.1089/apc.2011.0083>
25. Müller AD, Bode S, Myer L, Stahl J, von Steinbüchel N. Predictors of adherence to antiretroviral treatment and therapeutic success among children in South Africa. *AIDS Care* [Internet]. 2011 Feb [cited 2023 Feb 7];23(2):129–38. Available from: <https://www.tandfonline.com/doi/full/10.1080/09540121003758523>
26. Chhim K, Mburu G, Tuot S, Sopha R, Khol V, Chhoun P, et al. Factors associated with viral non-suppression among adolescents living with HIV in Cambodia: a cross-sectional study. *AIDS Res Ther* [Internet]. 2018 Dec [cited 2021 Jul 2];15(1):20. Available from: <https://aidsrestherapy.biomedcentral.com/articles/10.1186/s12981-018-0205-z>
27. Zanoni BC, Phungula T, Zanoni HM, France H, Feeney ME. Impact of tuberculosis cotreatment on viral suppression rates among HIV-positive children initiating HAART. *AIDS* [Internet]. 2011 Jan 2 [cited 2021 Nov 18];25(1):49–55. Available from: <https://journals.lww.com/00002030-201101020-00006>
28. Ssebunya R, Wanyenze RK, Lukolyo H, Mutto M, Kisitu G, Amuge P, et al. Antiretroviral therapy initiation within seven days of enrolment: outcomes and time to undetectable viral load among children at an urban HIV clinic in Uganda. *BMC Infect Dis* [Internet]. 2017 Dec [cited 2023 Jan 6];17(1):439. Available from: <http://bmcinfectdis.biomedcentral.com/articles/10.1186/s12879-017-2550-2>
29. Nasuuna E, Kigozi J, Babirye L, Muganzi A, Sewankambo NK, Nakanjako D. Low HIV viral suppression rates following the intensive adherence counseling (IAC) program for children and adolescents with viral failure in public health facilities in Uganda. *BMC Public Health* [Internet]. 2018 Dec [cited 2023 Feb 7];18(1):1048. Available from: <https://bmcpublichealth.biomedcentral.com/articles/10.1186/s12889-018-5964-x>
30. Laxmeshwar C, Acharya S, Das M, Keskar P, Pazare A, Ingole N, et al. Routine viral load monitoring and enhanced adherence counselling at a public ART centre in Mumbai, India. Ahmad N, editor. *PLOS ONE* [Internet]. 2020 May 5 [cited 2023 Jan 19];15(5):e0232576. Available from: <https://dx.plos.org/10.1371/journal.pone.0232576>

31. Impaact-p1093-informs-fda-decision-approve-first-ever-dolutegravir-dispersible-tablet.htm. - Google Search [Internet]. [cited 2022 Feb 15]. Available from: <https://www.google.com/search?q=Impaact-p1093-informs-fda-decision-approve-first-ever-dolutegravir-dispersible-tablet.htm.+&sxsrf=APq-WBupmjMNCZxvH59jM0tp0RvMYwoB-Q%3A1644926591321&ei=f5YLYuH-EpDqkgWgjlrACw&ved=0ahUKEwihuqCJ1YH2AhUQtaQKHSCGArgQ4dUDCA4&uact=5&oq>
32. Roberts T, Cohn J, Bonner K, Hargreaves S. Scale-up of Routine Viral Load Testing in Resource-Poor Settings: Current and Future Implementation Challenges: Table 1. *Clin Infect Dis* [Internet]. 2016 Apr 15 [cited 2021 Jul 10];62(8):1043–8. Available from: <https://academic.oup.com/cid/article-lookup/doi/10.1093/cid/ciw001>
33. Sigaloff KCE, Hamers RL, Wallis CL, Kityo C, Siwale M, Ive P, et al. Unnecessary Antiretroviral Treatment Switches and Accumulation of HIV Resistance Mutations; Two Arguments for Viral Load Monitoring in Africa. *JAIDS J Acquir Immune Defic Syndr* [Internet]. 2011 Sep 1 [cited 2021 Jul 10];58(1):23–31. Available from: <https://journals.lww.com/00126334-201109010-00004>
34. Mermin J, Ekwaru JP, Were W, Degerman R, Bunnell R, Kaharuzza F, et al. Utility of routine viral load, CD4 cell count, and clinical monitoring among adults with HIV receiving antiretroviral therapy in Uganda: randomised trial. *BMJ* [Internet]. 2011 Nov 9 [cited 2023 Feb 17];343(nov09 2):d6792–d6792. Available from: <https://www.bmj.com/lookup/doi/10.1136/bmj.d6792>
35. Switching to second-line antiretroviral therapy in resource-limited settings: comparison of programmes with and without viral load monitoring. *AIDS* [Internet]. 2009 Sep 10 [cited 2023 Feb 17];23(14):1867–74. Available from: <https://journals.lww.com/00002030-200909100-00009>
36. Phillips AN, Pillay D, Garnett G, Bennett D, Vitoria M, Cambiano V, et al. Effect on transmission of HIV-1 resistance of timing of implementation of viral load monitoring to determine switches from first to second-line antiretroviral regimens in resource-limited settings. *AIDS* [Internet]. 2011 Mar 27 [cited 2023 Feb 17];25(6):843–50. Available from: <https://journals.lww.com/00002030-201103270-00015>
37. Billioux A, Nakigozi G, Newell K, Chang LW, Quinn TC, Gray RH, et al. Durable Suppression of HIV-1 after Virologic Monitoring-Based Antiretroviral Adherence Counseling in Rakai, Uganda. Harrigan PR, editor. *PLOS ONE* [Internet]. 2015 May 26 [cited 2023 Feb 17];10(5):e0127235. Available from: <https://dx.plos.org/10.1371/journal.pone.0127235>
38. Jobanputra K, Parker LA, Azih C, Okello V, Maphalala G, Kershberger B, et al. Factors Associated with Virological Failure and Suppression after Enhanced Adherence Counselling, in Children, Adolescents and Adults on Antiretroviral Therapy for HIV in Swaziland. Paraskevis D, editor. *PLOS ONE* [Internet]. 2015 Feb 19 [cited 2021 Aug 24];10(2):e0116144. Available from: <https://dx.plos.org/10.1371/journal.pone.0116144>
39. Keiser O, Chi BH, Gsponer T, Boule A, Orrell C, Phiri S, et al. Outcomes of antiretroviral treatment in programmes with and without routine viral load monitoring in southern Africa. *AIDS* [Internet]. 2011 Sep 10 [cited 2023 Feb 17];25(14):1761–9. Available from: <https://journals.lww.com/00002030-201109100-00010>
40. Laurent C, Kouanfack C, Laborde-Balen G, Aghokeng AF, Mbougua JBT, Boyer S, et al. Monitoring of HIV viral loads, CD4 cell counts, and clinical assessments versus clinical

monitoring alone for antiretroviral therapy in rural district hospitals in Cameroon (Stratall ANRS 12110/ESTHER): a randomised non-inferiority trial. *Lancet Infect Dis* [Internet]. 2011 Nov [cited 2023 Feb 17];11(11):825–33. Available from: <https://linkinghub.elsevier.com/retrieve/pii/S1473309911701682>

41. Calmy A, Ford N, Hirschel B, Reynolds SJ, Lynen L, Goemaere E, et al. HIV Viral Load Monitoring in Resource-Limited Regions: Optional or Necessary? *Clin Infect Dis* [Internet]. 2007 Jan [cited 2023 Feb 17];44(1):128–34. Available from: <https://academic.oup.com/cid/article-lookup/doi/10.1086/510073>

42. Lecher S, Ellenberger D, Kim AA, Fonjungo PN, Agolory S, Borget MY, et al. Scale-up of HIV Viral Load Monitoring — Seven Sub-Saharan African Countries. *MMWR Morb Mortal Wkly Rep* [Internet]. 2015 Nov 27 [cited 2023 Nov 16];64(46):1287–90. Available from: <http://www.cdc.gov/mmwr/preview/mmwrhtml/mm6446a3.htm>

43. Roberts T, Bygrave H, Fajardo E, Ford N. Challenges and opportunities for the implementation of virological testing in resource-limited settings. *J Int AIDS Soc* [Internet]. 2012 Apr [cited 2023 Nov 16];15(2):17324. Available from: <https://onlinelibrary.wiley.com/doi/10.7448/IAS.15.2.17324>

44. Stevens WS, Marshall TM. Challenges in Implementing HIV Load Testing in South Africa. *J Infect Dis* [Internet]. 2010 Apr 15 [cited 2023 Nov 16];201(s1):S78–84. Available from: <https://academic.oup.com/jid/article-lookup/doi/10.1086/650383>

45. Chatterjee A, Tripathi S, Gass R, Hamunime N, Panha S, Kiyaga C, et al. Implementing services for Early Infant Diagnosis (EID) of HIV: a comparative descriptive analysis of national programs in four countries. *BMC Public Health* [Internet]. 2011 Dec [cited 2023 Nov 16];11(1):553. Available from: <https://bmcpublichealth.biomedcentral.com/articles/10.1186/1471-2458-11-553>

46. Jobanputra K, Parker LA, Azih C, Okello V, Maphalala G, Jouquet G, et al. Impact and Programmatic Implications of Routine Viral Load Monitoring in Swaziland. *JAIDS J Acquir Immune Defic Syndr* [Internet]. 2014 Sep 1 [cited 2023 Feb 17];67(1):45–51. Available from: <https://journals.lww.com/00126334-201409010-00008>

47. Hoffmann CJ, Charalambous S, Sim J, Ledwaba J, Schwikkard G, Chaisson RE, et al. Viremia, Resuppression, and Time to Resistance in Human Immunodeficiency Virus (HIV) Subtype C during First-Line Antiretroviral Therapy in South Africa. *Clin Infect Dis* [Internet]. 2009 Dec 15 [cited 2023 Feb 17];49(12):1928–35. Available from: <https://academic.oup.com/cid/article-lookup/doi/10.1086/648444>

48. Gupta RK, Gregson J, Parkin N, Haile-Selassie H, Tanuri A, Andrade Forero L, et al. HIV-1 drug resistance before initiation or re-initiation of first-line antiretroviral therapy in low-income and middle-income countries: a systematic review and meta-regression analysis. *Lancet Infect Dis* [Internet]. 2018 Mar [cited 2023 Feb 17];18(3):346–55. Available from: <https://linkinghub.elsevier.com/retrieve/pii/S1473309917307028>

49. Ssempijja V, Nakigozi G, Chang L, Gray R, Wawer M, Ndyababo A, et al. Rates of switching to second-line antiretroviral therapy and impact of delayed switching on immunologic, virologic, and mortality outcomes among HIV-infected adults with virologic failure in Rakai, Uganda. *BMC*

Infect Dis [Internet]. 2017 Dec [cited 2023 Feb 22];17(1):582. Available from: <https://bmcinfectdis.biomedcentral.com/articles/10.1186/s12879-017-2680-6>

50. Petersen ML, Tran L, Geng EH, Reynolds SJ, Kambugu A, Wood R, et al. Delayed switch of antiretroviral therapy after virologic failure associated with elevated mortality among HIV-infected adults in Africa. *AIDS* [Internet]. 2014 Sep 10 [cited 2023 Feb 22];28(14):2097–107. Available from: <https://journals.lww.com/00002030-201409100-00011>

51. Glass TR, Motaboli L, Nsakala B, Leretholi M, Vanobberghen F, Amstutz A, et al. The viral load monitoring cascade in a resource-limited setting: A prospective multicentre cohort study after introduction of routine viral load monitoring in rural Lesotho. Apetrei C, editor. *PLOS ONE* [Internet]. 2019 Aug 28 [cited 2023 Feb 17];14(8):e0220337. Available from: <https://dx.plos.org/10.1371/journal.pone.0220337>

52. Kadima J, Patterson E, Mburu M, Blat C, Nyanduko M, Bukusi EA, et al. Adoption of routine virologic testing and predictors of virologic failure among HIV-infected children on antiretroviral treatment in western Kenya. Jobanputra K, editor. *PLOS ONE* [Internet]. 2018 Nov 9 [cited 2021 Nov 13];13(11):e0200242. Available from: <https://dx.plos.org/10.1371/journal.pone.0200242>

53. Sigaloff KC, Calis JC, Geelen SP, van Vugt M, de Wit TFR. HIV-1-resistance-associated mutations after failure of first-line antiretroviral treatment among children in resource-poor regions: a systematic review. *Lancet Infect Dis* [Internet]. 2011 Oct 1 [cited 2023 Mar 2];11(10):769–79. Available from: [https://doi.org/10.1016/S1473-3099\(11\)70141-4](https://doi.org/10.1016/S1473-3099(11)70141-4)

54. Chohan BH, Tapia K, Benki-Nugent S, Khasimwa B, Ngayo M, Maleche-Obimbo E, et al. Nevirapine Resistance in Previously Nevirapine-Unexposed HIV-1-Infected Kenyan Infants Initiating Early Antiretroviral Therapy. *AIDS Res Hum Retroviruses* [Internet]. 2015 Aug 1 [cited 2023 Mar 2];31(8):783–91. Available from: <https://doi.org/10.1089/aid.2014.0370>