

1 **Impact of health systems interventions in primary health**
2 **settings on type 2 diabetes care and health outcomes**
3 **among adults in West Africa: a systematic review**

4

5

6 Eugene Paa Kofi Bondzie^{1*}, Kezia Amarteyfio^{1¶}, Yasmin Jahan^{2¶}, Nana Efua Enyimayew Afun^{1¶}, Mary
7 Pomaa Agyekum^{3¶}, Ludovic Tapsoba^{4¶}, Dina Balabanova^{2¶}, Tolib Mirzoev^{2&}, Irene Ayepong^{1&}

8 ¹Ghana College of Physicians and Surgeons, Accra, Ghana

9 ²London School of Hygiene and Tropical Medicine, London, United Kingdom

10 ³Dodowa Health Research Centre, Box DD1, Dodowa, Accra Ghana

11 ⁴Catholic University of West Africa at Bobo-Dioulasso, Burkina Faso

12

13 *Corresponding Author

14 Email: eugenebondzie@gmail.com (EPKB)

15

16 [¶]These authors contributed equally to this work

17 [&]These authors also contributed equally to this work

18

19

20 **Abstract**

NOTE: This preprint reports new research that has not been certified by peer review and should not be used to guide clinical practice.

21 Type 2 diabetes is ambulatory care sensitive and adequate outpatient primary care supported by
22 strong functional health systems can reduce avoidable complications and related mortality. A large
23 body of published evidence exists on pharmacological agents and non- pharmacological interventions
24 for the management of type 2 diabetes. However, the evidence on health systems' ability to support
25 patients' primary care needs, especially in West Africa, where non-communicable disease (NCD) is an
26 increasingly important part of the disease burden is uncertain. This systematic review explores the
27 current published evidence on health systems interventions to support primary health facilities for
28 type 2 diabetes care and impact on health outcomes, service access and quality in West Africa. The
29 World Health Organization health systems building blocks and other post building blocks health
30 systems frameworks guided our search and analysis. Only three pilot studies, including two
31 randomized controlled trials and one pre-post study, met all our first inclusion criteria. However, we
32 included 12 other studies which did not meet all the inclusion criteria but reported on a health system
33 intervention for complete analysis: (The criteria were expanded to include studies conducted outside
34 primary care settings. The rationale was that findings from such studies may influence primary care.
35 Also, non-randomized control trials were later included). Our results showed that interventions with
36 significant impact on glycemic control, treatment adherence, health literacy, and other associated
37 outcomes addressed intersections between the individual health system blocks/areas. Thus, four
38 cross-cutting themes related to the building blocks were found during analysis. The first theme was
39 on interventions targeting the availability of trained health workers and the quality of their services;
40 the second was on interventions targeting institutional infrastructure and resources for management;
41 the third was on interventions targeting leadership and organizational culture and; the fourth was
42 interventions targeting relationships among stakeholders. A fifth theme highlighting patients and
43 family empowerment for type 2 diabetes control was also found in most of the interventions.

44 **Conclusion:** These findings confirm that the rising burden of non-communicable diseases in West
45 Africa, particularly type 2 diabetes, can be tackled by strong functional primary healthcare systems.

46

47

48 **Introduction**

49 Type 2 diabetes, formerly known as adult-onset diabetes, is a major global public health problem (1).
50 It is characterized by high blood glucose, insulin resistance and a relative lack of insulin and it manifests
51 with symptoms of increased thirst, frequent urination, weight loss and sometimes increased hunger
52 (2). Long-term complications include ischemic heart disease, retinopathy, nephropathy and limb
53 amputations (3). Until recently, it was thought to affect adults who were middle-aged, or older but
54 contemporary trends have shown an increased incidence in young people (4). Reports from
55 epidemiological studies suggest that adults aged 20-79 years living with type 2 diabetes are about
56 10.5% of the world's population (5). In Sub-Saharan Africa, the disease is estimated to increase by
57 129% by 2045 due to an increase in population and rapid urbanization (5). This phenomenon is
58 worsened by the substantial number of undiagnosed individuals living with the disease. According to
59 the International Diabetes Federation (IDF) Atlas, people with undiagnosed diabetes in the African
60 region represent the highest comparative proportions worldwide, currently at 54% and expected to
61 increase by 2045 (5). Consequently, the number of diabetes-related deaths was reported at 416,000
62 compared with 111,100 deaths in Europe. West African countries have estimated prevalence rates of
63 3.7% in Nigeria (6), 3.95% in Ghana (7) and 1.7% in Burkina Faso (8). Despite these numbers, glycemic
64 control is still suboptimal (9–11). Regulating blood glucose concentration is essential to prevent severe
65 complications (12). Type 2 diabetes mellitus is ambulatory care sensitive and good primary care can
66 prevent these complications, avoid premature death, and ensure a reasonable quality of life (13,14).
67 Studies suggest that offering prompt referral and reviews to patients with ambulatory care sensitive
68 conditions (ACSC) decreases the rate of complications and emergency visits (15,16).
69 Though a large body of published evidence exists on pharmacological agents and non-
70 pharmacological interventions in regulating blood glucose concentration, the health systems' ability
71 to support high-quality primary care in meeting patients' needs may be inadequate (2,17–21). The

72 essential management of non-communicable diseases (NCDs), particularly diabetes, has been
73 postulated to depend largely on functioning health systems (22). Effective primary healthcare systems
74 can improve the delivery of diabetes care and promote patient’s access and use of quality services
75 including access to medications, health facilities and specialists, with an overall impact on glycemic
76 control and other associated outcomes (20,23,24). The primary healthcare system in West Africa is
77 oriented towards managing communicable diseases, while NCD management seems less prioritized
78 (9–11). Healthcare policies and intervention programs mainly exist on paper in many parts of the
79 region (25–27). Primary health care facilities are ill-prepared to implement essential interventions for
80 NCD control. Results from assessment surveys show a lack of essential medicines, basic equipment
81 and diagnostics; lack of qualified trained personnel; and poor referral systems for the management of
82 diabetes (28–31).

83 The health system according to the World Health Organization (WHO) consists of all organizations,
84 people and actions whose primary intent is to promote, restore or support health (32). There are
85 several frameworks proposed for describing and analysing health systems in the literature. Across
86 these frameworks, “health” of individuals through life, often measured in terms of fatal and non-fatal
87 outcomes, is considered as the defining goal of health systems. The WHO building blocks framework
88 (Fig 1), identified as key in determining the ability of health systems to deliver its intrinsic goal of
89 health, uses resources such as human, infrastructure, equipment, tools and supplies; and financing
90 arrangements, health information systems, governance or stewardship, medicines and technology to
91 summarize the health system. (33) Subsequent frameworks (34–38) have built on and carried the
92 conceptual thinking further. The framework by Witter et al, describes mechanisms of change within
93 the health system blocks/areas, suggests the implementation process goals and outlines the final
94 desired outcomes (Fig 2) (38). Also, increasingly recognized as key in the determinants of the
95 functioning of health systems are people within health systems their power and how they choose to
96 exercise it; and the processes they set up and use to run the health system (39). People are central to
97 and drive health systems like the way in which the software drives computer systems or hardware.

98 Power and influence in organizations are “the capacity to effect (or affect) organizational outcomes”;
99 “to get desired things done, to effect outcomes – actions and the decisions that precede them”(39)
100 In health systems, depending on people, their power, interests, networks, relationships etc., there will
101 be variation in performance even with the same hardware or building blocks. Thus, the strength of
102 the health system can be attributed to synergistic effect of the building blocks which serve as the
103 hardware components of the computer, and the people, processes and power which serve as the
104 operating systems and software on which the computer runs smoothly.

105 In this systematic review, we drew on the WHO six building blocks as an analytical framework to
106 describe the health system, in six core functional components/areas of service delivery, health
107 workforce, supply chain, health information systems, financing and governance (33). Evidence
108 suggests these core components are useful for assessing the process of strengthening the health
109 systems (40,41). Strategies that promote any of these components of the health system or across
110 integration of the domains are described as health system intervention and have been proven to have
111 significant impact on the outcome of a health condition in the African setting (40). In addition, we
112 drew on post building block frameworks, applying the mechanisms of change in the Witter et al
113 framework and a descriptive approach by Byiringiro et al (40) to define the health system
114 interventions and health outcomes.

115 This current systematic review provides a summary of established interventions/ pilot interventions
116 to enhance the availability, delivery, accessibility and quality of primary healthcare for type 2 diabetes
117 in West Africa; and explores the effectiveness of these system-level interventions on some patient
118 outcomes; glycemic control, disease awareness and treatment adherence.

119 Results from this study feeds into strengthening or co-production of interventions for NCDs in three
120 West African countries; Ghana, Burkina Faso and Niger, as part of the ongoing Project for NCD Control
121 in West Africa (Stop NCD Research) funded by the National Institute of Health and Research (NIHR).

122

123 **Fig 1. The WHO health systems framework. Image credit: WHO website (23)**

124 **Fig 2. Witter et al, 2019 health systems framework (38)**

125

126 **Objectives**

127 1. To identify the health system interventions that influence the availability, accessibility, delivery and
128 quality of type 2 diabetes care among adults in West Africa.

129 2. To explore the evidence on the effectiveness of these system-level interventions on glycemic
130 control, awareness and treatment adherence.

131 3. To explore the impact of these system-level interventions on any associated health outcomes (e.g.,
132 reduction in diabetes complications, financial risk protection etc.)

133

134

135 **Methods**

136 We conducted this review following the reporting guidance provided in the Preferred Reporting Items
137 for Systematic Reviews and Meta-Analyses (PRISMA) (41) between August 2023 to March 2024. The
138 study protocol was registered on PROSPERO (Reg. number: CRD42023439897) (S1. Text).

139

140 **Inclusion and exclusion criteria**

141 Studies were eligible for inclusion if they;

- 142 • Were conducted among West African adults (aged 18 years or more) with type 2 diabetes,
- 143 • Reported on already set up interventions/ pilot interventions targeted at improving the
144 availability, delivery, accessibility or quality of health care for type 2 diabetes,
- 145 • Explored the impact of interventions on glycemic control, disease awareness, treatment
146 adherence or associated healthcare outcomes.

- 147 • We first included only articles with robust study designs (randomized control study designs (RCTs)
148 clinical control trials (CCTs) or pre-post/quasi experimental study designs) to show causality. Other
149 studies (Cross-sectional studies, cohort studies, case-control studies etc.) that evaluated a health
150 system intervention were later included in our expanded scope and the explanation provided for
151 such inclusion.
- 152 • Articles published in English or French from the year 2000 were eligible. This publication time limit
153 was selected to encompass studies that would have likely benefited from recent developments
154 and improvements in RCTs, CCTs and quasi-experimental studies.
- 155 • Case series and gray literature (e.g., books, commentary, dissertations, conference proceedings,
156 modeling and simulation studies) were excluded.
- 157 • Studies on gestational diabetes (since its natural history varies significantly from type 2 diabetes),
158 and type 1 diabetes were excluded.

159

160 **Description of interventions**

161 The interventions were considered as system-level if they addressed any, or all the health system
162 areas described by the health system building blocks in the following ways;

- 163 • Service delivery. We considered the studies to address this aspect of the health systems if the
164 target of the intervention was to enhance patients access to health services for diabetes like
165 screening, health education, treatment, and follow-up, either through equitable distribution of
166 care services, reduction of out-patient waiting time, revision of time allocated for services, or
167 integrating the delivery of diabetes care with other established health services like HIV or TB.
- 168 • Health workforce/human resource. Interventions of interest include strategies to increase the
169 number of providers, improve provider knowledge and implementation of diabetes management
170 guidelines, address provider decision support systems, promote teamwork, and institute task

171 sharing and/or task-shifting strategies to include providers who do not normally perform certain
172 diabetes management tasks like prescribing medications.

173 • Supply chain. In this aspect of the health systems, we looked to include studies with interventions
174 that target enhancing the ability of the procurement systems to ensure the availability of anti-
175 diabetic medications, availability and maintenance of calibrated glucometers, availability of
176 consumables to conduct screening and other diabetes investigations, patient follow-up
177 technologies like use of short message systems, and treatment guidelines.

178 • Health information systems. Interventions that explore the use of patient registries and
179 information between patients and providers and among providers were considered.

180 • Financing. Interventions aimed at reducing patients' out-of-pocket spending or funding of
181 diabetes care at the health facilities through national and sub-national spending on health
182 insurance premiums, or other relevant financial reliefs were considered.

183 • Governance. We looked to include studies with interventions to promote a facility's leadership
184 awareness of the burden of poor diabetes management, or if the intervention used strategic
185 planning and implementation of national diabetes management protocols in a health care facility,
186 or explored the accountability measures at the health facility, or applied regular performance.

187 • Additionally, any interventions that influenced patients'/ peoples' power/interest/ process of
188 decision-making towards health outcomes were considered (e.g., Patient self-management
189 education, relative support etc.). These are interventions that address the centrality of people in
190 health systems.

191

192 **Operational Definitions**

1931. Glycemic control. Defined by the American College of Endocrinologists as glycated hemoglobin (HbA1c
194 %) levels below 7% or fasting blood sugar levels below 110mg/dl (6.1 mmol/l) (12).

1952. Diabetes awareness. We describe as knowledge about clinically diagnosed diabetes, either with HbA1c
196 or fasting blood sugar levels and knowledge about the natural history of diabetes, including prevention
197 risk factors and complications as well as its management by any person or organization.

1983. Treatment Adherence. Defined as consistently following a treatment plan (either an oral anti-diabetic
199 or insulin, or a lifestyle plan) as prescribed/advised/implemented by a health care provider (42).

200

201 **Search Strategy**

202 Using the following keywords and their medical subject headings (“Health Services,” “Health Policy,”
203 “National Health Programs,” Delivery of Health care,” “Primary Health Care,” “Health Facilities,”
204 “Health Care Facilities, Manpower, and Services,” “Healthcare Financing,” “Insurance, Health,
205 Reimbursement, “Health Information Systems,” “Equipment and Supplies”, “Task sharing”); and
206 intersected with type 2 diabetes (“Diabetes mellitus, type 2,” “Glycemic Control,” “Diabetes
207 Complications,” “Hyperglycemia,”) and individual West African countries, we searched PubMed,
208 Google scholar and Cumulated Index to Nursing and Allied Health Literature (CINAHL) between
209 January 2000 to January, 2024, and Cairn. info from the start to January 2024. (S1. File)

210

211 **Study selection**

212 The literature search results were transported to Rayyan software (43), and the screening of titles and
213 abstracts of articles were conducted by a pair of independent reviewers. Subsequently, conflicts were
214 resolved through discussions. A pair of reviewers conducted full-text screening and final extraction of
215 the included articles.

216

217 **Data extraction**

218 A data extraction form was created in Microsoft Excel. A pair of reviewers independently extracted
219 data on the first author, year of publication, country, study design, sample size, sample population,
220 study site, type of intervention, health system domain and intervention explored, and outcomes.

221

222 **Risk of Bias Assessment**

223 The Cochrane risk of bias tool was used to assess the risk of bias and quality of the studies with RCT
224 study design. The studies were scored either as high, low or unclear risk of bias by two independent
225 reviewers based on six domains: selection bias (random sequence generation, allocation
226 concealment); performance bias (blinding of participants and personnel); detection bias (blinding of
227 outcome assessment); attrition (incomplete outcome data); reporting bias (Incomplete reporting);
228 Other bias. The Joanna Briggs Institute quality assessment tool was used to assess the risk of bias in
229 the quasi-experimental studies. Risk of bias in observational studies were assessed using three
230 domains: selection bias; information bias (differential misclassification & non-differential
231 misclassification) and confounding. (S2. File)

232

233 **Analysis and synthesis of findings**

234 To synthesize our findings, we first examined each intervention against the health system
235 domains/building blocks. The health system building blocks were interdependent; interventions in
236 one block had intended or unintended consequences in another block. The process of examining
237 interventions against the building blocks showed that while the building blocks were useful for initial
238 categorization, they were limited in exploring interventions that were dependent on the actions in
239 multiple health system domains. We then classified interventions that cut across more than one
240 health system block/domain under their overarching themes. Two reviewers discussed and adjusted
241 the final overarching themes based on the numbers of articles identifying a particular theme and the
242 strength of the evidence within those articles. Additionally, a separate theme appeared for

243 interventions that influence people’s power and interest in making decisions towards their own health
244 care. The outcomes of the included studies were classified under the following: glycemic control,
245 treatment adherence, disease awareness, and other health outcomes (e.g., social and financial risk
246 protection, quality of life, and protection from complications). We performed an assessment of
247 confidence in the cumulative estimate of effect of interventions on glycemic control, treatment
248 adherence, and disease awareness using the Grading of Recommendations, Assessment,
249 Development, and Evaluation (GRADE) approach (47). Finally, we explored the link between the
250 interventions and outcomes and compared them where applicable using a narrative synthesis.

251

252 **Results**

253 3347 studies were retrieved from the search. After deduplication, we screened 2917 articles based on
254 titles and abstracts. Thirty-four articles were retrieved for full-text reading. After the full-text reading,
255 only 3 studies met the first eligibility criteria (44–46). However, the scope was widened to include 12
256 other studies which had some sort of evaluation on a health system intervention, to allow for a
257 complete thematic analysis. These 12 studies first failed the eligibility criteria because some were
258 conducted with less robust study designs and others, though conducted with robust study designs,
259 did not meet the full inclusion criteria because they were conducted in tertiary-level facilities. A total
260 of 15 articles from Ghana, Nigeria, Guinea-Bissau and Mali were thus included in this review (Fig 3).
261 Six of these were RCTS conducted in Ghana (n= 3) (45,48,49), Nigeria (n=2) (50,51) and Mali (n=1)
262 (44). Four quasi-experimental studies were conducted in Nigeria (n=3) (52–54) and Ghana (n=1) (46).
263 Five cross-sectional studies were conducted in Nigeria (n=4) (55–58) and Guinea-Bissau (n=1) (59). The
264 quality assessment showed a low risk of bias in 3 out of the 15 studies. Five studies were graded as
265 “high”, and the rest were graded as “unclear”. The most common issues on high risk of bias of the
266 RCTS were lack of blinding of participants and personnel, and lack of blinding during outcome
267 assessment. Though it is not workable to blind participants in such health system interventions, a

268 description of the reasons for omitting standard procedures of a study design is necessary. The
 269 geographic representation of included studies by country is shown in Fig 4.

270

271 **Fig 3. PRISMA diagram with the flowchart of study screening and inclusion**

272 **Fig 4. Distribution of studies on health system interventions for type 2 diabetes in West Africa.** Base

273 map credit: <https://www.mapchart.net/africa.html>

274

275 **Health systems interventions explored.**

276 Following the analytical process described earlier, the review findings were divided into four themes
 277 that cut-across the different building blocks of the health system and a fifth theme that underpins
 278 patient/client empowerment, a critical intervention that affects how the other systems work. The
 279 findings on interventions for each individual health system building block in the first stage of the
 280 analysis are presented in S1. Table. The summary of findings of the key cross-cutting themes on health
 281 system interventions for type 2 diabetes are presented in Table 1.

282 Beginning from the first theme, the interventions are presented below:

283

284 **Table 1. Cross-cutting themes.**

Cross-cutting theme	Subthemes	Building blocks involved Number of studies (references)	Outcome across studies (Glycemic control, treatment adherence, disease awareness, other outcomes)	Quality of evidence on glycemic control, adherence and disease awareness using GRADE
Interventions targeting health worker's availability, roles and activities	<ul style="list-style-type: none"> • Training of service providers • Forming multi-professional diabetes teams • Enhancing information sharing • Task sharing • Increasing provider density 	<ul style="list-style-type: none"> • Health Workforce • Health Information • Leadership/ Governance • Supply chain • 8 studies (46,48–50,52,53,55,59) 	<ul style="list-style-type: none"> • Improved glycemic control • Increased provider awareness to standard treatment guidelines • Early detection of complications • Improved patient access to skilled care. 	Moderate quality (due to uncertainty of risk of bias in most studies)

Interventions targeting institutional infrastructure and resources for management	<ul style="list-style-type: none"> Setting up diabetes clinic within health facilities Health Insurance reform Supply of equipment and materials for diagnosis and treatment 	<ul style="list-style-type: none"> Service delivery Supply chain Finance Leadership/Governance 4 studies (46,57–59) 	<ul style="list-style-type: none"> Improved adherence to treatment plans and clinic appointments Improved glycemic control Financial risk protection 	Low quality (due to indirectness and uncertainty of risk of bias in most studies)
Interventions targeting leadership and organizational culture	<ul style="list-style-type: none"> Collaboration between government/non-governmental bodies and health facilities for lesson learning and scale up, commitment and support for type 2 diabetes control Collaboration between health facility leaders and service providers for effective operation of diabetes programs 	<ul style="list-style-type: none"> Leadership/Governance Service delivery Health Information Supply chain 2 studies (46,59) 	<ul style="list-style-type: none"> Increased responsiveness from higher-level stakeholders Improved patient access to screening and diagnosis Higher coverage of interventions No direct measurement of glycemic control/treatment adherence 	Not Applicable
Interventions targeting relationships among stakeholders	<ul style="list-style-type: none"> Increasing provider-patient contact time Enhancing coordination/navigation of care. Strong links and communication between hospital staff Strong links and communication among patients-including peer-to-peer/group discussions 	<ul style="list-style-type: none"> Leadership Service delivery 6 studies (44,51,52,54,56,59) 	<ul style="list-style-type: none"> Improved glycemic control Increased adherence to treatment Increased knowledge and awareness of type 2 diabetes Enhanced quality and safety of type 2 diabetes services. 	High quality
Interventions targeting empowering people (clients)	<ul style="list-style-type: none"> Education on lifestyle modification Self-management education Education on chronic care 	<ul style="list-style-type: none"> Not highlighting building blocks 7 studies (44,45,51,52,54–56) 	<ul style="list-style-type: none"> Variations in impact on glycemic control (some studies showed improved glycemic control, others showed no improvement) Increased health literacy/awareness to type 2 diabetes prevention and treatment Increased adherence to treatment Reduction in stigma Improvement in health-related quality of life 	Moderate quality (due to high risk of bias in most studies)

285
286

287

288 **Interventions targeting health worker’s availability, roles and activities**

289 The first major cross-cutting theme underpins interventions addressing the availability of health
290 workers, their roles and activities towards patient care and improvement of service delivery. This
291 theme highlights interventions that cut-across the health workforce, service delivery supply chain
292 and health information building blocks. Eight studies (46,48–50,52,53,55,59) explored the impact of
293 the following interventions on our outcome measures; training of service providers on evidence-
294 based practices, provision of educational materials and flip charts for workers, provision of
295 equipment and tools to improve diagnosis and treatment, establishment of health information
296 systems to ease information sharing, adherence to guidelines and provision of tools for follow-up.
297 Most of these health workers had some background training in primary care but the interventions
298 which focused on setting up multi-professional diabetes teams and task sharing, had significant
299 impact on glycemetic and non-glycemetic endpoints. In 3 separate pilot studies conducted at health
300 facilities in Nigeria and Ghana, task sharing was recognized as a key strategy to overcome human
301 resource constraint e.g., nurses prescribing medications in areas where there were no physicians,
302 pharmacists providing diet education to diabetics and nurses providing education for chronic care.
303 Consequently, adequate glycemetic control and high treatment compliance were achieved (48,50,53).
304 In one study, an electronic health information system was built in a health facility to prompt
305 clinicians about abnormal laboratory results, provide alerts on patients with elevated risk for
306 diabetes complications and notify physicians to adhere to treatment guidelines. This intervention led
307 to significant improvement in fasting plasma glucose and other cardiovascular risk factors (49).

308

309 **Interventions targeting institutional infrastructure and resources for**

310 **management**

311 The second key theme that emerged underpins interventions addressing physical structures,
312 commodities and funding. These interventions particularly address not only the service delivery
313 health system block but also finance, leadership and supply chain.

314 Space allocation to set up diabetes clinics within existing health facilities and the provision of
315 diabetes test kits were some of the significant interventions found within the studies under this
316 theme (46,59). Allocating specific clinic days and hours for diabetic patients led to an increase in
317 patient-physician contact time, reduction of patient waits times and overall, improvement in
318 compliance to clinic appointments.

319 Health insurance was another important intervention. Patients who were on health insurance and
320 subsidized care plans had better adherence to medications and glycemic control compared to
321 patients who paid out-of-pocket. However, health insurance was only limited to a few patients due
322 to re-imburement challenges (57,58).

323

324 **Interventions targeting leadership and organizational culture**

325 This theme highlights the significant role of leadership and organizational culture in improving the
326 health system. A few studies highlighted the significance of the interest and power of facility heads
327 and hospital staff and political leadership in a health system. The Interventions focused on
328 collaboration with government and non-governmental bodies and facility leaders to improve the
329 management of diabetes. Some studies explored collaboration with facility leaders to provide space
330 to set up diabetic clinics (46,59). Another study explored collaboration between the government,
331 non-governmental bodies and health institutions to obtain diabetic kits, provide insured medications
332 and improve staff quality across various primary health facilities in Ghana (46). General challenges
333 identified include; unwillingness of hospital administrators to release space and trained personnel
334 for the establishment of diabetes clinics; some hospital labs were unwilling to make the necessary
335 changes in their work schedule to accommodate the newly established diabetes services;
336 breakdown of communication between the ministry of health and the managers of the diabetes

337 management program; several hospitals pharmacies were reluctant to purchase the diabetes kits
338 with reason being it took a long time to sell out.

339

340 **Interventions targeting relationships among stakeholders**

341 Although, the studies were not directly focused on building relationships among stakeholders, our
342 analysis showed various strategies that enhanced relationships between healthcare providers and
343 patients, healthcare providers and patient's care givers, patients and their peers, and finally health
344 staff and health leadership. Strategies like allowing patients to receive care from the same physician
345 over a period, increasing communication time between patients and physicians, and involving care
346 givers during consultation were seen to be beneficial (51,54,56,59). When patients received care
347 from the same physician and had longer consultations, their concerns were addressed, and glycemic
348 control was improved (56). When care givers were involved during patient consultation, their
349 knowledge on diabetes management was increased, stigma was bridged, patients were likely to be
350 adherent to treatment as their families provided them with the needed support, and glycemic
351 control was achieved compared to a control group (54). The peer-to-peer groupings and discussions
352 was another strategy that enhanced communication among patients. They encouraged each other
353 to adhere to self-care practices, appointment times and sometimes discouraged colleagues from
354 seeking traditional care (44,51,52). The relationship between clinic leadership and their staff was
355 improved by effective feedback systems (59).

356

357 **Interventions targeting empowering people (clients).**

358 Seven studies explored interventions empowering people/clients to become decisive and most
359 active participants in their diabetes care (44,45,51,52,54–56). However, there were variations in the
360 impact of the interventions on the outcome measures.

361 A pilot RCT study in Ghana, explored the effect of self-management education on glycated
362 hemoglobin (HbA1C) levels using a one-to-one approach (45). There was a slight decrease in HbA1C
363 levels in both intervention and control groups after 3 months of continuous education (i.e., -0.9% in
364 the intervention group versus -0.3% in the control group). This decrease was not statistically
365 significant. In Mali however, a similar pilot RCT study which followed a grouped based approach to
366 educate diabetic patients on self-management practices resulted in a significant improvement in
367 HbA1C levels after 12 months (44). The reduction in HbA1C levels between baseline and 12 months
368 was higher ($p=0.006$) in the intervention group (-1.05 [Sd=2.0]) than in the control group (-0.15
369 [Sd=1.7]). Additionally, patients' knowledge on the management of hypoglycemia improved after the
370 program.

371 Five studies from Nigeria highlighted significant impact of highly intensive chronic care education on
372 patients' glycemic control, treatment adherence, and quality of life (51,52,54–56).

373 Across all studies, the educational interventions generally consisted of first training of the health
374 providers or making them aware of the need for health education, then one-to-one
375 specific/individualized health education was provided to the participants to address their concerns,
376 side effect of medications, clarification of medication doses, insulin administration, home
377 monitoring of glucose profile, physical activity, diet, and spacing of meals. Although this theme was
378 created during our analysis to highlight the importance of clients' power for diabetes care,
379 interventions had some focus on improving the health workforce (i.e., through service provider
380 training) and the service delivery building blocks of the health system.

381

382

383 **Discussion**

384 This systematic review synthesizes the limited evidence on the impact of already set up
385 interventions and pilot interventions implemented in healthcare systems to improve the availability,

386 delivery, accessibility and quality of type 2 diabetes services as well as patient outcomes in West
387 Africa. Within this limited body of evidence, most of the few studies available did not meet the first
388 strict criteria for our systematic review. Nonetheless, there are ideas that can be derived from these
389 studies about potential interventions to subject to rigorous evaluation.

390 Five cross-cutting themes exploring interventions targeting integrated health systems building blocks
391 and their impact on type 2 diabetes outcomes were used to summarize the findings in this review.
392

393 The first theme highlights interventions that improved health provider's availability and their roles
394 and activities towards type 2 diabetes care. The availability of appropriately trained health workers
395 positively affects the health system (workforce, service delivery, leadership) and improves glycemetic
396 and non-glycemetic outcomes (60,61). The approach to increasing availability of health workers in
397 West Africa may not be straight-forward considering constraints with deployment of health workers
398 and reduction of attrition, willingness of available providers to take up new roles and policies
399 restricting health providers from performing certain activities (62–64).

400 Studies from this review prove practical and effective ways to increase the availability of health
401 providers and enhance their quality-of-service delivery and further correlates with improved patient
402 outcomes. One approach is by training the available health workers in underserved areas to form a
403 diabetes team. This was seen to be very plausible but could be undermined by challenges from the
404 staff including unwillingness to take up new roles, demanding an increase in salaries, complaints of
405 increased workload and lack of equipment to perform their task (46,51,52,55). Another approach is
406 through task sharing. The role of task sharing has been widely studied in the management of NCDs
407 and has been noted to be an important strategy to improve provider-patient ratio (65). This review
408 found non-physician health workers conducting aspects of diabetes care originally reserved for
409 physicians, after they trained to take up such roles. The few studies that explored the impact of task
410 sharing on patient outcomes recorded improved glycemetic control and treatment compliance (48–
411 50,53).

412

413 Institutional infrastructure and resources needed for management are essential to the robustness of
414 a health system. The idea is not only to increase resource availability but also to make resources
415 easily accessible for the marginalized community (66). This theme provides insights into how
416 multiple health system areas affect the availability, accessibility and appropriateness of physical
417 structures, equipment and other resources needed for the management of type 2 diabetes. One
418 approach was setting up specific days for diabetes and hypertension consultations, once a week or
419 twice weekly. No new physical structures were built but space was given, and a day appointed solely
420 for diabetes patients. This led to an increase in patients' adherence to clinic appointment schedules
421 and treatment plans, mainly due to reduction in waiting times and increased physician-patient
422 consultation time; more time was dedicated to counselling patients and addressing their concerns
423 (46,67). One study showed that these interventions could be altered when there was poor in-house
424 coordination or reluctance of hospital leadership to offer space for the establishment of the diabetes
425 clinics (46). Interventions that focused on supply of diagnostic equipment, glucose monitoring
426 devices and test strips, medication and other resources for management were noted to be
427 important for the health system (46). Health insurance, which allows patients to receive subsidized
428 or free diabetic medications is another important intervention. Some studies on health insurance
429 showed positive correlation with glycemic control. However, only a few patients in urban areas had
430 access to a continuous supply of medications. Delays in re-imburement was the major backlash
431 while inability to afford insurance packages played second hand. We found out that only two
432 countries in West Africa supplied free/subsidized diabetes medications under their health insurance
433 policies: Nigeria and Ghana (57,58).

434

435 The fourth theme highlights the role of leadership and organizational culture in a functioning health
436 system towards the management of type 2 diabetes. Effective leadership is important in the
437 implementation of health systems interventions by influencing the extent to which other inputs

438 (e.g., trained health personnel, proper use of resources) work well in the management of chronic
439 diseases (68). Studies found in this review suggest that fostering continuous collaborations and clear
440 and open line communication between facility leaders and government stakeholders can enhance
441 the provision of resources for the management of diabetes (46,67). Added mechanisms for
442 evaluation and lesson-learning among stakeholders at the facility level were seen to be necessary to
443 sustain the quality of diabetes management programs (67).

444

445 In the past and recent times, there has been evidence to support the importance of fostering
446 relationships between stakeholders, particularly between patients and their providers, patient and
447 their peers and hospital leadership and their staff for the management of type 2 diabetes (69–71).
448 Across multiple studies, effective communication and shared decision-making between providers
449 and patients, providers and caregivers and health staff and leadership were found to be important.
450 Effective communication between health providers and caregivers allowed caregivers to understand
451 their client's condition and provide better support to their health care (55). Patients who received
452 personalized care and had their concerns addressed were more compliant with treatment compared
453 to those who received general or usual care (56). Peer-to-peer discussions helped reduce stigma and
454 led to improvement on care-seeking behavior and adherence to treatment (44). It was easy to
455 reconfigure existing structures and routines within facilities where their leaders had fostered
456 effective communication and feedback systems with their staff (67).

457

458 The fifth theme highlights interventions targeting patient's/client empowerment. Noticeable were
459 education on lifestyle modification, education on self-management and education that considered
460 the chronic dimension of diabetes. Patient/client power, preferences and interest are key
461 determinants to a functioning health system, and one clear pathway to empower patients is through
462 health literacy (39,67,72). The process of promoting health literacy may sometimes become
463 complex. People may place different emphasis on the quality of the health literacy interventions, or

464 the tools used to implement the interventions or their longevity and reliability. High quality
465 education for chronic diseases including diabetes follows evidence-based guidelines, uses interactive
466 material and strategies to ensure longevity and usually leads to better health outcomes (67,72–74).
467 In our review, we found significant associations between education on lifestyle modification, disease
468 complication and treatment adherence with improved glycemic control (51,54,56). A few points are
469 worth making note of on how these educational strategies were implemented to achieve maximum
470 impact. First, in most of the studies with the highest impact on glycemic control, the instructors,
471 mostly healthcare staff, were trained to deliver evidence-based guidelines (51,54,56). Second, the
472 education provided was culturally specific and tailored to meet individual patients' needs, including
473 diabetes risk management, recognition of signs and symptoms of complications, medication-related
474 education, nutrition and exercise, health care use even in the absence of symptoms, emotional and
475 stress management, foot and skin care, and psychoeducation to family members so that they could
476 understand the effect of the illness and assist the patient (51,52,54,55). Lastly, these empowerment-
477 based educational sessions were interactive and persisted outside normal clinic hours; patients
478 received both verbal and educational resource materials, they and sometimes their families were
479 allowed to voice their concerns during sessions, provided opportunity to receive continuous
480 education through interactive mobile appointments, record emerging issues after applying what
481 they were taught, and receive solutions as and when needed (51,54,55).

482 The next empowerment-based approach was on diabetes self-management education (DSME)
483 (44,45). By considering the context of the illness, prevailing health practices, and the chronic
484 dimension of the disease, this approach focused on 1) promoting patients' understanding of key
485 concepts in their interactions with their social environment, 2) increasing their knowledge of
486 symptoms, 3) training on glucose self-monitoring and management of hypoglycemia. The impact on
487 glycemic control and other non-glycemic outcomes were however, varied among 2 studies found.
488 One study which followed a grouped-based DSME intervention (44), showed improved glycemic
489 control at the end of 12 months of implementation while another study (45) which followed a one-

490 to-one approach, with sessions lasting for only 6 hours, showed no significant impact between the
491 intervention group and control group after 3 months of intervention. Similar studies globally have
492 shown varying impact on glycemic control, while mostly grouped-based interventions, showed
493 positive impact on glycemic control. In recent systematic reviews of RCTs on the topic (75,76), it was
494 noted that group-based DSME interventions provided a favorable effect on glycemic control
495 compared to one-to-one approach, particularly programs conducted for 10 hours or more (high
496 intensity programs) (77). This is because the group-based approach allows for hands-on participation
497 and interaction among peers to enhance individual understanding and adherence compared to a
498 one-to-one approach (78). Overall engagement in diabetes self-management education results in a
499 statistically significant decrease in HbA1C levels and improves patients' self-management behavior.
500 Our review found robust data suggesting that the high intensity, grouped-based intervention is well
501 suited in the West African context. However, we have little understanding of how intervention
502 components promote behavioral modifications or lifestyle change which may help improve clinical
503 outcomes.

504

505

506

507 **Strengths and limitations**

508 We found pilot interventions and some already implemented interventions to enhance the capacity
509 of type 2 diabetes management in West Africa. We proved cause-and-effect relationship between
510 some health system interventions and patient outcomes by exploring studies with robust study
511 designs. We provided understanding of how most of the interventions are implemented for
512 maximum impact.

513 However, there is a possibility of publication bias as only published data were included in this
514 review. The main limitation though is that most of the studies which met the inclusion criteria were
515 under-powered and of low quality.

516

517 **Conclusion**

518 The narratives from the literature on health system interventions for the management of type 2
519 diabetes in West Africa suggest patterns for strengthening or replication of health system
520 interventions for the management of NCDs like diabetes or hypertension and can be adopted by
521 several countries in the African region as well as Low-and-middle income countries (LMICs). The
522 scale up of these pilot interventions may be feasible to tackle the burden of non-communicable
523 diseases. However, there is a wide gap on comprehensive exploration of the impact of integrated
524 system-level interventions on the patient's health outcomes and we recommend for more robust
525 evaluation research on the impact of health system interventions at the primary care level in West
526 Africa to inform policy and program decision making and implementation.

527

528

529 **Authors' contributions**

530 **Study protocol conceptualization and design:** Eugene Paa Kofi Bondzie (EPKB)

531 **Formal analysis:** Eugene Paa Kofi Bondzie (EPKB)

532 **Methodology:** Eugene Paa Kofi Bondzie (EPKB), Kezia Amarteyfio (KA), Nana Efua Enyimayew Afun
533 (EEA), Yasmin Jahan (YJ), Mary Pomaa Agyekum (MPA), Ludovic Tapsoba (LT), Dina Balabanova (DB).

534 **Supervision:** Dina Balabanova (DB), Irene Agyepong (IA), Tolib Mirzoev (TM)

535 **Validation:** Dina Balabanova (DB), Mary Pomaa Agyekum (MPA), Irene Agyepong (IA), Tolib Mirzoev
536 (TM).

537 **Original draft writing:** Eugene Paa Kofi Bondzie (EPKB)

538 **Review and editing:** Eugene Paa Kofi Bondzie (EPKB), Nana Efua Enyimayew Afun (EEA), Yasmin
539 Jahan (YJ), Kezia Amarteyfio (KA), Irene Agyepong (IA)

540

541

542 **Acknowledgements**

543 We would like to acknowledge the London school of Hygiene and Tropical Medicine (LSHTM) public
544 health library for support in retrieving some studies that were not easily accessible online.

545

546

547 **References**

- 548 1. Vos T, Allen C, Arora M, Barber RM, Bhutta ZA, Brown A, et al. Global, regional, and
549 national incidence, prevalence, and years lived with disability for 310 diseases and
550 injuries, 1990–2015: a systematic analysis for the Global Burden of Disease Study 2015.
551 The Lancet. 2016 Oct 8;388(10053):1545–602.
- 552 2. Rasooly RS, Akolkar B, Spain LM, Guill MH, Del Vecchio CT, Carroll LE. The National
553 Institute of Diabetes and Digestive and Kidney Diseases Central Repositories: A Valuable
554 Resource for Nephrology Research. Clin J Am Soc Nephrol CJASN. 2015 Apr 7;10(4):710–
555 5.
- 556 3. Deshpande AD, Harris-Hayes M, Schootman M. Epidemiology of Diabetes and Diabetes-
557 Related Complications. Phys Ther. 2008 Nov;88(11):1254–64.
- 558 4. Tfayli H, Arslanian S. Pathophysiology of type 2 diabetes mellitus in youth: the evolving
559 chameleon. Arq Bras Endocrinol Metabol. 2009 Mar;53(2):165–74.
- 560 5. IDF_Atlas_10th_Edition_2021.pdf [Internet]. [cited 2023 Jun 19]. Available from:
561 [https://diabetesatlas.org/idfawp/resource-](https://diabetesatlas.org/idfawp/resource-files/2021/07/IDF_Atlas_10th_Edition_2021.pdf)
562 [files/2021/07/IDF_Atlas_10th_Edition_2021.pdf](https://diabetesatlas.org/idfawp/resource-files/2021/07/IDF_Atlas_10th_Edition_2021.pdf)
- 563 6. International Diabetes Federation [Internet]. [cited 2024 Feb 2]. Nigeria. Available from:
564 <https://idf.org/our-network/regions-and-members/africa/members/nigeria/>
- 565 7. International Diabetes Federation [Internet]. [cited 2024 Feb 2]. Ghana. Available from:
566 <https://idf.org/our-network/regions-and-members/africa/members/ghana/>

- 567 8. International Diabetes Federation [Internet]. [cited 2024 Feb 2]. Burkina Faso. Available
568 from: <https://idf.org/our-network/regions-and-members/africa/members/burkina-faso/>
- 569 9. Ibrahim AO, Agboola SM, Elegbede OT, Ismail WO, Agbesanwa TA, Omolayo TA.
570 Glycemic control and its association with sociodemographics, comorbid conditions, and
571 medication adherence among patients with type 2 diabetes in southwestern Nigeria. *J*
572 *Int Med Res*. 2021 Oct;49(10):3000605211044040.
- 573 10. Cedrick LM, Lubaki JPF, Francois LB, Gboyega OA, Philippe LN. Prevalence and
574 determinants of poor glycaemic control amongst patients with diabetes followed at
575 Vanga Evangelical Hospital, Democratic Republic of the Congo. *Afr J Prim Health Care*
576 *Fam Med*. 2021 Apr 30;13(1):2664.
- 577 11. Camara A, Baldé NM, Sobngwi-Tambekou J, Kengne AP, Diallo MM, Tchatchoua APK, et
578 al. Poor glycemic control in type 2 diabetes in the South of the Sahara: the issue of
579 limited access to an HbA1c test. *Diabetes Res Clin Pract*. 2015 Apr;108(1):187–92.
- 580 12. Bin Rakhis SA, AlDuwayhis NM, Aleid N, AlBarrak AN, Aloraini AA. Glycemic Control for
581 Type 2 Diabetes Mellitus Patients: A Systematic Review. *Cureus*. 14(6):e26180.
- 582 13. Sarmento J, Rocha JVM, Santana R. Defining ambulatory care sensitive conditions for
583 adults in Portugal. *BMC Health Serv Res*. 2020 Aug 15;20:754.
- 584 14. Gibbons DC, Bindman AB, Soljak MA, Millett C, Majeed A. Defining primary care
585 sensitive conditions: a necessity for effective primary care delivery? *J R Soc Med*. 2012
586 Oct;105(10):422–8.
- 587 15. Kuecker CM, Kashyap A, Seckel E. Implementation of a Protocol to Manage Patients at
588 Risk for Hospitalization Due to an Ambulatory Care Sensitive Condition. *Fed Pract Health*
589 *Care Prof VA DoD PHS*. 2020 Aug;37(8):380–3.
- 590 16. van der Pol M, Olajide D, Dusheiko M, Elliott R, Guthrie B, Jorm L, et al. The impact of
591 quality and accessibility of primary care on emergency admissions for a range of chronic
592 ambulatory care sensitive conditions (ACSCs) in Scotland: longitudinal analysis. *BMC*
593 *Fam Pract*. 2019 Feb 22;20(1):32.
- 594 17. Sandholzer-Yilmaz AS, Kroeber ES, Ayele W, Frese T, Kantelhardt EJ, Unverzagt S.
595 Randomised controlled trials on prevention, diagnosis and treatment of diabetes in
596 African countries: a systematic review. *BMJ Open*. 2022 May 10;12(5):e050021.
- 597 18. Bekele H, Asefa A, Getachew B, Belete AM. Barriers and Strategies to Lifestyle and
598 Dietary Pattern Interventions for Prevention and Management of TYPE-2 Diabetes in
599 Africa, Systematic Review. *J Diabetes Res*. 2020;2020:7948712.
- 600 19. Raveendran AV, Chacko EC, Pappachan JM. Non-pharmacological Treatment Options in
601 the Management of Diabetes Mellitus. *Eur Endocrinol*. 2018 Sep;14(2):31–9.
- 602 20. Atun R, Davies JI, Gal EAM, Bärnighausen T, Beran D. Diabetes in sub-Saharan Africa:
603 from clinical care to health policy. 2017;5.

- 604 21. Idrees T, Castro-Revoredo IA, Migdal AL, Moreno EM, Umpierrez GE. Update on the
605 management of diabetes in long-term care facilities. *BMJ Open Diabetes Res Care*. 2022
606 Jul;10(4):e002705.
- 607 22. Prenissl J, Jaacks LM, Mohan V, Manne-Goehler J, Davies JJ, Awasthi A, et al. Variation in
608 health system performance for managing diabetes among states in India: a cross-
609 sectional study of individuals aged 15 to 49 years. *BMC Med*. 2019 May 13;17(1):92.
- 610 23. World Health Organization. Monitoring the building blocks of health systems: a
611 handbook of indicators and their measurement strategies [Internet]. Geneva: World
612 Health Organization; 2010 [cited 2023 Mar 16]. Available from:
613 <https://apps.who.int/iris/handle/10665/258734>
- 614 24. Timpel P, Harst L, Reifegerste D, Weihrauch-Blüher S, Schwarz PEH. What should
615 governments be doing to prevent diabetes throughout the life course? *Diabetologia*.
616 2019 Oct 1;62(10):1842–53.
- 617 25. Bosu WK. A Comprehensive Review of the Policy and Programmatic Response to Chronic
618 Non-Communicable Disease in Ghana. *Ghana Med J*. 2012 Jun;46(2 Suppl):69–78.
- 619 26. Ajisegiri WS, Abimbola S, Tesema AG, Odusanya OO, Ojji DB, Peiris D, et al. Aligning
620 policymaking in decentralized health systems: Evaluation of strategies to prevent and
621 control non-communicable diseases in Nigeria. *PLOS Glob Public Health*. 2021 Nov
622 10;1(11):e0000050.
- 623 27. Ouedraogo M, Sanou D, Ouedraogo O, Zongo U, Hama-Ba F, Savadogo A. An overview of
624 governance of noncommunicable diseases (NCDs) in West African countries. *Pan Afr
625 Med J [Internet]*. 2023 Apr 26 [cited 2024 Feb 7];44(203). Available from:
626 <https://www.panafrican-med-journal.com/content/article/44/203/full>
- 627 28. Tesema AG, Ajisegiri WS, Abimbola S, Balane C, Kengne AP, Shiferaw F, et al. How well
628 are non-communicable disease services being integrated into primary health care in
629 Africa: A review of progress against World Health Organization’s African regional
630 targets. *PLOS ONE*. 2020 Oct 22;15(10):e0240984.
- 631 29. Cissé K, Kouanda S, Coppieters’t Wallant Y, Kirakoya-Samadoulougou F. Awareness,
632 Treatment, and Control of Hypertension among the Adult Population in Burkina Faso:
633 Evidence from a Nationwide Population-Based Survey. *Int J Hypertens*. 2021 Sep
634 29;2021:5547661.
- 635 30. Ateudjieu J, Muhamed Awolu M, Yakum M, Bayiha EJ, AchombwomThomas V, Watcho
636 P, et al. Assessing The Availability And Readiness Of Diabetes Healthcare Service In The
637 West Region Of Cameroon. *Int J Adv Res Publ*. 2018 Feb 26;2:79–84.
- 638 31. Akinwumi AF, Esimai OA, Arije O, Ojo TO, Esan OT. Preparedness of primary health care
639 facilities on implementation of essential non-communicable disease interventions in
640 Osun State South-West Nigeria: a rural–urban comparative study. *BMC Health Serv Res*.
641 2023 Feb 14;23(1):154.

- 642 32. WHO | The world health report 2000 - Health systems: improving performance
643 [Internet]. 2004 [cited 2024 Feb 2]. Available from:
644 [https://web.archive.org/web/20041120024127/http://www.who.int/whr/2000/en/inde](https://web.archive.org/web/20041120024127/http://www.who.int/whr/2000/en/index.html)
645 [x.html](https://web.archive.org/web/20041120024127/http://www.who.int/whr/2000/en/index.html)
- 646 33. World Health Organization. Monitoring the building blocks of health systems: a
647 handbook of indicators and their measurement strategies [Internet]. Geneva: World
648 Health Organization; 2010 [cited 2024 Feb 2]. Available from:
649 <https://iris.who.int/handle/10665/258734>
- 650 34. Murray CJ. Health effects of dietary risks in 195 countries, 1990–2017: a systematic
651 analysis for the Global Burden of Disease Study. *Lancet*. 2019;393(10184):1958–72.
- 652 35. Shakarishvili G, Atun R, Berman P, Hsiao W, Burgess C, Lansang MA. Converging Health
653 Systems Frameworks: Towards A Concepts-to-Actions Roadmap for Health Systems
654 Strengthening in Low and Middle Income Countries.
- 655 36. van Olmen J, Criel B, Damme WV, Marchal B, Belle SV, Dormael MV, et al. Studies in
656 Health Services Organisation & Policy, 27, 2010 Series editors: W. Van Lerberghe, G.
657 Kegels, V. De Brouwere ©ITGPress, Nationalestraat 155, B-2000 Antwerp, Belgium. E-
658 mail: isa@itg.be.
- 659 37. Agyepong IA, Kwamie A, Frimpong E, Defor S, Ibrahim A, Aryeetey GC, et al. Spanning
660 maternal, newborn and child health (MNCH) and health systems research boundaries:
661 conducive and limiting health systems factors to improving MNCH outcomes in West
662 Africa. *Health Res Policy Syst*. 2017 Jul 12;15(1):54.
- 663 38. Witter S, Palmer N, Balabanova D, Mounier-Jack S, Martineau T, Klicpera A, et al. Health
664 system strengthening—Reflections on its meaning, assessment, and our state of
665 knowledge. *Int J Health Plann Manage*. 2019;34(4):e1980–9.
- 666 39. Sheikh K, Ranson MK, Gilson L. Explorations on people centredness in health systems.
667 *Health Policy Plan*. 2014 Sep;29(Suppl 2):ii1–5.
- 668 40. Byiringiro S, Ogungbe O, Commodore-Mensah Y, Adeleye K, Sarfo FS, Himmelfarb CR.
669 Health systems interventions for hypertension management and associated outcomes in
670 Sub-Saharan Africa: A systematic review. *PLOS Glob Public Health*. 2023;3(6):e0001794.
- 671 41. Page MJ, McKenzie JE, Bossuyt PM, Boutron I, Hoffmann TC, Mulrow CD, et al. The
672 PRISMA 2020 statement: an updated guideline for reporting systematic reviews. *Syst*
673 *Rev*. 2021 Mar 29;10(1):89.
- 674 42. García-Pérez LE, Álvarez M, Dilla T, Gil-Guillén V, Orozco-Beltrán D. Adherence to
675 Therapies in Patients with Type 2 Diabetes. *Diabetes Ther*. 2013 Dec;4(2):175–94.
- 676 43. Ouzzani M, Hammady H, Fedorowicz Z, Elmagarmid A. Rayyan—a web and mobile app
677 for systematic reviews. *Syst Rev*. 2016 Dec 5;5(1):210.

- 678 44. Debussche X, Besançon S, Balcou-Debussche M, Ferdynus C, Delisle H, Huiart L, et al.
679 Structured peer-led diabetes self-management and support in a low-income country:
680 The ST2EP randomised controlled trial in Mali. *PLoS ONE*. 2018 Jan 22;13(1):e0191262.
- 681 45. Lamptey R, Amoakoh-Coleman M, Barker MM, Iddi S, Hadjiconstantinou M, Davies M, et
682 al. Change in glycaemic control with structured diabetes self-management education in
683 urban low-resource settings: multicentre randomised trial of effectiveness. *BMC Health
684 Serv Res*. 2023 Feb 24;23(1):199.
- 685 46. Amoah AGB, Owusu S, Acheampong J, Agyenim-Boateng K, Asare H, Owusu A, et al. A
686 national diabetes care and education programme: The Ghana model. *Diabetes Res Clin
687 Pract*. 2000 Sep 1;49:149–57.
- 688 47. Balshem H, Helfand M, Schünemann HJ, Oxman AD, Kunz R, Brozek J, et al. GRADE
689 guidelines: 3. Rating the quality of evidence. *J Clin Epidemiol*. 2011 Apr;64(4):401–6.
- 690 48. Asante E, Bam V, Diji AKA, Lomotey AY, Owusu Boateng A, Sarfo-Kantanka O, et al. Pilot
691 Mobile Phone Intervention in Promoting Type 2 Diabetes Management in an Urban Area
692 in Ghana: A Randomized Controlled Trial. *Diabetes Educ*. 2020 Oct;46(5):455–64.
- 693 49. Adjei DN, Agyemang C, Dasah JB, Kuranchie P, Amoah AGB. The effect of electronic
694 reminders on risk management among diabetic patients in low resourced settings. *J
695 Diabetes Complications*. 2015 Aug;29(6):818–21.
- 696 50. Bello SI, Ganiyu KA, Dakop YO, Erah PO. Pharmacist’s intervention in the control of
697 blood sugar levels in randomised diabetes patients at a primary health care setting in
698 Benin City. *Niger Q J Hosp Med*. 2012;22(4):245–8.
- 699 51. Essien O, Otu A, Umoh V, Enang O, Hicks JP, Walley J. Intensive Patient Education
700 Improves Glycaemic Control in Diabetes Compared to Conventional Education: A
701 Randomised Controlled Trial in a Nigerian Tertiary Care Hospital. *PLoS ONE*. 2017 Jan
702 3;12(1):e0168835.
- 703 52. Okafor CN, Akosile CO, Nkechi CE, Okonkwo UP, Nwankwo CM, Okoronkwo IL, et al.
704 Effect of educational intervention programme on the health-related quality of life
705 (HRQOL) of individuals with type 2 diabetes mellitus in South-East, Nigeria. *BMC Endocr
706 Disord*. 2023 Apr 7;23:75.
- 707 53. Ipingbemi AE, Erhun WO, Adisa R. Pharmacist-led intervention in treatment non-
708 adherence and associated direct costs of management among ambulatory patients with
709 type 2 diabetes in southwestern Nigeria. *BMC Health Serv Res*. 2021 Sep 22;21(1):1000.
- 710 54. Ojewale LY, Oluwatosin OA. Family-integrated diabetes education for individuals with
711 diabetes in South-west Nigeria. *Ghana Med J*. 2022 Dec;56(4):276–84.
- 712 55. Kolawole BA, Adegbenro C, Adegoke S, Adeola OG, Akintan TB, Ojoawo IO. Effectiveness
713 of a Structured Diabetes Education Program on Some Non-Glycemic Endpoints in
714 Nigerians with Type 2 Diabetes Mellitus. *Int Q Community Health Educ*. 2010 Jan
715 1;29(4):381–8.

- 716 56. Mshelia DS, Akinosun OM, Abbiyesuku FM. Effect of increased patient-physician contact
717 time and health education in achieving diabetes mellitus management objectives in a
718 resource-poor environment. *Singapore Med J*. 2007 Jan;48(1):74–9.
- 719 57. Attoye TE, Adebobola PA, Inem V. An Assessment of Glycaemic Control and Modes of
720 Health Financing among Type 2 Diabetic Patients Attending a Teaching Hospital in
721 South-western Nigeria. *West Afr J Med*. 2020 Jul 1;37(3):237–47.
- 722 58. Ajibola SS, Timothy FO. The Influence of National Health Insurance on Medication
723 Adherence Among Outpatient Type 2 Diabetics in Southwest Nigeria. *J Patient Exp*. 2018
724 Jun;5(2):114–9.
- 725 59. Correia JC, Lopes A, Nhabali A, Madrigal V, Errasti CR, Brady E, et al. Implementation and
726 evaluation of a specialized diabetes clinic in Guinea-Bissau: lessons learnt from the field.
727 *Pan Afr Med J*. 2020 Oct 5;37:126.
- 728 60. Ayanore MA, Amuna N, Aviisah M, Awolu A, Kipo-Sunyhzi DD, Mogre V, et al. Towards
729 Resilient Health Systems in Sub-Saharan Africa: A Systematic Review of the English
730 Language Literature on Health Workforce, Surveillance, and Health Governance Issues
731 for Health Systems Strengthening. *Ann Glob Health [Internet]*. 2019 Aug 16 [cited 2024
732 Apr 29];85(1). Available from:
733 <https://annalsofglobalhealth.org/articles/10.5334/aogh.2514>
- 734 61. World Health Organization - Regional Office for the Eastern Mediterranean [Internet].
735 [cited 2024 Apr 29]. WHO EMRO | About | Health workforce. Available from:
736 <http://www.emro.who.int/health-workforce/about/index.html>
- 737 62. Kolié D, Van De Pas R, Codjia L, Zurn P. Increasing the availability of health workers in
738 rural sub-Saharan Africa: a scoping review of rural pipeline programmes. *Hum Resour*
739 *Health*. 2023 Mar 14;21(1):20.
- 740 63. Ahmat A, Okoroafor SC, Kazanga I, Asamani JA, Millogo JJS, Illou MMA, et al. The health
741 workforce status in the WHO African Region: findings of a cross-sectional study. *BMJ*
742 *Glob Health*. 2022 May 1;7(Suppl 1):e008317.
- 743 64. Amalba A, Abantanga FA, Scherpbier AJJA, van Mook WNKA. Working among the rural
744 communities in Ghana - why doctors choose to engage in rural practice. *BMC Med Educ*.
745 2018 Jun 8;18(1):133.
- 746 65. Joshi R, Peiris D. Task-sharing for the prevention and control of non-communicable
747 diseases. *Lancet Glob Health*. 2019 Jun 1;7(6):e686–7.
- 748 66. Lamarche PA, Pineault R, Gauthier J, Hamel M, Haggerty J. Availability of Healthcare
749 Resources, Positive Ratings of the Care Experience and Extent of Service Use: An
750 Unexpected Relationship. *Healthc Policy*. 2011 Feb;6(3):46–56.
- 751 67. Correia JC, Waqas A, Assal JP, Davies MJ, Somers F, Golay A, et al. Effectiveness of
752 therapeutic patient education interventions for chronic diseases: A systematic review
753 and meta-analyses of randomized controlled trials. *Front Med [Internet]*. 2023 [cited

- 754 2024 Apr 29];9. Available from:
755 <https://www.frontiersin.org/articles/10.3389/fmed.2022.996528>
- 756 68. Watt N, Sigfrid L, Legido-Quigley H, Hogarth S, Maimaris W, Otero-García L, et al. Health
757 systems facilitators and barriers to the integration of HIV and chronic disease services: a
758 systematic review. *Health Policy Plan*. 2017 Nov;32(Suppl 4):iv13–26.
- 759 69. Desse TA, Namara KMC, Yifter H, Manias E. Collaborative practice in type 2 diabetes
760 management in a developing country: A qualitative study of perceptions and attitudes
761 of key stakeholders. *J Clin Nurs*. 2023;32(23–24):8137–48.
- 762 70. Diouf NT, Charif AB, Adisso L, Adekpedjou R, Zomahoun HTV, Agbadjé TT, et al. Shared
763 decision making in West Africa: The forgotten area. *Z Für Evidenz Fortbild Qual Im*
764 *Gesundheitswesen*. 2017;123:7–11.
- 765 71. Alazri MH, Neal RD. The association between satisfaction with services provided in
766 primary care and outcomes in Type 2 diabetes mellitus. *Diabet Med J Br Diabet Assoc*.
767 2003 Jun;20(6):486–90.
- 768 72. Shao Y, Hu H, Liang Y, Hong Y, Yu Y, Liu C, et al. Health literacy interventions among
769 patients with chronic diseases: A meta-analysis of randomized controlled trials. *Patient*
770 *Educ Couns*. 2023 Sep 1;114:107829.
- 771 73. Schulz PJ, Nakamoto K. Health literacy and patient empowerment in health
772 communication: The importance of separating conjoined twins. *Patient Educ Couns*.
773 2013 Jan 1;90(1):4–11.
- 774 74. Poureslami I, Nimmon L, Rootman I, Fitzgerald MJ. Health literacy and chronic disease
775 management: drawing from expert knowledge to set an agenda. *Health Promot Int*.
776 2017 Aug 1;32(4):743–54.
- 777 75. Mohamed A, Staite E, Ismail K, Winkley K. A systematic review of diabetes self-
778 management education interventions for people with type 2 diabetes mellitus in the
779 Asian Western Pacific (AWP) region. *Nurs Open*. 2019;6(4):1424–37.
- 780 76. Chrvala CA, Sherr D, Lipman RD. Diabetes self-management education for adults with
781 type 2 diabetes mellitus: A systematic review of the effect on glycemic control. *Patient*
782 *Educ Couns*. 2016 Jun;99(6):926–43.
- 783 77. Pillay J, Armstrong MJ, Butalia S, Donovan LE, Sigal RJ, Vandermeer B, et al. Behavioral
784 Programs for Type 2 Diabetes Mellitus: A Systematic Review and Network Meta-
785 analysis. *Ann Intern Med*. 2015 Dec 1;163(11):848–60.
- 786 78. Steed L, Cooke D, Newman S. A systematic review of psychosocial outcomes following
787 education, self-management and psychological interventions in diabetes mellitus.
788 *Patient Educ Couns*. 2003 Sep;51(1):5–15.
- 789

790

791 **Supporting Information**

792 **S1 Text. Study Protocol**

793 **S1 File. Search Strategy.**

794 **S2 File. Quality Assessment Tools**

795 **S1 Table. Characteristics of Individual Studies and Quality Assessment**

Health system inputs

Mechanisms of Change

Outcomes

Service delivery

Health Workforce

Supply chain

Health information systems

Financing

Governance

Applying a change or an intervention in each of the health system inputs either singly or in combination.

For example, training and skills building, changed incentives, social dialogue (physician-patient/ health provider-patient), improving clinic wait times, improving and maintain logistics, organizational culture change, new administrative procedures (e.g., governance and financing processes), structural reforms

Empowering people's power, interests and processes.

Quality, safe services available and accessible

Responsiveness

Efficiency (e.g., treatment outcome; good glycemic control)

High coverage of interventions

Reduced risk prevalence

Improvement in other health outcomes and equity

Social and financial risk protection

Figure 2

Identification and screening of studies for inclusion

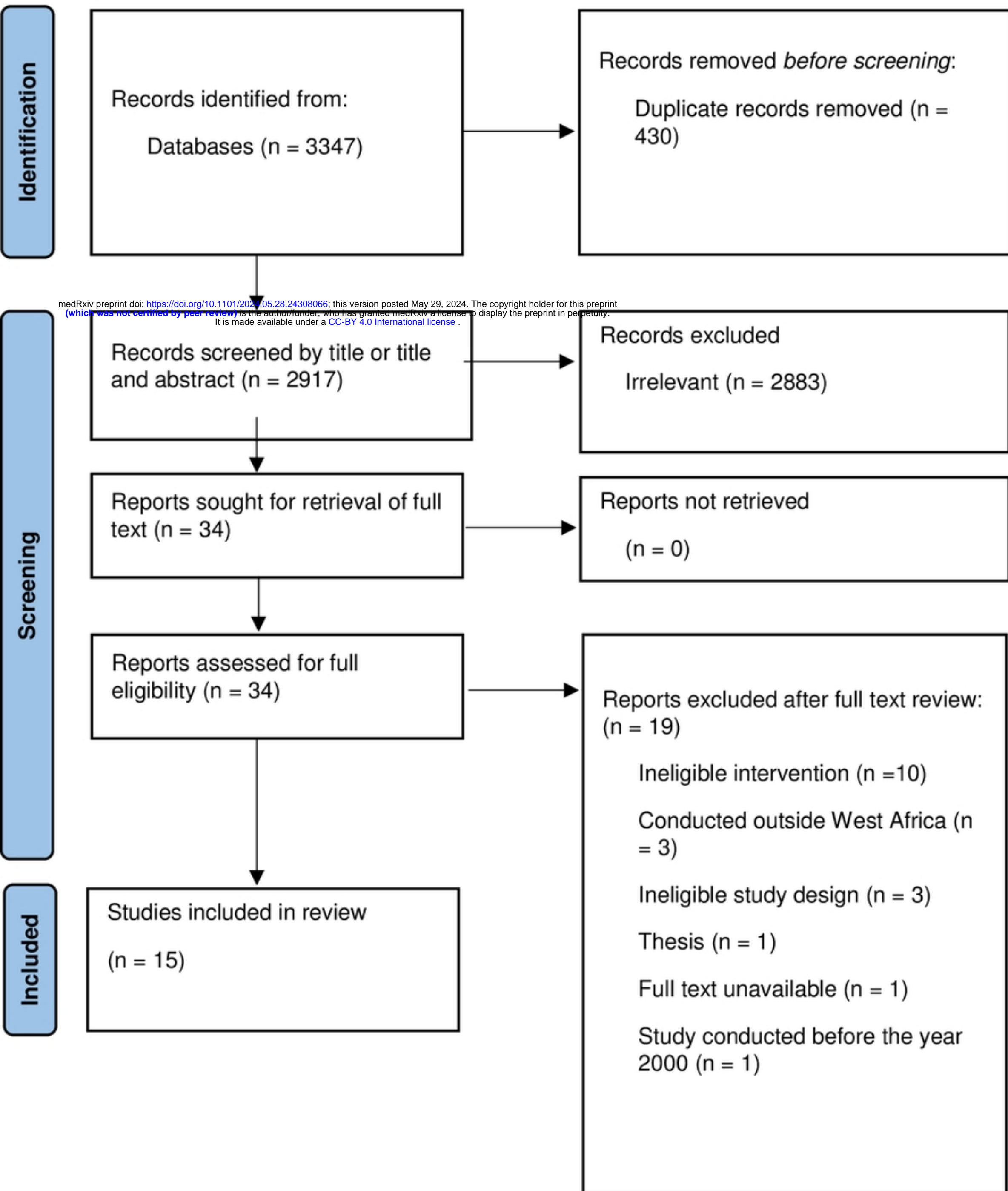


Figure 3

SYSTEM BUILDING BLOCKS

SERVICE DELIVERY

HEALTH WORKFORCE

INFORMATION

MEDICAL PRODUCTS, VACCINES & TECHNOLOGIES

FINANCING

LEADERSHIP / GOVERNANCE

ACCESS
COVERAGE

QUALITY
SAFETY

OVERALL GOALS / OUTCOMES

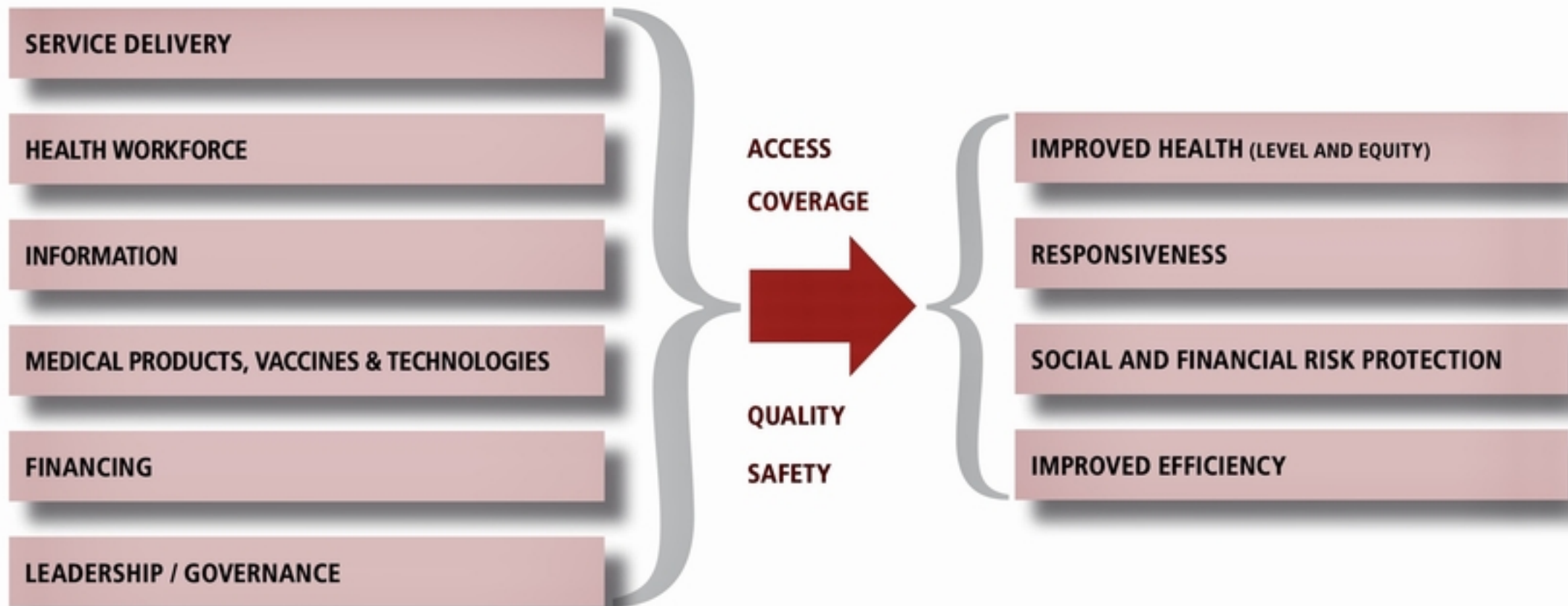
IMPROVED HEALTH (LEVEL AND EQUITY)

RESPONSIVENESS

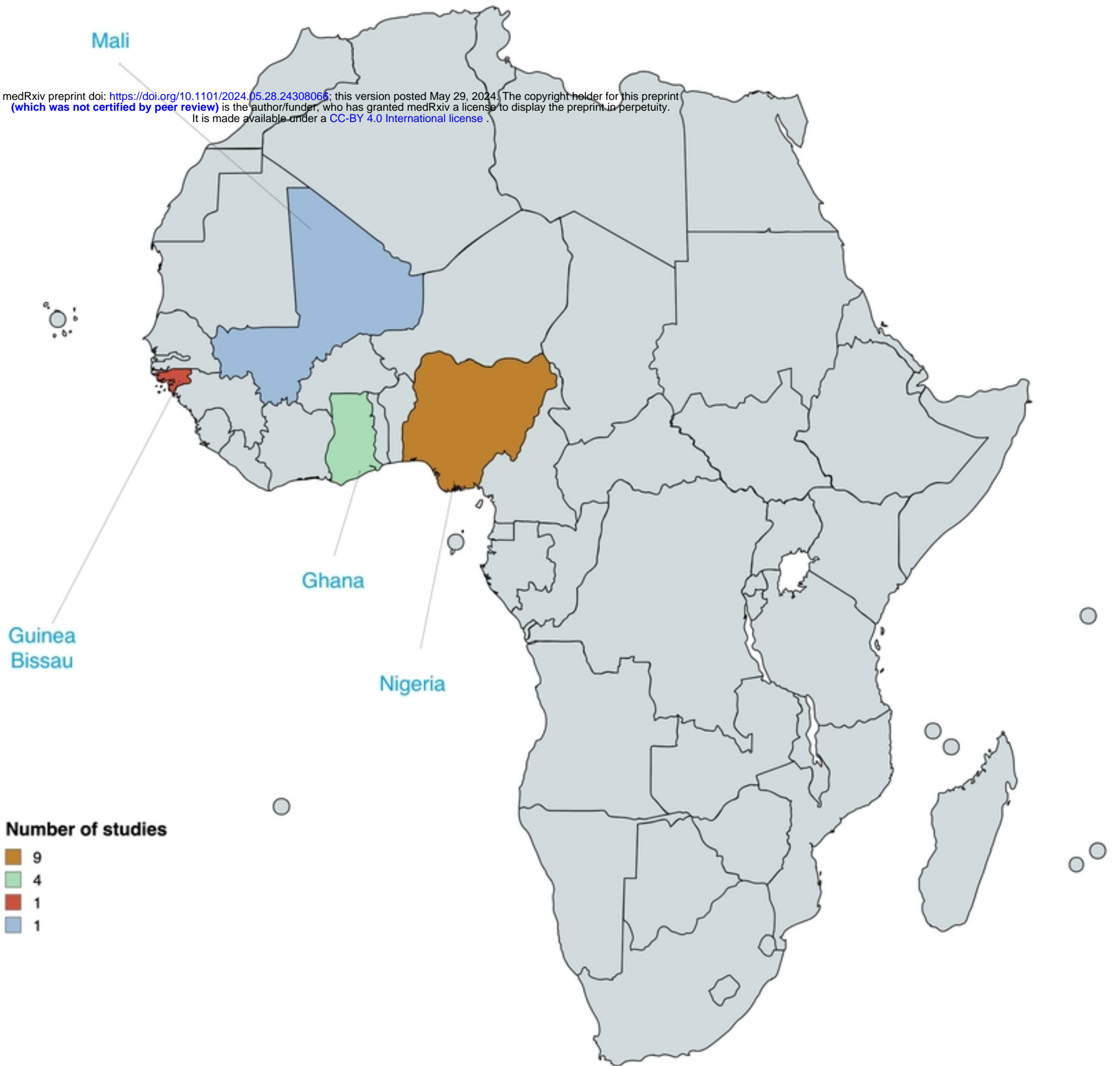
SOCIAL AND FINANCIAL RISK PROTECTION

IMPROVED EFFICIENCY

Figure 1



medRxiv preprint doi: <https://doi.org/10.1101/2024.05.28.24308066>; this version posted May 29, 2024. The copyright holder for this preprint (which was not certified by peer review) is the author/funder, who has granted medRxiv a license to display the preprint in perpetuity. It is made available under a [CC-BY 4.0 International license](https://creativecommons.org/licenses/by/4.0/).



Created with mapchart.net

Figure 4