

## Title page

### **Antivirals for post-exposure prophylaxis of influenza: a systematic review and network meta-analysis**

Yunli Zhao,<sup>1,2,3</sup> Ya Gao,<sup>4</sup> Gordon Guyatt,<sup>5</sup> Timothy M. Uyeki,<sup>6</sup> Ping Liu,<sup>7</sup> Ming Liu,<sup>4</sup> Yanjiao Shen,<sup>8</sup> Xiaoyan Chen,<sup>9</sup> Shuyue Luo,<sup>9</sup> Xingsheng Li,<sup>1,2</sup> Rongzhong Huang,<sup>1,2,3</sup> Qiukui Hao<sup>5,10</sup>

1 Department of Gerontology, The Second Affiliated Hospital of Chongqing Medical University, Chongqing, 400010, China

2 Chongqing Municipality Clinical Research Center for Geriatrics, The Second Affiliated Hospital of Chongqing Medical University, Chongqing, 400010, China

3 Precision Medicine Center, The Second Affiliated Hospital of Chongqing Medical University, Chongqing, China

4 Evidence-Based Medicine Center, School of Basic Medical Sciences, Lanzhou University, Lanzhou, China

5 Department of Health Research Methods, Evidence, and Impact, McMaster University, Hamilton, Ontario, Canada

6 Influenza Division, US Centers for Disease Control and Prevention, Atlanta, Georgia

7 Department of Neurology, The First Affiliated Hospital of Chongqing Medical University, Chongqing, China

8 Innovation Institute for Integration of Medicine and Engineering, Chinese Evidence-Based Medicine Center, West China Hospital, Sichuan University, Chengdu, Sichuan, 610041, P.R. China

9 The Center of Gerontology and Geriatrics (National Clinical Research Center for Geriatrics), West China Hospital, Sichuan University, Chengdu, China

10 School of Rehabilitation Science, McMaster University, Hamilton, Ontario, Canada

Disclaimer: The findings and conclusions in this report are those of the authors and do not necessarily represent the official position of the Centers for Disease Control and Prevention.

Abstract word count: 300

Manuscript word count: 3492

## **Antivirals for post-exposure prophylaxis of influenza: a systematic review and network meta-analysis**

### **Abstract**

**Background:** To support an update of WHO influenza guidelines, we performed a systematic review and network meta-analysis of the evidence on antiviral drugs for prophylaxis of influenza.

**Methods:** We analyzed randomized controlled trials published as of September 2023 on the efficacy and safety of antivirals compared to another antiviral or placebo, standard care, or no prophylaxis for prevention of symptomatic influenza. Paired reviewers independently screened studies, extracted data and assessed the risk of bias. We used frequentist random effects to perform network meta-analyses and assessed the certainty of evidence using the grading of recommendations assessment, development and evaluation (GRADE) methodology.

**Findings:** We included thirty-three trials of six antivirals (zanamivir, oseltamivir, laninamivir, baloxavir, amantadine, and rimantadine) that enrolled 19096 individuals. Zanamivir, oseltamivir, laninamivir and baloxavir probably achieve important reductions in symptomatic influenza in persons at high risk of severe disease (moderate certainty) when given promptly after exposure to seasonal influenza. These antivirals probably do not achieve important reductions in symptomatic influenza in persons at low risk of severe disease when given promptly after exposure to seasonal influenza (moderate certainty). Zanamivir, oseltamivir, laninamivir and baloxavir might achieve important reductions in symptomatic zoonotic influenza in persons

exposed to novel influenza A viruses associated with severe disease in infected humans when given promptly after exposure (low certainty). These antivirals do not result in an important incidence of adverse events related to drugs or serious adverse events, with varying certainty of evidence.

**Interpretation:** Post-exposure prophylaxis with zanamivir, oseltamivir, laninamivir or baloxavir probably decreases the risk of symptomatic seasonal influenza in persons at high risk for severe disease after exposure to seasonal influenza viruses. Post-exposure prophylaxis with zanamivir, oseltamivir, laninamivir or baloxavir might reduce the risk of symptomatic zoonotic influenza after exposure to novel influenza A viruses associated with severe disease in infected humans.

**Funding:** WHO.

Keywords: influenza, prophylaxis, antiviral, network meta-analysis, prevention

## **Research in context**

### **Evidence before this study**

Antivirals can be used to prevent influenza in people who have close contact to sick persons or animals infected with influenza viruses. Although previous reviews have found that antivirals (oseltamivir, zanamivir) are effective in preventing symptomatic influenza, these reviews assessed selected antivirals and did not rate the quality of evidence or consider the importance of effects in their interpretation. Additionally, a randomized controlled trial (RCT) of baloxavir for influenza post-exposure prophylaxis was not included in previous reviews.

### **Added value of this study**

This systematic review and network meta-analyses of RCTs addressing antiviral prophylaxis against influenza was performed in support of a World Health Organisation (WHO) guidelines development group panel to formulate recommendations on use of antivirals for influenza. We present our analyses of the efficacy of antiviral prophylaxis to prevent symptomatic influenza for high or low-risk (non-high-risk) populations and for preventing symptomatic zoonotic influenza.

We found moderate certainty evidence that zanamivir, oseltamivir, laninamivir and baloxavir all probably result in an important reduction in the risk of symptomatic seasonal influenza in high-risk persons when given promptly after exposure, but probably have no important effect for low-risk populations. Rimantadine probably has little or no effect on symptomatic seasonal influenza A virus infection (moderate

certainty). Zanamivir, oseltamivir, laninamivir and baloxavir may decrease the risk of symptomatic zoonotic influenza (low certainty). The evidence for amantadine to prevent influenza A virus infection is limited. All of these antivirals have no important impact on adverse events.

### **Implications of the available evidence**

The findings of this systematic review and network meta-analysis support use of zanamivir, oseltamivir, laninamivir or baloxavir for post-exposure prophylaxis of seasonal influenza in persons at high risk of severe influenza, and also provide some support for the use of these antivirals for post-exposure prophylaxis of zoonotic influenza. The systematic review did not support using these antivirals among low-risk populations for post-exposure prophylaxis of seasonal influenza and did not support the use of amantadine and rimantadine for preventing symptomatic influenza A virus infection.

## Introduction

Influenza is an acute respiratory viral illness characterized often by sudden onset of dry cough, nasal congestion, sore throat with or without fever and myalgia, headache, and weakness.<sup>1</sup> These symptoms may be accompanied by pulmonary and extrapulmonary complications, such as neurological, cardiac and renal dysfunction.<sup>2,3</sup>

Influenza viruses cause annual seasonal epidemics and unpredictable rare pandemics.<sup>4</sup> All age groups can be affected by influenza, but young children, pregnant women, older adults, and individuals with chronic diseases are at a higher risk of severe disease. While most people recover from influenza without medical attention, the World Health Organization (WHO) estimated that 3 to 5 million cases of severe illness, and up to 650,000 influenza-related deaths occur annually worldwide.<sup>4</sup>

Annual vaccination is recommended to prevent influenza, especially for those at a higher risk of severe disease.<sup>1</sup> However, influenza vaccine effectiveness can vary based on virus strain, population and year, ranging from 10% to 60% in the United States between 2004 and 2022.<sup>5</sup> When influenza vaccine is unavailable or ineffective due to antigenic drift, viral immune evasion, or waning immunity; pre-exposure and post-exposure antiviral prophylaxis are strategies that can be important for influenza prevention, particularly in persons at increased risk of severe influenza complications.<sup>6-8</sup>

Previous systematic reviews have shown that antiviral post-exposure prophylaxis (PEP) with neuraminidase inhibitors can reduce the incidence of influenza,<sup>9</sup> and the

risk of symptomatic influenza in individuals and households.<sup>10,11</sup> However, none of these reviews addressed all available antivirals from the different classes of drugs with different mechanisms of action, and no reviews assessed the quality of the supportive evidence. Moreover, previous systematic reviews did not include all randomized controlled trials (RCTs) of antivirals for prevention of influenza, including one large trial.<sup>12</sup> To support an update of the WHO influenza guidelines,<sup>13</sup> we conducted a systematic review and network meta-analysis to assess the efficacy and safety of all available approved antivirals for prophylaxis of influenza.

## **Methods**

This protocol for systematic review and network meta-analysis adheres to the Preferred Reporting Items for Systematic Review and Meta-Analysis Protocols (PRISMA-P) statement and is available on PROSPERO (CRD42023466450). The review team worked with the WHO guidelines panel to identify potential patient-important outcomes, pre-set subgroup analyses, and establish minimal important difference (MID) values.

## **Literature search**

To identify all RCTs of antiviral prophylaxis compared to placebo, standard care or another antiviral for prevention of influenza, we conducted a comprehensive search of published studies using EMBASE, MEDLINE, the Cochrane Central Registry of Controlled Trials, Cumulative Index to Nursing and Allied Health Literature (CINAHL), Global Health, Epistemonikos and ClinicalTrials.gov databases as of 20

September 2023. We collaborated with an experienced medical librarian to refine our search strategy for each database without language restrictions. Appendix 1 presents the details of the search strategy. Additionally, we searched the reference lists of included studies and relevant systematic reviews to identify additional potentially eligible studies.

### **Eligibility criteria and study selection**

We included RCTs of direct-acting antivirals for prevention of influenza, including but not limited to neuraminidase inhibitors, viral polymerase complex inhibitors, cap-dependent endonuclease inhibitors, and matrix protein 2 ion channel inhibitors compared to placebo or standard care alone or to another antiviral in individuals exposed to influenza viruses. Eligible RCTs diagnosed influenza virus infection in respiratory specimens by reverse transcription polymerase chain reaction, rapid antigen test, or immunofluorescence assay.

Reviewers, working in pairs, independently performed study selection, including screening titles and abstracts, and evaluated full-text eligibility of potentially eligible studies using standardized forms. Reviewers resolved disagreements by discussion or, when necessary, by consultation with a third reviewer.

### **Data extraction**

For each eligible study, two reviewers independently extracted data on the following: study characteristics; patient characteristics; antiviral characteristics, specific



influenza testing used to confirm influenza, follow-up time and all potentially important patient outcomes. Potentially important patient outcomes included data on events or time to symptom onset; asymptomatic and/or symptomatic infection, duration of symptoms, admission to hospital, length of hospitalization, progression to invasive mechanical ventilation, admission to an intensive care unit (ICU), length of mechanical ventilation, progression of disease severity, emergence of antiviral resistance, all-cause mortality, adverse events related to antivirals, and serious adverse events.

### **Risk of bias assessment**

For included trials that used individual randomization, reviewers independently assessed the risk of bias using the modified Cochrane risk of bias instrument (Appendix 2).<sup>14,15</sup> For trials using cluster randomization, reviewers independently assessed the risk of bias using the Cochrane risk of bias instrument 2 (Appendix 2).<sup>16</sup>

### **Statistical analysis**

We performed network meta-analyses using the “netmeta” package of R version 4.0.2.<sup>17</sup> We used frequentist random-effects to estimate the relative effect of all interventions, a design-by-treatment interaction model (global test) to assess the coherence assumption for the entire network, and node-splitting methods to assess the local incoherence between direct and indirect estimates in every closed loop of evidence.<sup>18</sup>

We performed pairwise meta-analysis using the “meta” and “metafor” package of R version 4.0.2 and applied the Hartung-Knapp-Sidik-Jonkman (HKSJ) random effects model to synthesize the data for pairwise meta-analyses when there were fewer than twenty studies included; otherwise, we used the DerSimonian and Laird (DL) random effects model.<sup>19</sup>

For binary outcomes, we calculated relative risk (RR) and the associated 95% confidence intervals (CIs) and assessed the risk differences (RD) by applying the median in the control group from eligible RCTs as the baseline mean.<sup>20</sup> When the control event rate was <1%, we calculated the pooled absolute RD and its CI directly. For the cluster RCTs that failed to conduct appropriate analyses and did not report their effective sample sizes, we used the intraclass correlation coefficient (ICC=0.02 in main analyses and ICC=0.10 as one of sensitivity analyses) and the number of clusters to recalculate the design effects and the number of events.<sup>16</sup> We reported the adjusted sample sizes and numbers of events in the meta-analyses. For any zero number cell, we added 0.5 to the cell with no event.<sup>21</sup>

### **Subgroup analysis and investigation of heterogeneity**

We assessed heterogeneity between studies by using restricted maximum likelihood (REML) models to calculate  $\tau^2$  and  $I^2$ <sup>22</sup> and by visually inspecting the forest plots for differences in magnitude. We conducted within-trial comparisons when data were available and if not available between-trial comparisons if there were at least two studies in each subgroup. If there was potential subgroup effect ( $p<0.10$ ), we used the

Instrument for the Credibility of Effect Modification Analyses (ICEMAN) to assess the credibility of the subgroup effect.<sup>23</sup> Our planned subgroup analyses included influenza virus type, age, exposure status, source of infection, influenza vaccination status, and disease severity. Appendix 3 details our prior hypotheses and the anticipated direction of effects.

### **Publication bias**

When there were ten or more eligible studies, we used funnel plots, Egger's (for continuous variable), and Harbord tests (for discontinuous variable)<sup>24</sup> to assess publication bias.

### **Certainty of evidence**

We used the GRADE (Grading of Recommendations Assessment, Development and Evaluation) approach to assess the certainty of evidence for network meta-analysis.<sup>25,26</sup> We rated the overall certainty of evidence in absolute effects. When using RR as the relative effect measure, we calculated absolute effects using the relative effect estimates and the baseline risk estimates. We used the median rate in the placebo or standard care group of participants in eligible RCTs as the baseline risk. For the development of symptomatic zoonotic influenza following exposure to animals or persons infected with novel influenza A viruses associated with severe disease and high mortality in infected humans [e.g., avian influenza A(H5N1), A(H5N6), A(H7N9) viruses], the WHO guidelines panel estimated the baseline risk of symptomatic zoonotic influenza to be 3%, with 80% of patients with symptomatic

zoonotic influenza requiring hospital admission, with 30% mortality. Appendix 4 details the methods for rating the certainty of evidence.

To assess imprecision for each outcome, we collaborated with the WHO guideline panel to establish MID values as the thresholds for assessing important patient outcomes. The panel established MID thresholds of 0.3% for all-cause mortality, 1.5% for hospitalization, 1% for drug-related adverse events and 0.5% for serious drug-related adverse events. For antiviral prophylaxis of lab-confirmed symptomatic seasonal influenza, the MID threshold was 5.5% for low-risk populations and 3% for high-risk populations. The panel defined the high-risk population based on the 2022 WHO influenza guidelines (Appendix 5);<sup>13</sup> low-risk were non-high-risk persons.

### **Role of funding source**

WHO provided funding for this study, but had no role in data collection, analysis, and decision to submit.

## **Results**

### **Description of included studies**

Figure 1 shows the details of the study selection process. We identified 11,845 publications through database research and 18 publications from relevant reviews, of which 434 studies proved potentially eligible during the screening of titles and abstracts, and 33 studies proved eligible on full-text review.<sup>12,27-58</sup> These studies included a total of 19,096 individuals with a mean age from 6.75 to 81.15 years.

Among the eligible studies, 13 trials assessed antivirals for PEP against seasonal or pandemic influenza for the populations with clear definition of exposure to influenza virus (e.g., close contact with patients with laboratory-confirmed influenza or influenza-like illness),<sup>12,29,34-38,42,43,46,48,51,55</sup> and 20 trials assessed antiviral prophylaxis for populations with unclear definition of exposure status or pre-exposure prophylaxis against influenza (e.g., influenza season or outbreak in community or nursing home),<sup>27,28,30-33,39-41,44,45,47,49,50,52-54,56-58</sup> and no trials were identified that assessed antivirals for prevention of human-to-human or animal-to-human transmission of novel influenza A viruses (zoonotic influenza). Of the 33 eligible trials, 7 used a cluster (household or nursing home) as the randomized unit<sup>29,34,35,46,48,54,55</sup> and 26 randomized individual participants.<sup>27,28,30-33,39-41,44,45,47,49,50,52-54,56-58</sup> Appendix 6 presents characteristics of the included studies.

The included RCTs addressed 6 antivirals for prophylaxis of influenza: zanamivir, oseltamivir, laninamivir, baloxavir, amantadine, and rimantadine. Most of studies were rated at low risk of bias. Appendix 7 provides details of the risk of bias assessment for each trial.

Of thirteen trials that assessed the efficacy of antivirals for PEP against seasonal or pandemic influenza, ten trials studied antiviral prophylaxis of individuals started within 48 hours of exposure to a symptomatic index patient,<sup>12,35,37,38,42,43,46,48,51,55</sup> one trial studied antiviral prophylaxis started as soon as possible after exposure to a

symptomatic person with influenza,<sup>34</sup> another trial assessed antiviral prophylaxis started up to 4 days after exposure,<sup>36</sup> while one trial lacked clarity on the timing of antiviral prophylaxis after exposure to influenza.<sup>29</sup> Among these trials of antiviral PEP of exposed persons, 8 trials also administered antiviral treatment to symptomatic index patients,<sup>12,34,35,37,38,46,48,51</sup> in 4 trials the index patients did not receive antiviral treatment,<sup>42,43,48,55</sup> and one did not specify whether index patients received antiviral treatment.<sup>29</sup> The duration of antiviral PEP of exposed participants in the included trials ranged from one day<sup>12,51</sup> to 10 days.<sup>29,35,46,48,53</sup> For 20 trials that assessed pre-exposure antiviral prophylaxis, the trials usually initiated antiviral prophylaxis during influenza season or during an institutional influenza outbreak for 14 days<sup>27,54,57</sup> to 56 days.<sup>47</sup>

## **Outcomes**

Figure 2 presents the network analysis plots for all lab-confirmed symptomatic influenza (Figure 2a) and lab-confirmed influenza (Figure 2b). Other network analysis plots, forest plots, direct, indirect and network estimates, and details of the GRADE assessment for each outcome are presented in Appendices 8-12. Most of outcomes had no serious concerns for incoherence (Appendix 10, 13) and heterogeneity (Appendix 14). No analyses suggested potential publication bias (Appendix 15).

## **Seasonal influenza**

### ***Symptomatic influenza (lab-confirmed)***

Nineteen trials, including 15645 individuals, reported symptomatic influenza. All

relative effect estimates come from direct comparisons between antivirals and placebo or standard care. In comparison to placebo or standard care, all antivirals, except for amantadine (no data) and rimantadine, had similar RR estimates ranging from 0.35 to 0.43 with 95% CIs that did not include no effect, indicating a reduction in the risk of symptomatic influenza. The RR for rimantadine for symptomatic influenza A virus infection was 0.76 (95% CI: 0.28 to 2.06) (Appendix 11-12).

For populations with low-risk of severe influenza such as admission to hospital or all-cause mortality, the effect of the drugs (zanamivir, oseltamivir, laninamivir, baloxavir and rimantadine) in reducing symptomatic influenza fell below the threshold of importance as defined by MIDs (relative risk estimates from 0.35 to 0.76 and absolute risk reductions ranged from 19 fewer to 51 fewer per 1000). For populations with a high risk of severe influenza, zanamivir, oseltamivir, laninamivir, and baloxavir all probably have an important effects in reducing symptomatic influenza (moderate certainty). In contrast, rimantadine may have little or no effect on symptomatic influenza A virus infection (low certainty). Whether amantadine reduces the development of symptomatic influenza A virus infection is very uncertain (Table 1).

### ***Influenza and asymptomatic influenza virus infection (lab-confirmed)***

Thirty-three trials with 19,096 individuals reported influenza virus infection regardless of symptoms. Compared to placebo or standard care, all antivirals had a similar effect showing a decrease in the risk of influenza virus infection, with relative risk estimates from 0.46 to 0.58 and absolute risk reductions from 96 fewer to 74

fewer per 1000. Oseltamivir, laninamivir, and baloxavir all probably decrease the risk of influenza virus infection, and amantadine probably decreases the risk of influenza A virus infection (moderate certainty, Table 1 and Appendix 7). Zanamivir possibly decreases the risk of influenza virus infection and rimantadine possibly decreases the risk of influenza A virus infection (low certainty). Antivirals reduced symptomatic influenza, driving the results for all influenza (symptomatic and asymptomatic infection). In contrast, antivirals probably have little or no effect on prevention of asymptomatic influenza virus infection (moderate certainty, Appendix 9-12).

### ***Admission to hospital***

Four studies with 3434 participants reported admission to hospital for the comparison of oseltamivir and placebo. Oseltamivir probably has little or no effect on admission to hospital (moderate certainty). No data were available on admission to hospital for other antiviral drugs (Table 1).

### ***All-cause mortality***

As the baseline event rate was lower than 1%, we calculated the risk difference for all-cause mortality. Fifteen studies with 10068 participants provided evidence that zanamivir, oseltamivir, laninamivir, and baloxavir all probably have little or no effect on all-cause mortality with absolute risk reductions from 0 fewer to 1 more per 1000 patients (high or moderate certainty). Whether amantadine or rimantadine reduces all-cause mortality from influenza A virus infection is very uncertain (Table 1).



### ***Adverse events***

Thirteen trials with 10838 participants reported adverse events related to drugs. Zanamivir, laninamivir, and rimantadine all probably result in few drug-related adverse events with relative risks ranging from 1.01 to 1.40 and absolute risks ranging from 3 to 14 more per 1000 (moderate certainty). Compared with placebo, baloxavir may have little or no effect on drug-related adverse events (6 more per 1000, 95% CI 22 fewer to 88 more, low certainty; Table 1).

Sixteen studies with 11755 participants reported serious adverse events. Compared to placebo, all antivirals may have little or no effect on serious adverse events with absolute risk increases ranging from 0 to 4 per 1000. The certainty of evidence was high for zanamivir; moderate for oseltamivir and rimantadine, and low for laninamivir, baloxavir, and amantadine (Table 1).

### **Zoonotic influenza**

No RCTs were identified for antiviral PEP of persons exposed to symptomatic persons or to animals infected with novel influenza A viruses (zoonotic influenza) associated with severe disease and high mortality in infected humans. Therefore, we considered indirect evidence from trials of antiviral PEP for seasonal influenza. For populations exposed to novel influenza A viruses associated with severe disease and high mortality in infected humans, zanamivir, oseltamivir, laninamivir, and baloxavir may have an important effect in reducing development of symptomatic zoonotic influenza (low certainty). Whether amantadine or rimantadine reduce the development

of symptomatic zoonotic influenza is very uncertain (Table 1). We infer that when using antivirals for PEP against zoonotic influenza, the adverse events are similar to those when using antivirals for PEP of seasonal influenza (Table 1).

Although the evidence for seasonal influenza raises the possibility that zanamivir, oseltamivir, laninamivir, and baloxavir may have important effects on admission to hospital and all-cause mortality for people exposed to novel influenza A viruses associated with severe disease and high mortality in infected humans. However, the certainty of evidence is very low (Table 1, Appendix 11-12).

### **Sensitivity analyses and subgroup analysis**

Our sensitivity analyses showed similar results to the primary analyses. No significant subgroup effects were found between different age groups and influenza vaccine status on symptomatic influenza (interaction  $p > 0.10$ ). When analyzing antiviral treatment in subgroups of index patients, a significant interaction ( $p = 0.01$ ) was found, but the subgroup effect was low according to ICMEAN criteria. Appendix 16-21 shows the details of the sensitivity and subgroup analyses.

### **Discussion**

In this systematic review and network meta-analysis of RCTs of antiviral prophylaxis of influenza compared to placebo or standard care, we found that oseltamivir, laninamivir, zanamivir, and baloxavir all can reduce the risk of symptomatic seasonal

influenza in high-risk persons exposed to a symptomatic close contact with influenza when antiviral prophylaxis is initiated promptly after exposure. However, PEP with these antivirals may have little or no important effects on reducing symptomatic seasonal influenza in low-risk populations. For populations exposed to novel influenza A viruses associated with severe disease in infected humans, prompt administration of PEP with oseltamivir, zanamivir, laninamivir, or baloxavir may reduce the risk of symptomatic zoonotic influenza. We did not find convincing evidence to suggest that antiviral prophylaxis provides important reductions in the risk of admission to hospital or all-cause mortality due to seasonal influenza. These antivirals may also have no important effects on adverse events or severe adverse events related to the drugs.

### **Strength and limitations**

This is the first network meta-analysis to assess antivirals for prophylaxis of influenza. We specified explicit eligibility criteria, conducted a comprehensive literature search for eligible studies and performed duplicate selection, data extraction, and risk of bias assessment. We assessed the effects of antivirals in preventing seasonal influenza for both low-risk and high-risk populations, and based on the WHO guideline panel's discussions, incorporated data modeling for prevention of zoonotic influenza. The WHO panel provided MID values of importance to patients that we used to interpret the results and guide the ratings for imprecision. We performed within-trial subgroup analyses to explore possible effect modification according to age and influenza

vaccination status and performed sensitivity analyses to assess risk of bias, missing data, exposures status to influenza viruses, and ICC values, all of which yielded results similar to our primary analyses.

Our review has limitations. First, data were unavailable to assess some outcomes identified by the WHO guidelines panel as important, including length of hospitalization, ICU admission, invasive mechanical ventilation, and influenza disease severity, and there were very limited data for pregnant people or infants aged <1 year. Second, although studies varied in the route of drug administration, dosage, and duration of PEP (Appendix 2), we combined them in the network meta-analysis. Third, we included three trials in which the index case had influenza-like illness because the results were unchanged when these studies were excluded in sensitivity analyses. Fourth, because no RCTs have been conducted of antivirals for PEP to prevent symptomatic zoonotic influenza, we used indirect evidence from RCTs of seasonal influenza as the evidence base for zoonotic influenza. Also, because the overall mortality for zoonotic influenza is unknown, we estimated the case fatality proportion for zoonotic influenza to be 30%, based upon sporadic human infections with different novel influenza A viruses associated with severe disease. This overestimates the mortality for other avian influenza A virus infections and swine influenza A virus infections of humans that are associated with lower disease severity.

### **Comparison with prior work**

Previous systematic reviews suggested that prophylaxis with antivirals is effective for preventing symptomatic influenza but did not assess the certainty of the evidence.<sup>9-11,59-63</sup> Our findings are consistent with those of previous systematic reviews of no significant effect on asymptomatic influenza virus infection,<sup>10,11</sup> mortality<sup>59</sup> or serious adverse events.<sup>10</sup> Previous reviews assessed zanamivir, oseltamivir and laninamivir but did not include one recent RCT for baloxavir. Our systematic review is updated and more comprehensive than prior reviews, provides ratings of the certainty of evidence, and is the first review to specify MIDs and thus to explicitly address the importance to patients of the intervention effects.

### **Clinical and research implications**

Our systematic review provides evidence for the clinical benefit and safety of antiviral prophylaxis to prevent symptomatic seasonal influenza in persons who are at high risk for severe influenza when started within 48 hours of exposure to a symptomatic person with influenza.

There are a number of important populations for which data from RCTs on post-exposure antiviral prophylaxis remain limited, including for exposed pregnant people, infants, persons with kidney dysfunction, liver disease, and other chronic medical conditions. Other gaps are in understanding the risk of infection and severe zoonotic influenza, and benefit of post-exposure antiviral prophylaxis in people exposed to animals or humans infected with novel influenza A viruses associated with severe

disease and high mortality.

## **Conclusions**

Following exposure to persons with seasonal influenza, prompt initiation of PEP with oseltamivir, zanamivir, laninamivir or baloxavir all probably provide important reductions in the risk of symptomatic influenza in persons who are at high-risk for severe influenza. Similarly, based upon indirect evidence for seasonal influenza, prompt initiation of PEP with these antivirals may also provide important reductions in the risk of symptomatic zoonotic influenza.

## **Authors' contributions**

Yunli Zhao, Gordon Guyatt and Qiukui Hao conceived and designed the study; Yunli Zhao, Ya Gao, Ping Liu, Ming Liu, Yanjiao Shen, Xiaoyan Chen, Shuyue Luo acquired data; Yunli Zhao, Ya Gao, Xingsheng Li, Rongzhong Huang and Qiukui Hao analyzed data; Yunli Zhao, Ya Gao, Gordon Guyatt, Timothy M. Uyeki and Qiukui Hao interpreted the data; Yunli Zhao and Qiukui Hao drafted the article; Gordon Guyatt and Timothy M. Uyeki critically revised the article; all authors reviewed the submitted version of manuscript and approved the final version of the manuscript.

## **Declaration of interests**

We declare no competing interests.

## **Data sharing**

All data included were derived from publicly available documents cited in the references. Extracted data are available upon request to the corresponding author.

## Acknowledgments

We thank Rachel Couban (librarian at McMaster University; email: [rcouban@mcmaster.ca](mailto:rcouban@mcmaster.ca)) for helping with developing the search strategy. Yanjiao Shen acknowledges funding from China Scholarship Council.

## References

1. World Health Organization. Vaccines against influenza: WHO position paper *WHO Weekly Epidemiological Record* <https://iris.who.int/bitstream/handle/10665/354264/WER9719-eng-frepdf?sequence=1&isAllowed=y> 2022; (Accessed by 2023-08).
2. Tsai JP, Baker AJ. Influenza-associated neurological complications. *Neurocrit Care* 2013; 18(1): 118-30.
3. Uyeki TM, Hui DS, Zambon M, Wentworth DE, Monto AS. Influenza. *Lancet* 2022; 400(10353): 693-706.
4. World Health Organization. Influenza (Flu). <https://www.cdc.gov/flu/pandemic-resources/index.htm>; (Accessed by 2023-08).
5. World Health Organization. CDC Seasonal Flu Vaccine Effectiveness Studies. <https://www.cdc.gov/flu/vaccines-work/effectiveness-studies.htm>; (Accessed by 2023-08).
6. Uyeki TM, Bernstein HH, Bradley JS, et al. Clinical Practice Guidelines by the Infectious Diseases Society of America: 2018 Update on Diagnosis, Treatment, Chemoprophylaxis, and Institutional Outbreak Management of Seasonal Influenza. *Clin Infect Dis* 2019; 68(6): 895-902.
7. Prevention CfDCA. Interim Guidance on Follow-up of Close Contacts of Persons Infected with Novel Influenza A Viruses and Use of Antiviral Medications for Chemoprophylaxis. *Centers for Disease Control and Prevention, National Center for Immunization and Respiratory Diseases (NCIRD)* <https://www.cdc.gov/flu/avianflu/novel-av-chemoprophylaxis-guidance.htm> 2022.
8. Prevention CfDCA. Interim Guidance on Influenza Antiviral Chemoprophylaxis of Persons Exposed to Birds with Avian Influenza A Viruses Associated with Severe Human Disease or with the Potential to Cause Severe Human Disease. *Centers for Disease Control and Prevention, National Center for Immunization and Respiratory Diseases (NCIRD)* <https://www.cdc.gov/flu/avianflu/guidance-exposed-persons.htm>

2022.

9. Higashiguchi M, Matsumoto T, Fujii T. A Meta-Analysis of Laninamivir Octanoate for Treatment and Prophylaxis of Influenza. *Antiviral Therapy* 2017; **23**(2): 157-65.
10. Jefferson T, Jones MA, Doshi P, et al. Neuraminidase inhibitors for preventing and treating influenza in adults and children. *Cochrane Database of Systematic Reviews* 2014; **2018**(1).
11. Heneghan CJ, Onakpoya I, Thompson M, Spencer EA, Jones M, Jefferson T. Zanamivir for influenza in adults and children: systematic review of clinical study reports and summary of regulatory comments. *Bmj* 2014; **348**(apr09 2): g2547-g.
12. Ikematsu H, Hayden FG, Kawaguchi K, et al. Baloxavir Marboxil for Prophylaxis against Influenza in Household Contacts. *N Engl J Med* 2020; **383**(4): 309-20.
13. World Health Organization. Guidelines for the clinical management of severe illness from influenza virus infections. Geneva: World Health Organization 2021.
14. JWB GHG. Risk of Bias in Randomized Trials. 2016; <http://growthevidence.com/gordon-h-guyatt-md-msc-and-jason-w-bussedc-phd/> (Accessed by 2018-06).
15. Chang Y, Kennedy SA, Bhandari M, et al. Effects of Antibiotic Prophylaxis in Patients with Open Fracture of the Extremities: A Systematic Review of Randomized Controlled Trials. *JBJS Rev* 2015; **3**(6).
16. Higgins JPT ES, Li T (editors). Chapter 23: Including variants on randomized trials. In: Higgins JPT, Thomas J, Chandler J, Cumpston M, Li T, Page MJ, Welch VA (editors). *Cochrane Handbook for Systematic Reviews of Interventions version 64 (updated August 2023)* Cochrane 2023; Available from [www.training.cochrane.org/handbook](http://www.training.cochrane.org/handbook).
17. Rucker G. Network meta-analysis, electrical networks and graph theory. *Res Synth Methods* 2012; **3**(4): 312-24.
18. Higgins JP, Jackson D, Barrett JK, Lu G, Ades AE, White IR. Consistency and inconsistency in network meta-analysis: concepts and models for multi-arm studies. *Res Synth Methods* 2012; **3**(2): 98-110.
19. IntHout J, Ioannidis JP, Borm GF. The Hartung-Knapp-Sidik-Jonkman method for random effects meta-analysis is straightforward and considerably outperforms the standard DerSimonian-Laird method. *BMC Med Res Methodol* 2014; **14**: 25.
20. Newcombe RG, Bender R. Implementing GRADE: calculating the risk difference from the baseline risk and the relative risk. *Evid Based Med* 2014; **19**(1): 6-8.
21. Weber F, Knapp G, Ickstadt K, Kundt G, Glass A. Zero-cell corrections in random-effects meta-analyses. *Res Synth Methods* 2020; **11**(6): 913-9.
22. Langan D, Higgins JPT, Jackson D, et al. A comparison of heterogeneity variance estimators in simulated random-effects meta-analyses. *Res Synth Methods* 2019; **10**(1): 83-98.
23. Schandelmaier S, Briel M, Varadhan R, et al. Development of the Instrument to assess the Credibility of Effect Modification Analyses (ICEMAN) in randomized controlled trials and meta-analyses. *CMAJ* 2020; **192**(32): E901-E6.
24. Harbord RM, Egger M, Sterne JA. A modified test for small-study effects in



- meta-analyses of controlled trials with binary endpoints. *Stat Med* 2006; **25**(20): 3443-57.
25. Puhan MA, Schunemann HJ, Murad MH, et al. A GRADE Working Group approach for rating the quality of treatment effect estimates from network meta-analysis. *BMJ* 2014; **349**: g5630.
26. Brignardello-Petersen R, Bonner A, Alexander PE, et al. Advances in the GRADE approach to rate the certainty in estimates from a network meta-analysis. *J Clin Epidemiol* 2018; **93**: 36-44.
27. Ambrozaitis A, Gravenstein S, van Essen GA, et al. Inhaled zanamivir versus placebo for the prevention of influenza outbreaks in an unvaccinated long-term care population. *J Am Med Dir Assoc* 2005; **6**(6): 367-74.
28. Brady MT SS, Pacini DL, Samorodin R, DePamphilis J, Oakes M, Soo W, Clements ML. Safety and prophylactic efficacy of low-dose rimantadine in adults during an influenza A epidemic. *Antimicrob Agents Chemother* 1990; **34**(9): 1633-6.
29. Bricaire F HC, Boissel JP. Prévention de la grippe A. Efficacité et tolérance du chlorhydrate de rimantadine [Prevention of influenza A. Effectiveness and tolerance of rimantadine hydrochloride]. *Presse Med* 1990; **19**(2): 69-72.
30. Crawford SA CR, Abell TD, Ramsey CN Jr, Glezen P, Couch RB. Rimantadine prophylaxis in children: a follow-up study. *Pediatr Infect Dis J* 1988; **7**(6): 379-83.
31. Dolin R RR, Madore HP, Maynard R, Linton PN, Webber-Jones J. A controlled trial of amantadine and rimantadine in the prophylaxis of influenza A infection. *N Engl J Med* 1982; **307**(10): 580-4.
32. Gravenstein S, Drinka P, Osterweil D, et al. Inhaled zanamivir versus rimantadine for the control of influenza in a highly vaccinated long-term care population. *J Am Med Dir Assoc* 2005; **6**(6): 359-66.
33. Hayden FG AR, Schilling M, Johnson C, Poretz D, Paar D, Huson L, Ward P, Mills RG. Use of the selective oral neuraminidase inhibitor oseltamivir to prevent influenza. *N Engl J Med* 1999; **341**(18): 1336-43.
34. Hayden FG BR, Clover RD, Hay AJ, Oakes MG, Soo W. Emergence and apparent transmission of rimantadine-resistant influenza A virus in families. *N Engl J Med* 1989; **321**(25): 1696-702.
35. Hayden FG GL, Monto AS, Klein TC, Elliot MJ, Hammond JM, Sharp SJ, Ossi MJ; Zanamivir Family Study Group. Inhaled zanamivir for the prevention of influenza in families. *N Engl J Med* 2000; **343**(18): 1282-9.
36. Kaiser L HD, Flack NP, Keene O, Hayden FG. Short-term treatment with zanamivir to prevent influenza: results of a placebo-controlled study. *Clin Infect Dis* 2000; **30**(3): 587-9.
37. Kashiwagi S, Watanabe A, Ikematsu H, et al. Laninamivir octanoate for post-exposure prophylaxis of influenza in household contacts: a randomized double blind placebo controlled trial. *J Infect Chemother* 2013; **19**(4): 740-9.
38. Kashiwagi S, Watanabe A, Ikematsu H, Uemori M, Awamura S, Laninamivir Prophylaxis Study G. Long-acting Neuraminidase Inhibitor Laninamivir Octanoate as Post-exposure Prophylaxis for Influenza. *Clin Infect Dis* 2016; **63**(3): 330-7.
39. Kashiwagi S, Kudoh S, Watanabe A, Yoshimura I. [Efficacy and safety of the

selective oral neuraminidase inhibitor oseltamivir for prophylaxis against influenza--placebo-controlled double-blind multicenter phase III trial]. *Kansenshogaku Zasshi* 2000; **74(12)**: 1062-76.

40. LaForce C MC, Henderson FW, McElhaney JE, Hampel FC Jr, Bettis R, Kudule L, Harris J, Yates P, Tisdale M, Webster A. Efficacy and safety of inhaled zanamivir in the prevention of influenza in community-dwelling, high-risk adult and adolescent subjects: a 28-day, multicenter, randomized, double-blind, placebo-controlled trial. *Clin Ther* 2007; **29(8)**: 1579-90; discussion 7-8.

41. 167-101. GG167 Phase 3 Clinical Trial Study of prevention effectiveness with respect to influenza virus-Double-blind parallel group comparison test. <https://www.gsk-studyregister.com/en/trial-details/?id=167-101>; (Accessed by 2024-10).

42. NAIA2006. A double-blind, randomised, placebo-controlled multicentre study to investigate the efficacy and safety of zanamivir therapy in the prevention of progression of influenza A and B viral infections. <https://www.gsk-studyregister.com/en/trial-details/?id=NAIA2006>; (Accessed by 2024-10).

43. NAIB2006. A double-blind, randomised, placebo-controlled, parallel-group, multicentre study to investigate the efficacy and safety of inhaled zanamivir in preventing progression of influenza A and B viral infections. <https://www.gsk-studyregister.com/en/trial-details/?id=NAIB2006>; (Accessed by 2024-10).

44. WV15825. A double-blind, randomised, placebo controlled study of Ro 64-0796 (also known as GS4104) used in elderly subjects for the prevention of clinical influenza during the influenza season. <https://datadryad.org/stash/dataset/doi:10.5061/dryad.77471>; (Accessed by 2024-10).

45. WV15708. A double-blind, randomized, placebo controlled study of Ro 64-0796 used in elderly subjects for the prevention of clinical influenza during the influenza season. <https://datadryad.org/stash/dataset/doi:10.5061/dryad.77471>; (Accessed by 2024-10).

46. Marianne AB van der Sande AM, Fatmagül Şen-Kerpiclik, Remko Enserink, Herman JM Cools, Piet Overduin, José M Ferreira, Marie-José Veldman-Ariessen and For the Peppie study group. Effectiveness of post-exposition prophylaxis with oseltamivir in nursing homes: a randomised controlled trial over four seasons. *Emerg Themes Epidemiol* 2014; **11:13**.

47. Monto AS OS, Hornbuckle K, Pearce CL. Safety and efficacy of long-term use of rimantadine for prophylaxis of type A influenza in nursing homes. *Antimicrob Agents Chemother* 1995; **39(10)**: 2224-8.

48. Monto AS PM, Blanckenberg SJ, Ruuskanen O, Cooper C, Fleming DM, Kerr C. Zanamivir prophylaxis: an effective strategy for the prevention of influenza types A and B within households. *J Infect Dis* 2002; **186(11)**: 1582-8.

49. Monto AS RD, Herlocher ML, Hinson JM Jr, Elliott MJ, Crisp A. Zanamivir in the prevention of influenza among healthy adults: a randomized controlled trial. *JAMA* 1999; **282(1)**: 31-5.

50. Nafta I TA, Braun I, Companetz W, Simionescu A, Birt E, Florea V. Administration of amantadine for the prevention of Hong Kong influenza. *Bull World*

*Health Organ* 1970; **42(3)**: 423-7.

51. Nakano T, Ishiwada N, Sumitani T, Uemori M, Isobe K, Laninamivir Prophylaxis Study G. Inhaled Laninamivir Octanoate as Prophylaxis for Influenza in Children. *Pediatrics* 2016; **138(6)**.

52. Pettersson RF HP, Penttinen K, Pyhälä R, Tokola O, Vartio T, Visakorpi R. Evaluation of amantadine in the prophylaxis of influenza A (H1N1) virus infection: a controlled field trial among young adults and high-risk patients. *J Infect Dis* 1980; **142(3)**: 377-83.

53. Reuman PD BD, Keefer MC, Young EC, Sherwood JR, Schiff GM. Efficacy and safety of low dosage amantadine hydrochloride as prophylaxis for influenza A. *Antiviral Res* 1989; **11(1)**: 27-40.

54. Schilling M PL, Krause P, Gravenstein M, Ambrozaitis A, Jones HH, Drinka P, Shult P, Powers D, Gravenstein S. Efficacy of zanamivir for chemoprophylaxis of nursing home influenza outbreaks. *Vaccine* 1998; **16(18)**: 1771-4.

55. Welliver R MA, Carewicz O, Schatteman E, Hassman M, Hedrick J, Jackson HC, Huson L, Ward P, Oxford JS; Oseltamivir Post Exposure Prophylaxis Investigator Group. Effectiveness of oseltamivir in preventing influenza in household contacts: a randomized controlled trial. *JAMA* 2001; **285(6)**: 748-54.

56. Oker-Blom N HT, Leinikki P, Palosuo T, Pettersson R, Suni J. Protection of Man from Natural Infection with Influenza Az Hong Kong Virus by Amantadine: A Controlled Field Trial. *Br Med J* 1970; **3((5724))**: 676-8.

57. Payler DK PP. Influenza A prophylaxis with amantadine in a boarding school. *Lancet* 1984; **1(8375)**: 502-4.

58. Quarles JM CR, Cate TR, Goswick CB. Comparison of amantadine and rimantadine for prevention of type A (Russian) influenza. *Antiviral Res* 1981; **1(3)**: 149-55.

59. Heneghan CJ, Onakpoya I, Jones MA, et al. Neuraminidase inhibitors for influenza: a systematic review and meta-analysis of regulatory and mortality data. *Health Technology Assessment* 2016; **20(42)**: 1-242.

60. Jefferson T, Jones M, Doshi P, Del Mar C. Neuraminidase inhibitors for preventing and treating influenza in healthy adults: systematic review and meta-analysis. *BMJ* 2009; **339(dec07 2)**: b5106-b.

61. Jefferson T, Jones M, Doshi P, Spencer EA, Onakpoya I, Heneghan CJ. Oseltamivir for influenza in adults and children: systematic review of clinical study reports and summary of regulatory comments. *Bmj* 2014; **348(apr09 2)**: g2545-g.

62. Jackson RJ, Cooper KL, Tappenden P, et al. Oseltamivir, zanamivir and amantadine in the prevention of influenza: a systematic review. *J Infect* 2011; **62(1)**: 14-25.

63. Tappenden P, Jackson R, Cooper K, et al. Amantadine, oseltamivir and zanamivir for the prophylaxis of influenza (including a review of existing guidance no. 67): a systematic review and economic evaluation. *Health Technol Assess* 2009; **13(11)**: iii, ix-xii, 1-246.

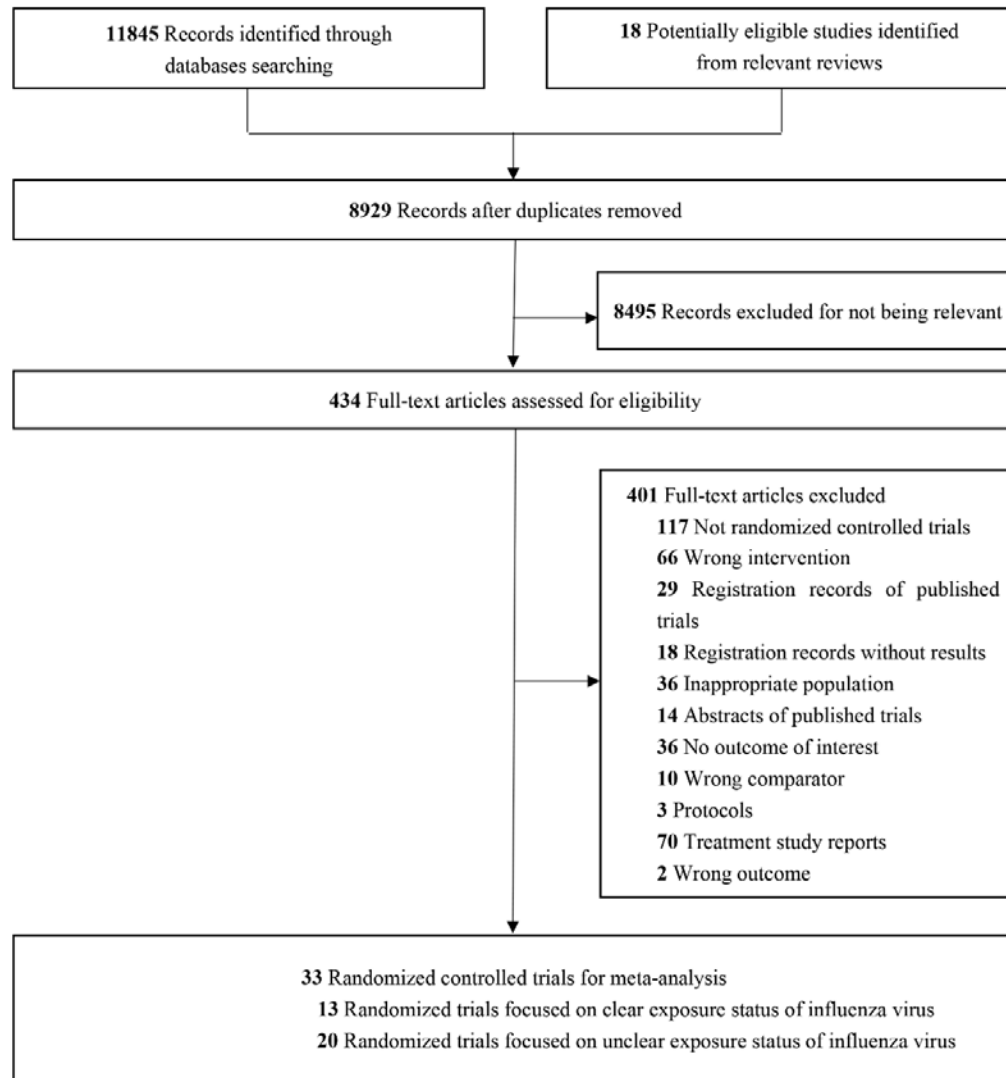


Figure 1 PRISMA flow diagram of studies included in the review.

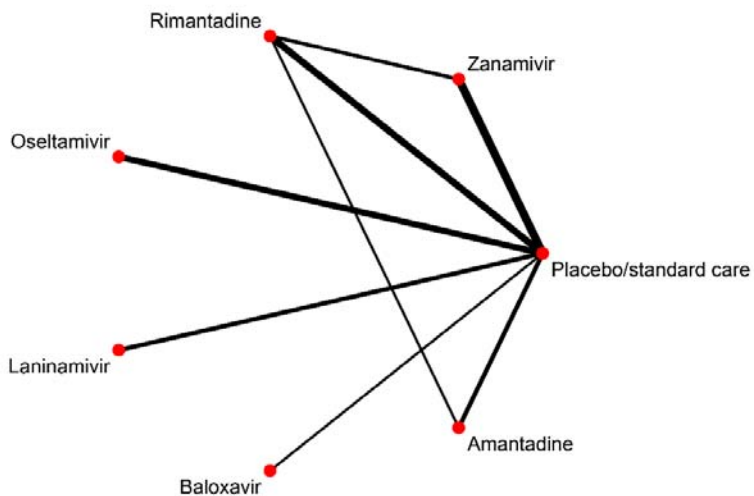
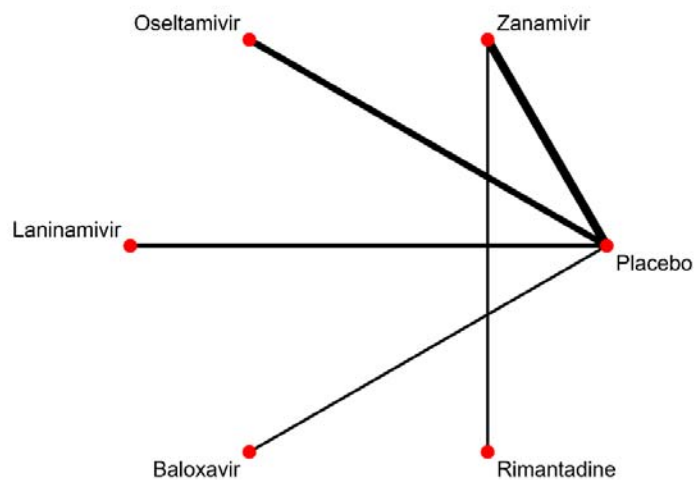


Figure 2 a Network plot of all included studies for lab-confirmed symptomatic influenza; b Network plot of all included studies for lab-confirmed influenza.