

Sex differences in elite track and field performances and inferences about steroid doping

Diana B. Collantes, MD¹; Jonathon W. Senefeld, PhD^{2,3}; Kathryn F. Larson, MD⁴; Doriane Lambelet Coleman, JD⁵; Michael J. Joyner, MD^{1,6}; Shalaya Kipp, PhD¹✉

Author Affiliations

¹Department of Anesthesiology and Perioperative Medicine, Mayo Clinic, Rochester, Minnesota

²Department of Health and Kinesiology, University of Illinois Urbana-Champaign, Urbana, Illinois

³Beckman Institute for Advanced Science and Technology, University of Illinois Urbana-Champaign, Urbana, Illinois

⁴Department of Cardiovascular Medicine, Mayo Clinic, Rochester, Minnesota, USA

⁵Duke University School of Law, Durham, North Carolina

⁶Department of Physiology and Biomedical Engineering, Mayo Clinic, Rochester, Minnesota

✉Correspondence

Shalaya Kipp, PhD, Department of Anesthesiology and Perioperative Medicine
Mayo Clinic | 200 First Street SW | Rochester, MN 55905
kipp.shalaya@mayo.edu

Additional Information

Running title: Sex differences in elite athletics and inferences about steroid doping
Keywords (3): gender, athletics, sports, testosterone, androgens
Word count: 3546 words
References: 31 references
Subject Area: Physiology and the Olympics

1 **Abstract**

2 Females likely experience larger performance benefits from androgenic-anabolic steroids
3 than males. We set out to determine if there were temporal differences in select athletics
4 (track and field) records between females and males. Exploratory aims included: 1)
5 evaluating the improvements in female and male world records over time, and 2)
6 investigating the influence of doping programs on male and female world records before and
7 after 1990 when sport's governing bodies began to implement random out-of-competition
8 and systematic in-competition drug testing. We collected the top 500 performances of all
9 time for both sexes from an online database (worldathletics.org) in four running events
10 (100m, 200m, 400m, and 800m) and two throwing events (discus throw and shot put). Data
11 were stratified into quintiles based on world record ranking (1st to 100th, 101st to 200th, etc.).
12 The temporal distribution of top 100 female performers was significantly earlier than top 100
13 male performers (year: 2000±1 vs 2005±1, respectively; $p < 0.001$). Within event, the top
14 performances occurred significantly earlier for females in the 800m (year: 1995±15 vs
15 2003±12; $p < 0.001$) and shot put (year: 1992±14 vs 2003±17; $p < 0.001$). Among females,
16 world records rapidly improved through the 1980s, however following the 1990, the world
17 records ceased to improve. Geographically, there was a greater representation of countries
18 with state-sponsored doping programs, specifically among female performances. We
19 postulate these sex differences in the temporal distribution of top performances are likely
20 associated with enhanced effectiveness of exogenous androgens (steroid doping) among
21 female athletes with lower endogenous androgen hormones compared to males.

22
23
24
25
26
27
28
29

30 **Highlights**

31 **What is the central question of this study?**

32 Despite a longstanding notion that top performance in athletics occurred earlier for females
33 compared to males, likely due to the larger performance benefits of androgenic-anabolic
34 steroids, no study has compared this temporal relation. Thus, we examined the temporal
35 distribution of select athletics events between females and males.

36 **What is the main finding and its importance?**

37 The top-100 female performances occurred earlier than the top-100 male performances.
38 The sex-related temporal differences were particularly notable for the shot put and 800m.
39 Furthermore, there was a greater representation of countries with known state-sponsored
40 doping programs, specifically among females. Our analyses suggest anabolic-androgenic
41 steroids played a greater role in the world's best female athletics performances.

42 Introduction

43 Luminaries of physiology have long recognized the scientific value of ‘real world
44 data.’ For example, Nobel Prize laureate A.V. Hill, explained that “in the study of the
45 physiology of muscular exercise there is a vast store of accurate information, hitherto
46 almost unexploited, in the records of athletic sports and racing” (Hill, 1925). Careful
47 examination of elite performances can provide key insights into the limits of human
48 performance and provide a testbed to draw inferential conclusions about the physiological
49 determinants of human performance. Specifically, observational study and ‘passive
50 experimentation’ of the world’s most elite athletes enable the study of rare human
51 phenotypes exposed to extreme and prolonged exercise training that are logistically difficult
52 to study outside of small case studies or series (Lucia et al., 2006; Robinson et al., 1937;
53 Jones, 2006; Joyner et al., 2023).

54 Three fundamental observations about human performance provide a theoretical
55 framework to consider world record performances. First, record performance velocities are
56 slower with longer distances. The hyperbolic relation between average performance speed
57 and the duration of the athletic event, first identified by A.V. Hill a century ago, is now
58 generally referred to as the “power-duration relation” and is observed within a wide range of
59 whole-body activities as well as exercise with a single muscle group (Hill, 1925; Poole et al.,
60 2016; Burnley, 2009; Jones, 2010). Second, males outperform females by about 5 to 35%
61 with variation depending on the physiological requirements of the athletic event (Hunter et
62 al., 2023; Hunter, 2024). Third, record performances improve across time (Weiss et al.,
63 2016). These improvements are attributed to the dissemination of empirical learning based
64 on trial and error, more accessible science-based knowledge on best practices in training
65 and competition (Sandbakk et al., 2023), advancements in sports technology or techniques
66 (Dyer, 2015), and expanded competitive opportunities, particularly among females (Joyner
67 et al., 2010).

68 World records that do not follow all three fundamental observations are suspected
69 of representing performances enhanced by an unfair advantage to the athlete, such as
70 performance-enhancing drugs (e.g., androgenic steroids or erythropoietin). The female

71 athletics (track and field) world records that have failed to exhibit a consistent pattern of
72 improvement over time have therefore aroused suspicions of doping. One example is the
73 women's world record in the 400 meters (47.60 s) set by Marita Koch of East Germany in
74 1985. Koch is widely believed to have used the anabolic steroid Turinabol for many years in
75 the 1970s and 80s as part of a state-sponsored doping program (Franke & Berendonk, 1997).

76 Before sports governing bodies around the world committed to both random out-of-
77 competition and systematic in-competition drug testing, robust state-sponsored and
78 private-doping programs supported the widespread use by elite athletes of androgenic
79 anabolic steroids among other performance enhancing drugs. Implementation of these
80 doping programs occurred over a period of time, but the anti-doping commitment coalesced
81 around 1990, in the period following the 1988 Olympic Games in Seoul. Therefore, we have
82 broadly categorized two periods as pre and post 1990.

83 Androgenic-anabolic steroids are considered to be most effective among sporting
84 events associated with maximal muscle power (Iyer and Handelsman, 2016). Additionally,
85 they are likely more effective among females who have much lower endogenous androgen
86 concentrations than males (Handelsman et al., 2018). Given the larger benefit females
87 would experience from androgenic-anabolic steroids, and the historical, large-scale use of
88 androgenic-anabolic steroids that resulted from state-sponsored and privately directed
89 doping programs, we tested the hypothesis that top female performances would occur
90 earlier than top male performances.

91 In a retrospective observational study, we evaluated performance year among the
92 top 500 female and male athletes in events in the sport of athletics that may be influenced
93 by the ergogenic effects of anabolic-androgenic steroids. Two additional exploratory aims
94 of our analysis were to 1) evaluate the improvements in both female and male world records
95 over time and 2) investigate the influence of state-sponsored doping programs by visually
96 evaluating the geographical distribution of records in different periods of sport— before and
97 after 1990.

98

99 **2 | Methods**

100 **2.1 | Ethical approval**

101 This retrospective observational study represents secondary use of data. All
102 procedures accessed public information and did not require ethical review as determined
103 by the Mayo Clinic Institutional Review Board in accordance with the Code of Federal
104 Regulations, 45 CFR 46.102, and the Declaration of Helsinki. Performances of select
105 outdoor athletics events of the top 500 male and female athletes were collected.

106 **2.2 | Primary analysis**

107 World Athletics, the international governing body for the sport of athletics, maintains
108 a database of the all-time world's best performances for all its events. This publicly available
109 online database (<https://worldathletics.org/records/all-time-toplists/>) served as the
110 primary data source for this study. Data were extracted on 16 November 2023.

111 Performances from four track running events (100 m, 200 m, 400 m, and 800 m) and
112 two field throwing events (discus throw and shot put) were collected, comprising the top 500
113 all-time best female and male performers (i.e., athletes may only be represented once in the
114 database). Informed by *a priori* discussions, data associated with other athletics events
115 were excluded from data collection and analysis for several reasons. First, given the
116 preeminence associated with Olympic events, events not currently contested in the
117 Olympics were excluded. Second, we excluded Olympic events that were not contested by
118 both sexes in the pre and post 1990 testing periods (hammer throw, triple jump, 400m
119 hurdles). Third, endurance events were excluded because they benefit differently from
120 anabolic-androgenic steroid use (1500 m, 5000 m, 3000 m steeplechase, 10,000 m,
121 marathon, and 20 km race walk). Fourth, several events were excluded because they have
122 been associated with significant changes across time, specifically technique (high jump and
123 long jump), equipment (javelin throw, pole vault), and competition length (110/100 m
124 hurdles).

125 In this framework, up to 6,000 data points could be abstracted: 500 performances ×
126 6 athletics events × 2 sexes. Although complete datasets were almost ubiquitously
127 available, data associated with the discus throw and shot put were incomplete for female
128 athletes. We included 467 performances for female athletes and 468 performers for male

129 shot put athletes. Multiple male performers achieving the same mark (tie) accounted for the
130 discrepancy in the number of performances. We included 351 performances for both female
131 and male discus throwers. Thus, of the total 6,000 potential data points, 5,637
132 performances were included in analyses. Data extracted included: athlete's name, nation
133 represented, mark (finishing time or throw distance), and date of mark.

134 The primary outcome of these analyses was the year of competition associated with
135 the top marks. Additionally, the data were stratified into quintiles based on performance
136 place (i.e., 1st-100th; 101st-200th; 201st-300th; 301st-400th; 401st-500th) within each sex category
137 (female, male).

138

139 **2.3 | Exploratory Analysis: World record progression**

140 In a separate set of analyses to determine the progression of athletics world records
141 across time, we generated a second database of all-time female and male records (i.e.,
142 individual athletes may be represented multiple times). This database comprised the top
143 2,000 all-time records from 1900 to 16 November 2023. To ensure earlier records were
144 accounted for we included the top 2,000 all-time records from 1900 until 1980. The
145 progression of world record was plotted by finding the top performance for every year.

146

147 **2.4 | Exploratory Analysis: Geographical representation of top athletes**

148 To visually understand which countries contributed to the top performances, we
149 created choropleth maps to depict the frequency of each over three different periods: (1) pre
150 1990 (2) post 1990 and (3) all-time performances (1950-2023).

151 Due to changes in nation state boundaries, some previous boundaries were recoded
152 to their modern-day equivalent. Specifically: East Germany and West Germany were coded
153 to Germany. The Soviet Union was coded to Armenia, Azerbaijan, Belarus, Estonia, Georgia,
154 Kazakhstan, Kyrgyzstan, Latvia, Lithuania, Moldova, Russia, Tajikistan, Turkmenistan,
155 Ukraine, and Uzbekistan. The Unified Team (1992 Olympic team for former Soviet athletes
156 except those from the Baltics) was coded to Armenia, Belarus, Georgia, Kazakhstan, Russia,
157 and Uzbekistan. Czechoslovakia was coded to Czech Republic and Slovakia. Yugoslavia

158 was coded to Slovenia, Serbia, Montenegro, and Croatia. Former countries not included
159 here did not have top athletes in the performance database.

160 **2.5 | Statistical analyses**

161 We tested normality using a Shapiro-Wilk test. Because the distribution of
162 performances across years was not normally distributed, we used Kruskal–Wallis ANOVAs
163 to compare the differences between females and males within a given quintile. When
164 significant, we used a Wilcoxon rank sum test to determine where the differences were
165 (event). We applied Bonferroni correction for post hoc analysis to account for multiple
166 comparisons and conservatively set our significance level to $p < 0.001$. To test if the
167 percentage of performances held before and after 1990 changed for a given country, we
168 performed chi-squared tests. Analyses were performed using RStudio (Team, 2013; version
169 4.3.2, RStudio, Boston, MA). Data are reported as mean \pm standard deviation in the tables
170 and text, unless otherwise noted.

171

172 **3 | Results**

173 **3.1 | Performance Ranking**

174 Female top performances occurred significantly earlier than male top performances
175 in the first, third and fourth quintiles (Figure 1, Table 1). When looking within each event, the
176 top 100 female athletes (first quintile) for the 800m occurred significantly earlier than the
177 top 100 male athletes for the 800m (year: 1995 ± 15 vs 2003 ± 12 ; $P < 0.001$). The top female
178 shot put performances also occurred earlier than the top male shot put performances in the
179 first quintile (year: 1992 ± 14 vs 2003 ± 17 ; $p < 0.001$), third quintile (year: 1998 ± 16 vs 2006 ± 13 ;
180 $p < 0.001$), and fourth quintile (year: 2000 ± 17 vs 2007 ± 15 ; $p < 0.001$). Although female
181 performances occurred earlier than the male performances in the other four events, we
182 found no statically significant sex differences in the 100m, 200m, 400m or discus to
183 conclude that females are likely more advantaged than males by steroid doping.
184 Performances stratified by quintile, sex and event can be found in Table 1.

185

186 **3.2 | Exploratory analysis of world record progression**

187 We performed an exploratory analysis of the world record progression for select
188 athletics events. There is a visible improvement in world record performances across all
189 events and among both sexes until 1990 (Figure 2). Although world records associated with
190 male athletes have continued to progress after 1990, world records among female athletes
191 have not progressed since the 1980s. The mean world record year for female was 1987 while
192 the mean world record year for males was 2009. Table 2 shows the year the current world
193 records were set; notably, all female records in the studied events were set between 1983
194 and 1988.

195

196 **3.3 | Exploratory geographical analysis**

197 We performed an exploratory analysis of the geographical representation of top
198 performances (Figure 3 and Table 3), in part to investigate the prevalence of top
199 performances from countries with documented state-sponsored doping programs,
200 specifically the German Democratic Republic (Fitch 2008; Franke & Berendonk) and former
201 Soviet Union (Kalinski & Kerner, 2002). Among these formerly recognized regional areas
202 (German Democratic Republic and Soviet Union) and their modern-day equivalents
203 (Germany and namely Russia, respectively), there were markedly more performances
204 before 1990. While the Soviet Union was comprised of many countries, we have chosen to
205 focus on Russia given the large number of performances they achieved in the post 1990
206 period. We calculated that 23% and 10.99% of the top all-time performances up to 1990
207 were female and male athletes from Germany, respectively. After 1990, there was a
208 significant decrease in the records held by German female (4.28%, $p < 0.001$; $X^2 = 164.32$) and
209 male athletes (2.8%, $p < 0.001$; $X^2 = 65.33$). Russia showed a similar pattern, accounting for
210 34.08% and 14.13% of the top female and male all-time performance up to 1990. After 1990,
211 there was a significant decrease in the performances held by Russian females (8.74%,
212 $p < 0.001$; $X^2 = 179.02$) and male athletes (1.42%, $p < 0.001$; $X^2 = 167.14$). Other countries that
213 held over 3% of the total performances before 1990 included: Romania, Bulgaria, the United
214 Kingdom, and the United States. The United States recorded a large fraction of the male
215 records prior to 1990 (37.36%), however in contrast to Germany and Russia, the fraction of

216 top records by male athletes in the United States was maintained after 1990 (31.26%,
217 $p=0.04$; $X^2 =4.15$). Females from United States represented 10.38% of the top female
218 athletes up to 1990 and increased to 29.69% from 1990 to 2023 ($p<0.001$; $X^2=69.50$), a
219 change which may be attributed to more competitive opportunities, professionalization for
220 females and increased worldwide doping control.

221

222 **4 | Discussion**

223 This retrospective, observational study used ‘real-world data’ – elite athletics
224 performances of females and males – to explore the temporal and geographical
225 distributions of top athletes in select events that may have been influenced by the ergogenic
226 effects of anabolic-androgenic steroids. Available data suggest an influential role of
227 anabolic-androgenic steroids on the world’s best athletics athletes, particularly among
228 female athletes. Several different analyses supported this primary finding. First, among the
229 top 100 best athletics athletes within select events, the performance year associated with
230 top athletes occurred earlier for females compared to males. These sex-related temporal
231 differences were particularly notable for two events—shot put and 800s. Second, world
232 records did not progress after 1990 among females. Lastly, there was a greater
233 representation of countries with known state-sponsored doping programs, specifically
234 among female performances. In this context, our analyses suggest anabolic-androgenic
235 steroids played a substantial role in the world’s best athletics performances, especially
236 among female athletes.

237

238 **4.1 | Potential contribution of anabolic-androgenic steroids**

239 Androgenic-anabolic steroids, synthetic derivatives of the hormone testosterone,
240 have long been recognized for their potential to enhance athletic performance and have
241 influenced sporting culture particularly in countries with state-sponsored doping programs
242 (Handelsman, 2021). Notably, early scientists and physicians found that androgen doping
243 was particularly effective in females, especially in events requiring speed and strength
244 (Franke & Berendonk, 1997). Because adult males have about 15-fold greater endogenous

245 testosterone concentrations than adult females (Senefeld & Hunter, 2024; Nokoff et al.,
246 2023), the sigmoidal dose response relationship for exogenous androgens differs between
247 females and males (Huang & Basaria, 2018; Handelsman et al., 2018). Females with lower
248 endogenous testosterone concentrations likely experience greater performance benefits
249 with exposure to lower doses of exogenous androgens compared to males who have higher
250 endogenous testosterone concentrations (Huang & Basaria, 2018; Handelsman et al.,
251 2018). In the dose and response curve context, with a similar exposure to exogenous
252 androgens, females may experience substantial performance enhancement and males
253 likely experience a small, blunted ergogenic effect compared to females.

254

255 **4.2 | Historical context**

256 The androgenic effects associated with testosterone were characterized in the 1930s
257 and exogenous androgens were adopted in sport during the early years of the Cold War likely
258 due to sociopolitical pressures to demonstrate geopolitical supremacy (Handelsman, 2021;
259 Iyer and Handelsman, 2016). In this framework, several countries embraced a national
260 system of androgen doping to improve sport performance commonly known as ‘state-
261 sponsored doping programs’ (Fitch, 2008). The differential performance enhancing effects
262 of androgen doping on females was noted. For example, after the collapse of the German
263 Democratic Republic, documents were recovered that provided detailed information of the
264 specifics of their doping program, notably the heavy use of androgenic-anabolic steroids on
265 female athletes:

266 *“From our experiences made so far it can be concluded that women have the greatest*
267 *advantage from treatments with anabolic hormones with respect to their performance in*
268 *sport....”*-- March 3, 1977, SMD Deputy Director Hoppner; Vol. II of his Stasi reports under
269 the code name “Technik,” pp. 243–44. (Franke & Berendonk, 1997).

270 Although the International Olympic Committee prohibited the use of androgenic
271 anabolic steroids in-competition in 1974, thereafter drug testing at the Olympics was
272 conducted in an overt and predictable pattern allowing the opportunity for athletes
273 temporarily to cease androgen use before the Games. In this context, widespread

274 androgenic anabolic steroid use continued until the sport's governing bodies became
275 serious about comprehensive in and out of competition drug testing in the period following
276 the 1988 Olympic Games in Seoul (Blackwell, 1991; Jacobs & Samuels, 1994). This shift in
277 policy together with the geopolitical events that caused the collapse of the German
278 Democratic Republic, the Soviet Union, and their respective doping programs is associated
279 with a stagnation in female records.

280 It is noteworthy that in the West, societal norms around female participation in sports
281 changed, opportunities for participation expanded, and participation numbers surged in the
282 post 1990 period. In light of these developments, Whipp and Ward (1992) calculated a
283 steeper progression of the female world records for track events, extrapolating mean
284 running velocities to pose the hypothetical question '*will women soon outrun men?*' and it
285 was postulated that female world records would have declined to a greater extent than male
286 records in the past three decades (Cheuvront et al., 2005). However, this was not observed
287 and, as illustrated in the current study, it contrasts with the patterns observed in world
288 record progression for select athletics events.

289

290 **4.3 | Perspective**

291 Careful examination of elite athletics data can provide key insights into human
292 performance and provide inferential conclusions about performance physiology. Although
293 our study faced several limitations enumerated below, our results provide several lines of
294 evidence suggesting an influential role of anabolic-androgenic steroids on world's best
295 athletics performances, particularly among female athletes competing in 800s and shot put.
296 First, female top performances occurred earlier than male top performances. Second, our
297 exploratory analyses of world record progression showed female records were established
298 in the 1980 and 1990, while male records continue to improve. Third, geographic analysis
299 reveals countries with state-sponsored doping programs are over-represented prior to 1990.

300

301 **4.4 | Limitations**

302 Our study quantified records of select athletics events without assessment of
303 physiologic factors and other influential factors, such as prize money incentives, better
304 tracks, and advanced footwear technology (Dyer, 2015). We were limited to publicly
305 available data that did not include information on performance-influencing factors such as
306 performance enhancing drug use. While anabolic-androgenic steroids have been the focus
307 of this paper, other performance enhancing drugs may have been taken concurrently, such
308 as human growth hormone. Another potential limitation was that our geographic analysis
309 used the country an athlete represented, which may not have reflected where the athlete
310 was from or trained. Also, our analyses were restricted to a subset of events, which limits
311 the generalizability of our findings. In this framework, our retrospective, observational study
312 design limits the physiologic and mechanistic insights that can be deduced directly from the
313 available data. Despite these limitations, our study provides several different analyses
314 which converge in the inferential conclusion that anabolic-androgenic steroids have
315 influenced the world's best performances and world records in athletics, particularly among
316 female athletes.

317

318 **5 | Conclusions**

319 Our analyses show that among the top 100 best athletics athletes in several select
320 events, the performance year associated with top performances was earlier for females
321 compared to males. Furthermore, the female world records in each of these events were set
322 in the 1980s, while male world records continue to improve. Exploratory geographic analysis
323 also revealed that countries which had state-sponsored doping programs at the time are
324 over-represented prior to implementation of systematic in- and out-of-competition drug
325 testing, the pre 1990 period. These analyses suggest an influential role of anabolic-
326 androgenic steroids on world's best athletics performances, particularly among female
327 athletes competing in 800m and shot put events.

328

329 **Author Contributions**

330 Conceptualization: Jonathon W. Senefeld, Michael J. Joyner, Shalaya Kipp. Data curation:
331 Diana B. Collantes, Jonathon W. Senefeld. Kathryn F. Larson, and Shalaya Kipp. Data
332 analysis: Shalaya Kipp. Writing—original draft: Diana B. Collantes and Shalaya Kipp.
333 Writing—review & editing: Diana B. Collantes, Jonathon W. Senefeld, Kathryn F. Larson,
334 Doriane Lambelet Coleman, Michael J. Joyner, and Shalaya Kipp. All authors have read and
335 approved the final version of the manuscript and agree to be accountable for all aspects of
336 the work in ensuring that questions related to the accuracy or integrity of any part of the work
337 are appropriately investigated and resolved. All persons designated as authors qualify for
338 authorship, and all those who qualify for authorship are listed.

339

340 **Conflict of Interest**

341 The authors declare no conflicts of interest.

342

343 **Funding Statement**

344 The authors declare no funding was received for this work.

345

346 **Data Availability Statement**

347 The analyzed datasets supporting this study are publicly available online at the World
348 Athletics website. Supporting data are available upon reasonable request.

349

350 **ORCID**

351 Diana B. Collantes <https://orcid.org/0009-0007-1401-9828>

352 Jonathon W. Senefeld <https://orcid.org/0000-0001-8116-3538>

353 Kathryn F. Larson <https://orcid.org/0000-0003-2565-3318>

354 Michael J. Joyner <https://orcid.org/0000-0002-7135-7643>

355 Shalaya Kipp <https://orcid.org/0000-0002-4628-3216>

References.

- Blackwell, J. (1991). Discourses on drug use: The social construction of a steroid scandal. *Journal of Drug Issues*, 21(1), 147-164.
- Burnley, M. (2009). Estimation of critical torque using intermittent isometric maximal voluntary contractions of the quadriceps in humans. *Journal of Applied Physiology*, 106(3), 975-83.
- Chevront, S.N., Carter, R., Deruisseau, K.C., & Moffatt, R.J. (2005). Running performance differences between men and women: an update. *Sports Medicine*, 35(12), 1017-24.
- Dyer, B. (2015). The controversy of sports technology: a systematic review. *SpringerPlus*, 4, 1-12.
- Fitch, K.D. (2008). Androgenic-anabolic steroids and the Olympic Games. *Asian Journal of Andrology*, 10(3), 384-90.
- Franke, W.W., & Berendonk, B. (1997). Hormonal doping and androgenization of athletes: a secret program of the German Democratic Republic government. *Clinical Chemistry*, 43(7), 1262-79.
- Handelsman, D. J., Hirschberg, A. L., & Bermon, S. (2018). Circulating testosterone as the hormonal basis of sex differences in athletic performance. *Endocrine Reviews*, 39(5), 803-829.
- Handelsman, D.J. (2021). Androgen Misuse and Abuse. *Endocrine Review*, 42(4), 457-501.
- Hill, A. V. (1925). The physiological basis of athletic records. *The Scientific Monthly*, 21(4), 409-428.
- Huang, G., & Basaria, S. (2018). Do anabolic-androgenic steroids have performance-enhancing effects in female athletes?. *Molecular and Cellular Endocrinology*, 464, 56-64.
- Hunter, S.K., S. Angadi, S., Bhargava, A., Harper, J., Hirschberg, A.L., D. Levine, B., L. Moreau, K., J. Nokoff, N., Stachenfeld, N.S., & Bermon, S. (2023). The Biological Basis of Sex Differences in Athletic Performance: Consensus Statement for the American College of Sports Medicine. *Medicine and Science in Sports Exercise*, 55(12), 2328-2360.
- Hunter, S. K. (2024). Age and Sex Differences in the Limits of Human Performance: Fatigability and Real-World Data. *Journal of Applied Physiology*.
- Iyer, R., & Handelsman, D.J. (2016) Androgens. *Frontiers of Hormone Research*, 47, 82-100.
- Jacobs, J. B., & Samuels, B. (1994). The drug testing project in international sports: Dilemmas in an expanding regulatory regime. *Hastings Int'l & Comp. L. Rev.*, 18, 557.

Jones, A. M. (2006). The physiology of the world record holder for the women's marathon. *International Journal of Sports Science & Coaching*, 1(2), 101-116.

Jones, A.M., Vanhatalo, A., Burnley, M., Morton, R.H., & Poole, D.C. (2010). Critical power: implications for determination of VO₂max and exercise tolerance. *Medicine and Science in Sports Exercise*, 42(10),1876-90.

Joyner, M. J., Hunter, S. K., Lucia, A., & Jones, A. M. (2020). Physiology and fast marathons. *Journal of Applied Physiology*, 128(4), 1065-1068.

Joyner, M.J., Wiggins, C.C., Baker, S.E., Klassen, S.A., & Senefeld, J.W. (2023) Exercise and Experiments of Nature. *Comprehensive Physiology*, 13(3),4879-4907.

Kalinski, M. I., & Kerner, M. S. (2002). Empfehlungen zum Einsatz von anabolen Steroiden im Sport aus der ehemaligen Sowjetunion–Daten aus einem geheimen Dokument. *Deutsche Zeitschrift für Sportmedizin*, 53(11).

Kanayama, G., & Pope Jr, H. G. (2018). History and epidemiology of anabolic androgens in athletes and non-athletes. *Molecular and Cellular Endocrinology*, 464, 4-13.

Lucia, A., Esteve-Lanao, J., Olivan, J., Gomez-Gallego, F., San Juan, A. F., Santiago, C., ... & Foster, C. (2006). Physiological characteristics of the best Eritrean runners—exceptional running economy. *Applied Physiology, Nutrition, and Metabolism*, 31(5), 530-540.

Muggeo, V. M. (2008). Segmented: an R package to fit regression models with broken-line relationships. *R news*, 8(1), 20-25.

Nokoff, N.J., Senefeld, J., Krausz, C., Hunter, S.K., & Joyner, M.J. (2023). Sex Differences in Athletic Performance: Perspectives on Transgender Athletes. *Exercise and Sport Science Review*, 51(3),85-95.

Poole, D.C., Burnley, M., Vanhatalo, A., Rossiter, H.B., & Jones, A.M. (2016). Critical Power: An Important Fatigue Threshold in Exercise Physiology. *Medicine and Science in Sports Exercise*, 48(11),2320-2334.

Robinson, S., Edwards, H.T., & Dill, D.B. (1937). New Records in Human Power. *Science*, 85(2208),409-10.

Sandbakk, Ø., Pyne, D. B., McGawley, K., Foster, C., Talsnes, R. K., Solli, G. S., ... & Sandbakk, S. B. (2023). The Evolution of World-Class Endurance Training: The Scientist's View on Current and Future Trends. *International Journal of Sports Physiology and Performance*, 1(aop), 1-5.

Senefeld, J. W., & Hunter, S. K. (2024). Hormonal basis of biological sex differences in human athletic performance. *Endocrinology*, bqae036.

R Core Team. (2016). R: A language and environment for statistical computing. R Foundation for Statistical Computing, Vienna, Austria. <http://www.R-project.org/>.

Verroken, M., & Mottram, D. R. (2003). Doping control in sport. *Drugs in Sport* (pp. 317-366). Routledge.

Weiss, M., Newman, A., Whitmore, C., & Weiss, S. (2016). One hundred and fifty years of sprint and distance running—Past trends and future prospects. *European Journal of Sport Science*, 16(4), 393-401.

Whipp, B. J., & Ward, S. (1992). Will women soon outrun men?. *Nature*, 355(6355), 25-25.

Tables

Table 1. Mean year of top performances for a given ranking quintile. Data is presented mean \pm SD.

Performance Ranking	<i>First quintile 1-100 **</i>		<i>Second quintile 101-200</i>		<i>Third quintile 201-300**</i>		<i>Fourth quintile 301-400**</i>		<i>Fifth quintile 401-500</i>	
	Event: Females	Males	Females	Males	Females	Males	Females	Males	Females	Males
100m	2010 \pm 13	2012 \pm 11	2008 \pm 14	2010 \pm 12	2007 \pm 15	2010 \pm 13	2008 \pm 14	2009 \pm 13	2002 \pm 16	2005 \pm 15
200m	2007 \pm 15	2009 \pm 14	2004 \pm 14	2005 \pm 16	2008 \pm 14	2005 \pm 14	2005 \pm 14	2005 \pm 13	2006 \pm 14	2005 \pm 16
400m	2004 \pm 14	2006 \pm 15	2003 \pm 15	2002 \pm 14	2004 \pm 14	2005 \pm 14	2003 \pm 15	2002 \pm 17	2007 \pm 15	2005 \pm 16
800m	1995 \pm 15*	2003 \pm 12	2002 \pm 15	2004 \pm 15	2000 \pm 15	2005 \pm 16	2000 \pm 15	2004 \pm 16	2003 \pm 14	2001 \pm 15
Discus Thow	1995 \pm 14	1999 \pm 15	1999 \pm 14	2000 \pm 17	1999 \pm 15	1997 \pm 16	2001 \pm 17	1992 \pm 16	-	-
Shot Put	1992 \pm 14*	2003 \pm 17	2001 \pm 15	2001 \pm 17	2006 \pm 13*	1998 \pm 16	2007 \pm 15*	2000 \pm 17	2007 \pm 13	2001 \pm 16

* Indicates significant sex difference within a quintile, for a given event.

** Indicates a significant sex difference within a given bin.

Data associated with the shot put and discus throw were incomplete for female athletes.

Significance was set to $p < 0.001$.

Table 2. Year associated with current world record ^a.

Event	Females^b	Males
100 m dash	1988	2009
200 m dash	1988	2009
400 m dash	1985	2016
800 m run	1983	2012
Discus throw	1988	1986
Shot put	1987	2023

^a Current world records as of 25 March 2024.

^b Note each of the selected female world records were set in the 1980s before 'out-of-competition' drug testing was implemented in 1989.

Table 3. Percentage of performances held by female and male athletes for their respective countries from 1950-1989, before the implementation of out-of-competition drug testing; and from 1990-2023, after the implementation of out-of-competition drug testing. We included only countries that held >3% of the records for either sex at any time point.

Country:	1950-1989 Before implementation of out-of-competition testing		1990-2023 After implementation of out-of-competition testing		<i>Female</i>		<i>Male</i>	
	Females	Males	Females	Males	χ^2	p-value	χ^2	p-value
United States	10.4%	37.4%	29.7%	31.3%	69.5	<0.001*	4.2	0.042
Russia	34.1%	14.1%	8.7%	1.4%	179.0	<0.001*	167.1	<0.001*
Germany	23.0%	11%	4.3%	2.8%	164.3	<0.001*	65.3	<0.001*
China	1.0%	0%	5.8%	0.6%	26.0	<0.001*	-	-
United Kingdom	3.8%	3.1%	3.7%	4.8%	<0.01	0.910	2.9	0.090
Romania	4.9%	0.3%	0.9%	0.3%	45.0	0.001*	0.01	0.978
Jamaica	0.8%	1.6%	6.5%	5.7%	32.9	0.001*	17.4	0.003
Kenya	0.1%	2.8%	1.1%	5.3%	5.3	0.210	6.2	0.012
Bulgaria	4.6%	1.9%	0.7%	0.2%	48.6	0.001*	24.8	<0.001*

*Significance was set to $p < 0.001$.

Figure Legends and Figures

Figure 1. Temporal density plots of top performances for females and males athletics athletes. The 500 performances per event and sex are stratified by quintile according to ranking. The first quintile includes the top performance (1) to the 100th performance. The second quintile includes the 101st performance to the 200th performance. The third quintile includes the 201st performance to the 300th performance. The fourth quintile includes the 301st performance to the 400th performance. The fifth quintile includes the 401st performance to the 500th performance.

Figure 2. World record progression for Athletics events. Red lines represent female world records over time and blue lines represent male world records over time. The corresponding filled circles indicate current world records.

Figure 3. World Map showing distribution of top athletics athletes. The top panel (A) shows the number of athletes from each country from 1950-1989 (year out of competition drug testing started). The middle panel (B) shows the number of athletes from 1990-2023. The bottom panel (C) shows the all-time number of athletes (1950-2023).

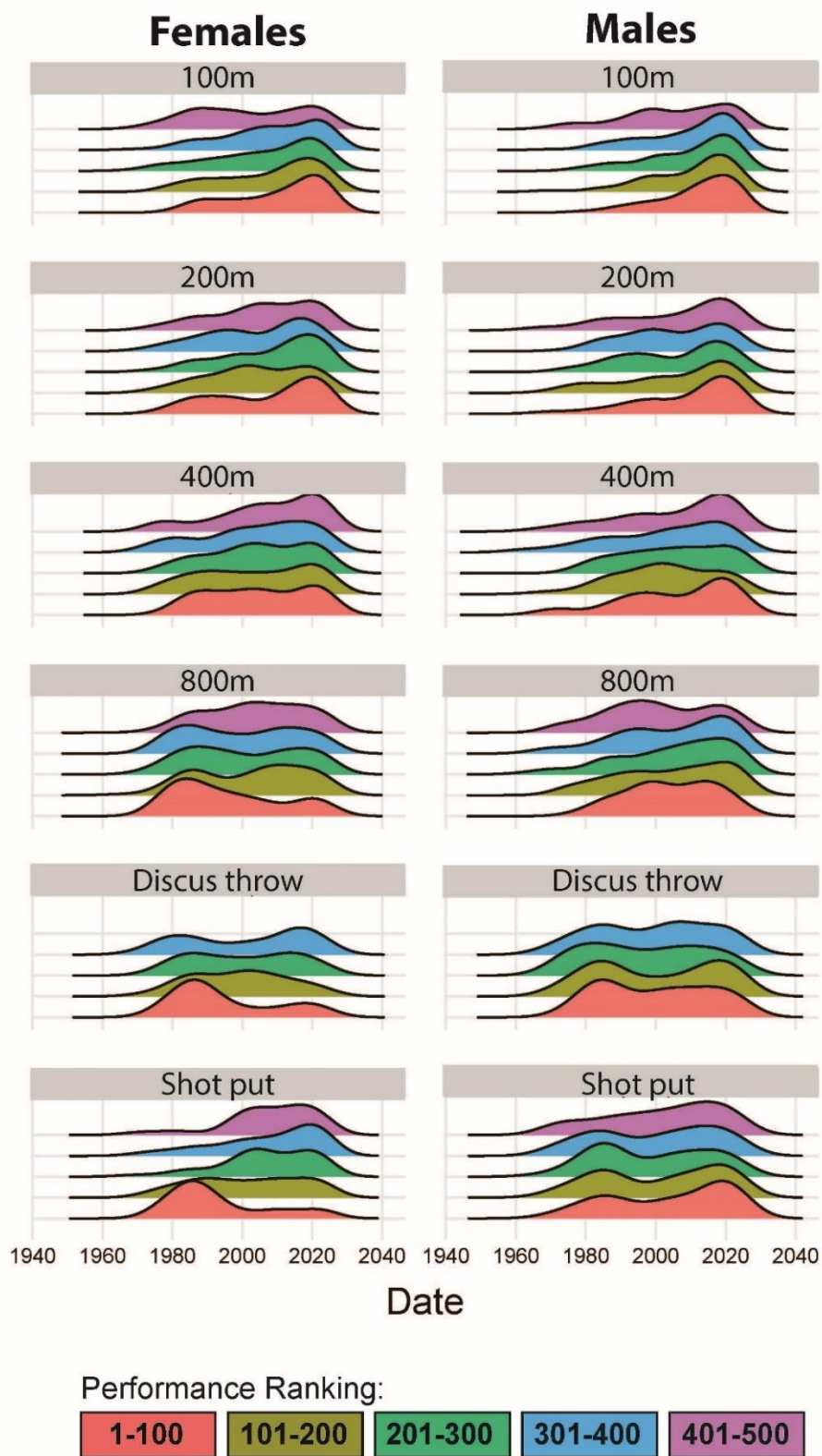


Figure 1.

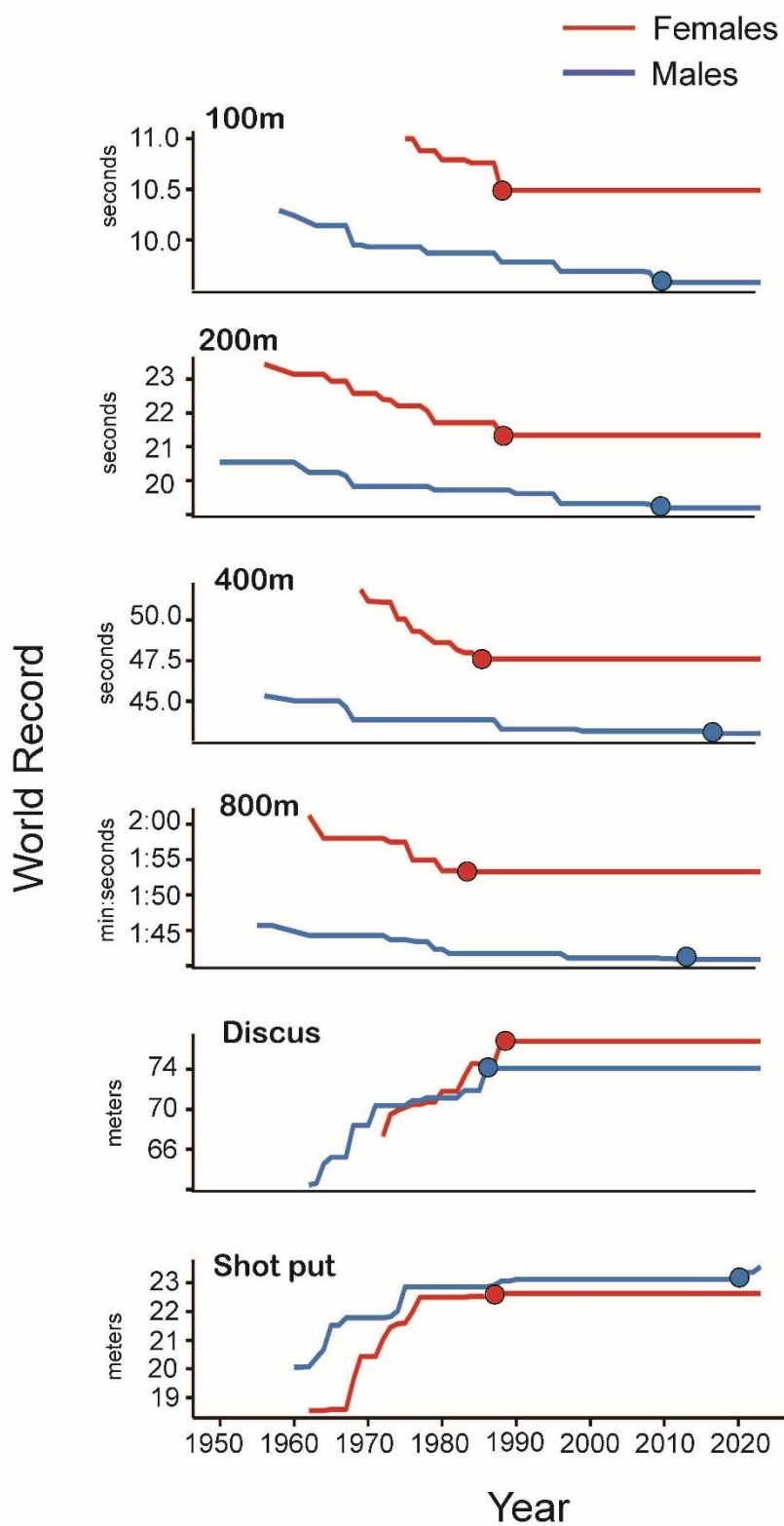
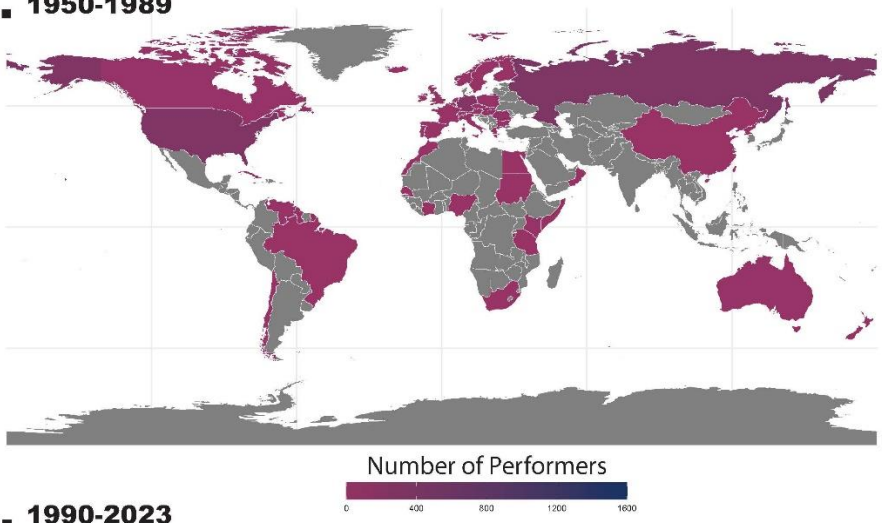
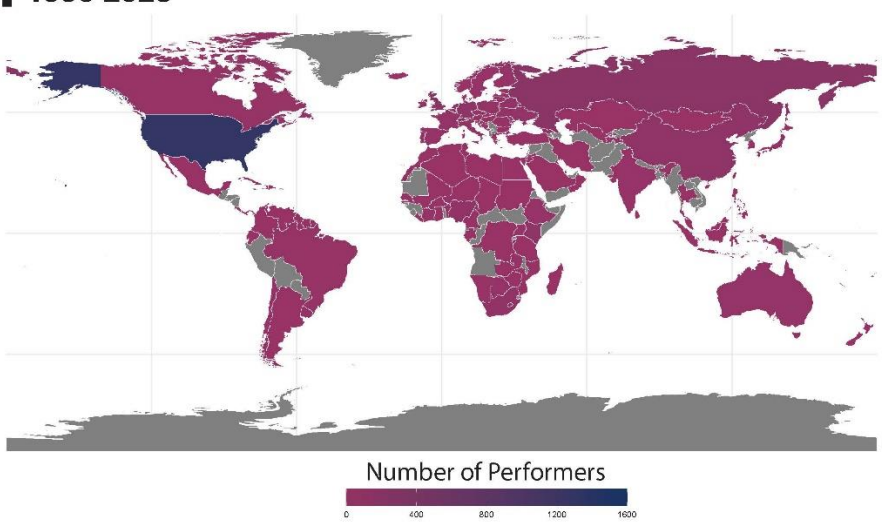


Figure 2.

A. 1950-1989



B. 1990-2023



C. All Time: 1950-2023

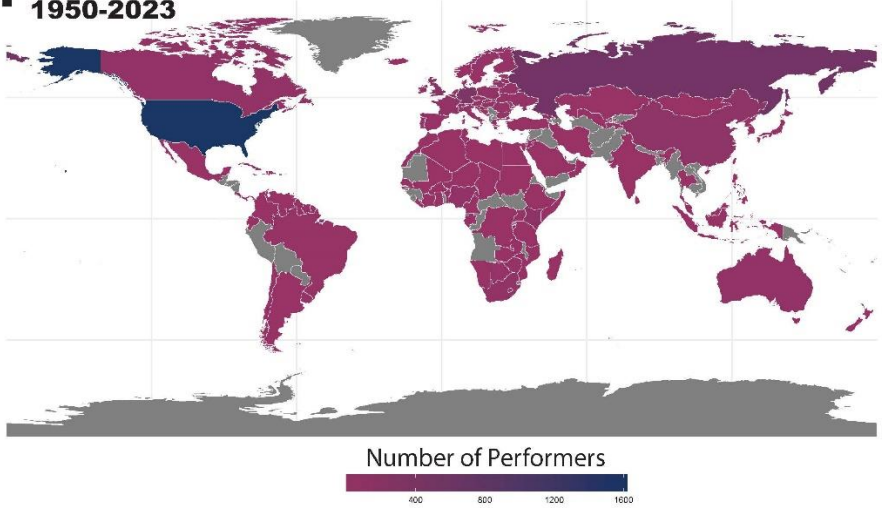


Figure 3.