

## Health Disparities and Reporting Gaps in Artificial Intelligence (AI) Enabled Medical Devices: A Scoping Review of 692 U.S. Food and Drug Administration (FDA) 510k Approvals

Vijaytha Muralidharan<sup>1\*</sup>, Boluwatife Adeleye Adewale<sup>2,3\*</sup>, Caroline J Huang<sup>4</sup>, Mfon Thelma Nta<sup>5</sup>, Peter Oluwaduyilemi Ademiju<sup>6</sup>, Pirunthan Pathmarajah<sup>1</sup>, Man Kien Hang,<sup>7,8</sup> Oluwafolajimi Adesanya<sup>9</sup>, Ridwanullah Olamide Abdullateef<sup>10,11</sup>, Abdulhammed Opeyemi Babatunde<sup>10</sup>, Abdulquddus Ajibade<sup>10</sup>, Sonia Onyeka<sup>1</sup>, Zhou Ran Cai<sup>1</sup>, Roxana Daneshjou<sup>1,12\*\*</sup>, Tobi Olatunji<sup>6\*\*</sup>

\*These authors contributed equally as co-first author

\*\* These authors contributed equally as co-senior author

### Author Affiliations:

<sup>1</sup>Department of Dermatology, Stanford University School of Medicine, Stanford, CA 94304, USA

<sup>2</sup>Babcock University Teaching Hospital, Ilishan-Remo, Ogun State, Nigeria

<sup>3</sup>Neuroscience and Ageing Research Unit, Institute for Advanced Medical Research and Training, College of Medicine, University of Ibadan, Nigeria

<sup>4</sup>Stanford University School of Medicine, Stanford, CA 94304, USA

<sup>5</sup>Department of Medicine and Surgery, Afe Babalola University, Ado-Ekiti, Nigeria

<sup>6</sup>Intron Health, Lagos, Nigeria

<sup>7</sup>Co:Helm, New York City, NY, USA

<sup>8</sup>University College London, UK

<sup>9</sup>School of Medicine, University of Illinois, Urbana-Champaign, Urbana, IL 60612, USA

<sup>10</sup>Faculty of Clinical Sciences, College of Medicine, University of Ibadan, Nigeria

<sup>11</sup>College Research and Innovation Hub (CRIH), College of Medicine, University of Ibadan, Nigeria

<sup>12</sup>Department of Biomedical Data Science, Stanford University School of Medicine, Stanford, CA 94304, USA

## Abstract

Machine learning and artificial intelligence (AI/ML) models in healthcare may exacerbate health biases. Regulatory oversight is critical in evaluating the safety and effectiveness of AI/ML devices in clinical settings. We conducted a scoping review on the 692 FDA 510k-approved AI/ML-enabled medical devices to examine transparency, safety reporting, and sociodemographic representation. Only 3.6% of approvals reported race/ethnicity, 99.1% provided no socioeconomic data. 81.6% did not report the age of study subjects. Only 46.1% provided comprehensive detailed results of performance studies; only 1.9% included a link to a scientific publication with safety and efficacy data. Only 9.0% contained a prospective study for post-market surveillance. Despite the growing number of market-approved medical devices, our data shows that FDA reporting data remains inconsistent. Demographic and socioeconomic characteristics are underreported, exacerbating the risk of algorithmic bias and health disparity.

## Introduction

To date, the FDA has approved 692 medical devices driven by artificial intelligence and machine learning (AI/ML) for potential use in clinical settings. (1) Most recently, the FDA has launched the Medical Device Development Tools (MDDT) program, which aims to “facilitate device development, timely evaluation of medical devices and promote innovation”, with the Apple Watch being the first approved device for this regulatory process (2,3). As AI/ML studies begin to translate to clinical environments, it is crucial that end users can evaluate the applicability of devices to their unique clinical settings and assess sources of bias and risk.

One definition of algorithmic bias in the context of AI/ML health systems is instances when an algorithm amplifies inequities and results in poor healthcare outcomes. (4) Some defined sub-categories of algorithmic bias are listed below. (5)

Representation bias	Data underrepresents or misrepresents subsets of the population measurement bias - data inaccurately reflects the variables.
Omitted variable bias	Omitted data. For example, the ‘Black-box’ nature of many algorithms makes it difficult to figure out which variables were used and omitted.
Aggregation bias	Conclusions are drawn about individuals based on observations about a larger group.
Linking bias	Correlations that AI draws about particular users based on the characteristics of other users that may not be accurate in a heterogeneous population.

Despite the rise in awareness of algorithmic bias and its potential implications on the generalizability of AI/ML models (6), there is a paucity of standardized data reporting by regulatory bodies including the FDA that provide reliable and consistent information on the development, testing, and training of algorithms for clinical use. This limits accurate analysis and evaluation of algorithmic performance, particularly in the context of under-represented research groups such as ethnic minorities, children, maternal health patients, patients with rare diseases, and those from lower socioeconomic strata. Deploying devices that cannot be transparently evaluated by end users may increase health disparity and is particularly relevant in the context of emerging clinical trials and real-world deployment. (7)

Here, we investigate AI-as-medical-device Food and Drug Administration (FDA) approvals to examine the contents, consistency, and transparency in FDA reporting of market-approved devices with a focus on bias.

## Methods

We conducted a scoping review of AI-as-a-medical-device approved by the FDA between 1995 and 2023, using FDA Summary of Safety and Effectiveness Data (SSED). (8) SSED is a public document made available following approval of a device by the FDA. FDA approval is conditioned upon the determination that probable benefits outweigh probable risks as well as reasonable evidence of safety and effectiveness. (9)

All SSEDS of FDA-approved AI/ML-enabled medical devices between 1995 and 2023 made available at the [FDA Artificial Intelligence and Machine Learning \(AI/ML\)-Enabled Medical Devices page](#) were included. (1) Each SSED was reviewed by an expert in computer science, medicine, or academic clinical research who identified, extracted, and entered relevant variables of interest (Supplementary Table 1). Data was then computed into a Microsoft Excel spreadsheet (Supplementary Table 2).

Variables of interest were determined per the Consolidated Standards of Reporting Trials - Artificial Intelligence (CONSORT-AI) extension checklist which is a guideline developed by international stakeholders to promote transparency and completeness in reporting AI clinical trials. (10) Equivocal or unclear information identified in each SSED was then evaluated in consensus.

Primary outcome measures included frequency of race/ethnicity reporting, age reporting, and availability of sociodemographic data of the algorithmic testing population provided in each approval document. Secondary outcomes evaluated the representation of various medical

specialties, organ systems, and specific patient populations such as pediatric and geriatric in approved devices.

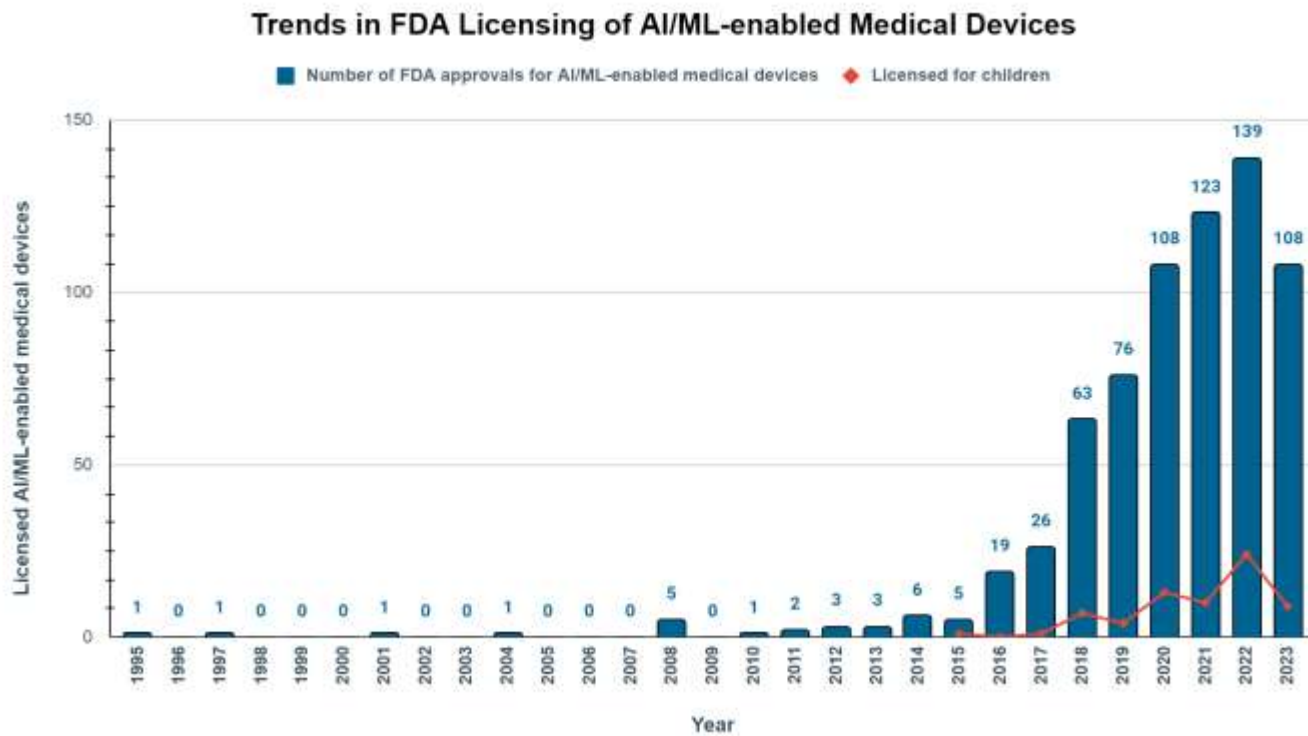
## Results

### *Distribution of device approval across clinical specialties*

692 SSEDs of FDA-approved AI-enabled medical devices/software were analyzed. There was a steady increase in annual FDA approvals for AI-enabled medical devices with a mean of 7 between 1995 and 2015, increasing to 139 approvals in 2022 (Figure 1). The regulatory class of each device included in the study was determined and categorized according to the United States Food and Drug Administration (FDA) classification system. Only 2 (0.3%) of the devices belonged to the regulatory Class III, while the vast majority (99.7%) of the devices belonged to Class II.

Table 1 shows the distribution of 408 approved devices across organ systems. The top three organ systems represented amongst approved medical devices are the circulatory (20.8%), nervous (13.6%), and reproductive (7.2%). The least represented are the urinary (1.2%) and endocrine (0.7%) systems (Table 1). Each device in the FDA database is classified under a particular medical specialty (Figure 2). The FDA classification shows that the most represented medical specialty is Radiology (532 approvals; 76.9%) with the fewest approvals in Immunology, Orthopedics, Dental Health, Obstetrics, and Gynecology (Figure 2, Table 2). A total of 284 (40.1%) approved devices could not be categorized to an organ system either because (I) the clinical indication was not specific to one system or because (II) the function of the device cuts across multiple organ systems (e.g. whole-body imaging system/software). As such, there are some differences between the categories of organ system and medical specialty. For instance, 70 (10.1%) of the devices are classified by the FDA under the cardiovascular field despite 144 (20.8%) approvals specific to the circulatory system (Table 1, Table 2).

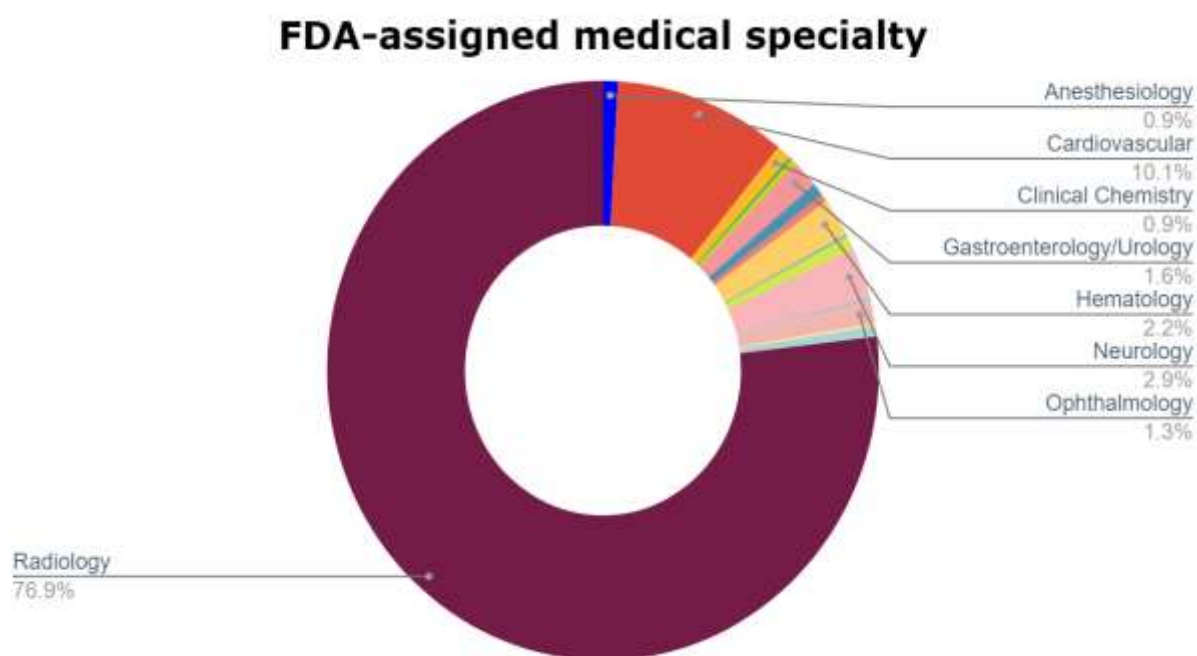
**Figure 1: Trends in FDA Licensing of AI/ML-enabled Medical Devices**



**Table 1: Distribution of FDA-approved AI-enabled medical devices by organ system**

System	Number of approvals (%)
Circulatory	144 (20.8)
Nervous	94 (13.6)
Respiratory	48 (6.9)
Reproductive	47 (6.8)
Musculoskeletal	33 (4.8)
Gastrointestinal	24 (3.5)
Urinary	8 (1.2)
Hematologic	5 (0.7)
Endocrine	5 (0.7)

**Figure 2: FDA-assigned medical specialty**



**Table 2: Primary medical specialty associated with FDA approval**

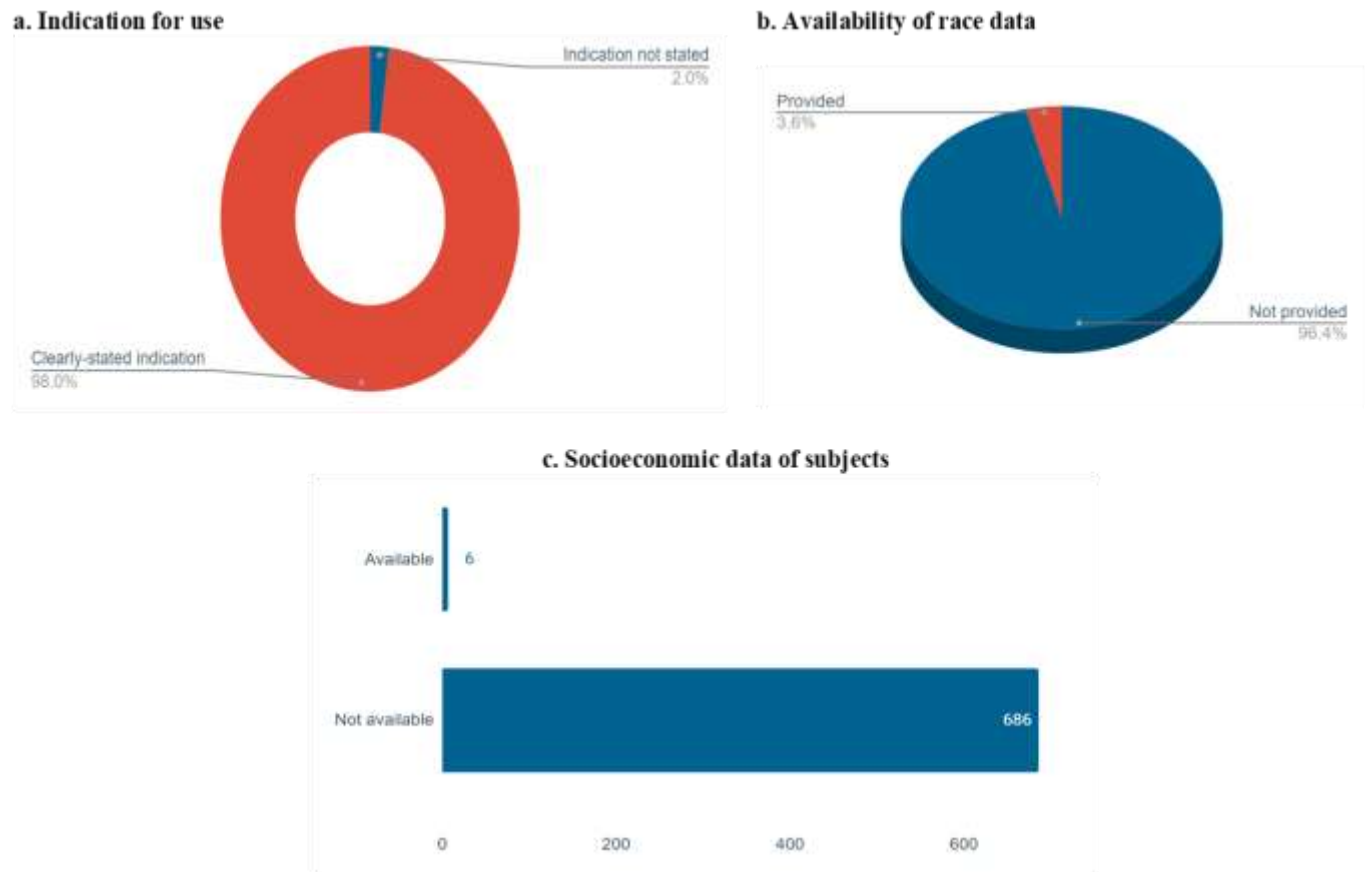
Medical Specialty	Number of Approval (%)
Radiology	532 (76.9)
Cardiovascular	70 (10.1)
Neurology	20 (2.9)
Hematology	15 (2.2)
Gastroenterology/Urology	11 (1.6)
Ophthalmology	9 (1.3)
Anesthesiology	6 (0.9)
Clinical Chemistry	6 (0.9)
General And Plastic Surgery	5 (0.7)
Microbiology	5 (0.7)
General Hospital	3 (0.4)
Ear Nose & Throat	2 (0.3)
Pathology	4 (0.6)
Dental	1 (0.1)
Immunology	1 (0.1)
Obstetrics And Gynecology	1 (0.1)
Orthopedic	1 (0.1)

*Reporting data on statistical parameters and post-market surveillance*

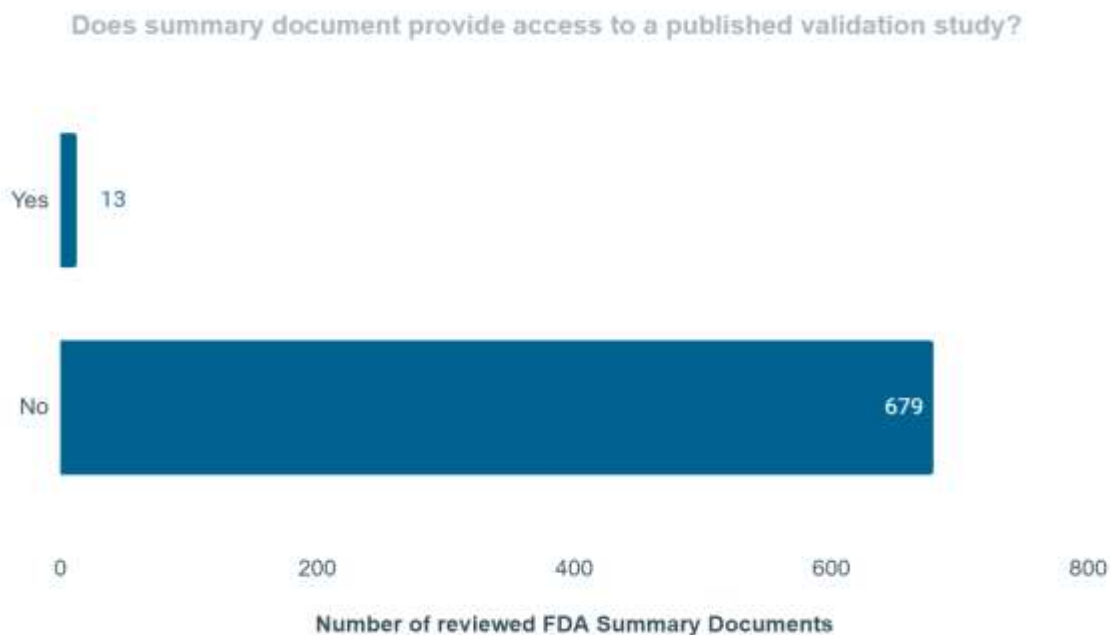
Indication for use of the device was reported in most (678; 98.0%) SSEDs (Figure 3a) and 487 (70.4%) SSEDs contained a pre-approval performance study. However, 435 (62.8%) provided no data on the sample size of the subjects. Although 319 (46.1%) provided comprehensive detailed results of performance studies including statistical analysis, only 13 (1.9%) of them included a link to a scientific publication with further information on the safety and efficacy of the device (Figure 4). Only 219 (31.6%) SSEDs provided data on the underlying machine-learning technique. Only 62 device documents (9.0%) contained a prospective study for post-market surveillance. 14 (2.0%) SSEDs addressed reporting of potential adverse effects of medical devices on users.



**Figure 3: Reported Information on Intended Subjects**



**Figure 4: Accessibility to publications supporting safety, efficacy, and transparency**



### *Race, ethnicity, and socioeconomic diversity*

Patient demographics in algorithmic testing data were only specified in 153 (22.1%) SSEDs, with 539 (77.9%) not providing any demographic data (Figure 3b). Only 25 (3.6%) provided information on the race and/or ethnicity of tested or intended users. Socioeconomic data on tested or intended users were provided for only 6 (0.9%) of devices (Figure 3c).

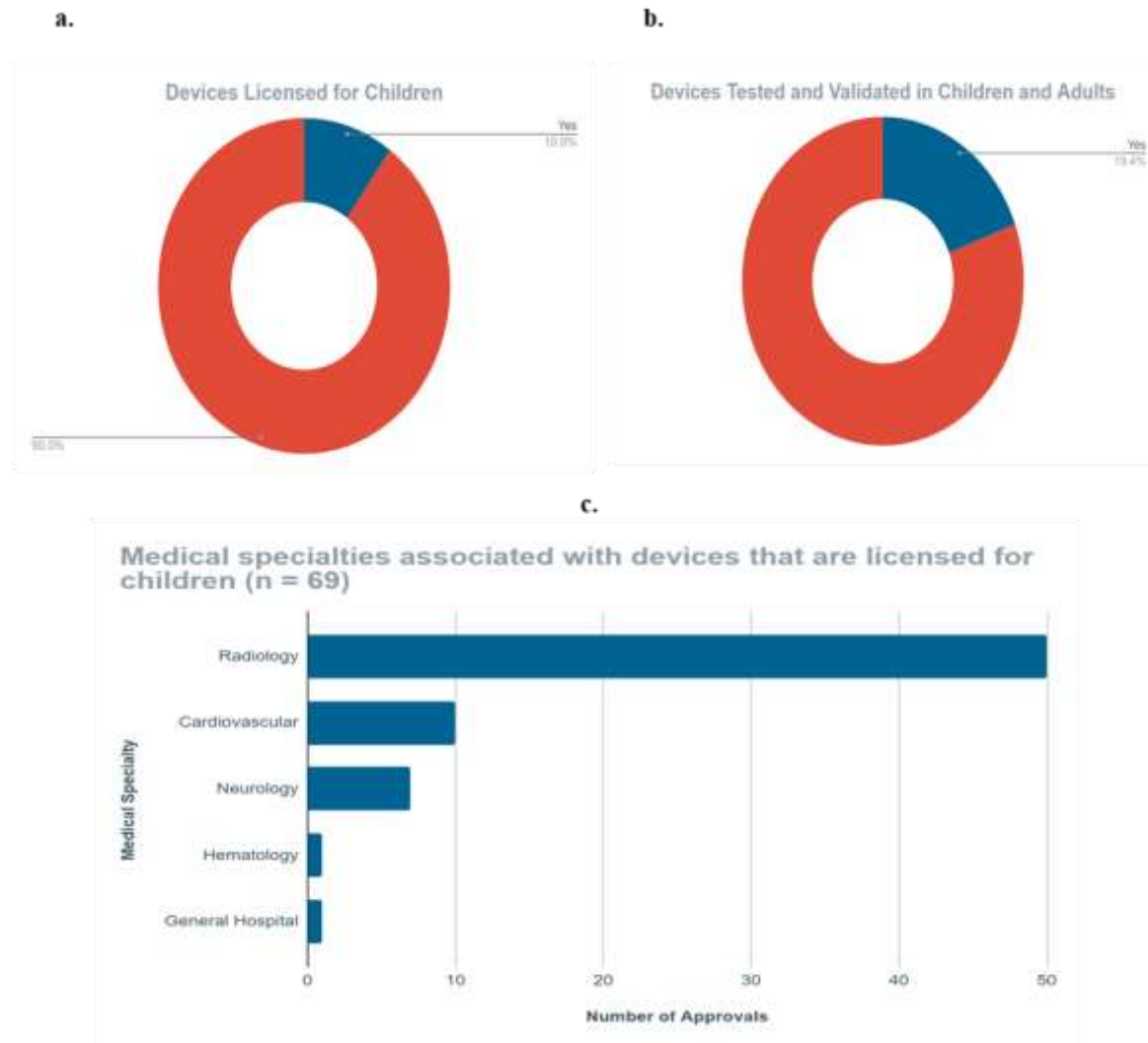
### *Age Diversity*

There were 134 (19.4%) SEEDs with available information on the age of the intended subjects. Upon examining age diversity in approved devices, the first FDA approval for a device licensed for children was in 2015. Between 2015 and 2022, the annual FDA approvals for the pediatric age group steadily increased from 1 to 24 in total. Despite this rise, the proportion of pediatric-specific approvals relative to the total approvals (for adults and pediatrics combined) has remained low, fluctuating between 0.0% and 20.0% (Figure 1, Table 3). Although 4 (0.6%) devices were exclusively developed for children, we found sixty-five more devices that have been approved for use in both adult and pediatric populations, thus bringing the total number of approvals for the pediatric population to 69 (10.0%). Testing and validation of devices in children and adults was reported in only 134 (19.4%) SSEDs (Figures 5a, 5b). The distribution of devices for children ( $n = 69$ ) across medical specialties falls under just 5 categories, following a similar pattern as earlier observed for the entire population with lead representation in the fields of Radiology (72.5%;  $n = 69$ ), Cardiovascular health (14.4%;  $n = 69$ ) and Neurology (10.1%;  $n = 69$ ) (Figure 5c). There were only three (0.4%) approved devices that focused exclusively on geriatric health.

**Table 3: Annual trends in FDA approvals for AI-enabled medical devices and software for children (2015 - 2023)**

<b>Year</b>	<b>Number of FDA approvals for AI/ML-enabled medical devices</b>	<b>Licensed for children (percentage relative to total FDA approvals %)</b>
2015	5	1 (20.0)
2016	19	0 (0.0)
2017	26	1 (3.8)
2018	63	7 (11.1)
2019	76	4 (5.3)
2020	108	13 (12.0)
2021	123	10 (8.1)
2022	139	24 (17.3)
2023	108	9 (8.3)

**Figure 5: FDA Approvals for Pediatric-Licensed Devices**



### *Gender Diversity*

When examining gender reporting transparency, there were a total of 39 (5.6%) approvals exclusively for women's health, 36 of them focusing on the detection of breast pathology. The remaining three were designed to aid cervical cytology; determine the number and sizes of ovarian follicles; and perform fetal/obstetrics ultrasound. Of the 10 (1.5%) devices that were exclusively for men, eight of them were indicated in diagnostic and/or therapeutic procedures involving the prostate, while the remaining two were for seminal fluid analysis.

## Discussion

Our study highlights a lack of consistency and data transparency in published FDA AI/ML approval documents which may exacerbate health disparities. In a similar study examining 130 FDA-approved AI medical devices between January 2015 and December 2020, 97% reported only retrospective evaluations; prospective studies did not evaluate high-risk devices; 72% did not publicly report whether the algorithm was tested on more than one site; and 45% did not report basic descriptive data such as sample size. (11,12) A lack of consistent reporting prevents objective analysis of the fairness, validity, generalizability, and applicability of devices for end users. As our results describe, only 37% of device approval documents contained information on sample size. As the clinical utility of algorithmic data is limited by data quantity and quality (13), a lack of transparency in sample size reporting significantly limits the accurate assessment of the validity of performance studies, and device effectiveness. (14)

Only 14.5% of devices provided race or ethnicity data. Recent literature strongly emphasizes the risks of increasing racial health disparity through the propagation of algorithmic bias. (15–17) A lack of racial and ethnic profiling in publicly available regulatory documents risks further exacerbating this important health issue. (18,19) The FDA has recognized the potential for bias in AI/ML-based medical devices and has initiated action plans (“Artificial Intelligence/Machine Learning (AI/ML)-Based Software as a Medical Device (SaMD) Action Plan”) in January 2021 (20,21) to address these concerns. However, despite these efforts, our study highlights reporting inconsistencies that may continue to propagate racial health disparities. (22) In light of these results, there is a pressing need for transparent and standardized regulatory frameworks that explicitly consider racial diversity in the evaluation and reporting of AI/ML medical devices. (23) Other strategies to mitigate racial bias may include adopting adversarial training frameworks and implementing post-authorization monitoring to ensure AI/ML devices perform equitably across all patient demographics. (24,25)

While AI/ML presents potential opportunities to reduce socioeconomic disparity in health, a lack of representation of target users across varied economic strata risks the propagation of health disparity in higher and lower-income groups. (26) As with other clinical research domains, a lack of representation of lower socioeconomic groups including those in remote and rural areas, risks neglect of those most likely to benefit from improved access to healthcare. (27,28) Our data shows that only 0.6% of approved devices contained specific data detailing the socioeconomic strata of users in testing and/or algorithmic training datasets. This data renders it difficult to predict the potential clinical and financial impacts of approved medical devices on economic population subsets. Furthermore, a lack of socioeconomic data prevents accurate and robust cost-effectiveness analyses that may significantly impact the availability and impact of medical algorithms or devices. (29,30). Studies have underscored disparities rooted in socioeconomic factors, impacting the performance of AI/ML technologies. (4,31,32) Initiatives promoting

diversity in data collection and consideration of model performance across socioeconomic groups are paramount and must be incorporated in the assessment of market approval for emerging technologies. (33)

With only 19.4% of devices providing information on the age of intended device users, our study suggests that the evaluation and approval process of medical AI devices by the FDA lacks comprehensive data on age diversity. Recent literature across specialties demonstrates differential performances in algorithms trained on adult or pediatric data. (34,35) As an example, a study exploring echocardiogram image analysis suggested that adult images could not be appropriately generalized to pediatric patients and vice versa. (36) A lack of transparent age reporting, therefore, risks propagating age-related algorithmic bias, with potential clinical, ethical, and societal implications on the target population. (34,37) Mitigating age bias requires a concerted effort to ensure that training and testing datasets appropriately match intended users. Further, with only 0.6% of devices approved specifically for the pediatric age group, our findings identify equity gaps in the representation of children in AI/ML market-approved devices. (38,39)

With our findings showing that only 0.4% of approved devices cater specifically to geriatric health needs, specific considerations should be considered for the older adult population. Despite having the highest proportion of healthcare utilization, geriatric patients are traditionally underrepresented in clinical research. (34,40,41) A recent WHO ethical guidance document outlines the potential societal, clinical, and ethical implications of ageism in medical research, and describes the lack of geriatric representation as a health hazard in light of aging populations. (42,43) Initiatives such as the NIH's Inclusion Across the Lifespan policy aim to promote the participation of older adults in research studies, which may help equitize the potential impacts of algorithmic development for this population, considering unique ethical and clinical considerations. (44,45) Similar to considerations for children, we propose that regulatory bodies encourage market approval documents to make clear intentions to test and train on a geriatric population and ensure that appropriate validation methods are in place to ensure the appropriate generalization of model outputs to specific geriatric health needs. (46,47)

Our study also examined variations in the representation of different medical specialties among approved medical devices. Specialties most commonly represented include Radiology, Cardiology, and Neurology. (1) Promoting clinical equity requires a more balanced representation of specialties and disease systems in digital innovation. Whilst we appreciate that AI/ML research is limited by data availability and data quality, industry, academia, and clinicians must advocate for equality of innovation amongst specialties, to include a broad range of conditions and patient populations in medical device development and testing that may potentially benefit. (48) As the FDA is a US-based regulator, our review does not examine the representation of specialties or conditions outside the US, and in particular in Low- and Middle-Income Countries (LMICs) which contain over 80% of the global burden of disease. (49–51)

Many countries do not have the regulatory capacity to release approval documentation, and thus future studies must incorporate international data availability, collaboration, and cohesion. (52) Regulatory bodies both within and outside the USA must attempt to align technological development with key priorities in national and global disease burden to promote global equity. (53)

Our results showed that transparency in study enrollment, study design methodology, statistical data, and model performance data were significantly inconsistent amongst approved devices. While 70.4% of studies provided some detail on performance studies before market approval, only 46.1% provided detailed results of the performance studies. In 62.9% of devices, there was no information provided on sample size. Transparency is crucial in addressing the challenges of interpretability and explainability in AI/ML systems, and our current findings suggest that evaluation cannot be comprehensively conducted across approved FDA devices. (54) Models that are transparent in their decision-making process (interpretability) or those that can be elucidated by secondary models (explainability) are essential for validating the clinical relevance of any outcomes and ensuring that devices that may be incorporated in clinical settings and thus enhanced transparency must be incorporated in future approvals. (23,55) Further ethical considerations encompass a range of issues, including patient privacy, consent, fairness, accountability, and algorithmic transparency. (56) Including ethics methods in both study protocols and future regulatory documents may minimize privacy concerns arising from the potential misuse, and increase end-user confidence. (57,58)

Only 142 (20.5%) of the reviewed devices provide statements on potential risks to end users. Further, only 13 (1.9%) approval documents included a corresponding published scientific validation study, providing evidence of their safety and effectiveness. Underreporting of safety data in approved devices limits the ability of end users to determine generalizability, effectiveness, cost-effectiveness, and medico-legal complexities that may occur from device incorporation. (59) It is therefore paramount that regulatory bodies such as the FDA advocate for a mandatory release of safety data and considerations of potential adverse events. One example of an approved device reporting adverse effects is the Brainomix 360 e-ASPECTS, a computer-aided diagnosis (CADx) software device used to assist the clinician in the characterization of brain tissue abnormalities using CT image data. (60) Its safety report highlights some of the potential risks of incorrect scoring of the algorithm, the potential misuse of the device to analyze images from an unintended patient population, and device failure.

Here, we detail some recommendations that may be adopted by the FDA and similar regulatory bodies internationally to reduce the risk of bias and health disparity in AI/ML.

## Recommendations for regulatory reporting of AI/ML devices

Explicit Representation Standards	The FDA should explicitly mandate that AI/ML medical device submissions provide comprehensive demographic information, including race, ethnicity, age, gender, and socioeconomic status of the studied populations. This ensures that the algorithms are developed and validated on diverse datasets, minimizing the risk of biased outcomes and ensuring equitable representation.
Inclusive Validation Criteria	Establish clear guidelines for validation studies to include diverse and representative populations. Manufacturers should be required to demonstrate the performance of their AI/ML algorithms across various demographic groups, ensuring that the technology is effective for minorities, marginalized, and underrepresented communities.
Bias Mitigation Protocols	Enforce the inclusion of explicit methodologies for identifying and mitigating biases in AI/ML algorithms. Manufacturers should be required to document their efforts to address algorithmic biases throughout the development process, ensuring that the final product minimizes disparities in health outcomes.
Transparency Requirements	Implement stringent transparency standards, mandating clear



	<p>documentation of the machine learning techniques used, the sources of training data, and the rationale behind algorithmic decisions. Transparency ensures that end-users, healthcare providers, and regulatory authorities have insight into the algorithm's decision-making processes.</p>
<p>Post-Market Surveillance for Equity</p>	<p>Establish a robust post-market surveillance framework specifically focused on monitoring the performance of AI/ML devices in real-world settings. This ongoing evaluation should include an analysis of outcomes across diverse patient populations, with a particular emphasis on detecting and addressing any emerging biases affecting minorities and under-represented groups.</p>
<p>Interdisciplinary Review Panels</p>	<p>Form interdisciplinary review panels within the FDA consisting of experts in data science, healthcare disparities, and ethics. This ensures a holistic evaluation of AI/ML submissions, incorporating perspectives that can identify and address potential biases and disparities in health outcomes.</p>
<p>Incentives for Diversity and Equity</p>	<p>Establish incentives, such as expedited review processes or regulatory benefits, for manufacturers who proactively address issues of representation, validation rigor, and bias mitigation in their AI/ML device submissions. This encourages</p>

	industry-wide commitment to fairness and equity.
--	--

While the FDA's Artificial Intelligence/Machine Learning (AI/ML) Action Plan outlines steps to advance the development and oversight of AI/ML-based medical devices (21), including initiatives to improve transparency, post-market surveillance, and real-world performance monitoring, (61) our study highlights that there remain several clinically relevant inconsistencies in market approval data that may exacerbate algorithmic biases and health disparity.

The ramifications of inadequate demographic, socioeconomic, and statistical information in the majority of 501(k) submissions to the FDA for AI/ML medical devices approved for clinical use are multifaceted and extend across societal, health, legal, and ethical dimensions (10,34,62). Addressing these informational gaps is imperative to ensure the responsible and equitable integration of AI/ML technologies into clinical settings and the appropriate evaluation of demographic metrics in clinical trials. Additional focus must be given to under-represented groups who are most vulnerable to health disparities as a consequence of algorithmic bias. (34,63)

**Word Count (Abstract):** 144

**Word Count (Main):** 3,167 (excluding Tables and Figures)

## **Author Contributions**

VM, BAA, RD and TO were involved in conceptualization, study design and methodology. VM, BAA, CJH, MN, PA, PP, MKH, OA, ROA, AOB, AA, SO and ZRC were responsible for screening data sources, data extraction and entry. BAA and TO provided formal data analysis. VM, BAA, CJH, RD and TO ensured data accuracy. VM, BAA, CJH, MN, PA and PP, MKH and AOB wrote the original draft of the manuscript. VM, BAA, CJH, MN, PA and PP revised and wrote the final draft. RD and TO revised the final draft and provided supervision for the project.

## **Author Contributions**

The authors declare no competing interests.

## References

1. Artificial Intelligence and Machine Learning (AI/ML)-Enabled Medical Devices. U.S. Food and Drug Administration (FDA); 2024. Available from: <https://www.fda.gov/medical-devices/software-medical-device-samd/artificial-intelligence-and-machine-learning-aiml-enabled-medical-devices>
2. Center for Devices and Radiological Health. “Medical Device Development Tools (MDDT).” U.S. Food and Drug Administration, FDA, 16 May 2024, [www.fda.gov/medical-devices/medical-device-development-tools-mddt](http://www.fda.gov/medical-devices/medical-device-development-tools-mddt).
3. Ajraoui, S., Ballester, B.R. “Apple Watch Afib History Feature Makes Medical Device History.” IQVIA, 9 May 2024, Available from: [www.iqvia.com/blogs/2024/05/apple-watch-afib-history-feature-makes-medical-device-history#:~:text=Exciting%20news%3A%20The%20Apple%20Watch%27s,software%20for%20over%2Dthe%2Dcounter](http://www.iqvia.com/blogs/2024/05/apple-watch-afib-history-feature-makes-medical-device-history#:~:text=Exciting%20news%3A%20The%20Apple%20Watch%27s,software%20for%20over%2Dthe%2Dcounter).
4. Panch T, Mattie H, Atun R. Artificial intelligence and algorithmic bias: implications for health systems. *J Glob Health*. 2019 Dec;9(2):010318.
5. Chu CH, Leslie K, Shi J, Nyurup R, Bianchi A, Khan SS, et al. Ageism and Artificial Intelligence: Protocol for a Scoping Review. *JMIR Res Protoc*. 2022 Jun 9;11(6):e33211.
6. Chen RJ, Wang JJ, Williamson DFK, Chen TY, Lipkova J, Lu MY, et al. Algorithmic fairness in artificial intelligence for medicine and healthcare. *Nat Biomed Eng*. 2023 Jun 28;7(6):719–42.
7. Norori N, Hu Q, Aellen FM, Faraci FD, Tzovara A. Addressing bias in big data and AI for health care: A call for open science. *Patterns*. 2021 Oct;2(10):100347.
8. Summary of Safety and Effectiveness (SSED) Template [Internet]. U.S. Food and Drug Administration (FDA); 2024. Available from: <https://www.fda.gov/media/113810/download>
9. Artificial Intelligence and Medical Products: How CBER, CDER, CDRH, and OCP are Working Together. [Internet]. U.S. Food and Drug Administration (FDA); 2024. Available from: <https://www.fda.gov/media/177030/download>
10. Liu X, editor. Reporting guidelines for clinical trial reports for interventions involving artificial intelligence: the CONSORT-AI extension. *Guidel Report Health Res Users Man*. 2020 Sep;26:1364–74.
11. Wu E, Wu K, Daneshjou R, Ouyang D, Ho DE, Zou J. How medical AI devices are evaluated: limitations and recommendations from an analysis of FDA approvals. *Nat Med*. 2021 Apr;27(4):582–4.
12. Wu E, Wu K, Ouyang D, Ho DE, Zou J. Toward Stronger FDA Approval Standards for AI Medical Devices. *H E L T H C R E*.
13. Mashar M, Chawla S, Chen F, Lubwama B, Patel K, Kelshiker MA, et al. Artificial Intelligence Algorithms in Health Care: Is the Current Food and Drug Administration Regulation Sufficient? *JMIR AI*. 2023 Jan 16;2:e42940.
14. Ahmed MI, Spooner B, Isherwood J, Lane M, Orrock E, Dennison A. A Systematic Review of the Barriers to the Implementation of Artificial Intelligence in Healthcare. *Cureus* [Internet]. 2023 Oct 4 [cited 2024 May 13]; Available from: <https://www.cureus.com/articles/170025-a-systematic-review-of-the-barriers-to-the-implementation-of-artificial-intelligence-in-healthcare>
15. Nazer LH, Zatarah R, Waldrip S, Ke JXC, Moukheiber M, Khanna AK, et al. Bias in

- artificial intelligence algorithms and recommendations for mitigation. Kalla M, editor. *PLOS Digit Health*. 2023 Jun 22;2(6):e0000278.
16. Delgado J, De Manuel A, Parra I, Moyano C, Rueda J, Guersenzvaig A, et al. Bias in algorithms of AI systems developed for COVID-19: A scoping review. *J Bioethical Inq*. 2022 Sep;19(3):407–19.
  17. Wiens J, Saria S, Sendak M, Ghassemi M, Liu VX, Doshi-Velez F, et al. Do no harm: a roadmap for responsible machine learning for health care. *Nat Med*. 2019 Sep;25(9):1337–40.
  18. Fox-Rawlings SR, Gottschalk LB, Doamekpor LA, Zuckerman DM. Diversity in Medical Device Clinical Trials: Do We Know What Works for Which Patients? *Milbank Q*. 2018 Sep;96(3):499–529.
  19. Hammond A, Jain B, Celi LA, Stanford FC. An extension to the FDA approval process is needed to achieve AI equity. *Nat Mach Intell*. 2023 Feb 7;5(2):96–7.
  20. Verily, Abernethy A, Adams L, National Academy of Medicine, Barrett M, ResMed, et al. The Promise of Digital Health: Then, Now, and the Future. *NAM Perspect [Internet]*. 2022 Jun 27 [cited 2024 May 12];6(22). Available from: <https://nam.edu/the-promise-of-digital-health-then-now-and-the-future>
  21. U.S. Food and Drug Administration. Artificial Intelligence/Machine Learning (AI/ML)-Based Software as a Medical Device (SaMD) Action Plan [Internet]. 2021. Available from: <https://www.fda.gov/media/145022/download?attachment>
  22. Mittermaier M, Raza MM, Kvedar JC. Bias in AI-based models for medical applications: challenges and mitigation strategies. *Npj Digit Med*. 2023 Jun 14;6(1):113, s41746-023-00858-z.
  23. Arora A, Alderman JE, Palmer J, Ganapathi S, Laws E, McCradden MD, et al. The value of standards for health datasets in artificial intelligence-based applications. *Nat Med*. 2023 Nov;29(11):2929–38.
  24. Cary MP, Zink A, Wei S, Olson A, Yan M, Senior R, et al. Mitigating Racial And Ethnic Bias And Advancing Health Equity In Clinical Algorithms: A Scoping Review: Scoping review examines racial and ethnic bias in clinical algorithms. *Health Aff (Millwood)*. 2023 Oct 1;42(10):1359–68.
  25. Ferrara E. Fairness and Bias in Artificial Intelligence: A Brief Survey of Sources, Impacts, and Mitigation Strategies. *Sci*. 2023 Dec 26;6(1):3.
  26. d’Elia A, Gabbay M, Rodgers S, Kierans C, Jones E, Durrani I, et al. Artificial intelligence and health inequities in primary care: a systematic scoping review and framework. *Fam Med Community Health*. 2022 Nov;10(Suppl 1):e001670.
  27. Gurevich E, El Hassan B, El Morr C. Equity within AI systems: What can health leaders expect? *Healthc Manage Forum*. 2023 Mar;36(2):119–24.
  28. Thomasian NM, Eickhoff C, Adashi EY. Advancing health equity with artificial intelligence. *J Public Health Policy*. 2021 Dec;42(4):602–11.
  29. Paik KE, Hicklen R, Kaggwa F, Puyat CV, Nakayama LF, Ong BA, et al. Digital Determinants of Health: Health data poverty amplifies existing health disparities—A scoping review. Marcelo A, editor. *PLOS Digit Health*. 2023 Oct 12;2(10):e0000313.
  30. Kelly CJ, Karthikesalingam A, Suleyman M, Corrado G, King D. Key challenges for delivering clinical impact with artificial intelligence. *BMC Med*. 2019 Dec;17(1):195.
  31. Topol EJ. Welcoming new guidelines for AI clinical research. *Nat Med*. 2020 Sep;26(9):1318–20.
  32. Green BL, Murphy A, Robinson E. Accelerating health disparities research with artificial

- intelligence. *Front Digit Health*. 2024 Jan 23;6:1330160.
33. Obermeyer Z, Powers B, Vogeli C, Mullainathan S. Dissecting racial bias in an algorithm used to manage the health of populations. *Science*. 2019 Oct 25;366(6464):447–53.
  34. Muralidharan V, Burgart A, Daneshjou R, Rose S. Recommendations for the use of pediatric data in artificial intelligence and machine learning ACCEPT-AI. *Npj Digit Med*. 2023 Sep 6;6(1):166.
  35. Busnatu Ștefan, Niculescu AG, Bolocan A, Petrescu GED, Păduraru DN, Năstasă I, et al. Clinical Applications of Artificial Intelligence—An Updated Overview. *J Clin Med*. 2022 Apr 18;11(8):2265.
  36. Reddy CJ. Video-Based Deep Learning for Automated Assessment of Left Ventricular Ejection Fraction in Pediatric Patients. *J Am Soc Echocardiogr*. 2023 May;36(5):482–9.
  37. Van Kolschooten H. The AI cycle of health inequity and digital ageism: mitigating biases through the EU regulatory framework on medical devices. *J Law Biosci*. 2023 Jul 1;10(2):lsad031.
  38. Joshi G, Jain A, Araveeti SR, Adhikari S, Garg H, Bhandari M. FDA-Approved Artificial Intelligence and Machine Learning (AI/ML)-Enabled Medical Devices: An Updated Landscape. *Electronics*. 2024 Jan 24;13(3):498.
  39. Berghea EC, Ionescu MD, Gheorghiu RM, Tincu IF, Cobilinschi CO, Craiu M, et al. Integrating Artificial Intelligence in Pediatric Healthcare: Parental Perceptions and Ethical Implications. *Children*. 2024 Feb 14;11(2):240.
  40. Shenoy P, Harugeri A. Elderly patients’ participation in clinical trials. *Perspect Clin Res*. 2015;6(4):184.
  41. “Older Adult Health.” Centers for Disease Control and Prevention, Centers for Disease Control and Prevention, National Center for Health Statistics, 2 May 2024, [www.cdc.gov/nchs/fastats/older-american-health.htm](http://www.cdc.gov/nchs/fastats/older-american-health.htm).
  42. Demographic Change and Healthy Ageing (DHA). Global Report on Ageism [Internet]. World Health Organization; 2021. Available from: <https://iris.who.int/bitstream/handle/10665/340208/9789240016866-eng.pdf?sequence=1>
  43. Rudnicka E, Napierała P, Podfigurna A, Męczekalski B, Smolarczyk R, Grymowicz M. The World Health Organization (WHO) approach to healthy ageing. *Maturitas*. 2020 Sep;139:6–11.
  44. Choudhury A, Renjilian E, Asan O. Use of machine learning in geriatric clinical care for chronic diseases: a systematic literature review. *JAMIA Open*. 2020 Oct 1;3(3):459–71.
  45. Bernard MA, Clayton JA, Lauer MS. Inclusion Across the Lifespan: NIH Policy for Clinical Research. *JAMA*. 2018 Oct 16;320(15):1535–6.
  46. Lau SWJ, Huang Y, Hsieh J, Wang S, Liu Q, Slattum PW, et al. Participation of Older Adults in Clinical Trials for New Drug Applications and Biologics License Applications From 2010 Through 2019. *JAMA Netw Open*. 2022 Oct 14;5(10):e2236149.
  47. Pitkala KH, Strandberg TE. Clinical trials in older people. *Age Ageing*. 2022 May 1;51(5):afab282.
  48. De Hond AAH, Leeuwenberg AM, Hooft L, Kant IMJ, Nijman SWJ, Van Os HJA, et al. Guidelines and quality criteria for artificial intelligence-based prediction models in healthcare: a scoping review. *Npj Digit Med*. 2022 Jan 10;5(1):2.
  49. Ndubuisi NE. Noncommunicable Diseases Prevention In Low- and Middle-Income Countries: An Overview of Health in All Policies (HiAP). 2021 Jan;
  50. Mathers CD, Loncar D. Projections of Global Mortality and Burden of Disease from

- 2002 to 2030. Samet J, editor. *PLoS Med*. 2006 Nov 28;3(11):e442.
51. Global action plan for the prevention and control of noncommunicable diseases 2013–2020. World Health Organization; 2013.
  52. Ciecierski-Holmes T, Singh R, Axt M, Brenner S, Barteit S. Artificial intelligence for strengthening healthcare systems in low- and middle-income countries: a systematic scoping review. *Npj Digit Med*. 2022 Oct 28;5(1):162.
  53. Tappero JW, Cassell CH, Bunnell RE, Angulo FJ, Craig A, Pesik N, et al. US Centers for Disease Control and Prevention and Its Partners' Contributions to Global Health Security. *Emerg Infect Dis* [Internet]. 2017 Dec [cited 2024 May 13];23(13). Available from: [http://wwwnc.cdc.gov/eid/article/23/13/17-0946\\_article.htm](http://wwwnc.cdc.gov/eid/article/23/13/17-0946_article.htm)
  54. Farah L, Murriss JM, Borget I, Guilloux A, Martelli NM, Katsahian SIM. Assessment of Performance, Interpretability, and Explainability in Artificial Intelligence–Based Health Technologies: What Healthcare Stakeholders Need to Know. *Mayo Clin Proc Digit Health*. 2023 Jun 1;1(2):120–38.
  55. Amann J, Vetter D, Blomberg SN, Christensen HC, Coffee M, Gerke S, et al. To explain or not to explain?—Artificial intelligence explainability in clinical decision support systems. Lu HHS, editor. *PLOS Digit Health*. 2022 Feb 17;1(2):e0000016.
  56. Jeyaraman M, Balaji S, Jeyaraman N, Yadav S. Unraveling the Ethical Enigma: Artificial Intelligence in Healthcare. *Cureus* [Internet]. 2023 Aug 10 [cited 2024 May 13]; Available from: <https://www.cureus.com/articles/178557-unraveling-the-ethical-enigma-artificial-intelligence-in-healthcare>
  57. Sounderajah V, McCradden MD, Liu X, Rose S, Ashrafian H, Collins GS, et al. Ethics methods are required as part of reporting guidelines for artificial intelligence in healthcare. *Nat Mach Intell*. 2022 Apr 22;4(4):316–7.
  58. Char Danton S., Shah Nigam H., Magnus David. Implementing Machine Learning in Health Care — Addressing Ethical Challenges. *N Engl J Med*. 2018 Mar 15;378(11):981–3.
  59. Zhou K. The Evolving Regulatory Paradigm of AI in MedTech: A Review of Perspectives and Where We Are Today. 2024;
  60. FDA 510(k) Premarket Clearance Notification: Brainomix 360 e-ASPECTS Device [Internet]. U.S. Food and Drug Administration (FDA); 2023. Available from: [https://www.accessdata.fda.gov/cdrh\\_docs/pdf22/K221564.pdf](https://www.accessdata.fda.gov/cdrh_docs/pdf22/K221564.pdf)
  61. Gilbert S, Fenech M, Hirsch M, Upadhyay S, Biasiucci A, Starlinger J. Algorithm Change Protocols in the Regulation of Adaptive Machine Learning–Based Medical Devices. *J Med Internet Res*. 2021 Oct 26;23(10):e30545.
  62. Abràmoff MD, Tarver ME, Loyo-Berrios N, Trujillo S, Char D, Obermeyer Z, et al. Considerations for addressing bias in artificial intelligence for health equity. *Npj Digit Med*. 2023 Sep 12;6(1):170.
  63. Jain A, Brooks JR, Alford CC, Chang CS, Mueller NM, Umscheid CA, et al. Awareness of Racial and Ethnic Bias and Potential Solutions to Address Bias With Use of Health Care Algorithms. *JAMA Health Forum*. 2023 Jun 2;4(6):e231197.