

Protocol for the Enhanced Management of Multimorbid Patients with Chronic Pulmonary Diseases: Role of Indoor Air Quality

Alba Gómez-López¹ MSc, RN; Ebymar Arismendi^{2,3} MD, PhD; Isaac Cano^{1,4} PhD; Ramón Farré^{1,3,4} PhD; María Fígols⁵ BSc; Carme Hernández^{1,2} PhD, RN; Antonio Montilla-Ibarra MD⁶; Núria Sánchez-Ruano⁷ PhD, MD; Benigno Sánchez⁸ PhD; Antoni Sisó-Almirall^{1,7}, MD, PhD; Marta Sorribes⁶ MD; Emili Vela Ms^{9,10}; Jordi Piera-Jiménez^{9,10,11} PhD; Jaume Benavent^{1,7} MD, PhD; Jose Feroso¹² MSc; Josep Roca¹ PhD, MD; Rubèn González-Colom¹ PhD

11

- 12 1) Fundació de Recerca Clínic Barcelona - Institut d'Investigacions Biomèdiques August Pi
- 13 i Sunyer (FRCB-IDIBAPS). Barcelona, Spain.
- 14 2) Hospital Clínic de Barcelona. Barcelona, Spain.
- 15 3) Centro de Investigación Biomédica en Red de Enfermedades Respiratorias (CIBERES),
- 16 Instituto de Salud Carlos III. Madrid, Spain
- 17 4) University of Barcelona. Barcelona, Spain.
- 18 5) inBiot. Pamplona, Spain.
- 19 6) CAP Numancia, Institut Catala de la Salut (ICS). Barcelona, Spain
- 20 7) Centres d'Atenció Primària de Barcelona-Esquerra (CAPSBE). Barcelona, Spain.
- 21 8) Centro de Investigaciones Energéticas Medioambientales y Tecnológicas (CIEMAT).
- 22 Madrid, Spain
- 23 9) Catalan Health Service. Barcelona, Spain
- 24 10) Digitalization for the Sustainability of the Healthcare (DS3) - IDIBELL. Barcelona, Spain
- 25 11) Faculty of Informatics, Telecommunications and Multimedia, Universitat Oberta de
- 26 Catalunya. Barcelona, Spain.
- 27 12) CARTIF Technology Center. Valladolid, Spain.

28

29 **Corresponding author:** Ebymar Arismendi
30 C/ Villaroel, 170, 08036, Barcelona, Spain
31 +34 93 227 54 00
32 earismen@clinic.cat

33

34

35

36 **Body text:** 4,059 words (2 Figures and 1 Table)

37 **Abstract:** 300 words

38 **Supplementary Material:** 1,581 words (1 Figures and 5 Tables)

39

40 **ABSTRACT**

41 **Introduction:** Reducing unplanned hospital admissions in chronic patients at risk is a key area
42 for action due to the high healthcare and societal burden of the phenomenon. The
43 inconclusive results of preventive strategies in patients with chronic respiratory disorders and
44 comorbidities are explainable by multifactorial but actionable factors.

45 The current protocol (January 2024 to December 2025) relies on the hypothesis that
46 intertwined actions in four dimensions: i) management change, ii) personalisation of the
47 interventions based on early detection/treatment of acute episodes and enhanced
48 management of comorbidities, iii) mature digital support, and iv) comprehensive assessment,
49 can effectively overcome most of the limitations shown by previous preventive strategies.
50 Accordingly, the main objective is to implement a novel integrated care preventive service for
51 enhanced management of these patients, as well as to evaluate its potential for value
52 generation.

53 **Methods and analysis:** At the end of 2024, the specifics of the novel service will be defined
54 through the articulation of its four main components: i) Enhanced lung function testing
55 through oscillometry, ii) Continuous monitoring of indoor air quality as a potential triggering
56 factor, iii) Digital support with an adaptive case management approach, and iv) Predictive
57 modelling for early identification and management of exacerbations. During 2025, the novel
58 service will be assessed using a Quintuple Aim approach. Moreover, the Consolidated
59 Framework for Implementation Research will be applied to assess the implementation. The
60 service components will be articulated through four sequential six-months Plan-Do-Study-Act
61 cycles. Each cycle involves a targeted co-creation process following a mixed-methods approach
62 with the active participation of patients, health professionals, managers, and digital experts.

63 **Ethics and dissemination:** The Ethics Committee for Human Research at Hospital Clinic de
64 Barcelona approved the protocol on June 29, 2023 (HCB/2023/0126). Before any procedure, all
65 patients in the study must sign an informed consent form.

66 **Registration:** NCT06421402.

67 **Keywords:** COPD, Severe Asthma, Digital Support, Integrated Care, Quintuple Aim, Service
68 Assessment

69

70 **STRENGTHS AND LIMITATIONS**

71

72 • The articulation of the four service components, identified in a previous co-creation
73 process, ensures a comprehensive approach to the novel integrated care service.

74

75 • Innovative features of the digital support to the service provided by the Health Circuit
76 platform, based on an Adaptive Case Management orientation, should contribute to
77 overcoming current limitations in digital health transformation.

78

79 • Using a Plan-Do-Study-Act strategy, with targeted objectives for each co-creation cycle,
80 will ensure the maturity of the service design and evaluation processes throughout the
81 protocol's execution.

82

83 • The comprehensive evaluation of the novel service, including a Quintuple Aim approach
84 and assessment of the deployment process using the Consolidated Framework for
85 Implementation Research, will contribute to overcoming the efficacy-effectiveness gap
86 seen in this type of integrated care service.

87

88 • A potential constraint is that only some patients within the cohort may qualify as future
89 candidates for the innovative service in an actual working environment. Nonetheless, the
90 established protocol is designed to effectively discern and identify the specific patient
91 profiles who stand to derive notable benefits from these interventions.

92

93 **1. INTRODUCTION**

94 Unplanned hospital admissions in multimorbid patients with a high risk of acute events
95 generate significant healthcare and societal dysfunctions, as well as high financial burden^{1,2}.
96 Early treatment of exacerbations and enhanced management of comorbidities^{3,4} are the two
97 major actionable factors to avoid unplanned hospital admissions. However, the value
98 generation of preventive strategies in patients with chronic respiratory diseases and
99 comorbidities is inconclusive^{5,6}. Such lack of results can be attributed to several factors,
100 namely: heterogeneities of patients with asthma or chronic obstructive pulmonary disease
101 (COPD)⁷, dominant role of co-morbid conditions in the acute episodes⁸, unawareness of
102 potentially relevant triggering factors⁹⁻¹¹, diversity of the interventions and/or suboptimal
103 description of the protocols leading to poor comparability^{12,13}, among other aspects. Overall,
104 there is a clear consensus on the need to explore the potential of clinical processes to
105 efficiently prevent unplanned hospital admissions within an integrated care approach^{14,15} in
106 chronic respiratory patients with multimorbidity.

107 To this end, a recent co-creation process¹⁶ was undertaken as part of a large international
108 project¹⁷ to scale up integrated care services across twenty-one European Union (EU)
109 countries/regions. This process delved into the challenge of preventing unplanned hospital
110 admissions in high-risk candidates with multimorbidity, in whom the severity of the primary
111 disease exerts significant influence¹⁸. Key lessons learned were the need for specific actions on
112 four dimensions to achieve: i) early identification of the acute episodes and adjustment of
113 organisational aspects of management, ii) personalisation of interventions, iii) mature digital
114 support to the clinical services, and iv) enhanced applicability of the assessment of the service
115 deployment in real-world scenarios.

116 The current protocol, emerging from the co-creation process, will be executed over two years
117 (from January 2024 to December 2025) to explore the hypothesis that intertwined actions in
118 the above mentioned four dimensions can effectively overcome most of the limitations shown
119 by previous strategies aiming at preventing unplanned hospital admissions in chronic
120 respiratory patients with a high risk of severe acute events. Accordingly, the study's main
121 objective is to implement a novel integrated care preventive service for enhanced
122 management of these patients and to evaluate its potential for value generation in a real-
123 world scenario.

124 At the end of the first year (2024), the aim is to define the specifics of the novel service
125 through the articulation of its four main components: i) Enhanced lung function testing

126 through oscillometry¹⁹, ii) Continuous monitoring of indoor air quality (IAQ) as potential
127 triggering factor⁹⁻¹¹, iii) Digital support with an adaptive case management approach²⁰, and iv)
128 Predictive modelling for early identification and management of exacerbations.

129 During the second year (2025), the protocol aims to assess the novel service using a Quintuple
130 Aim²¹ approach. It will evaluate the implementation process using a highly applicable version
131 of the Consolidated Framework for Implementation Research (CFIR)²². The latter seeks to
132 identify facilitators/barriers to successful service transferability to other sites.

133 In summary, the current study aims to explore the potential for value generation of the
134 approach to be further scaled up in real-world settings. The novel service, tested in the
135 protocol, will be addressed to community-based chronic patients showing a high risk of
136 hospital admissions, as well as to target patients during transitional care after hospital
137 discharge.

138

139 **1.1 The context**

140 The protocol has been built up under the umbrella of the EU project “Knowledge for improving
141 indoor AIR quality and HEALTH” (K-HEALTHinAIR, 2022-2026)²³. The primary goal of this EU
142 project is to enhance understanding regarding the impact of chemical and biological IAQ on
143 human health. Moreover, it aims to devise cost-effective methods for more precise monitoring
144 and improvement of IAQ. This will be achieved by analysing data gathered from ten real-life
145 scenarios across Europe, emphasising public health surveillance, and focusing mainly on
146 vulnerable demographics such as high-risk patients, older adults, and children. A detailed
147 description of the K-HEALTHinAIR can be found in the **Supplementary Material – Appendix 1**.

148 Within this framework, the research team at the Integrated Health District of Barcelona-
149 Esquerra²⁴ (AISBE) is conducting a follow-up study of a cohort of multimorbid patients with
150 obstructive lung disorders to assess the relationships between IAQ and health status. This
151 unique setup provides an optimal environment for testing and refining integrated care
152 preventive interventions to reduce unplanned hospitalisations.

153

154 **2. METHODS AND ANALYSIS**

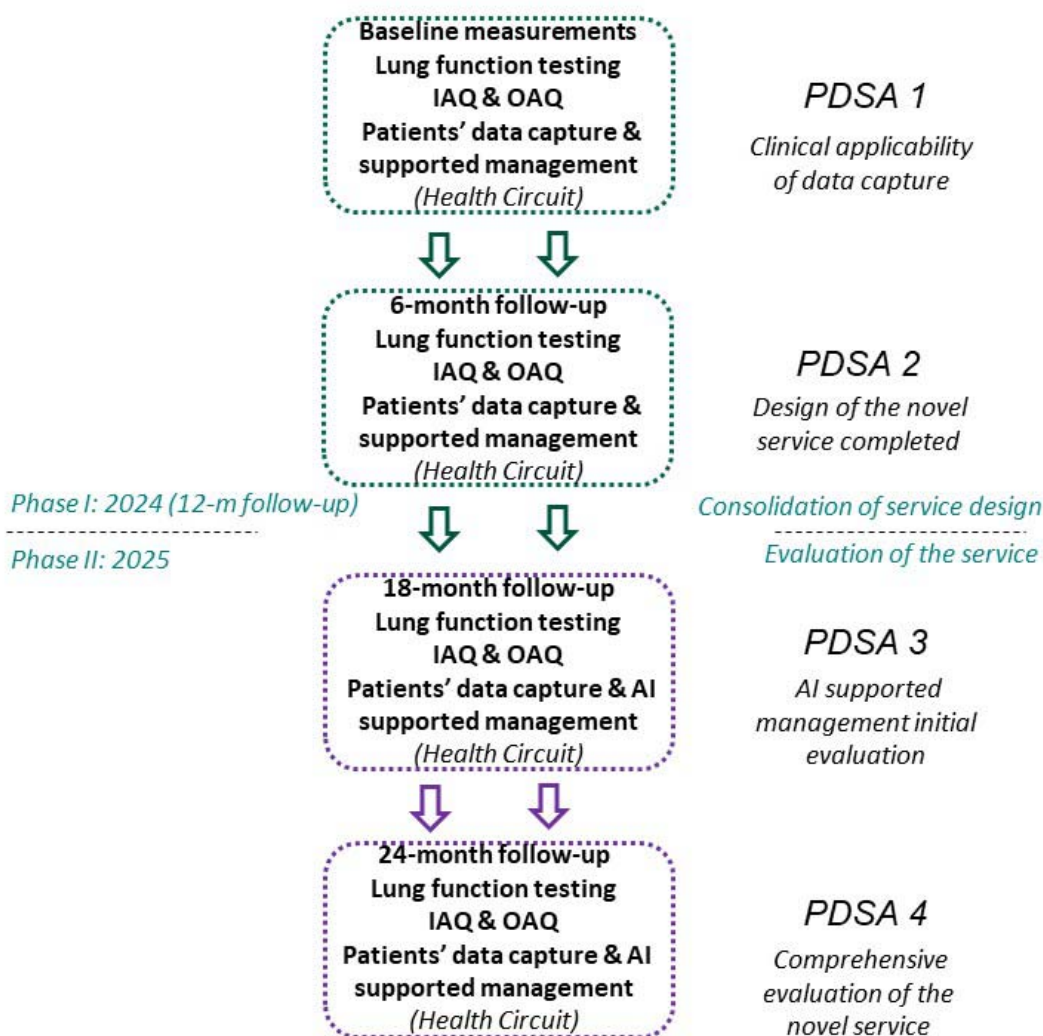
155 **Figure 1** depicts the general structure of the current protocol. It is conceived as a two-phase
156 prospective follow-up of 200 outpatients from January 1, 2024, to December 31, 2025.

157 Phase I of the protocol, running during the entire 2024, has been designed to consolidate the
158 characteristics of the novel service at the end of the first year, including the articulated
159 execution of its four main components. Likewise, the main objective of Phase II, running during
160 the entire 2025, is threefold: i) Assessment of the service outcomes, ii) Identification of the
161 profiles of patients' candidates for preventive interventions, and iii) Evaluation of the
162 implementation process.

163 The articulation of the different service components defined in the protocol will be achieved
164 through four sequential Plan-Do-Study-Act (PDSA) cycles²⁵ of six months duration each (**Figure**
165 **1**), following the protocol used in¹⁷. Each PDSA cycle involves a targeted co-creation process
166 following a mixed-methods approach, including quantitative and qualitative methodologies,
167 with the active participation of patients, health professionals, managers, and digital experts.

168 The expected achievements at the end of the PDSA cycles are as follows: i) PDSA-1: Selection
169 of clinically applicable patients' data capture for the different dimensions depicted in **Table 1**;
170 ii) PDSA-2: Completion of the design of the novel service; iii) PDSA-3: First assessment of the
171 predictive modelling for early detection of exacerbations facilitating AI supported
172 management of the patients; and iv) PDSA-4: Comprehensive assessment of the novel service.
173 The details of the PDSA method, the templates used to monitor each part of the cycle, and the
174 "Plan" for the initial cycle can be found in **Supplementary Material – Appendix 3**.

Protocol for the Enhanced Management of Multimorbid Patients with Chronic Pulmonary Diseases (Key Sequential Steps)



Expected Outcomes

- Quintuple Aim assessment of the service
- Evaluation of the deployment process (CFIR)
- Dashboard for quality assurance of the service

175

176 **Figure 1 – Study protocol flowchart.** The four main components of the service are designed
177 and assessed at the end of the first year. The second year, 2025, addresses evaluating the novel
178 service following a Quintuple Aim²¹ approach and assessing the implementation process using
179 the Comprehensive Framework for Implementation Research (CFIR)²². Throughout the protocol,
180 four Plan-Do-Study-Act (PDSA)²⁵ co-creation cycles, six months duration each, will be conducted

181 *with the participation of patients, health professionals, managers, and digital experts. See text*
182 *for detailed descriptions. IAQ and OAQ stand for Indoor and Outdoor Air Quality respectively; AI*
183 *stands for Artificial Intelligence.*

184

185 *Patients' enrolment, from November 2023 to the end of June 2024:* The recruitment efforts for
186 80% of the study group spanned four primary care facilities from AISBE, each with a catchment
187 population of approximately 20k citizens. The first step was elaborating the dataset of potential
188 candidates using registry information from the Catalan Health Surveillance System (CHSS)²⁶,
189 allowing the identification of the corresponding primary care physicians.

190 The primary care physicians' engagement in the study facilitated contact with the patients,
191 exploring their willingness to participate and keeping them within their healthcare team during
192 the follow-up period. An initial phone visit of the nurse case manager, on behalf of the primary
193 care team, is used to introduce the project and set the first face-to-face visit at the patient's
194 home.

195 The remaining 20% of the cohort includes patients with severe asthma (GINA^{27,28} step 5)
196 recruited from the outpatient of Severe Asthma Unit of the Pulmonology Department of
197 Hospital Clinic de Barcelona (HCB) following similar steps.

198 *Inclusion criteria:* i) adults <85 years, ii) diagnosis of chronic obstructive pulmonary conditions
199 (i.e. COPD or severe asthma), iii) showing a high burden of comorbidities, above percentile 80
200 of the regional risk stratification pyramid, assessed by Adjusted Morbidity Groups (AMG)
201 scoring^{29,30}, and iv) living in AISBE, except for patients with asthma resistant to standard
202 therapy that due to the scarcity of cases the catching area has been extended to any the entire
203 city of Barcelona.

204 The AMG is a morbidity grouper designed to capture patients' disease burden by considering
205 the quantity and complexity of concurrent conditions. It utilises disease-specific weights
206 derived from statistical analyses incorporating mortality rates and healthcare resource
207 utilisation.

208 *Exclusion criteria:* i) patients with dementia or unable for independent daily life activities.

209 *Data acquisition:* **Table 1** indicates the data collection strategy considered in the current study.
210 The top section, titled "*K-Health in Air project*", describes the categories of information
211 collected as background data within the EU project. In contrast, the bottom part, named
212 "*Enhanced patient management*", indicates the data categories considered for
213 characterisation and early detection of exacerbations in these patients.

214 **Table 1 - Main data domains considered in the baseline assessment and during the two-year**
 215 **follow-up of the cohort (n=200)**

K-Health in Air project		
Standardised questionnaires	Baseline & every six months	PROMs: ICHOM Adult Set ³¹ , which includes PROMIS 10 ³² , WHO 5 ³³ and WHO-DAS 12 ³⁴ questionnaires. PREMs: PaRIS ³⁵ survey. Measurements: Systemic arterial pressure and pulse oximetry.
Lung Function Testing	Baseline & every six months	Forced Spirometry: FVC and FEV1. Oscillometry: Impedance, Resistance and Reactance.
EMRs & Registry	Baseline & every twelve months	EMRs: from the hospital, primary care and regional shared data. Registry data: from the CHSS ²⁶ .
Indoor Air Quality (IAQ)	Continuous monitoring	MICA-INBIOT system ³⁶ : temperature, humidity, CO ₂ , total VOCs, Formaldehyde; and PM 1/2.5/4/10.
Outdoor Air Quality (OAQ)	Continuous monitoring	Aeris Weather platform ³⁷ : NO, NO ₂ , NO _x , SO ₂ , SO ₃ , CO, and PM10.
Enhanced patient management		
Disease-specific questionnaires	Baseline & every six months	COPD: CAT ³⁸ ; mMRC Dyspnea scale ³⁹ . Asthma: ACT ⁴⁰ ; TAI-10 ⁴¹ ; mini AQLQ ⁴² ; and SNOT-22 ⁴³ .
Physiological variables	Continuous monitoring	Beat one watch ⁴⁴ : steps walked and heart rate. HRV, sleep structure, stress level as derived variables.
Communication channel	As needed	Health Circuit ²⁰ : chat, short questionnaires (Likert scale)
Personalized follow-up plan	Baseline & as needed	Health Circuit ²⁰ : follow-up of the personalised action plan agreed with the patient & reference doctor (visit 3 at baseline).
Characteristics of exacerbations	As needed	Health Circuit ²⁰ : home-based oscillometry and daily disease-specific questionnaire during the acute episode.

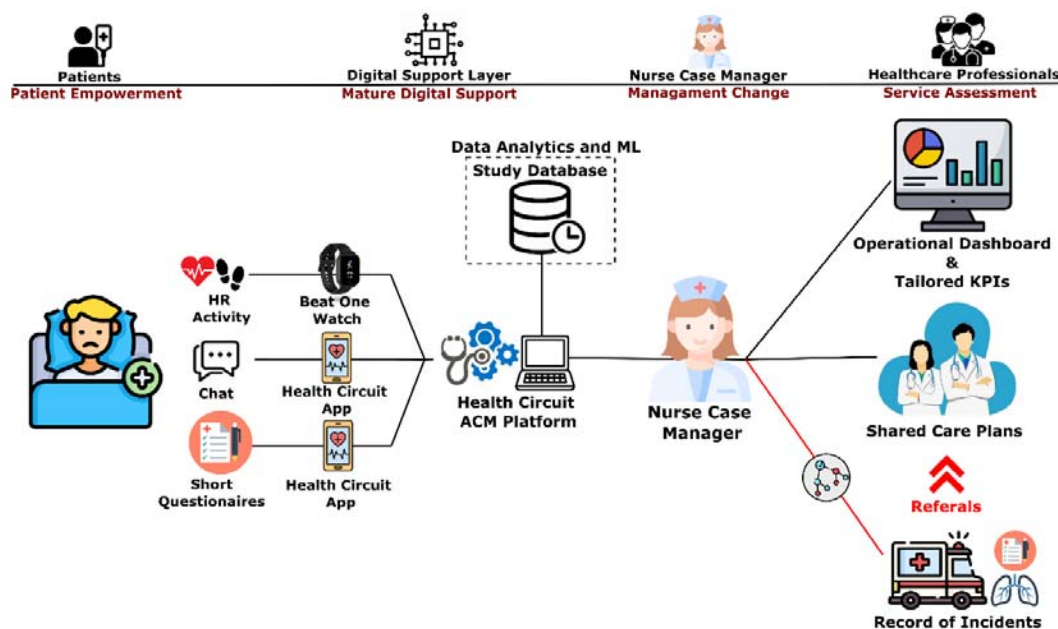
216 **List of acronyms sorted alphabetically:** ACT (Asthma Control Test), AQLQ (Asthma Quality of Life
 217 Questionnaire), CAT (COPD Assessment Test), CHSS (Catalan Health Surveillance System), FEV1 (Forced
 218 Expiratory Volume in 1 second), FVC (Forced Vital Capacity), ICHOM (International Consortium for Health
 219 Outcomes Management), K-HEALTHinAIR (EU Project "Knowledge for improving indoor AIR quality and
 220 HEALTH"), mMRC (modified Medical Research Council), PaRIS (Patient-Reported Indicator Survey), PM
 221 (Particulate Matter), PROMIS (Patient-Reported Outcomes Measurement Information System), PROMs
 222 (Patient Reported Outcome Measures), PREMs (Patient Reported Experience Measures), SNOT (Sino-
 223 Nasal Outcome Test), TAI (Test of Adherence to Inhalers), VOC (Volatile Organic Compound), WHO
 224 (World Health Organization).

225

226 The baseline evaluation and follow-up of the participants includes an assessment of their
227 digital literacy such that the study protocol considers the following three modalities of
228 patients' participation in terms of technological support, namely: i) phone-based only, ii)
229 phone-based and passive use of the Beat One watch sensor⁴⁴, and iii) digital support for
230 patients and health professionals provided by the Health Circuit platform²⁰. Each category
231 involves a different interaction modality with the nurse case manager^{45,46}, who will interface
232 between the patient and the corresponding primary care physician (for all patients) and/or
233 specialist (only for severe asthma patients), as delineated in **Figure 2**.

234 Briefly, after the baseline assessment, the nurse case manager will undertake a motivational
235 interview with the patient with a twofold purpose. Firstly, it will empower them with self-
236 management strategies. Secondly, it will help them agree on the specificities of a personalised
237 work plan that involves pharmacological and non-pharmacological actions. This health plan will
238 be individually formulated with the patient, the case manager nurse, and the designated
239 physician, whether the primary care physician or a specialised clinician. Such consensus action
240 plan will be video recorded and used during the follow-up for subsequent interactions
241 between the nurse case manager and the patient, utilising the Health Circuit mobile
242 application as a supporting tool.

243



244

245 **Figure 2 – Enhanced patient management scheme.** Patients participating in the digitally
246 enabled follow-up will be overseen by a nurse case manager utilising the Health Circuit
247 solution. The Health Circuit patient app offers a trimodal approach to data acquisition: i)

248 *Biological data collection throughout the Beat One watch; ii) a chat channel for direct*
249 *communication with the nurse case manager; and iii) regular administration of health*
250 *questionnaires to monitor disease status. Collected data through the Health Circuit app will be*
251 *integrated into the study databases for comprehensive data analytics and predictive modelling.*
252 *The Health Circuit professionals' platform, controlled by the nurse case manager, provides*
253 *enhanced patient management solutions. ML stands for Machine Learning, ACM for Adaptive*
254 *Case Management and KPI for Key performance indicator.*

255

256 As depicted in **Figure 2**, the Health Circuit backend provides the case manager nurse with a
257 dashboard for cohort monitoring and adherence to the agreed health plan, facilitating cohort
258 tracking. The Health Circuit platform enables physiological data collection by synchronising
259 with the Beat One watch and facilitates the periodic administration of health questionnaires
260 for disease monitoring. Additionally, it offers a chat channel for direct communication with the
261 patient. This is accompanied by a standardised cribbage scheme in the form of a decision tree
262 to report health incidents, aiming to detect and intervene early in exacerbation episodes. In
263 the event of reported incidents, the case manager nurse will contact the reference physician to
264 define the course of action and treatment plan. The **Supplementary Material – Appendix 2**
265 describes the specifics of the protocols guiding the interactions between patients and the
266 nurse case manager.

267

268 **2.1 Integrated Care Service Components**

269 As depicted in **Figure 1**, the development of the current protocol includes achievements in the
270 four main service components executed during 2024; that is: i) Enhanced Lung Function
271 Testing, ii) Continuous monitoring of IAQ, iii) Digital support with an Adaptive Case
272 Management approach, and iv) Predictive modelling for enhanced management of
273 exacerbations. Each component has specificities in design, setup, data analysis, and expected
274 results, described below.

275

276 **2.1.1. ENHANCED LUNG FUNCTION ASSESSMENT**

277 **Background and rationale:** Using oscillometry to measure the respiratory system resistance
278 and reactance shows a long track of physiological research from its introduction 70 years
279 ago¹⁹. However, the interest in its clinical application, which is not invasive and does not
280 require active patient cooperation, has steadily grown over the last decade. The 2020 update
281 of the technical standards developed by a European Respiratory Society (ERS) task force of
282 international experts⁴⁷ and recent publications in the field⁴⁸⁻⁵⁰ indicate a high potential of the

283 technique in lung function testing. The need for further information on the relationships
284 between oscillometry variables, namely resistance and reactance, and clinical disorders has
285 been acknowledged⁴⁹. Also, better identification of complementarities between this technique
286 and conventional forced spirometry (FS) testing is required. All in all, the establishment of the
287 role of oscillometry in managing respiratory patients, either within the healthcare system,
288 primary and specialised care, or at home through patients' self-administration of the
289 technique⁴⁸⁻⁵⁰, is a partially unmet need.

290 The current service component has two objectives. First, it investigates the role of oscillometry
291 compared with FS testing in the entire cohort of 200 patients. Second, it explores the
292 usefulness of home-based self-administered oscillometry in the early identification of clinical
293 exacerbations, thus facilitating the early management of acute events.

294 **Setup:** All cohort participants (n=200) will undertake lung function measurements, oscillometry
295 and FS at baseline and every six months during a two-year follow-up. Therefore, up to five lung
296 function testing measurements will be done in each patient.

297 A second analysis will include only those individuals in whom the nurse case manager identifies
298 suspicion of an early acute episode through the communication channel or the input data from
299 the patient's App, as defined during the first PDSA cycle. In such individuals, home-based
300 equipment for self-monitoring oscillometry and short questionnaires to be answered through
301 the App will be provided for daily assessment during a two-week period⁵¹. The information
302 collected will be used to guide the management of the acute episode. Home visits of health
303 professionals can be scheduled as needed.

304 Oscillometry and FS measurements will be performed using an Ambulatory Lung Diagnosis
305 System (ALDS) from Lothar Medtech⁵² compliant with ERS technical standards.

306 **Data analysis and expected outcomes:** The relationships among oscillometry variables, FS
307 testing and clinical symptoms, patients' traits, and sensor data (i.e., heart rate variability, HRV),
308 indicated in **Table 1**, will be explored.

309 The primary expected outcomes of this component are that while FS is valid for the
310 characterisation of the patients in terms of diagnosis and disease severity, the results of
311 oscillometry may offer clear advantages for patients' monitoring in terms of i) logistics of the
312 testing, ii) patient's tolerance, iii) reliability of the results in non-specialized settings, and,
313 likely, iv) information content. We also hypothesise that the combination of oscillometry, the
314 patient's reported data, and sensor information will allow us to characterise and support the
315 early management of exacerbation episodes.

316

317

318 *2.1.2. CONTINUOUS MONITORING OF INDOOR AIR QUALITY (IAQ)*

319 **Background and rationale:** Understanding the complex links between IAQ and acute health
320 issues in respiratory outpatients remains an unmet need⁹⁻¹¹. A comprehensive, long-term
321 monitoring cohort holds promise in addressing the hypotheses surrounding IAQ's impact on
322 respiratory health. It is recognised that poor IAQ in homes may contribute to worsening
323 respiratory symptoms in high-risk outpatients, potentially leading to diminished lung function,
324 impaired quality of life, increased healthcare visits, and even mortality. This hypothesis
325 underscores the potential of specific indoor pollutants and allergens to induce respiratory
326 inflammation, hinder lung function, and alter heart rate variability, necessitating a focused
327 exploration of these pollutants' physiological effects on respiratory patients within their
328 homes. Characterising IAQ at patients' residences is, therefore, pivotal in unravelling the
329 mechanisms triggering exacerbations, offering critical insights for tailored interventions aimed
330 at alleviating respiratory issues and enhancing the well-being of these patients.

331 **Setup:** Exploring the relationship between IAQ and health status encompasses two primary
332 domains: IAQ information and health-related data. The MICA-INBIOT³⁶ sensors will be installed
333 at patients' homes to capture IAQ information, utilising one desktop device per residence.
334 Interconnected via Wi-Fi, these sensors will continuously and autonomously monitor specific
335 IAQ parameters detailed in **Table 1**.

336 Simultaneously, health-related data will be gathered from diverse sources (**Table 1**): i)
337 Standardized periodic questionnaires covering various dimensions, ii) Patient-generated data
338 through the Health Circuit app (encompassing self-tracked incidences, nurse case manager
339 interactions, Likert scale-based questionnaires), iii) Physiological signals and physical activity
340 via a wrist sensor, and iv) Clinical information encompassing lung function measurements, and
341 registry data sourced from the CHSS. This comprehensive approach holistically allows to
342 capture IAQ dynamics and multifaceted health-related information to elucidate the nuanced
343 relationship between indoor air quality and respiratory patient well-being.

344 **Data analysis and expected outcomes:** The data analysis will encompass descriptive statistics,
345 correlation, and time series analyses to extract meaningful insights. Descriptive statistics will
346 summarise and present the IAQ parameters monitored by the MICA-INBIOT sensors, providing
347 a clear overview of the indoor air quality profiles across households. Correlation analyses will
348 be instrumental in examining relationships between IAQ parameters and health-related data

349 sources, unveiling potential associations between specific determinants and various health
350 outcomes experienced by respiratory patients. Additionally, time series analyses will offer a
351 dynamic perspective, exploring how IAQ parameters fluctuate over time and their potential
352 impact on acute health issues among respiratory outpatients. Examining trends and patterns in
353 IAQ variations alongside health-related events or exacerbations can reveal potential triggers or
354 associations between changes in indoor air quality and respiratory health outcomes.

355

356 *2.1.3. DIGITAL SUPPORT WITH AN ADAPTIVE CASE MANAGEMENT (ACM) APPROACH*

357 **Background and rationale:** The pilot study²⁰ on community-based management of complex
358 chronic patients with high risk for hospitalisation showed the potential of the ACM approach
359 to enhance the management of unplanned health events. This would lead to less use of health
360 care resources and improved patient empowerment for self-management and perception of
361 continuity of care^{53,54}.

362 The current study has a twofold aim. The first two PDSA cycles will contribute to refining the
363 digital tool's current functionalities, as shown in **Figure 2** and ²⁰. Secondly, it will evaluate the
364 potential of a set of short questions answered using a Likert scale, to capture patient-reported
365 outcomes (PROMs) and patient-reported experiences (PREMs).

366 **Setup:** The analysis of professionals' (n=20) and patients' (n=200) usability and acceptability of
367 the digital support (Health Circuit) will be done with the self-administered net promoter score
368 (NPS)⁵⁵, the System Usability Scale (SUS)⁵⁶ and the Nijmegen Continuity questionnaires⁵⁷,
369 respectively. Lastly, an evaluation of the set of short questions, aiming at capturing PROMs and
370 PREMs, will be conducted by comparing the Likert scoring with the results of the
371 corresponding standardised questionnaires, as reported in **Table 1**. Detailed features of the
372 assessments will be defined during the first PDSA cycle.

373 **Data analysis and expected outcomes:** At the end of the first year, a refined version of Health
374 Circuit properly customized to address the objectives of 2025 is expected to be generated. The
375 corresponding questionnaires will substantiate the usability and acceptability of digital support
376 for patients and health professionals. Finally, validating the set of short questionnaires for
377 capturing PROMs and PREMs should contribute to evaluating the service during Phase II.

378

379

380

381 *2.1.4. PREDICTIVE MODELLING FOR ENHANCED MANAGEMENT OF EXACERBATIONS*

382 **Background and rationale:** The negative impact of exacerbations on quality of life, resource
383 use, disease progression and prognosis has been well documented^{12,13}. However, early
384 detection and personalized treatment considering pharmacological and non-pharmacological
385 interventions to effectively prevent emergency room consultations and unplanned hospital
386 admissions is still an unsolved challenge. This is partly due to current post-hoc definitions of
387 exacerbation relying broadly on symptomatic changes. However, this is also explained by
388 inherent heterogeneities in patients' underlying conditions due to comorbidities.

389 The innovative study framework proposed herein presents a pioneering approach to this
390 challenge: using machine learning to detect exacerbations early⁵⁸. Leveraging Health Circuit's
391 patient management paradigm alongside comprehensive patient health assessment holds
392 promise in accurately discerning and characterising exacerbation events.

393 **Setup:** The nurse case manager will document all instances indicating suspicion of an
394 exacerbation episode detected through the patient's App input, as well as exacerbation
395 episodes resulting in primary care visits, emergency room visits, or hospitalizations.

396 **Data analysis and expected outcomes:** Upon concluding Phase I, an analysis of the time-series
397 data encompassing physiological signals, air quality metrics, lung function, patients' disease
398 perception, and underlying comorbidity will be conducted to characterise these exacerbation
399 occurrences thoroughly. Moreover, diverse modelling strategies to predict exacerbation
400 events will be generated, tested, and compared. The model exhibiting superior performance
401 will be prospectively validated during Phase II. Predictions will not be used for clinical
402 intervention. In addition, explainable AI methods will be employed to assess the model's
403 covariates (i.e. the mean decrease in accuracy method⁵⁹), determining their predictive efficacy
404 and isolating the critical signals instrumental in early identifying exacerbations (i.e. Anchor
405 method⁶⁰).

406 By harnessing advanced technological tools and conducting data analyses, this study aims to
407 yield several pivotal outcomes. Initially, the thorough documentation and comprehensive
408 assessment of both suspected and documented exacerbation episodes, alongside a
409 multifaceted evaluation of patient health parameters, seek to refine the precision and
410 accuracy in identifying and characterising exacerbations. We aim to unravel profound insights
411 into exacerbation patterns through an exhaustive analysis of temporal data spanning
412 physiological indicators, air quality metrics, patients' perceptions of their illness, and

413 comorbidity profiles. This approach is anticipated to expedite early intervention strategies and
414 enable the implementation of more targeted preventive approaches.

415 Lastly, exploring and comparing diverse predictive modelling methodologies aims to construct
416 robust predictive models for forecasting exacerbation events, catalysing the development of
417 clinical applications and offering decision support tools to aid healthcare providers in
418 efficiently anticipating and managing exacerbations.

419

420 **2.2 Assessment of the Novel Integrated Care Service**

421 As depicted in **Figure 1**, the achievements in the four main service components executed
422 during 2024 will conform to the final features of the novel integrated care service to be
423 assessed during 2025 concerning the potential for value generation, aiming at preventing
424 unplanned hospital admissions. Moreover, the research will identify key elements ensuring
425 sustainable adoption of the service in a real-world environment and facilitating site
426 transferability of the intervention.

427 **Background and rationale:** The progress experienced in terms of adoption of integrated care
428 services at the regional level over the last decade^{14,61,62}, as well as key lessons learned in recent
429 studies done in AISBE²⁴, suggest a high potential to overcome the efficacy-effectiveness gap
430 seen in previous local analyses carried out addressing the prevention of unplanned hospital
431 admissions^{63,64}. Moreover, the current research's two-phase study design ensures our
432 approach's maturity.

433 The main objective of the second year is to perform a Quintuple Aim evaluation of the
434 community-based service to prevent unplanned hospital admissions. Also, to assess the
435 process of implementation of the service.

436 **Setup:** The consolidated version of the service for managing the patients' cohort (n=200) at the
437 end of Phase I (**Figure 1**) will be deployed and evaluated over a year in 2025. Health outcomes
438 and patients' expenditures in the study cohort will be compared with a control group under
439 conventional care selected from the same primary care units.

440 The control group will comprise AISBE patients with chronic pulmonary diseases during the
441 same timeframe. To establish comparability, study participants will undergo a 1:1 pairing with
442 control outpatients using propensity score matching^{65,66} and genetic-matching techniques⁶⁷.
443 Two sets of variables will be considered for this matching process to ensure patient
444 comparability. These variables will encompass primary pulmonary diagnoses (e.g., COPD,

445 Asthma, etc.) and baseline characteristics, incorporating factors such as age, gender,
446 socioeconomic status, number of admissions in the preceding year, healthcare costs within the
447 healthcare system during the prior year, and the comorbidity burden assessed by the AMG
448 index.

449 **Data analysis and expected outcomes:** The Quintuple Aim assessment will include: i) Health
450 outcomes such as number of acute episodes, emergency room consultations, hospital
451 admissions, and mortality, ii) PROMs and PREMs, iii) health professionals' experience, and iv)
452 direct costs evaluated with a cost consequence analysis. It is worth noting that items involving
453 indirect costs will be identified to assess potential sources of inequity.

454 The CHSS database will be consulted to compare clinical outcomes between the study
455 participants and a control group. This comprehensive analysis will encompass i) mortality
456 rates; ii) healthcare professional encounters, including primary care visits, specialised
457 outpatient visits, ambulatory mental health centre visits, emergency room visits, planned and
458 unplanned hospital admissions, and admissions to mental health centres; as well as iii) total
459 healthcare expenditure. The latter includes direct healthcare delivery costs, pharmaceutical
460 expenses, and other billable healthcare costs like non-urgent medical transportation,
461 ambulatory rehabilitation, domiciliary oxygen therapy, and dialysis.

462 The comprehensive assessment planned in the current study should allow the identification of
463 the profile of candidates for the novel service and provide valuable information on its potential
464 for value generation. Moreover, the protocol will evaluate the service adoption process using a
465 simplified CFIR²² approach to identify key barriers and facilitators that may guide site
466 transferability. The evaluation of the main items of the CFIR will be quantitatively expressed
467 using Lickert scales. Finally, a profiled dashboard for quality assurance of the service after
468 adoption will be proposed.

469

470 **3. ETHICAL AND REGULATORY ISSUES**

471 The Ethical Committee for Human Research at Hospital Clinic de Barcelona approved the core
472 study protocol of K-Health in Air on June 29, 2023 (HCB/2023/0126). The study design adheres
473 to data minimisation principles, ensuring that only essential data are collected and utilised.
474 The study will be conducted in compliance with the Helsinki Declaration (Stronghold Version,
475 Brazil, October 2013) and in accordance with the protocol and the relevant legal requirements
476 (Biomedical Research Act 14/2007 of July 3).

477 All patients in the study must sign an informed consent form before any procedure. The
478 participants can withdraw their consent at any time without altering their relationship with
479 their doctor or harming their treatment.

480 The One Beat watch does not hold medical device certification and will be utilized solely for
481 data collection and exploring potential patterns informing exacerbations, not for decision-
482 making within the study. Any future application derived from this research must ensure that
483 the technology aligns with medical device regulations.

484

485 **Authors' Contributions**

486 JR and RGC designed the study and are responsible for overseeing project coordination. JPJ
487 and JF contributed valuable insights into the study design. JR and RF will spearhead the
488 development of the enhanced lung function assessment study. IC, CH, and AGL will take the
489 lead in designing the study on digital support through an adaptive case management
490 approach. RGC and IC will also head the development of predictive modelling for improved
491 management of exacerbations.

492 MF will provide the MICA sensors on behalf of INBIOT and will offer expertise in IAQ/OAQ
493 assessment jointly with BS. EV will manage the extraction of pertinent data from the CHSS
494 database and provide statistical support.

495 AGL will fulfil the responsibilities of the nurse case manager as outlined in the protocol, which
496 includes overseeing cohort recruitment and follow-up. The clinical intervention and patient
497 follow-up plans will be collaboratively determined by AGL, EA, NS, MS, ASA, JB, AMI and JR.

498 AGL, JR, and RGC initially drafted the manuscript, which included writing the text and creating
499 infographics. It was then thoroughly reviewed by IC and CH. All authors have approved the
500 final version of the manuscript and are committed to upholding the integrity and accuracy of
501 the work.

502



503 **Funding**

504

505 The K-HEALTHinAIR project funded this study, Grant Agreement nº 101057693, under a
506 European Union's Call on Environment and Health (HORIZON-HLTH-2021-ENVHLTH-02).

507

508 **Disclaimer:** Views and opinions expressed are, however, those of the authors only and do not
509 necessarily reflect those of the European Union or the European Health and Digital Executive
510 Agency as granting authority. Neither the European Union nor the granting authority can be
511 held responsible.

512

513 **Competing Interests**

514 IC and JR hold shares of Health Circuit. All other authors declare no conflicts of interest.

515

516 **Acronyms**

517 AISBE - Integrated Health District of Barcelona-Esquerra

518 ACT - Asthma Control Test

519 AQLQ - Asthma Quality of Life Questionnaire

520 ALDS - Ambulatory Lung Diagnosis System

521 AMG - Adjusted Morbidity Groups

522 CAT - COPD Assessment test

523 CFIR - Consolidated Framework for Implementation Research

524 COPD - Chronic Obstructive Pulmonary Disease

525 FS - Forced Spirometry

526 HCB - Hospital Clínic de Barcelona

527 HRV - Heart Rate Variability

528 ICHOM - International Consortium for Health Outcomes Management

529 IAQ - Indoor Air Quality

530 K-HEALTHinAIR - EU Project "Knowledge for improving indoor AIR quality and HEALTH"

531 mMRC - modified Medical Research Council

532 NPS - Net Promoter Score


533 PaRIS - Patient-Reported Indicator Survey
534 PM - Particulate Matter
535 PROMIS - Patient-Reported Outcomes Measurement Information System
536 PROMs - Patient-Reported Outcome Measures
537 PDSA - Plan-Do-Study-Act cycle
538 PREMs – Patient-Reported Experience Measures
539 PS - Propensity Score Matching
540 SUS - System Usability Scale
541 SNOT - Sino-Nasal Outcome Test
542 TAI - Test of Adherence to Inhalers
543 VOC - Volatile Organic Compound
544 WHO - World Health Organization

545

546 **References**

547

- 548 1. WORLD HEALTH ORGANIZATION (WHO). Framework on integrated, people-centred health
549 services. Published 2016. Accessed January 4, 2024.
550 [http://apps.who.int/iris/bitstream/10665/174536/1/9789241564977_eng.pdf?ua=1,](http://apps.who.int/iris/bitstream/10665/174536/1/9789241564977_eng.pdf?ua=1)
- 551 2. ORGANIZATION FOR ECONOMIC CO-OPERATION AND DEVELOPMENT (OECD). *Health at a Glance*
552 *2019*. OECD; 2019. doi:10.1787/4dd50c09-en
- 553 3. ACADEMY OF MEDICAL SCIENCES. Multimorbidity: a priority for global health research.
554 Academy of Medical Sciences. Published 2018. [https://acmedsci.ac.uk/file-](https://acmedsci.ac.uk/file-download/82222577)
555 [download/82222577](https://acmedsci.ac.uk/file-download/82222577)
- 556 4. GENERALITAT DE CATALUNYA DEPARTAMENT DE SALUT. Catalan model of care for people with
557 frailty, complex chronic (CCP) and advanced chronic (ACP) conditions. Published 2021.
558 Accessed January 4, 2024.
559 [https://scientiasalut.gencat.cat/bitstream/handle/11351/7007/bases_conceptuals_mo](https://scientiasalut.gencat.cat/bitstream/handle/11351/7007/bases_conceptuals_model_atencio_persones_fragils_cronicitat_complexa_avancada_2020_ang.pdf?sequence=8&isAllowed=y)
560 [del_atencio_persones_fragils_cronicitat_complexa_avancada_2020_ang.pdf?sequence](https://scientiasalut.gencat.cat/bitstream/handle/11351/7007/bases_conceptuals_model_atencio_persones_fragils_cronicitat_complexa_avancada_2020_ang.pdf?sequence=8&isAllowed=y)
561 [=8&isAllowed=y](https://scientiasalut.gencat.cat/bitstream/handle/11351/7007/bases_conceptuals_model_atencio_persones_fragils_cronicitat_complexa_avancada_2020_ang.pdf?sequence=8&isAllowed=y)
- 562 5. SHEPPERD S ET AL. Discharge planning from hospital to home. *Cochrane Database of*
563 *Systematic Reviews*. 2010;(1).
564 doi:10.1002/14651858.CD000313.PUB3/MEDIA/CDSR/CD000313/REL0003/CD000313/I
565 [MAGE_N/NCD000313-CMP-015-01.PNG](https://doi.org/10.1002/14651858.CD000313.PUB3/MEDIA/CDSR/CD000313/REL0003/CD000313/IMAGE_N/NCD000313-CMP-015-01.PNG)

- 566 6. FACCHINETTI G ET AL. Continuity of care interventions for preventing hospital readmission
567 of older people with chronic diseases: A meta-analysis. *Int J Nurs Stud*.
568 2020;101:103396. doi:10.1016/J.IJNURSTU.2019.103396
- 569 7. BHATT SP ET AL. Phenotypes, Etiotypes, and Endotypes of Exacerbations of Chronic
570 Obstructive Pulmonary Disease. *Am J Respir Crit Care Med*. 2023;208(10):1026-1041.
571 doi:10.1164/RCCM.202209-1748SO
- 572 8. VELA E ET AL. Population-based analysis of patients with COPD in Catalonia: a cohort
573 study with implications for clinical management. *BMJ Open*. 2018;8(3):e017283.
574 doi:10.1136/BMJOPEN-2017-017283
- 575 9. AMROL DJ. How Does Indoor Air Quality Affect COPD? *NEJM Journal Watch*. 2022;2022.
576 doi:10.1056/NEJM-JW.NA54672
- 577 10. PUTCHA N ET AL. Home Dust Allergen Exposure Is Associated with Outcomes among
578 Sensitized Individuals with Chronic Obstructive Pulmonary Disease. *Am J Respir Crit*
579 *Care Med*. 2022;205(4):412-420. doi:10.1164/RCCM.202103-
580 0583OC/SUPPL_FILE/DISCLOSURES.PDF
- 581 11. HANSEL NN ET AL. Randomized Clinical Trial of Air Cleaners to Improve Indoor Air Quality
582 and Chronic Obstructive Pulmonary Disease Health Results of the CLEAN AIR Study. *Am*
583 *J Respir Crit Care Med*. 2022;205(4):421-430. doi:10.1164/RCCM.202103-
584 0604OC/SUPPL_FILE/DISCLOSURES.PDF
- 585 12. MANNINO DM. Is One Exacerbation Enough to Modify Therapy in Chronic Obstructive
586 Pulmonary Disease? *Am J Respir Crit Care Med*. 2023;208(2):124-125.
587 doi:10.1164/RCCM.202304-0783ED/SUPPL_FILE/DISCLOSURES.PDF
- 588 13. CELLI BR ET AL. An updated definition and severity classification of chronic obstructive
589 pulmonary disease exacerbations: The rome proposal. *Am J Respir Crit Care Med*.
590 2021;204(11):1251-1258. doi:10.1164/RCCM.202108-
591 1819PP/SUPPL_FILE/DISCLOSURES.PDF
- 592 14. HERRANZ C. An Adaptive Case Management Approach to Prevent Unplanned Hospital
593 Admissions in a Care Continuum Scenario. Published online 2023.
- 594 15. CANO I ET AL. An adaptive case management system to support integrated care services: :
595 Lessons learned from the NEXES project. *J Biomed Inform*. 2015;55:11-22.
596 doi:10.1016/j.jbi.2015.02.011
- 597 16. HERRANZ C ET AL. A Co-Creation Process Toward Sustainable Adoption of Integrated Care
598 for Prevention of Unplanned Hospitalizations. *medRxiv*. Published online January 1,
599 2023:2023.08.03.23293537. doi:10.1101/2023.08.03.23293537
- 600 17. JADECARE (2020-2023). Joint Action on implementation of digitally enabled integrated
601 person-centred care. Published 2020. <https://www.jadecare.eu/>

- 602 18. GONZÁLEZ-COLOM R ET AL. Computational modelling for prevention of unplanned hospital
603 admissions in multimorbid patients. *J Med Internet Res*. Published online 2023.
604 doi:10.2196/40846
- 605 19. DUBOIS AB ET AL. Oscillation Mechanics of Lungs and Chest in Man.
606 <https://doi.org/10.1152/jappl.1956.8.6.587>. 1956;8(6):587-594.
607 doi:10.1152/JAPPL.1956.8.6.587
- 608 20. HERRANZ C ET AL. A Practice-Proven Adaptive Case Management Approach for Innovative
609 Health Care Services (Health Circuit): Cluster Randomized Clinical Pilot and Descriptive
610 Observational Study. *J Med Internet Res*. 2023;25:e47672. doi:10.2196/47672
- 611 21. NUNDY S ET AL. The Quintuple Aim for Health Care Improvement: A New Imperative to
612 Advance Health Equity. *JAMA*. 2022;327(6):521-522. doi:10.1001/jama.2021.25181
- 613 22. KEITH RE ET AL. Using the Consolidated Framework for Implementation Research (CFIR)
614 to produce actionable findings: A rapid-cycle evaluation approach to improving
615 implementation. *Implementation Science*. 2017;12(1). doi:10.1186/S13012-017-0550-7
- 616 23. K-HEALTH IN AIR (2022 - 2026). Knowledge for Improving Indoor Air Quality and Health (K-
617 Health in Air). Published 2022. <https://k-healthinair.eu/>
- 618 24. FONT D ET AL. Integrated Health Care Barcelona Esquerra (Ais-Be): A Global View of
619 Organisational Development, Re-Engineering of Processes and Improvement of the
620 Information Systems. The Role of the Tertiary University Hospital in the Transformation.
621 *Int J Integr Care*. 2016;16(2). doi:10.5334/IJIC.2476
- 622 25. CHRISTOFF P. Running PDSA cycles. *Curr Probl Pediatr Adolesc Health Care*.
623 2018;48(8):198-201. doi:10.1016/J.CPPEDS.2018.08.006
- 624 26. FARRÉ N ET AL. Medical resource use and expenditure in patients with chronic heart
625 failure: a population-based analysis of 88 195 patients. *Eur J Heart Fail*.
626 2016;18(9):1132-1140. doi:10.1002/ejhf.549
- 627 27. VENKATESAN P. 2023 GINA report for asthma. *Lancet Respir Med*. 2023;11(7):589.
628 doi:10.1016/S2213-2600(23)00230-8
- 629 28. PLAZA MORAL V ET AL. GEMA 5.3. Spanish Guideline on the Management of Asthma. *Open*
630 *respiratory archives*. 2023;5(4):100277. doi:10.1016/j.opresp.2023.100277
- 631 29. MONTERDE D ET AL. Adjusted morbidity groups: A new multiple morbidity measurement
632 of use in Primary Care. *Aten Primaria*. 2016;48(10):674-682.
633 doi:10.1016/J.APRIM.2016.06.003
- 634 30. CEREZO-CEREZO J ET AL. GOOD PRACTICE BRIEF - Population stratification: A fundamental
635 instrument used for population health management in Spain. Published 2018. Accessed
636 March 2, 2022. [https://iris.who.int/bitstream/handle/10665/345586/WHO-EURO-2018-
637 3032-42790-59709-eng.pdf?sequence=3](https://iris.who.int/bitstream/handle/10665/345586/WHO-EURO-2018-3032-42790-59709-eng.pdf?sequence=3)

- 638 31. GANGANNAGARIPALLI J ET AL. A Standard Set of Value-Based Patient-Centered Outcomes
639 and Measures of Overall Health in Adults. *Patient*. 2022;15(3):341-351.
640 doi:10.1007/s40271-021-00554-8
- 641 32. RIGGS JS ET AL. PROMIS Global Health: Feasibility in home health. *Quality of Life*
642 *Research*. 2021;30(9):2551-2561. doi:10.1007/S11136-021-02845-X/METRICS
- 643 33. TOPP CW ET AL. The WHO-5 Well-Being Index: A Systematic Review of the Literature.
644 *Psychother Psychosom*. 2015;84(3):167-176. doi:10.1159/000376585
- 645 34. THOMAS CC ET AL. The 12-item WHO Disability Assessment Schedule II as an outcome
646 measure for treatment of common mental disorders. *Global Mental Health*. 2016;3:1-7.
647 doi:10.1017/GMH.2016.7
- 648 35. KENDIR C ET AL. Lessons from early implementation of the OECD's Patient-Reported
649 Indicator Surveys (PaRIS) in primary care: making the case for co-development and
650 adaptation to national contexts. *IJQHC Communications*. 2023;3(1).
651 doi:10.1093/IJCOMS/LYAD003
- 652 36. MICA - MONITOR INTELIGENTE DE CALIDAD DE AIRE INTERIOR. Accessed January 5, 2024.
653 <https://www.inbiot.es/productos/dispositivos-mica/mica>
- 654 37. AERISWEATHER | THE GLOBAL WEATHER API & MAPPING PLATFORM FOR BUSINESS. Accessed
655 January 5, 2024. <https://www.aerisweather.com/>
- 656 38. JONES PW ET AL. Development and first validation of the COPD Assessment Test.
657 *European Respiratory Journal*. 2009;34(3):648-654. doi:10.1183/09031936.00102509
- 658 39. STOLLER JK ET AL. Further Specification and Evaluation of a New Clinical Index for
659 Dyspnea. *Am Rev Respir Dis*. 1986;134(5):1129-1134.
660 doi:10.1164/arrd.1986.134.5.1129
- 661 40. NATHAN RA ET AL. Development of the Asthma Control Test: A survey for assessing
662 asthma control. *Journal of Allergy and Clinical Immunology*. 2004;113(1):59-65.
663 doi:10.1016/j.jaci.2003.09.008
- 664 41. PLAZA V ET AL. Test of Adherence to Inhalers. *Arch Bronconeumol*. 2017;53(7):360-361.
665 doi:10.1016/J.ARBR.2017.03.005
- 666 42. PINNOCK H ET AL. Evaluation of an intervention to improve successful completion of the
667 Mini-AQLQ: comparison of postal and supervised completion. *Prim Care Respir J*.
668 2004;13(1):36. doi:10.1016/J.PCRJ.2003.11.004
- 669 43. LIU M ET AL. The predictive utility of the 22-item sino-nasal outcome test (SNOT-22): A
670 scoping review. *Int Forum Allergy Rhinol*. 2022;12(1):83-102. doi:10.1002/ALR.22888
- 671 44. WEARABLES INTELIGENTES | BEAT ONE, RELOJ INTELIGENTE SALUD. Accessed January 5, 2024.
672 <https://beat-one.com/>

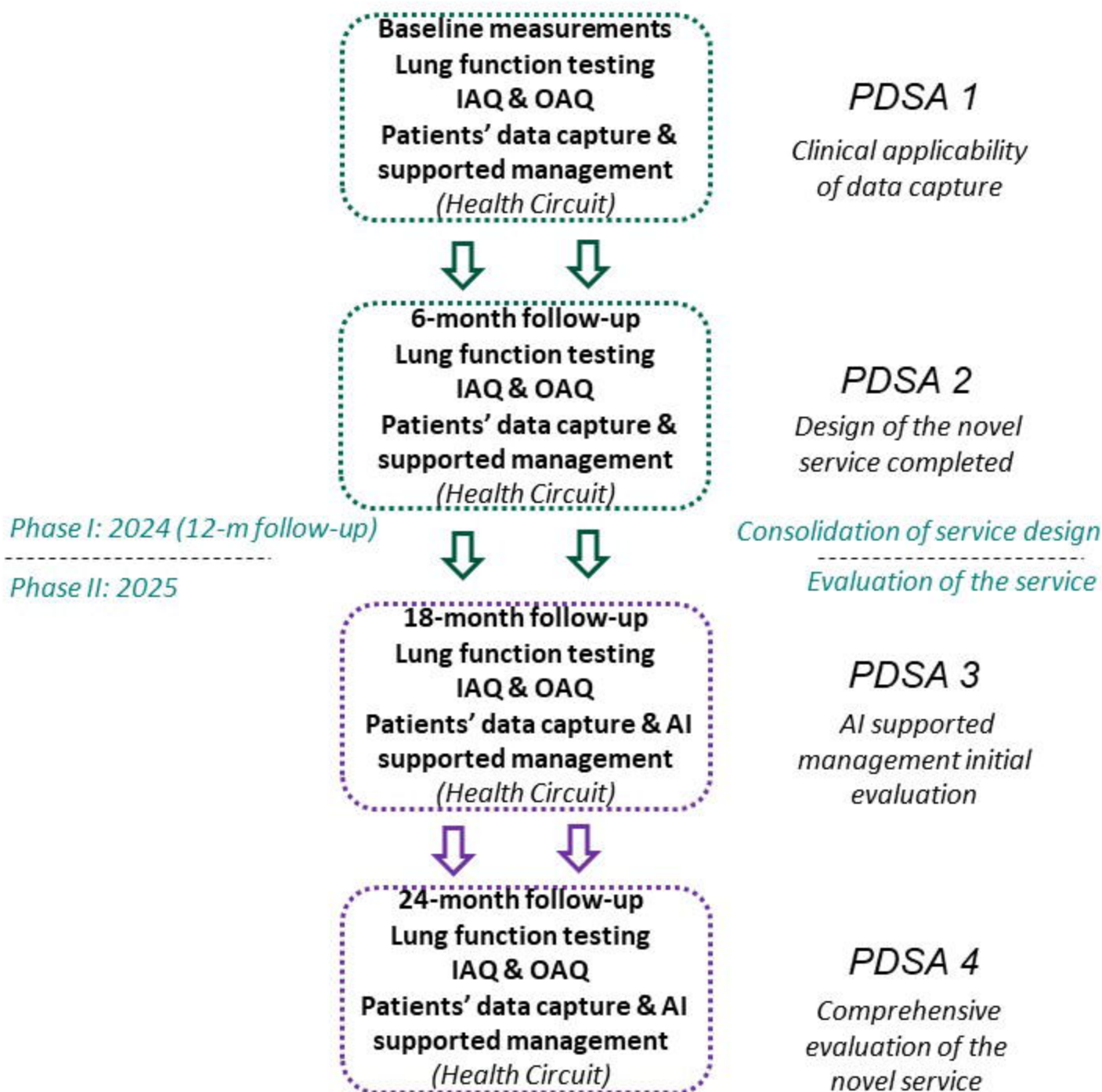
- 673 45. PUTRA ADM ET AL. Implementation of nursing case management to improve community
674 access to care: A scoping review. *Belitung Nurs J.* 2021;7(3):141-150.
675 doi:10.33546/bnj.1449
- 676 46. VAN EEDEN AE ET AL. Effectiveness of case management in the prevention of COPD re-
677 admissions: a pilot study. *BMC Res Notes.* 2017;10(1):621. doi:10.1186/s13104-017-
678 2946-5
- 679 47. KING GG ET AL. Technical standards for respiratory oscillometry. *European Respiratory*
680 *Journal.* 2020;55(2). doi:10.1183/13993003.00753-2019
- 681 48. KOSTORZ-NOSAL S ET AL. Window of opportunity for respiratory oscillometry: A review of
682 recent research. *Respir Physiol Neurobiol.* 2023;316:104135.
683 doi:10.1016/J.RESP.2023.104135
- 684 49. VENERONI C ET AL. Diagnostic Potential of Oscillometry: A Population-based Approach.
685 <https://doi.org/10.1164/rccm202306-0975OC>. Published online November 16, 2023.
686 doi:10.1164/RCCM.202306-0975OC
- 687 50. WALKER PP ET AL. Telemonitoring in chronic obstructive pulmonary disease (chroned) a
688 randomized clinical trial. *Am J Respir Crit Care Med.* 2018;198(5):620-628.
689 doi:10.1164/RCCM.201712-2404OC/SUPPL_FILE/DISCLOSURES.PDF
- 690 51. SUISSA S ET AL. Long-term natural history of chronic obstructive pulmonary disease:
691 severe exacerbations and mortality. *Thorax.* 2012;67(11):957. doi:10.1136/THORAXJNL-
692 2011-201518
- 693 52. ALDS BY LOTHAR MEDTEC GMBH – AMBULATORY LUNG DIAGNOSE SYSTEM (ALDS). Accessed
694 January 5, 2024. <https://alds.health/>
- 695 53. JANJUA S ET AL. Telehealth interventions: remote monitoring and consultations for people
696 with chronic obstructive pulmonary disease (COPD). *Cochrane Database Syst Rev.*
697 2021;7(7):CD013196. doi:10.1002/14651858.CD013196.pub2
- 698 54. SCHRIJVER J ET AL. Self-management interventions for people with chronic obstructive
699 pulmonary disease. *Cochrane Database Syst Rev.* 2022;1(1):CD002990.
700 doi:10.1002/14651858.CD002990.pub4
- 701 55. REICHHELD FF. The one number you need to grow. *Harv Bus Rev.* 2003;81(12):46-54,124.
702 doi:PMID: 14712543
- 703 56. BROOKE J. SUS a quick and dirty usability scale. Usability Evaluation in Industry.
704 Published 1996. Accessed February 14, 2024.
705 https://digital.ahrq.gov/sites/default/files/docs/survey/systemusabilityscale%2528sus%2529_comp%255B1%255D.pdf
706
- 707 57. UIJEN AA ET AL. Nijmegen Continuity Questionnaire: development and testing of a
708 questionnaire that measures continuity of care. *J Clin Epidemiol.* 2011;64(12):1391-
709 1399. doi:10.1016/j.jclinepi.2011.03.006

- 710 58. WU CT ET AL. Acute exacerbation of a chronic obstructive pulmonary disease prediction
711 system using wearable device data, machine learning, and deep learning: Development
712 and cohort study. *JMIR Mhealth Uhealth*. 2021;9(5). doi:10.2196/22591
- 713 59. CALLE ML ET AL. Letter to the editor: Stability of Random Forest importance measures.
714 *Brief Bioinform*. 2011;12(1):86-89. doi:10.1093/bib/bbq011
- 715 60. RIBEIRO MT ET AL. Anchors: High-Precision Model-Agnostic Explanations. *Proceedings of*
716 *the AAAI Conference on Artificial Intelligence*. 2018;32(1):1527-1535.
717 doi:10.1609/AAAI.V32I1.11491
- 718 61. DEPARTMENT OF HEALTH. Government of Catalonia Health plan for 2011-2015. Published
719 2012. Accessed March 1, 2022.
720 [https://scientiasalut.gencat.cat/bitstream/handle/11351/5519/pla_salut_catalunya_20](https://scientiasalut.gencat.cat/bitstream/handle/11351/5519/pla_salut_catalunya_2011_2015_ang.pdf?sequence=3&isAllowed=y)
721 [11_2015_ang.pdf?sequence=3&isAllowed=y](https://scientiasalut.gencat.cat/bitstream/handle/11351/5519/pla_salut_catalunya_2011_2015_ang.pdf?sequence=3&isAllowed=y)
- 722 62. DEPARTMENT OF HEALTH. Government of Catalonia Health plan for 2016-2020. Published
723 2016. Accessed March 1, 2022.
724 <https://scientiasalut.gencat.cat/handle/11351/4040?locale-attribute=en>
- 725 63. CASAS A ET AL. Integrated care prevents hospitalisations for exacerbations in COPD
726 patients. *European Respiratory Journal*. 2006;28(1):123-130.
727 doi:10.1183/09031936.06.00063205
- 728 64. HERNÁNDEZ C ET AL. Effectiveness of community-based integrated care in frail COPD
729 patients: a randomised controlled trial. *NPJ Prim Care Respir Med*. 2015;25.
730 doi:10.1038/NPJPCRM.2015.22
- 731 65. RUBIN DB. Using Propensity Scores to Help Design Observational Studies: Application to
732 the Tobacco Litigation. *Health Services and Outcomes Research Methodology* 2001 2:3.
733 2001;2(3):169-188. doi:10.1023/A:1020363010465
- 734 66. A T ET AL. Should I stay or should I go? A retrospective propensity score-matched
735 analysis using administrative data of hospital-at-home for older people in Scotland. *BMJ*
736 *Open*. 2019;9(5). doi:10.1136/BMJOPEN-2018-023350
- 737 67. DIAMOND A ET AL. Genetic Matching for Estimating Causal Effects: A General Multivariate
738 Matching Method for Achieving Balance in Observational Studies. *Review of Economics*
739 *and Statistics*. 2013;95(3):932-945. doi:10.1162/REST_a_00318

740

Protocol for the Enhanced Management of Multimorbid Patients with Chronic Pulmonary Diseases

(Key Sequential Steps)



Expected Outcomes

- Quintuple Aim assessment of the service
- Evaluation of the deployment process (CFIR)
- Dashboard for quality assurance of the service



Patients



Digital Support Layer



Nurse Case Manager



Healthcare Professionals

Patient Empowerment

Mature Digital Support

Management Change

Service Assessment

