

PI: Sierra Pond
IRB Exemption: 00164238

Identifying barriers to genetic testing in subspecialty cardiac care

Primary author: **Sierra Pond**, MS, University of Utah Graduate Program of Genetic Counseling
Author 1: **Genevieve Echols**, RCIS, SADS Foundation
Author 2: **Martin M Tristani-Firouzi**, MD, University of Utah
Author 2: **Susan P Etheridge**, MD, St Luke's Boise, ID
Author 3: **Hannah S Anderson**, LCGC, University of Utah
Author 4: **Briana L Sawyer**, LCGC, University of Utah

ABSTRACT

Background

The utility of genetic testing in cardiovascular medicine is well-established in expert consensus statements for optimizing patient care. However, significant genetic testing care gaps persist for patients with inherited cardiovascular conditions.

Objective

This study aimed to understand why genetic testing care gaps in cardiovascular medicine exist by evaluating cardiovascular providers' opinions and use of genetic testing.

Methods

We developed and administered an anonymous survey to cardiovascular providers delivering direct patient care in the United States. Participants were contacted in collaboration with the Sudden Arrhythmia Death Syndromes (SADS) Foundation.

Results

A total of 111 individuals completed the survey representing the following specialties: electrophysiology (55%, n=61), general cardiology (10.8%, n=12), imaging (7.2%, n=8), heart failure/transplant (6.3%, n=7), interventional cardiology (6.3%, n=7), fetal cardiology (5.4%, n=6), and other (9%, n=10). Eighty-six percent of respondents (n=97) stated genetic testing is 'very relevant' in the care of their patients. Eighty percent of electrophysiologists reported ordering genetic testing a few times a month or more. Navigating insurance authorization and billing procedures was an identified area of discomfort by 47.7% of respondents (n=53). Overall, cardiovascular provider specialty was shown to impact how often genetic testing is ordered. Provider work setting was shown to impact opinion of the utility of genetic testing for family screening, opinion of the utility of genetic testing for medication and device management, and how often genetic testing is ordered.

Conclusions

The results of this study support targeted provider education to increase the uptake of genetic testing for patients with inherited cardiovascular conditions.

KEYWORDS

Cardiovascular medicine, genetic testing, electrophysiology, insurance

PI: Sierra Pond

IRB Exemption: 00164238

48 INTRODUCTION

49 Genetic testing as a diagnostic and management tool is a key component of patient care in the
50 emergence of precision medicine. Inherited cardiac conditions are associated with substantial
51 morbidity and mortality with known benefits from genetic testing to manage patients with inherited
52 cardiac conditions [1-4]. Examples of the diagnostic utility of genetic testing in cardiovascular
53 medicine include the ability to establish a molecular clinical diagnosis, earlier diagnosis,
54 characterization of a patient's syndrome subtype, elimination of other suspected conditions, and
55 initiation of family cascade screening once a proband's genetic variant has been identified [1, 3, 5-8].
56 The utility of genetic testing in cardiovascular management can be divided into two categories:
57 prognostic and therapeutic. Examples of prognostic management enabled by genetic testing for
58 cardiovascular patients include genotype-phenotype correlations [9] and anticipating patient
59 prognosis with specific recommendations about physical activity and other lifestyle modifications
60 such as drug avoidance [2, 10, 11]. Additionally, genetic testing facilitates therapeutic management
61 decisions for cardiovascular patients regarding tailored pharmacological and procedural decisions
62 [12, 13] and cardiac device management [12].

63
64 Guidelines and expert consensus statements supporting the use of genetic testing in cardiovascular
65 conditions have been reported in the literature since 2011 [14, 15]. Since then, the specific language
66 surrounding the use of genetic testing for patients with suspected cardiovascular conditions has
67 evolved significantly [16] with new evidence to support and strengthen recommendations.
68 Consensus statements and expert working groups on heritable cardiac conditions now encompass a
69 wide range of diagnoses including familial hypercholesterolemia [17], adult congenital heart disease
70 [18], hypertrophic cardiomyopathy [19], channelopathies [20], and arrhythmogenic cardiomyopathy
71 [21].

72
73 The benefits of genetic testing in cardiology are not universally accepted and applied [22].
74 According to a 2023 statement from the American College of Cardiology, "patients with certain
75 inherited cardiovascular conditions rarely receive genetic testing recommended by clinical practice
76 guidelines" [23]. Genetic testing uptake is below 10% across all inherited cardiac conditions [23-25],
77 which is in stark comparison to the strong recommendation of its utility. Previous research
78 identified barriers to the use of genetic testing in other disciplines outside of cardiovascular
79 medicine. Such barriers exist at the provider level, the clinic level, and the societal level at large,
80 leaving genetic testing an 'untapped resource' [26] for patient care. Literature on barriers to genetic
81 testing in other disciplines including cancer and neurology exists at length. Previous research on the
82 barriers to the use of genetic testing in the world of subspecialty cardiac care focused on the patient
83 perception of genetic testing [27] and practitioners' confidence and desires for education in
84 cardiovascular and sudden cardiac death genetics [28]. Past research has also demonstrated that there
85 is no significant psychological harm done to patients who undergo cardiovascular genetic testing
86 [29].

87
88 It remains unknown in cardiovascular medicine how provider specialty influences a provider's
89 opinion of, use of, and access to genetic testing. This project aims to assess the opinions of
90 cardiovascular providers in various subspecialties on genetic testing; how cardiovascular providers
91 implement genetic testing in their practice; and what barriers cardiovascular providers identify to
92 their use of genetic testing. As a secondary aim, this project also aimed to compare these barriers
93 among different provider types to assess differences between provider groups.

94

PI: Sierra Pond
IRB Exemption: 00164238

95
96
97
98
99
100
101
102
103
104
105
106
107
108
109
110
111
112
113
114
115
116
117
118
119
120
121
122
123
124
125
126
127
128
129
130
131
132
133
134
135
136
137
138
139
140
141

METHODS

Study Population

To assess the opinions of, use of, and barriers to the use of genetic testing in subspecialty cardiac care, a one-time quantitative survey was developed and administered to licensed cardiovascular providers who engage in direct patient care in the United States. To meet the inclusion criteria for survey participation, participants were required to self-identify as a physician, physician assistant, nurse, or advanced practice nurse (listed as MD, DO, PA, RN, or APRN in the survey). Genetic counselors and medical geneticists were intentionally excluded from participation in the survey to reduce bias.

Survey Development

Questions were designed to elicit cardiovascular providers' opinions of, use of, and access to genetic testing. Survey development was guided by previous research [28]. Our survey consisted of five main sections with twenty-nine total questions: (1) inclusion criteria, (2) provider opinions on genetic testing utility, (3) provider-reported implementation of genetic testing in their practice, (4) provider-identified barriers to the use of genetic testing in their practice, and (5) demographics. Survey questions were mainly Likert-scale and categorical, asking participants to define their opinion of genetic testing, their use of genetic testing, and their comfort with activities related to genetic testing. The survey was piloted by three pediatric cardiologists, three genetic counselors, and three members of the Sudden Arrhythmia Death Syndromes (SADS) Foundation before dissemination.

Survey Administration

The anonymous electronic survey was administered via RedCap Software hosted at the University of Utah [30, 31]. The survey was fielded between January and April 2024. Participants provided written informed consent at the start of the survey. The study was approved and granted exemption status by the University of Utah's Institutional Review Board (00164238).

Participants were contacted via email recruitment across the United States with integral help from the SADS Foundation. The recruitment email explained the intent of the research as well as the anonymous response platform. Providers from the SADS Foundation Physician Referral Network (PRN) were contacted first to establish contact with major healthcare institutions across the United States. Participants were encouraged to disseminate the survey within their professional networks. Professional societies were also targeted for contact including the Heart Failure Society of America and the Heart Rhythm Society. An intentional approach was taken to recruit participants from a representative group of cardiovascular subspecialties, patient age ranges, geographic regions, and a diverse range of workplace settings.

Statistical Analysis

Means, standard deviations, and proportions were calculated for categorical variables. Chi-squared tests were used to compare categorical variables. Testing correction using the Bonferroni method was then performed as multiple testing comparisons were performed. The adjusted significance level was $P < 0.0022$. Data analysis was performed with Python software version (3.9.5). Data are available upon request.

PI: Sierra Pond

IRB Exemption: 00164238

142

143 **RESULTS**

144 **Demographics**

145 A total of 125 individuals submitted responses to the survey. Twelve of these responses were
146 excluded as they did not meet inclusion criteria or were incomplete. This resulted in 111 total
147 responses for inclusion in the study analysis. The demographic characteristics of the study
148 participants are summarized in Table 1. Most survey respondents (55%; n=61) reported working in
149 the specialty of electrophysiology. Other major provider specialties included general cardiology
150 (10.8%; n=12), imaging (7.2%; n=8), heart failure/transplant (6.3%; n=7), and interventional
151 cardiology (6.3%; n=7). Most survey respondents (43.2%; n=48) reported seeing a mix of pediatric
152 and adult cardiovascular patients. Thirty-two percent of respondents (n=36) reported seeing
153 pediatric cardiovascular patients only; 22.5% of respondents (n=25) reported seeing adult
154 cardiovascular patients only; and 1.8% of respondents (n=2) reported seeing prenatal cardiovascular
155 patients. The geographic region and work setting of participants was primarily urban (82.9%; n=92)
156 at university medical centers (78.4%, n=87). Most survey respondents (52.2%, n=58) reported
157 having been in practice for more than fifteen years. Due to the wide variety of recruitment
158 techniques, a survey response rate is not possible to calculate.

159

PI: Sierra Pond
 IRB Exemption: 00164238

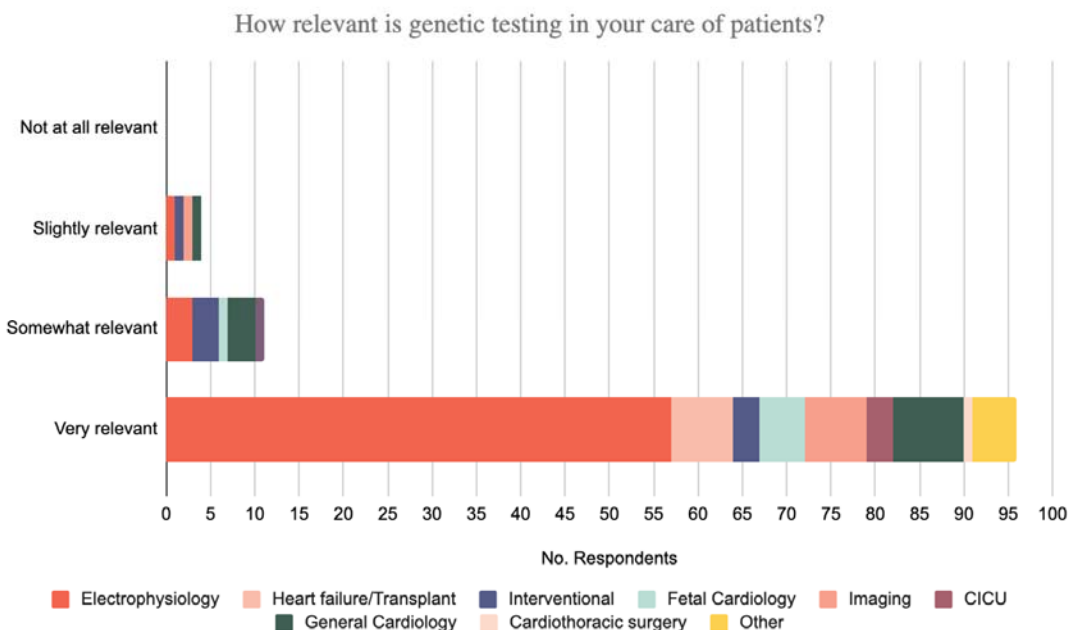
Characteristics	Number of Respondents, N
Time in Practice	
Still in training	9
5 Years	8
5-10 Years	16
10-15 Years	20
>15 Years	58
Work Setting	
Private Group Practice	7
Private Solo Practice	0
University Medical Center	87
Private Hospital/Medical Facility	9
Public Hospital/Medical Facility	7
Diagnostic Laboratory/Testing Laboratory	0
Post Mortem	0
Other	1
Geographic Region of Work	
Urban	92
Suburban	18
Rural	1
Provider Reported Specialty	
Electrophysiology	61
Heart Failure/Transplant	7
Interventional	7
Fetal Cardiology	6
Imaging	8
Pulmonary Hypertension	0
Dyslipidemia	0
CICU	3
General Cardiology	12
Cardiothoracic Surgery	1
Other, Not Listed	6
Age Range of Patients Seen	
Pediatrics	36
Adult	25
Both Pediatric and Adult	48
Prenatal	2

160
 161 **TABLE 1.** Demographic Characteristics of Study Participants
 162 *Participants were asked a handful of demographic questions about their practice in section (5) of the survey. Data are*
 163 *reported in the number of respondents (n) to each question.*
 164

165 **Opinion and Use of Genetic Testing**

166 The majority of survey respondents (86%; n=97) reported genetic testing being ‘very relevant’ in the
 167 care of their patients. No survey respondents reported genetic testing being ‘not at all relevant in the
 168 care of their patients’. Figure 1 delineates responses to this question on the relevance of genetic
 169 testing in the care of patients by provider-reported specialty. Of those respondents who answered
 170 genetic testing is either ‘somewhat relevant’ (9.8%; n=11) or ‘slightly relevant’ (3.6%; n=3) in the
 171 care of their patients, provider specialties included electrophysiology, interventional cardiology, fetal
 172 cardiology, general cardiology, cardiac ICU, and imaging.
 173

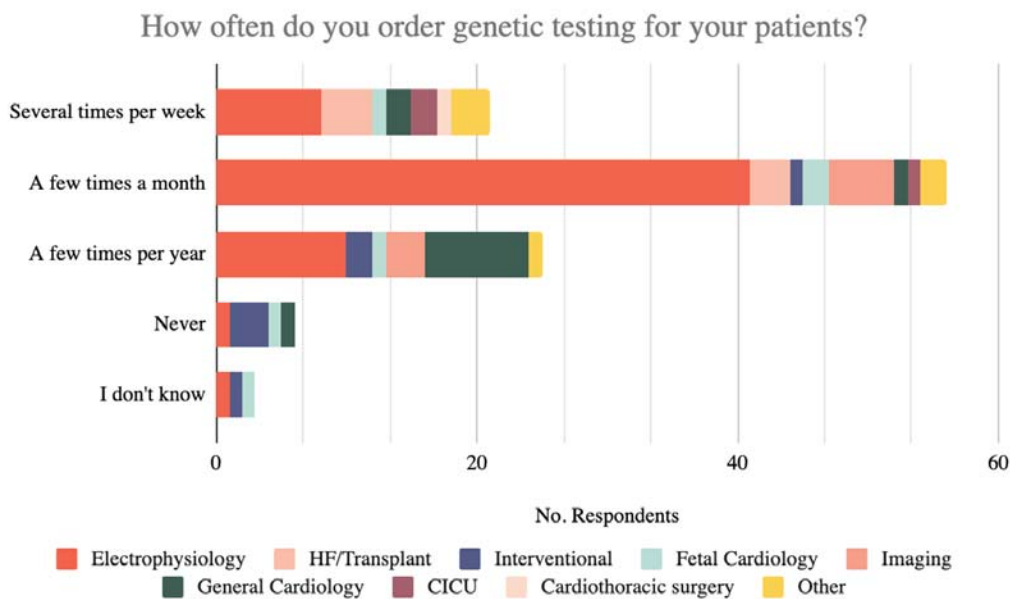
PI: Sierra Pond
IRB Exemption: 00164238



174
175 **FIGURE 1.** Provider Opinions on the Relevance of Genetic Testing
176 *Responses to survey question 1 “How relevant is genetic testing in your care of patients” are delineated by provider*
177 *specialty.*

178
179 The ordering trends of a few key specialists stood out and were investigated further:
180 electrophysiologists, interventional cardiologists, and general cardiologists. These trends were groups
181 or providers who reported either they consistently ordered genetic testing routinely or not at all. The
182 findings of all providers and their reported use of genetic testing are depicted in Figure 2. Of
183 electrophysiologists, ninety-six percent reported ordering genetic testing at least a few times per year
184 at minimum. As expected, a high percentage, 80%, of electrophysiologists reported ordering genetic
185 testing at least a few times per month. Interventional cardiologists were on the other end of the
186 spectrum regarding ordering trends: fifty-seven percent of interventional cardiologists reported
187 never ordering genetic testing or stated they did not know how often they order genetic testing.
188 General cardiologists were somewhere in the middle with their ordering trends: seventy-five percent
189 of general cardiologists reported ordering genetic testing a few times per year or never.
190

PI: Sierra Pond
IRB Exemption: 00164238



191
192 **FIGURE 2.** Provider Reported Use of Genetic Testing
193 *Responses to survey question 11 “How often do you order genetic testing for your patients” are delineated by provider*
194 *specialty.*

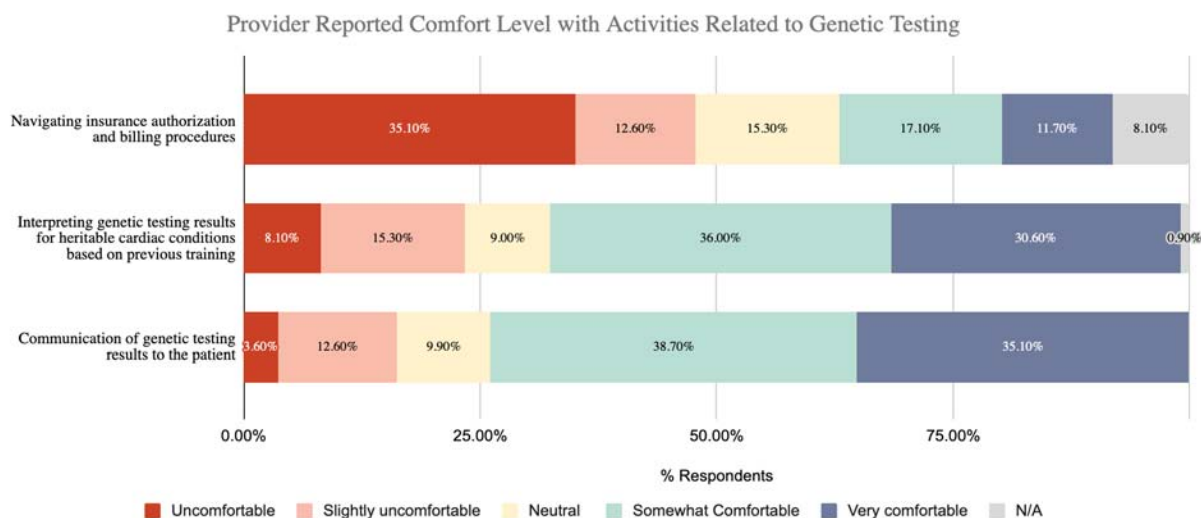
195
196 **Reported Barriers to Genetic Testing**

197 Respondents were asked to report their comfort level with activities related to genetic testing
198 including navigating insurance authorization and billing, interpreting genetic testing results for
199 heritable cardiac conditions, and ability to communicate the results of genetic testing to patients.
200 Thirty-five percent (n=39) of respondents reported being ‘uncomfortable’ with navigating insurance
201 authorization and billing procedures. Based on respondents’ answers to this survey questions, we
202 propose the ability to navigate insurance authorization and billing procedures is a potential barrier to
203 the use of genetic testing by cardiovascular providers.

204
205 Genetic test interpretation and communication of genetic test results were not identified as being
206 significant sources of provider discomfort. When respondents were asked to rank their comfort
207 with interpreting genetic test results for heritable cardiac conditions based on previous training,
208 thirty-six percent36% (n=40) stated they were ‘somewhat comfortable’. In response to a comfort
209 level with communication of genetic testing results to the patient, thirty-eight percent38% (n=43) of
210 respondents stated they were ‘somewhat comfortable’. These results are summarized in Figure 3.

211

PI: Sierra Pond
 IRB Exemption: 00164238



212
 213 **FIGURE 3.** Reported Comfort Level with Activities Related to Genetic Testing
 214 Responses to questions in section (4) of the survey regarding provider comfort with activities related to genetic testing
 215 are reported by percentage of respondents.
 216

217 Influence of Provider Demographics on Genetic Testing

218 Statistical analyses were performed to determine if any particular demographic attributes of a
 219 provider influenced their reported opinion of, use of, or perceived barriers to the use of genetic
 220 testing. These findings are summarized in Table 2. Most significantly, we found that the provider's
 221 specialty had an impact on how often they reported ordering genetic testing in practice as well as
 222 their reported comfort level with interpreting genetic test results for heritable cardiac conditions. In
 223 addition, we determined the provider's geographic work setting had an impact on how often they
 224 reported ordering genetic testing in practice. Interestingly, provider geographic work setting also
 225 influenced opinion of genetic testing's value for screening at-risk family members and for
 226 medication and device management.
 227

Statement	P □
Provider specialty significant trends	
How often do you order genetic testing for your patients?	<0.001
Do you know where your practice sends genetic test samples for analysis?	<0.001
Comfort with interpreting genetic testing results for heritable cardiac conditions based on your previous training.	<0.001
Comfort with communication of genetic testing results to the patient.	<0.001
Provider work setting significant trends	
How often do you order genetic testing for your patients?	<0.001
Genetic testing is valuable for screening at-risk family members.	<0.001
Genetic testing for cardiac patients is valuable for medication and device management.	<0.001
My practice has a genetics professional on staff with whom my patients can meet.	<0.001

228 **TABLE 2.** Provider Opinions on the Utility, Use, and Barriers of Genetic Testing in Practice

229 □: Chi-squared test with Bonferroni Correction (0.05/22; P<0.0022)

PI: Sierra Pond
IRB Exemption: 00164238

230 **DISCUSSION**

231 Our study revealed that cardiovascular providers consider genetic testing relevant to their practice,
232 which is important in understanding how to then implement it in practice. Guideline-directed
233 medical management increasingly informs patient care. The guidelines from international
234 organizations, such as the Heart Rhythm Society, have no specific legal territory and have no legally
235 enforcing character. Nonetheless, they represent the state-of-the-art recommendations for patient
236 diagnosis and management and set standards to which most practitioners aspire [20]. Our study tells
237 us that the importance of genetic testing is understood by clinicians, but barriers exist to fully
238 incorporating genetic testing into patient care. This study has practical applications regarding
239 improvements to the uptake of genetic testing in cardiovascular medicine. Overall, the findings of
240 this study suggest cardiovascular provider specialty impacts how often genetic testing is ordered in
241 practice. The findings also suggest provider work setting impacts how often genetic testing is
242 ordered in practice, provider opinion of the utility of genetic testing for family screening, and
243 provider opinion on the utility of genetic testing for medication and device management. For
244 example, in the case of potentially lethal and treatable conditions such as catecholaminergic
245 polymorphic ventricular tachycardia (CPVT) or long QT syndrome (LQTS), it is the responsibility
246 of the physician, preferably in conjunction with an expert genetics team, to communicate to the
247 patient/family the critical importance of family screening, whether this be facilitated by cascade
248 genetic testing or by broader clinical family screening [20]. Interestingly, the age range of patients a
249 cardiovascular provider sees does not impact their opinion of, use of, or access to genetic testing.
250 However, it should be noted that the sample size and queried population may have impacted this
251 finding.

252
253 Based on the results of this study, navigating insurance authorization and billing procedures was an
254 identified area of discomfort for cardiovascular providers. We suggest this as a targeted area for
255 future cardiovascular provider education. This aligns with findings from other studies in the field
256 [28, 32]. Designing educational materials that address the hurdles of insurance and billing is likely to
257 be a useful strategy in addressing this area of concern for cardiovascular providers in the United
258 States. Recommendations could be made for partnering with genetic counselors or local
259 communities such as the SADS Foundation to help providers better understand insurance coverage.
260 Automated modules about insurance or clear pathways of communication with genetic testing
261 strategies could be useful in addressing this.

262
263 Interestingly, our study did not find significant provider discomfort in interpreting genetic testing.
264 This could be due to the large majority of providers representing the specialty of electrophysiology.
265 This group of providers has a longstanding history of utilizing genetic testing in patient care and
266 understanding the underlying causes of inherited arrhythmias is an important component of clinical
267 care. Other studies in the field [28, 32] have found provider discomfort with interpretation. Eighty
268 percent of respondents (n=89) to this survey stated they would be interested in further training and
269 education regarding genetic testing interpretation should their schedules allow, and 45% (n=50)
270 stated they would be 'likely' to participate in an online webinar on genetic testing interpretation if
271 prompted. Expanding the population size surveyed may reveal concerns about test interpretation,
272 but from our evaluation, cardiologists specializing in electrophysiology as a group feel comfortable
273 with genetic test results interpretation.

274
275 A limitation of this study was the limited sample size that was primarily comprised of
276 electrophysiologists from urban university medical centers. This population is likely to have a self-

PI: Sierra Pond
IRB Exemption: 00164238

277 reporting bias since we primarily contacted providers who associate with the SADS Foundation, a
278 patient advocacy group that widely promotes genetic testing. The homogenous population of survey
279 respondents limits the conclusions and applications that can be drawn from these results. It should
280 also be noted that the survey developed and implemented in this study is not a validated tool and
281 results from survey questions should be analyzed with this in mind.
282

283 CONCLUSION

284 The need for genetic testing in cardiovascular medicine has been clearly defined and is part of the
285 most recent expert consensus documents[20]. While respondents to this survey clearly acknowledge
286 the relevance of genetic testing in the care of their patients, significant genetic testing care gaps for
287 patients with heritable genetic testing conditions remain with few patients undergoing recommended
288 genetic testing during their cardiac evaluation. This research captures certain provider characteristics-
289 specialty and geographic work setting- that influence genetic testing ordering and uptake. Further
290 research is needed to understand how to best address the disconnect between opinion and the use
291 of genetic testing, and to continue improving the uptake of genetic testing for patients with
292 inherited cardiac conditions.
293

294 REFERENCES

- 295 1. Walsh, R., et al., *Evaluation of gene validity for CPVT and short QT syndrome in sudden arrhythmic*
296 *death*. Eur Heart J, 2022. **43**(15): p. 1500-1510.
- 297 2. Priori, S.G. and C.A. Remme, *Inherited conditions of arrhythmia: translating disease mechanisms to*
298 *patient management*. Cardiovasc Res, 2020. **116**(9): p. 1539-1541.
- 299 3. Ingles, J., et al., *Genetic Testing in Inherited Heart Diseases*. Heart Lung Circ, 2020. **29**(4): p. 505-
300 511.
- 301 4. Stafford, F., et al., *The role of genetic testing in diagnosis and care of inherited cardiac conditions in a*
302 *specialised multidisciplinary clinic*. Genome Med, 2022. **14**(1): p. 145.
- 303 5. Spoonamore, K.G. and S.M. Ware, *Genetic testing and genetic counseling in patients with sudden death*
304 *risk due to heritable arrhythmias*. Heart Rhythm, 2016. **13**(3): p. 789-97.
- 305 6. Futema, M., et al., *Genetic testing for familial hypercholesterolemia-past, present, and future*. J Lipid Res,
306 2021. **62**: p. 100139.
- 307 7. Knight, L.M., et al., *Genetic testing and cascade screening in pediatric long QT syndrome and hypertrophic*
308 *cardiomyopathy*. Heart Rhythm, 2020. **17**(1): p. 106-112.
- 309 8. Specterman, M.J. and E.R. Behr, *Cardiogenetics: the role of genetic testing for inherited arrhythmia*
310 *syndromes and sudden death*. Heart, 2023. **109**(6): p. 434-441.
- 311 9. Lioncino, M., et al., *Hypertrophic Cardiomyopathy in RASopathies: Diagnosis, Clinical Characteristics,*
312 *Prognostic Implications, and Management*. Heart Fail Clin, 2022. **18**(1): p. 19-29.
- 313 10. Harris, S.L. and M.E. Lindsay, *Role of Clinical Genetic Testing in the Management of Aortopathies*.
314 Curr Cardiol Rep, 2021. **23**(2): p. 10.
- 315 11. Kaufman, E.S., et al., *Management of Congenital Long-QT Syndrome: Commentary From the Experts*.
316 Circ Arrhythm Electrophysiol, 2021. **14**(7): p. e009726.
- 317 12. Brodie, O.T., Y. Michowitz, and B. Belhassen, *Pharmacological Therapy in Brugada Syndrome*.
318 Arrhythm Electrophysiol Rev, 2018. **7**(2): p. 135-142.
- 319 13. Black, R.M., et al., *Projected impact of pharmacogenomic testing on medications beyond antiplatelet*
320 *therapy in percutaneous coronary intervention patients*. Pharmacogenomics, 2020. **21**(7): p. 431-441.
- 321 14. Ingles, J., et al., *Guidelines for genetic testing of inherited cardiac disorders*. Heart Lung Circ, 2011.
322 **20**(11): p. 681-7.

PI: Sierra Pond
IRB Exemption: 00164238

- 323 15. Ackerman, M.J., et al., *HRS/EHRA expert consensus statement on the state of genetic testing for the*
324 *channelopathies and cardiomyopathies this document was developed as a partnership between the Heart*
325 *Rhythm Society (HRS) and the European Heart Rhythm Association (EHRA)*. *Heart Rhythm*, 2011.
326 **8**(8): p. 1308-39.
- 327 16. Wilde, A.A.M., et al., *European Heart Rhythm Association (EHRA)/Heart Rhythm Society*
328 *(HRS)/Asia Pacific Heart Rhythm Society (APHRS)/Latin American Heart Rhythm Society*
329 *(LAHRS) Expert Consensus Statement on the state of genetic testing for cardiac diseases*. *Europace*,
330 2022. **24**(8): p. 1307-1367.
- 331 17. Lui, D.T.W., A.C.H. Lee, and K.C.B. Tan, *Management of Familial Hypercholesterolemia: Current*
332 *Status and Future Perspectives*. *J Endocr Soc*, 2021. **5**(1): p. bvaa122.
- 333 18. Baumgartner, H., et al., *2020 ESC Guidelines for the management of adult congenital heart disease*.
334 *Eur Heart J*, 2021. **42**(6): p. 563-645.
- 335 19. Writing Committee, M., et al., *2020 AHA/ACC guideline for the diagnosis and treatment of patients*
336 *with hypertrophic cardiomyopathy: A report of the American College of Cardiology/American Heart*
337 *Association Joint Committee on Clinical Practice Guidelines*. *J Thorac Cardiovasc Surg*, 2021. **162**(1):
338 p. e23-e106.
- 339 20. Wilde, A.A.M., et al., *European Heart Rhythm Association (EHRA)/Heart Rhythm Society*
340 *(HRS)/Asia Pacific Heart Rhythm Society (APHRS)/Latin American Heart Rhythm Society*
341 *(LAHRS) Expert Consensus Statement on the State of Genetic Testing for Cardiac Diseases*. *Heart*
342 *Rhythm*, 2022. **19**(7): p. e1-e60.
- 343 21. Towbin, J.A., et al., *2019 HRS expert consensus statement on evaluation, risk stratification, and*
344 *management of arrhythmogenic cardiomyopathy*. *Heart Rhythm*, 2019. **16**(11): p. e301-e372.
- 345 22. Murdock, D.R., et al., *Genetic testing in ambulatory cardiology clinics reveals high rate of findings with*
346 *clinical management implications*. *Genetics in Medicine*, 2021. **23**(12): p. 2404-2414.
- 347 23. Cohen, J.K., *Most Patients With Inherited Heart Conditions Not Getting Guideline-Backed Genetic*
348 *Testing*. *Precision Medicine Online*, 2023.
- 349 24. Sturm, A.C., et al., *Clinical Genetic Testing for Familial Hypercholesterolemia: JACC Scientific Expert*
350 *Panel*. *J Am Coll Cardiol*, 2018. **72**(6): p. 662-680.
- 351 25. Longoni, M., et al., *Real-world utilization of guideline-directed genetic testing in inherited cardiovascular*
352 *diseases*. *Front Cardiovasc Med*, 2023. **10**: p. 1272433.
- 353 26. Dusic, E.J., et al., *Barriers, interventions, and recommendations: Improving the genetic testing landscape*.
354 *Front Digit Health*, 2022. **4**: p. 961128.
- 355 27. Smith, H.S., et al., *Patient and Clinician Perceptions of Precision Cardiology Care: Findings From the*
356 *HeartCare Study*. *Circ Genom Precis Med*, 2022. **15**(6): p. e003605.
- 357 28. Lopez Santibanez Jacome, L., et al., *Practitioners' Confidence and Desires for Education in*
358 *Cardiovascular and Sudden Cardiac Death Genetics*. *J Am Heart Assoc*, 2022. **11**(7): p. e023763.
- 359 29. Aatre, R.D. and S.M. Day, *Psychological issues in genetic testing for inherited cardiovascular diseases*. *Circ*
360 *Cardiovasc Genet*, 2011. **4**(1): p. 81-90.
- 361 30. Harris, P.A., et al., *Research electronic data capture (REDCap)--a metadata-driven methodology and*
362 *workflow process for providing translational research informatics support*. *J Biomed Inform*, 2009.
363 **42**(2): p. 377-81.
- 364 31. Harris, P.A., et al., *The REDCap consortium: Building an international community of software platform*
365 *partners*. *J Biomed Inform*, 2019. **95**: p. 103208.
- 366 32. Spoonamore, K.G. and N.M. Johnson, *Who Pays? Coverage Challenges for Cardiovascular Genetic*
367 *Testing in U.S. Patients*. *Front Cardiovasc Med*, 2016. **3**: p. 14.
- 368
369

PI: Sierra Pond

IRB Exemption: 00164238

370 **ACKNOWLEDGEMENTS**

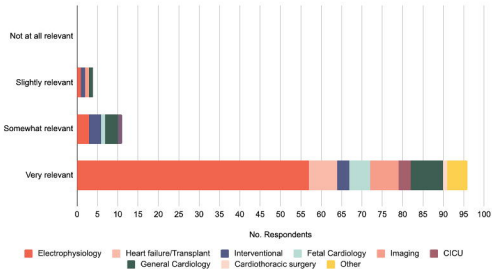
371 This manuscript is based on a research project conducted by Sierra Pond to fulfill the requirements
372 of the University of Utah Master's Degree in Genetic Counseling. This project was made possible
373 by integral support from the Sudden Arrhythmia Death Syndromes (SADS) Foundation.

374

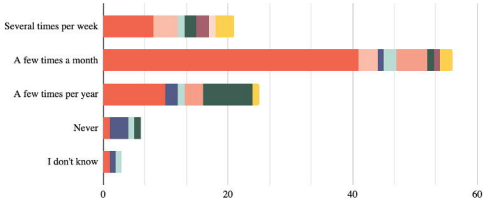
375 **FUNDING**

376 This project was funded by the University of Utah Graduate Program in Genetic Counseling.

How relevant is genetic testing in your care of patients?



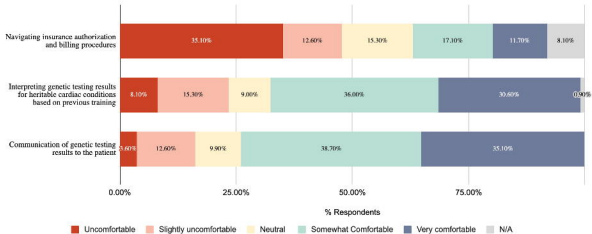
How often do you order genetic testing for your patients?



No. Respondents



Provider Reported Comfort Level with Activities Related to Genetic Testing



Characteristics	Number of Respondents, N
Time in Practice	
Still in training	9
5 Years	8
5-10 Years	16
10-15 Years	20
>15 Years	58
Work Setting	
Private Group Practice	7
Private Solo Practice	0
University Medical Center	87
Private Hospital/Medical Facility	9
Public Hospital/Medical Facility	7
Diagnostic Laboratory/Testing Laboratory	0
Post Mortem	0
Other	1
Geographic Region of Work	
Urban	92
Suburban	18
Rural	1
Provider Reported Specialty	
Electrophysiology	61
Heart Failure/Transplant	7
Interventional	7
Fetal Cardiology	6
Imaging	8
Pulmonary Hypertension	0
Dyslipidemia	0
CICU	3
General Cardiology	12
Cardiothoracic Surgery	1
Other, Not Listed	6
Age Range of Patients Seen	
Pediatrics	36
Adult	25
Both Pediatric and Adult	48
Prenatal	2

medRxiv preprint doi: <https://doi.org/10.1101/2024.05.15.24307347>; this version posted May 15, 2024. The copyright holder for this preprint (which was not certified by peer review) is the author/funder, who has granted medRxiv a license to display the preprint in perpetuity. It is made available under a [CC-BY 4.0 International license](https://creativecommons.org/licenses/by/4.0/).

Statement	P ^a
Provider specialty significant trends	
How often do you order genetic testing for your patients?	<0.001
Do you know where your practice sends genetic test samples for analysis?	<0.001
Comfort with interpreting genetic testing results for heritable cardiac conditions based on your previous training.	<0.001
Comfort with communication of genetic testing results to the patient.	<0.001
Provider work setting significant trends	
How often do you order genetic testing for your patients?	<0.001
Genetic testing is valuable for screening at-risk family members.	<0.001
Genetic testing for cardiac patients is valuable for medication and device management.	<0.001
My practice has a genetics professional on staff with whom my patients can meet.	<0.001