

Life-long music and dance relationships inform impressions of music- and dance-based movement therapies in individuals with and without mild cognitive impairment

Meghan E. **Kazanski**, PhD^{a,*†}, Sahrudh **Dharanendra**^{b,†}, Michael C. **Rosenberg**, PhD^c, Danyang **Chen**^d, Emma Rose **Brown**^e, Laura **Emmery**, PhD^f, J. Lucas **McKay**, PhD^{g-h}, Trisha M. **Kesar**, PT, PhDⁱ, Madeleine E. **Hackney**, PhD^{a,j-k}

^aDepartment of Medicine, Division of Geriatrics & Gerontology, Emory University School of Medicine, Atlanta, GA, USA

^bDepartment of Medicine, Emory University School of Medicine, Atlanta, GA, USA

^cDepartment of Biomedical Engineering, Emory University & Georgia Institute of Technology, Atlanta, GA, USA

^dRollins School of Public Health, Emory University, Atlanta, GA, USA

^eCollege of Arts and Sciences, Emory University, Atlanta, GA, USA

^fDepartment of Music, Emory University College of Arts and Sciences, Atlanta, GA, USA

^gDepartment of Biomedical Informatics, Emory University School of Medicine, Atlanta, GA, USA

^hDepartment of Neurology, Emory University School of Medicine, Atlanta, Georgia, USA

ⁱDepartment of Rehabilitation Medicine, Emory University School of Medicine, Atlanta, GA, USA

^jAtlanta VA Center for Visual & Neurocognitive Rehabilitation, Atlanta, GA, USA

^kBirmingham/Atlanta VA Geriatric Research Education and Clinical Center, Atlanta, GA, USA

*Correspondence: Meghan E. Kazanski

m.e.kazanski@emory.edu

Wesley Woods Health Center, #544

1841 Clifton Rd NE, Atlanta, GA, 30307

†Both authors contributed equally to the composition of this manuscript as co-first authors

Running title: *Music and dance relationships and impressions*

Submitted on 16-April-2024 to: *Journal of Alzheimer's Disease*

MiniForum on Creative Movement

1 **ABSTRACT**

2 **Background:** No effective therapies exist to prevent degeneration from Mild Cognitive Impairment (MCI)
3 to Alzheimer's disease. Therapies integrating music and/or dance are promising as effective, non-
4 pharmacological options to mitigate cognitive decline.

5 **Objective:** To deepen our understanding of individuals' relationships (i.e., histories, experiences and
6 attitudes) with music and dance that are not often incorporated into music- and dance-based therapeutic
7 design, yet may affect therapeutic outcomes.

8 **Methods:** Eleven older adults with MCI and five of their care partners/ spouses participated (4M/12F;
9 Black: n=4, White: n=10, Hispanic/ Latino: n=2; Age: 71.4±9.6). We conducted focus groups and
10 administered questionnaires that captured aspects of participants' music and dance relationships. We
11 extracted emergent themes from four major topics, including: (1) experience and history, (2) enjoyment
12 and preferences, (3) confidence and barriers, and (4) impressions of music and dance as therapeutic tools.

13 **Results:** Thematic analysis revealed participants' positive impressions of music and dance as potential
14 therapeutic tools, citing perceived neuropsychological, emotional, and physical benefits. Participants
15 viewed music and dance as integral to their lives, histories, and identities within a culture, family, and/ or
16 community. Participants also identified lifelong engagement barriers that, in conjunction with negative
17 feedback, instilled persistent low self-efficacy regarding dancing and active music engagement.
18 Questionnaires verified individuals' moderately-strong music and dance relationships, strongest in passive
19 forms of music engagement (e.g., listening).

20 **Conclusions:** Our findings support that individuals' music and dance relationships and the associated
21 perceptions toward music and dance therapy may be valuable considerations in enhancing therapy efficacy,
22 participant engagement and satisfaction for individuals with MCI.

23 **Keywords:** Alzheimer's disease; mild cognitive impairment; rehabilitation; motor cognition; music
24 therapy; dance therapy

25 INTRODUCTION

26 Individuals with Mild Cognitive Impairment (MCI) present measured declines in cognitive function
27 beyond those expected due to aging that introduce subtle functional deficits without precluding
28 independence during activities of daily living [1, 2]. While no effective therapies currently exist to prevent
29 MCI from progressing to Alzheimer’s Disease (AD) [3], movement therapies integrating music and dance
30 offer an effective, non-pharmacological option to offset cognitive decline [4, 5]. Such therapies are
31 especially promising, as they couple physical activity with high cognitive engagement to mitigate the
32 declines in *motor-cognitive integration* that manifest as impaired daily functioning [6-10]. However,
33 stronger methodological rigor is needed to effectively implement these therapies for every individual, thus
34 likely requires additional therapeutic parameters [11]. To improve the systematic design of such music- and
35 dance-driven therapeutics, we must first deepen our understanding of individual-specific factors that likely
36 impact therapeutic outcomes that are not often overtly incorporated as parameters in therapeutic designs,
37 yet may affect treatment outcomes. These factors include individuals’ lifelong interactions with music and
38 dance activities, accultured preferences and attitudes, perceived confidence and barriers, and perceptions
39 of music and dance as therapeutic tools for physical and cognitive health.

40 Clinical interest in adapting existing music and dance practices for use as rehabilitation tools is
41 bolstered by neurophysiological evidence documenting their motor-cognitive benefits [12-16]. Music is of
42 clinical interest for its accessibility and versatility, spectra of engagement that ranges from active (e.g.,
43 composition, singing, playing an instrument) to passive (e.g., listening) [17], and its diverse positive
44 benefits that include mood enhancement and reduced depression [18], enhanced episodic memory [19],
45 improved verbal fluency and encoding [20], and elevated general cognitive function [21]. Dance offers
46 cognitive stimulation coupled with motor complexity in the form of challenging, novel, and diverse multi-
47 step movement sequences [22], with demonstrated benefits including increased neuroplasticity [23] and
48 improved motor and cognitive outcomes critical for functional daily activities (e.g., balance, mobility,
49 global cognition, and episodic memory) [24-31]. As dance intrinsically fosters enjoyment through social

50 and creative expression [32], individuals with MCI engaging in dance-based therapies report alleviated
51 anxiety [33] and depressive symptoms [32], as well as improved emotional wellbeing [34], evaluations of
52 daily living [26] and quality of life [35].

53 Therapeutic convention is to adapt music- and dance-driven interventions to accommodate individuals'
54 or group's abilities or levels of disease progression. In music-focused activities, including both active and
55 passive modalities, therapeutic accommodations include musical instrument selection [36], adjusted
56 musical complexity (e.g., rhythm, repetitiveness) [37], sensory considerations (e.g., volume, tempo, timbre)
57 [38], and extent of physical movement incorporation [39]. Therapies incorporating music and dance often
58 prescribe participants' practice of precise, rhythmic movements based on an existing, codified dance form
59 to conventional musical selections accompanying that form [31]. Curricula are extracted and modified from
60 a broad variety of dance traditions including individual (e.g., aerobic, contemporary, folk) and partnered
61 dance styles (e.g., Latin, Ballroom, Tango) [26, 29, 33, 40-47]. Therapeutic accommodations include
62 incorporated safety measures, reduced intensity, modulated extent of motor-cognitive challenge (e.g.,
63 coordinative demands, movement complexity), and simplified meter and reduced tempo of musical
64 selections [26, 40, 47-49]. Although options for adjusting therapeutic parameters to the individual or group
65 are many, selecting the best accommodations remains a subjective process.

66 While studies reporting benefits afforded by dance- and music therapies may specify systematic
67 prescription of adapted dance steps and broad accompanying musical selections parameters [25, 27, 50],
68 studies rarely parameterize therapeutic administration to participants' music and dance experiences and
69 preferences [35, 49, 51]. For instance, music selections accompanying dance therapies are persistently
70 underspecified: either selected at random from an instructor's music library [35], only generally specified
71 by type (e.g., "popular", "relaxing") [29, 33] or genre [47], specified in meter [26] or beats-per-minute,
72 only [29], or reported with no information regarding accompanying musical selections, whatsoever [25, 27,
73 50]. While music and dance-driven therapies have shown promising neurological, motor-cognitive,

74 psychosocial and behavioral benefits for individuals with MCI, this is despite an apparent lack of systematic
75 tuning of therapeutic parameters to the music and dance-related preferences and experiences of participants.

76 Personal preferences in music genre or dance style may influence therapeutic responses to music-
77 and dance-based interventions through emotional engagement, long-term memory cueing, and racial/ ethnic
78 differences in active engagement, and perceived capability. Music is deeply personal, being inextricably
79 connected to individuals' significant life events and places and stimulating physiological arousal, a sense
80 of physical enjoyment and ability to communicate, and self-reflection when listening [52, 53]. This
81 influence manifests in some music therapy contexts where music is actually selected in accordance with
82 individual preferences and familiarity, serving to enhance emotional engagement and elevate dissociation
83 to reduce pain [54, 55], promote neural activation patterns beneficial for emotional regulation [56], and
84 alleviate agitation and depression in individuals with dementia [57, 58]. This phenomenon is in in
85 accordance with Gerdner's theory of individualized music intervention for agitation (IMIA: i.e., that
86 personalized music reduces agitation events in individuals with AD better than classical, non-personalized
87 music) [59]. By contrast, activation patterns undesirable for emotional regulation arise when introducing
88 complexity, dissonance, and unexpected events in musical selections [56]. Further, musical passages
89 relevant to the individual have the potential to cue long-term memory of movement sequences (e.g., dance
90 steps from youth) [60]. Preferences for dancing or other forms of active music engagement has been
91 evidenced as race/ ethnicity specific [61, 62]. More broadly, familiarity and perceived capability —
92 informed by the extent of an individual's prior music or dance engagement — affect participants'
93 engagement with specific music and dance forms as therapy [63]. Thus, therapeutic parameterization of
94 preferences and familiarity in music and dance forms must be critically considered as that which is
95 meaningful and connected to the history of the individual.

96 Through cultural and lived experiences, individuals develop diverse perceptions, attitudes, histories,
97 and preferences towards music and dance that constitute their "relationship" with these art forms. Features
98 of these relationships may indeed be crucial considerations that may be incorporated to elevate therapeutic

99 efficacy and engagement. Prior experiences with music and dance predict participant initial and continued
100 engagement in art and music-based therapies in people with mental health disorders [63, 64]. Similarly,
101 individuals with Parkinson’s disease who self-identified as dancers directly attributed their prior dance
102 experiences toward a deep sense of meaning felt when attending dance therapy classes [65]. Thus,
103 understanding individuals’ prior experiences and perceptions toward music and dance may be valuable in
104 promoting therapeutic retention and engagement.

105 Outcomes of music- and dance-based therapeutics may be influenced by a participant’s
106 “expectancy,” or personal belief that the therapy will elicit its intended benefits. Mechanisms supporting
107 long-term engagement in dance-based programs in older adults with various health conditions included
108 positive impressions of the therapeutic benefits, and expectancy that the dance delivers a good feeling about
109 oneself, camaraderie and connection with others [66, 67]. Participants report perceived benefits following
110 dance intervention participation including the opportunity to learn new skills, rediscover aspects of their
111 younger selves, and connect with peers [68]. Although, it is unclear whether participants expected these
112 benefits prior to study completion. Participants have also asserted that their self-efficacy in the ability to
113 control their health through dance interventions have contributed to their engagement and adherence [69],
114 with perceived benefits including freedom and increased self-expression [70]. This mood enhancing effect
115 may be further augmented in a group setting [66, 67, 71]. Participants further report perceived benefits
116 following dance interventions including opportunity to learn new skills, rediscover aspects of their younger
117 selves, and connection with peers [68], although it is unclear whether participants expected these benefits
118 prior to study completion. Participants who took part in each of dance or music programs asserted that their
119 belief in the ability to control their health through the dance program played a big role in their adherence
120 to and participation in the dance program [69] and that freedom and choice were large parts of their derived
121 benefit from the exercise [70]. This mood enhancing effect may be further augmented in a group setting
122 [71].

123 In this study, our objective was to characterize the individual-specific music and dance

124 “relationships” (i.e., their histories, experiences, and attitudes towards music and dance) and the
125 accompanying perceptions regarding music and dance as therapeutic tools for individuals with MCI. We
126 conducted focus groups comprised of older adults with MCI and their care partners and spouses, in which
127 we probed four major topics conveying lifelong relationships with an impressions of music and dance: (1)
128 experience and history, (2) enjoyment & preferences, (3) confidence and barriers, and (4) impressions of
129 music and dance as therapeutic tools. We extracted emergent themes within each of these topics.
130 Accompanying subjective questionnaires evaluated similar features of participants’ music and dance
131 relationships at the individual-specific level.

132 We expected that participants would share meaningful and formative experiences in various forms
133 of music and dance through their lifetimes, and that they would connect these experiences to their diverse
134 preferences in genre, style, and circumstances of music and dance exposure. We also expected that
135 participants would report insightful barriers to engagement including circumstances (e.g., finances, health
136 status, lifestyle) and social pressure and feedback (e.g., from instructors, family, peers). We further expected
137 that participants would express enthusiasm about the potential efficacy of music- and dance-based
138 therapies, particularly for cognitive benefit. Insights gained here will highlight the richness and depth of
139 the music- and dance-related experiences, attitudes and preferences of individuals with MCI. These themes
140 may identify music or dance-salient parameters that should be considered in the curated design of
141 maximally efficacious, engaging, and enjoyable music- and dance-based therapies.

142 **METHODS**

143 The Institutional Review Board at Emory University (STUDY#:00003507) approved this study.
144 All participants provided written, informed consent prior to study participation.

145 *Focus Group Participants*

146 Sixteen older adults participated. Eleven participants were screened and confirmed for amnesic
147 MCI status, as defined by the Alzheimer’s Disease Neuroimaging Initiative criteria [72]. The remaining

148 five adults were spouses or non-spouse care partners (e.g., relatives). Participants self-identified as 4 male/
 149 12 female and were racially diverse (Table 1).

150 Participants were required to have at least six years of education, English language proficiency,
 151 and no recent hospitalizations, medications, or medical or physical conditions that would preclude
 152 participation or affect cognition (e.g., major depressive disorders).

153 All participants completed questionnaires that surveyed demographic information, health history,
 154 and health status (Table 1).

Table 1: Focus group demographics, N=16 participants.

	<i>N (%) Mean (SD)</i>
Age (y)	71.4 (9.6)
Sex	
Male	4
Female	12
Cognitive Status	
MCI	11
Care Partners/ Spouses	5
Education (y)	15.8 (2.5)
Race	
Black/African-American	4
White/Caucasian	10
Not reported	2
No. of conditions	3.4 (1.4)
No. of medications	3.9 (3.0)
Hospitalizations in the past 3 years	
Yes	5
No	11
No. of falls in the previous year	0.4 (0.8)
Fear of falling (scale of 1-7, 7 indicates high fear of falling)	2.3 (1.8)
Quality of Life (scale of 1-7, 7 indicates high quality of life)	6.4 (0.8)
Marital Status	
Married/Partner	14
Separated/Divorced	2

155

156 *Music and Dance Relationship Questionnaires*

157 We developed a Music Relationship Questionnaire (MRQ) to quantify each individual’s
158 “relationship” (e.g., their history, experiences, perceptions, and attitudes) to music (Table 2, left). The
159 questionnaire included ten items on a 7-category Likert scale to probe histories, daily experiences and
160 engagement with passive and active forms of music. Two open-ended and one multiple selection items
161 further probed music engagement history and accultured preferences, respectively.

162 Similarly, we developed a Dance Relationship Questionnaire (DRQ) to quantify each individual’s
163 “relationship” to dance (Table 2, right). The questionnaire was designed analogously to the MRQ, including
164 ten Likert scale items probing histories, daily experiences and engagement with dance, as well as two open-
165 ended and one multiple selection items probing dance engagement history and accultured preferences,
166 respectively.

167 All participants completed the MRQ and DRQ prior to focus group participation. We quantified
168 each participant’s “strength” of their music and dance relationships (1–7 scale) using composite scores,
169 computed as the average of the ten Likert scale items of the MRQ and DRQ, respectively. Higher composite
170 scores reflect stronger relationships.

171

172

173 **Table 2:** Music Relationship Questionnaire (MRQ) and Dance Relationship Questionnaire (DRQ) items.

Item	MRQ	DRQ	Scoring Scale**
1	Music is important in my life.	Dance is important in my life.	Strongly disagree = 1 Strongly agree = 7
2	I listen to music in my typical day.	I dance in my typical day.*	Strongly disagree = 1 Strongly agree = 7
3	I focus on what I am hearing while listening to music.	While listening to music, I often physically respond (ex: tapping, moving, clapping, nodding, snapping).	Strongly disagree = 1 Strongly agree = 7
4	I focus on other things while music is playing.	I do not often move while music is playing.	Strongly agree = 1 Strongly disagree = 7
5	I actively choose the music I listen to.	I actively choose to move when music is playing.	Strongly disagree = 1 Strongly agree = 7
6	I usually listen to whatever music happens to be playing.	I usually dance to whatever music happens to be playing.	Strongly disagree = 1 Strongly agree = 7
7	I play an instrument/sing.	I dance regularly.	Strongly disagree = 1 Strongly agree = 7
8	I have played an instrument/sung for most of my life.	I have danced for most of my life.	Strongly disagree = 1 Strongly agree = 7
9	I played an instrument/sang only as a child.	I danced only as a child.	Strongly disagree = 1 Strongly agree = 7
10	In a typical day, I play an instrument/sing.	In a typical day, I dance.*	Strongly disagree = 1 Strongly agree = 7
11	Do you create your own music (compose, improvise, DJ, etc.)? If so, tell us what you do?	Do you create your own dances (choreograph, improvise, teach, perform, etc.)? If so, tell us what you do?	N/A
12	What kind(s) of music do you listen to? <input type="checkbox"/> Classical <input type="checkbox"/> Jazz <input type="checkbox"/> Rock <input type="checkbox"/> Heavy metal <input type="checkbox"/> Pop <input type="checkbox"/> Country <input type="checkbox"/> Hip-hop <input type="checkbox"/> Folk <input type="checkbox"/> Rap <input type="checkbox"/> Blues <input type="checkbox"/> R&B <input type="checkbox"/> Electronic <input type="checkbox"/> Christian/ Gospel <input type="checkbox"/> Other	What kind(s) of dance do you mostly do, if any? <input type="checkbox"/> Ballet <input type="checkbox"/> Tap <input type="checkbox"/> Ballroom <input type="checkbox"/> Folk <input type="checkbox"/> Contemporary <input type="checkbox"/> Irish <input type="checkbox"/> Hip-hop <input type="checkbox"/> Modern <input type="checkbox"/> Jazz <input type="checkbox"/> Swing <input type="checkbox"/> Other	N/A
13	Please describe an important musical experience and/or distinct memory connected to music and explain why.	Please describe an important dance experience and why it was important to you.	N/A

174 *Two DRQ items that were worded similarly and therefore were averaged before computing the composite
175 DRQ score.

176 **MRQ and DRQ scales were identical. Note that the Scoring Scale on Item 4 is reversed relative to all other
177 items.

178

179 *Procedures*

180 We conducted two focus group sessions between July–August 2022. Each participant was sorted into one
 181 of two sessions based on their individual availability. Following informed consent procedures and survey/
 182 questionnaire administration, each focus group session was ~90 minutes in duration.

183 Each participant was provided with a unique study ID (e.g., A1). Participants were referred to by
 184 their ID throughout the focus group session. Participants were identified with their ID throughout transcript
 185 analysis (Table 2).

186 The first focus group discussion included 6 participants, all provided with I.D.’s A##. The second
 187 focus group discussion included 10 participants, all provided with I.D.’s B##. Table 3 lists participant ID’s,
 188 stratified by demographics of race, biological sex, and MCI vs. Care Partner/ Spouse status.

189 One experienced focus group researcher moderated both focus group sessions. During the sessions,
 190 three study team members recorded field notes in real-time to capture any non-verbal interactions and
 191 noteworthy participant nonverbal behavior. Sessions were recorded and transcribed verbatim using
 192 Landmark (Landmark Associates, London, UK).

Table 3: Participant I.D.’s grouped by demographics of race, sex, and MCI vs. care partner/
 spouse status. I.D.’s beginning with A and B indicate participants of first and second focus group
 sessions, respectively.

	Female		Male	
	MCI	Care Partner/ Spouse	MCI	Care Partner/ Spouse
Black/African American	A8, B1, B12	-	B10	-
White/Caucasian	A7, A9, B3	A3, A4, B5, B7	B4, B6, B14	-
Not Reported	A5	B13	-	-

193

194 *Focus Group Guide*

195 Focus group discussion topics were initiated using a focus group guide that consisted of a pre-
 196 determined series of question prompts. These prompts were designed to probe participants’ perceptions and
 197 experiences in areas including their music and dance: (1) “Experience & History,” (2) “Enjoyment &

198 Preferences,” (3) “Confidence & Barriers to Engagement,” and (4) “Therapeutic Impressions” of music and
199 dance-based interventions. Table 4 details the focus group guide and all prompts. The moderator strictly
200 adhered to the prompted questions of the focus group guide throughout each session.

Table 4: Focus group guide with sample questions and prompts.

Key Topic:	Sub-topics:	Sample Probes:
Experience and History	Role of Music: <i>What role has music played in your life?</i>	<ul style="list-style-type: none"> • Music Genre Exposure: <i>To what sort of music have you listened to or been exposed?</i> • Musicianship/ Instruction: <i>Have you played musical instruments or sang? Were you formally instructed in music in any way?</i> • Music Experience: <i>can you tell us an interesting or impactful musical experience?</i>
	Role of Dance: <i>What role has moving to music, or specifically dance, played?</i>	<ul style="list-style-type: none"> • Dance Style Exposure: <i>What dance or moving-to-music activities have you done? What structured moving-to-music or dance activities were you involved in throughout your life, if any? In what sort of movement AND music activities (e.g., gymnastics, dance, marching band) have you engaged?</i> • Dance Experience: <i>Tell us an interesting dance experience.</i>
	Memories	<ul style="list-style-type: none"> • <i>How do you think music can bring back memories for you? Can you describe an experience with that.</i>
	Music Inspiration	<ul style="list-style-type: none"> • <i>When you hear the music do you feel motivated to move and do things?</i>
Enjoyment and Preferences	Music Preferences	<ul style="list-style-type: none"> • Music Genre Preference: <i>Tell me about some of your favorite types of music or songs.</i>
	Dance Preferences	<ul style="list-style-type: none"> • Dance Environment Preference: <i>What environments do you like for dancing or moving-to-music?</i> • Dance Style Preference: <i>What style of dance do you prefer?</i> • Dance Music Preference: <i>What kind of music do you listen to when you dance?</i>
Confidence and Barriers	Confidence Factors	<ul style="list-style-type: none"> • <i>How comfortable are you with getting up and dancing in different situations (e.g. a bar, a party a fitness class)?</i>
	Music & Dance Challenges	<ul style="list-style-type: none"> • <i>What, if anything, do you find challenging or intimidating about dancing or making music?</i>
	Feedback	<ul style="list-style-type: none"> • <i>What sort of feedback did you receive from teachers, instructors, peers, or children about your dancing or music?</i> • <i>Do you feel like the feedback that you have received from external sources has impacted your decision to continue to engage in music and dance?</i>
Therapeutic Impressions		<ul style="list-style-type: none"> • <i>How do you think music or moving to music could be used as a treatment for someone with memory impairments?</i>

201 *Prescribed Topic Breakdown*

202 All four major topics established in the focus group guide (Table 4) were discussed over 179
203 minutes of total discussion time. Figure 1 depicts the number of mentions for each prescribed major topic.
204 The relative pattern of mentions across these prescribed topics demonstrate that the discussion focus
205 generally reflected the number of questions administered in each prescribed topic, as outlined in Table 4.
206 Of 563 total mentions, most of the focus group discussion was dedicated to participants' music and dance
207 "Experience & History" (276 mentions), followed by their "Enjoyment & Preferences" (150 mentions) then
208 "Confidence & Barriers to Engagement" (94 mentions). A smaller proportion of the focus group was
209 dedicated to discussions of participants' "Therapeutic Impressions" of music and dance-based interventions
210 (47 mentions).

211 From each of the four prescribed topics, we extracted emergent major themes and nested sub-
212 themes from the focus group transcripts. Discussion themes and sub-themes were defined by frequency-
213 illustrative patterns, indicated by the number of times each theme and sub-theme occurred (i.e., mentions)
214 in the discussion data. Within each topic, emergent themes and sub-themes were specified as any which
215 exceeded a heuristically-prescribed 25 mention threshold, which accounted for at least 4% of the total
216 discussion mentions.

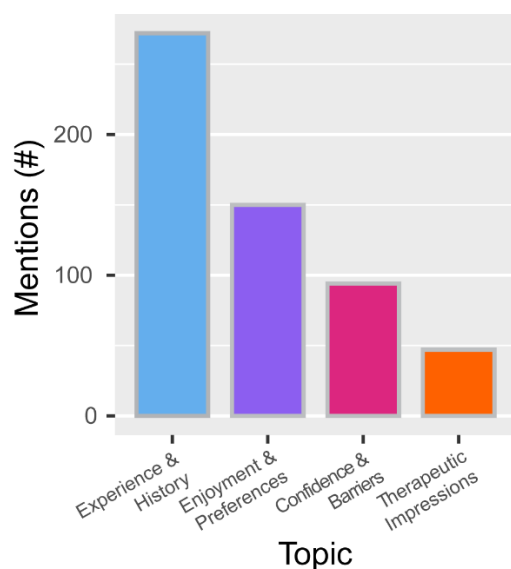


Figure 1: Overall distribution of mentions within each of 4 *a priori* defined topics of interest, as specified in the focus group prompt (Table 4). Frequency of mentions in each topic generally corresponds with the number of questions asked in that topic area. Thematic analysis was performed within each topic.

217 *Transcript Analysis*

218 Transcripts were analyzed in NVivo 12 software (Lumivero; Denver, CO). As in Lazris et al., [10], we
219 applied a combined deductive and inductive analysis approach to extract themes and sub-themes from both
220 focus group transcripts. We first organized the major topics pre-defined by the focus group guide (Table 4)
221 into a deductive codebook. Two lab members independently coded transcript data into either these
222 deductive nodes or into additional, inductively-defined nodes that captured emergent themes identified
223 during the coding process. Any discrepancies between the two independently coded transcripts were
224 reconciled by a third independent lab member not involved in the coding process. We quantified mentions
225 of all participant responses coded into the final structure that included inductive and deductive nodes, which
226 provided the basis for our final theme development. Themes and sub-theme mentions are visualized using
227 histograms.

228

229 RESULTS

230 *Participants*

231 All participants (N=16) contributed to one of two focus group discussions. Participant demographics are
232 summarized in Table 1. Eleven participants had an MCI diagnosis, while five were care partners or spouses
233 to these individuals. All participants were well educated (15.8 ± 2.5 years), rated their quality of life as high
234 (6.4 ± 0.8 out of 7 on the QoL-AD scale), and 14 of them were married. Participant I.D.'s are indicated in
235 Table 2, stratified by sex and MCI diagnosis or care partner/ spouse status.

236

237 *Music Relationship Questionnaire*

238 Figures 2 illustrates participant subjective responses to the MRQ indicating each individual's self-
239 reported music relationship and music genre preference. Participant responses to the 10 questions in a 7-
240 point Likert scale (Fig. 2A) indicate that most participants either somewhat agreed, agreed, or strongly
241 agreed that music is important to their lives (87.5% participants), part of their typical day (75%
242 participants), and something that they focus on when it is playing (75% participants). Further, most
243 participants somewhat agreed, agreed or strongly agreed that they both actively choose the music they listen
244 to (62.5% participants), but also listen to whatever music happens to be playing (75% participants). Most
245 participants somewhat disagreed, disagreed or strongly disagreed that they have a play an instrument or
246 sing (87.5% participants), have a history of doing so (75% participants), or do so in a typical day (75%
247 participants). Participants' composite scores across these 10 questions indicate they exhibited moderately
248 strong relationships to music, with composite scores averaging 4.1 ± 1.0 on a 1–7 scale, where 7 indicates
249 the strongest music relationship (Fig. 2B). Participants responses to the MRQ multiple selection item
250 indicate their accultured preferences for music genres primarily including Pop, Blues, Rock, and R&B (Fig.
251 2C).

252

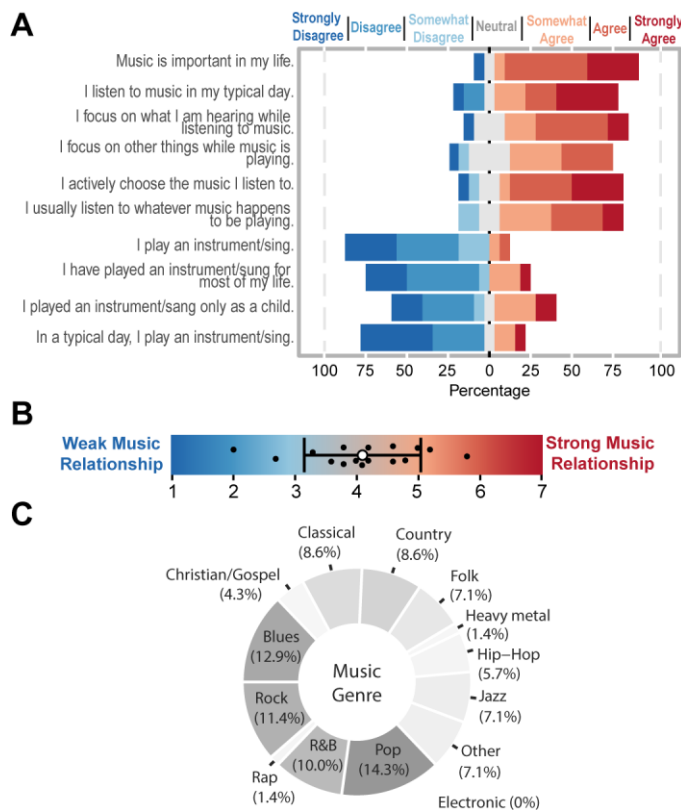


Figure 2: Participant responses to the Music Relationship Questionnaire (MRQ). (A): Divergence plots depicting group responses to each Likert Scale prompt on the MRQ, providing insight into their attitudes towards various aspects of music knowledge, including experience, proficiency, and usage in daily routine and task facilitation. Participants were generally in agreement that music was important to their lives and a part of their typical day, but tended to disagree with questions probing more active roles in music engagement (e.g., singing, instruments). (B): Bead-on-a-wire depicting individual (each black marker) composite scores across Likert Scale responses, representing the overall strength of their music relationships. White bead and black bars represent group mean and variance ($\pm 1SD$) in composite MRQ scores. Composite score statistics indicate that participants, on average, had moderate relationships with music. (C): Donut plot representing group responses to preferred music genres indicated a preference toward Pop, R&B, Rock, and Blues.

253

254 *Dance Relationship Questionnaire*

255 Figure 3 illustrates participant subjective responses to the DRQ indicating self-reported dance relationship

256 and dance style preference. Participant responses to the 10-questions in a 7-point Likert scale (Fig. 3A)

257 most notably indicate that most participants somewhat agreed, agreed or strongly agreed that dance is

258 important to their lives (75% participants), and that they typically physically respond with movement when

259 music is playing, e.g., clapping, tapping (100% participants). Participants either somewhat agreed, agreed,

260 or strongly agreed that they actively choose to engage with music with this movement (87.5% participants)

261 and will move to whatever music happens to be playing (75% participants). Participants either somewhat

262 disagreed, disagreed or strongly disagreed that they do *not* physically respond when music is playing

263 (62.5% participants) and that they danced only as a child (62.5% participants), although they do not dance

264 in their typical day (62.5% participants). Participants' composite scores across these 10 questions indicate

265 they exhibited moderately strong relationships to dance, with composite scores averaging 4.6 ± 0.8 on a 1–

266 7 scale, where 7 indicates the strongest dance relationship (Fig. 3B). Participants responses to the DRQ

267 multiple selection item indicate their accultured preferences for dance styles primarily including Other,
 268 Contemporary, Ballroom, and Swing (Fig. 3C).

269

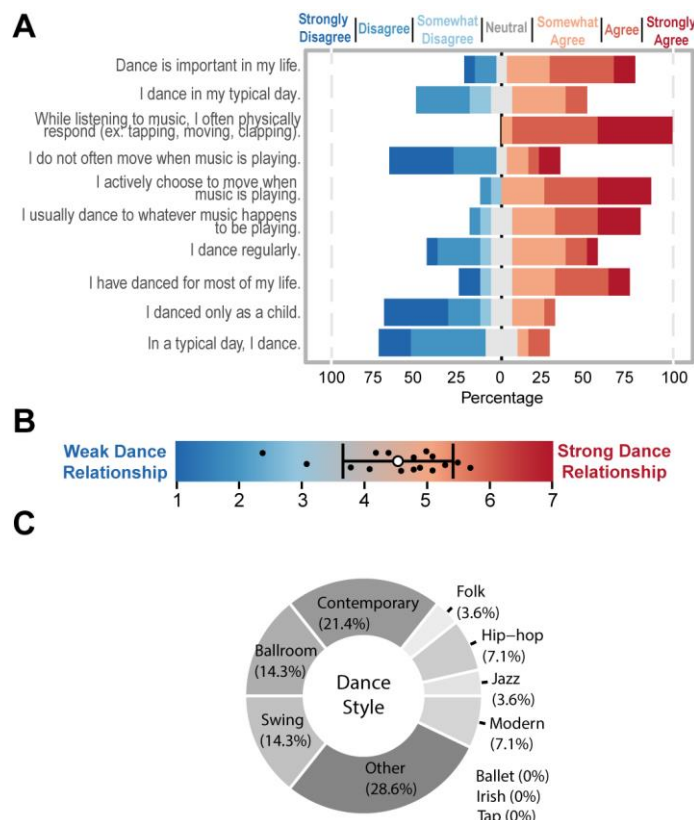


Figure 3: Participant responses to the Dance Relationship Questionnaire (DRQ). (A): Divergence plots depicting group responses to each Likert Scale prompt on the DRQ, providing insight into their attitudes towards various aspects of dance knowledge, including experience, proficiency, and usage in daily routine and task facilitation. Participants were generally in agreement that dance is important to their lives and that they often move to music that is playing, but tended to disagree that they only danced in childhood. (B): Bead-on-a-wire depicting individual (each black marker) composite scores across Likert Scale responses, representing the overall strength of their dance relationships. White bead and black bars represent group mean and variance ($\pm 1SD$) in composite DRQ scores, respectively. Composite score statistics indicate that participants, on average, had moderate relationships with dance. (C): Donut plot representing group responses to preferred dance styles indicated a preference toward Contemporary, Ballroom, Swing, and other styles.

270

271 **Topic 1: Experience & History**

272 The topic resulting in the most frequent mentions (272 of 563 total) probed individuals' experience and
 273 history of engaging in music- and dance-based activities, with the overall discussion breakdown represented
 274 in Figure 4A. Emergent themes included "Role of Music" (110 mentions) and "Role of Dance" (80
 275 mentions). Participants also discussed memories that music and dance evoked, and articulated examples of
 276 how music inspires them to complete daily tasks (e.g., cooking, cleaning, driving), although these were not
 277 identified as major themes within this topic.

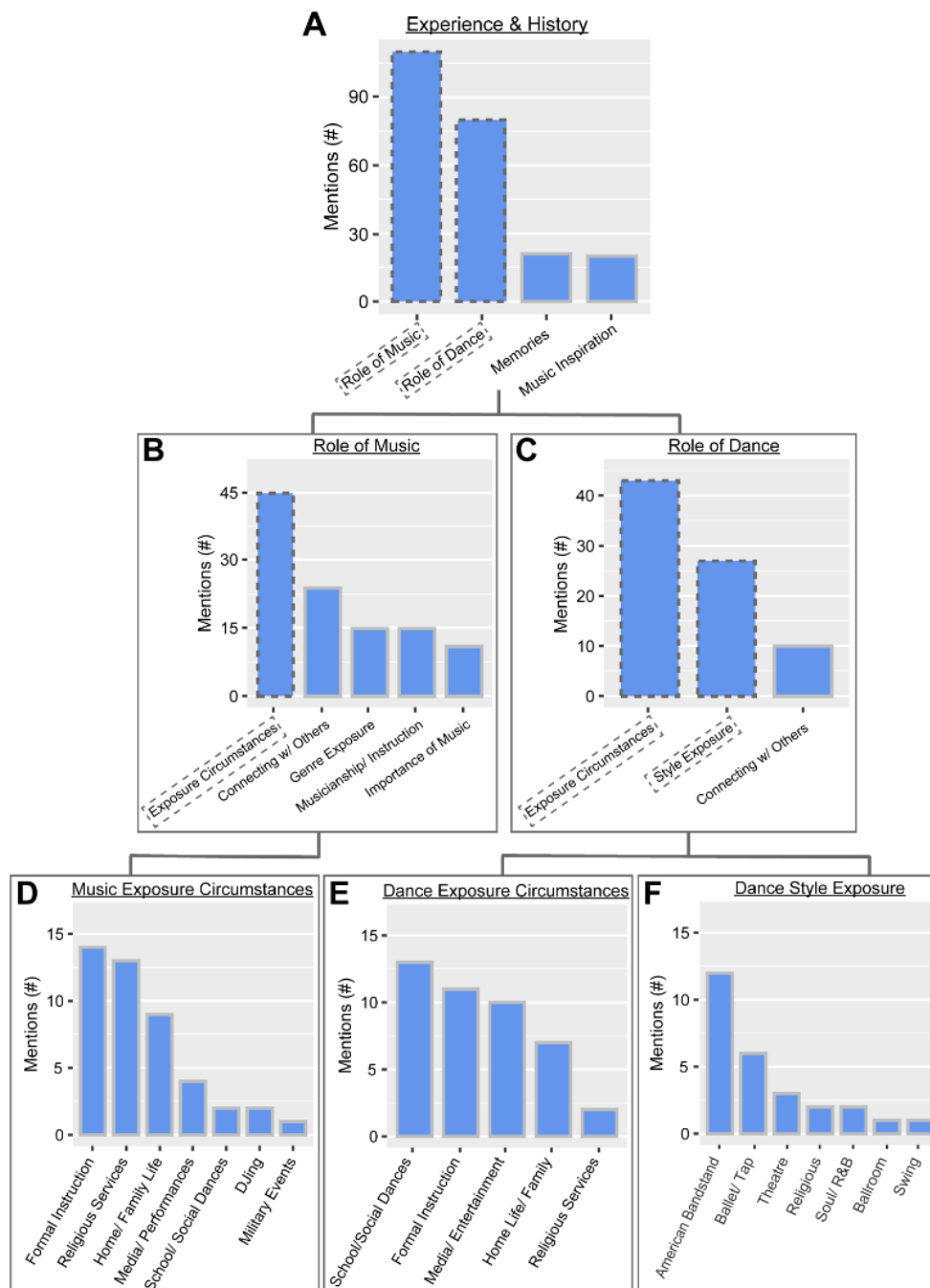


Figure 4: Distribution of mentions within prescribed Topic #1: “Experience & History” of music and dance. (A): Main themes pertaining to this topics included “Role of Music” and “Role of Dance,” but memories evoked, as ways that music inspires daily tasks were also recorded. (B): Distribution of mentioned within the “Role of Music” theme. One prominent sub-theme pertaining to this theme included “Exposure Circumstances,” while participants also mentioned how music connects them with others, specific genres to which they were exposed, musicianship and instrumentation experiences and the importance of music in their lives. (C): Distribution of mentioned within the “Role of Dance” theme. Prominent sub-theme pertaining to this theme included “Exposure Circumstances” and “Style Exposure,” while participants also mentioned how dance connects them with others. (D-F): Sub-themes were plotted to reflect distribution of mentions detailing participants’ experiences pertaining to their “Music Exposure Circumstances” (D), “Dance Exposure Circumstances” (E) and “Dance Style Exposure” (F).

279 *Theme 1-1: Role of Music*

280 The primary emergent theme in the topic of “Experience & History” included “Role of Music” (Fig. 4B) in
281 which participants offered specifics of the ways in which music has played a role in their lives. Given the
282 large number of mentions in the “Role of Music” emergent theme (110 of 262 mentions), we classified
283 “Music Exposure Circumstances” (45 mentions) as an emergent sub-theme for further elaboration.
284 Mentions in this sub-theme detailed circumstances surrounding participants’ earliest and/ or most impactful
285 exposures to music. Participants also discussed topics pertaining to how music has played roles in their
286 lives that did not emerge as sub-themes, including how music has connected them with others, their
287 experiences in musicianship and instruction, and expressions of the importance of music.

288 *Sub-theme 1-1: Music Exposure Circumstances*

289 Within the emergent sub-theme of “Music Exposure Circumstances” (Fig. 4D), participants most frequently
290 referenced formal instruction as their means to music exposure (14 mentions). One participant detailed their
291 brief bouts of music lessons from early childhood consisting of “two years on the piano, and one on the
292 clarinet,” alluding to a stunted participation and enjoyment because of the associated challenge and
293 detailing that these lessons “did not progress into success ’cause it was all work and no fun” (A3). Another
294 participant detailed the trajectory of their music exposure that conveyed their deep curiosity for music and
295 desire to engage that began from a young age, then largely ended with low self-perceived efficacy as an
296 adult. Speaking of music, this participant said:

297 *“It’s played an interesting role. When I was a little kid, I wanted to play the piano. I have no idea*
298 *why. The lady who lived next door to us was gonna teach me piano, and then she had a heart attack*
299 *the day before I was gonna start, so that ended that.*

300 *When I was in elementary school, I did—I sang in a choir. The older I got, I tried to do things that*
301 *would get me into music. I did the choir, and I—one of my best friends played in the church, the*
302 *organ, and I sat beside her and turned the pages. That got me a little closer to it. Then in high*

303 *school, did all the typical high school thing. We had dances probably once every three weekends,*
304 *and that was a great musical time for me.*

305 *Then when I was in college, I signed up for a piano class, learning—for people who had never*
306 *taken piano, which was me. I walked in, and there were pianos all set up. The teacher walked into*
307 *the room and sat down and said, "Hands on the keyboard. Ready? Play." All of the maybe 15 people*
308 *in the room started playing the music. I had no idea. That ended my instrument trials. [Laughter]*
309 *I gave up" (B5).*

310 Other participants referenced religious services (13 mentions), including singing as part of church choir or
311 congregation, as some of their earliest exposures to music. Throughout the “Music Exposure
312 Circumstances” sub-theme, including in the two prior quotes, participants jointly detailed their earliest
313 exposures to music with negative feedback experiences. As one participant recounts, “*I was in the*
314 *children's—in the boys' choir at Independent Presbyterian church in Birmingham. When I hit puberty or*
315 *shortly after hitting puberty, the choir director asked me just to mouth the words,” (B4) to which the focus*
316 *group moderator asked, “Was that the end of your formal training?” and the participant responded “Yes.*
317 *Though I do appreciate music” (B4). Another participant mentioned that they joined the church choir in*
318 *their youth after conveying their father’s misgivings about their participation in formal music instruction,*
319 *recalling, “My mom, who was determined for her five children to play the piano and sing...but my father*
320 *finally put his foot down and said, "Okay, that's it." My brothers and I didn't go any further with our*
321 *education ... I was in the church choir, but that was about it” (B3).*

322 Several participants noted a generational transmission of the roles of music in their earliest
323 exposures to music in the home, from family (9 mentions). As one participant recalls exposure to music
324 through family, “*My family, they are all musicians. They’re playing guitars; they’re singing; they write*
325 *music. You know? There was music at home all the time. Singing and dancing and everything,” then went*
326 *on to detail how music was integrated with household tasks in their childhood and now in their current day-*
327 *to-day, “If I am cooking, I’m dancing... You’re sweeping with the rhythm of the music and singing. That’s*

328 *the way we was brought up at home. Go to the river and do my laundry in the river; we didn't have no*
329 *washing machine... we're just singing our heart out while we was doing our laundry"* (A5). Another
330 participant recalled a similar ritual with music that has been transmitted across several generations, "*From*
331 *a little girl, my father, every Saturday, we would get up and clean, and he would play music while we*
332 *cleaned, so it was our ritual with that that I have passed over to my daughters"* (B13).

333 Participants also referenced circumstances including media, school and social dances, and military
334 events that offered impactful exposure to music. Specific media referenced frequently included American
335 Bandstand, with one participant citing, "*American Bandstand was my introduction to the popular music of*
336 *the day. It was how I knew what to buy my next 45 record, or what the title of my next 45 record was gonna*
337 *be 'cause I bought one probably once a month. I saved up enough money to buy a 45 record. That's how I*
338 *knew what to buy"* (A7).

339

340 *Theme 1-2: Role of Dance*

341 The secondary emergent theme in the topic of "Experience & History" included "Role of Dance" (Fig. 4C)
342 in which participants offered specifics of the ways in which dance has played a role in their lives. Given
343 the large number of mentions in the "Role of Dance" emergent theme (80 of 262 mentions), we classified
344 emergent sub-themes including "Dance Exposure Circumstances" (43 mentions) where participants
345 detailed the circumstances surrounding their earliest exposures to dance, and "Dance Style Exposure" (27
346 mentions), including participants' earliest practiced and/ or observed dance styles. Participants also
347 discussed how dance has connected them with others, although this was not identified as a sub-theme.

348 *Sub-theme 1-2a: Dance Exposure Circumstances*

349 Within the emergent sub-theme of "Dance Exposure Circumstances" (Fig. 4E), participants most frequently
350 referenced school and/ or social dances in their youths as their means to dance exposure (13 mentions).
351 Participants especially noted feelings of belonging and enjoyment associated with these experiences,

352 exemplified by one participant recalling, *“I started dancing, I think, when I was with other kids when I was*
353 *in sixth or seventh grade, eighth grade, and then that was just rock and roll. It was like a club, but anybody*
354 *could join. It was at a park or something. That was real fun, and I danced as long as I could”* (B6). Another
355 participant expressed similar notions, *“All through high school, we also, after—on Friday nights, after*
356 *whatever game it was, we always had to dance, and with live bands. There was this huge—and it really*
357 *fostered a lot of dancing. I’m not sure I was that good, but I sure had fun”* (B5).

358 Additionally, participants prominently referenced formal dance instruction (11 mentions) as their
359 means to dance exposure, but often also mentioned barriers associated with these early experiences. One
360 participant referenced financial and familial challenges that disrupted her ability to participate in dance
361 classes, *“My mother had me in ballet classes and everything. It didn’t last a whole bunch of time ’cause*
362 *she divorced and the money went. I continued with my daughter, with her dance classes and stuff”* (A9).
363 Another participant mentioned a lack of interest, *“I really wasn’t interested in modern dance anyway. I had*
364 *to take it—to fill in—plug in a course that I needed to have a class in it, and so I did it. I knew that I was*
365 *not gonna pursue that any further”* (B5).

366 Participants also referenced media and entertainment (10 mentions), especially American
367 Bandstand and Soul Train, in recounting their early dance exposure. For some participants, their concern
368 was with keeping up with their peers in the latest dance styles, as one participant explains, *“Oh, American*
369 *Bandstand used to come on 100 years ago. Then, of course, Soul Train took over. Do all my chores I got to*
370 *do, get everything done, ’cause I had to watch Soul Train to see who was on that. Then that’s when I learned*
371 *the new dances ’cause it’s, okay, what’s the new dance? ’Cause I’m going to the club tomorrow, so I need*
372 *to know how to do this dance, okay?”* (B12). Another participant mentioned American Bandstand as an
373 outlet to access belonging amongst peers, *“I went to, you know, the popular American Bandstand and*
374 *learned all of the dances and stuff...American Bandstand was the main place where I learned how to dance,*
375 *learned all of the dances, and was able to—what I thought at the time—function like everybody else”* (A9).
376 Other participants shared that American Bandstand *“did teach me a little bit about dancing”* (A8) and *“was*

377 *important, and I did learn a lot” (A4).*

378 Participant mentions of early dance circumstances included in their home life (10 mentions), often
379 while accompanying household chores, *“You’re mopping to the rhythm. You’re sweeping with the rhythm*
380 *of the music and singing. That’s the way we was brought up at home” (A5), or while bonding with family,*
381 *“I remember when we were growing up, how we would love—[mama] would put music on, and we would*
382 *all dance because she loved to dance, so we loved to dance and listen to music and everything” (B12). One*
383 participant recalled the foundational role of dance in their family life, recalling, *“Dancing played a big part*
384 *in my life. My mother and my uncle used to be dance partners in dance contests. We had a lot of house*
385 *parties when I was growing up, and everybody was dancing. Everybody, including my grandmother and*
386 *grandfather. They would do the swing. It was just amazing” (B1).*

387 *Sub-theme 1-2b: Dance Style Exposure*

388 Within the emergent sub-theme of “Dance Style Exposure” (Fig. 4F), participants most frequently
389 referenced popular dance styles introduced to them through American Bandstand (12 mentions).
390 Participants attributed their dance education and sense of belonging to this popular television program, as
391 represented by one participant stating, *“Well, it’s how I learned to dance. The up-and-coming dances. You*
392 *know? You’d grab a chair and you’d dance with it” (A8). Another participant elaborated that American*
393 Bandstand was not only dance education, but a respite, elaborating, *“You’re right there watching it, so you*
394 *can follow the steps much easier and learn ’em quicker. I don’t know. I guess it was my relief from the woes*
395 *and the goings-on around within the household” (A9). Participants also mentioned exposure to ballet and*
396 tap, theatre, and dance at religious services. Notably, one participant recalls of some of the benefits and
397 challenges that they encountered through exposure to clerical dancing in their church, detailing, *“I did learn*
398 *a lot... I stayed in it until I got to the point where I could no longer remember the new steps. Dancing at*
399 *church gave me some sense of having a better rhythmic movement. I’ve always enjoyed music. I love music.*
400 *I’m just not very coordinated with it” (A8). Other mentioned styles included Soul/ R&B, Ballroom, and*
401 Swing.

402 ***Topic 2: Enjoyment & Preferences***

403 The topic of “Enjoyment & Preferences” (150 of 563 total mentions) probed specific factors that contribute
404 to participants’ enjoyment of music and dance experiences, including genres/ styles, situations and
405 environments, as well as general sentiments conveying enjoyment, apathy or displeasure toward music and
406 dance experiences. The overall discussion breakdown is represented in Figure 5A. Emergent themes
407 included preferred “Music Genre” (52 mentions) and “Sentiments” (45 mentions). Participants also
408 discussed preferred environments and circumstances for engaging with music or dance, as well as preferred
409 dance styles, although these were not identified as major themes within this topic.

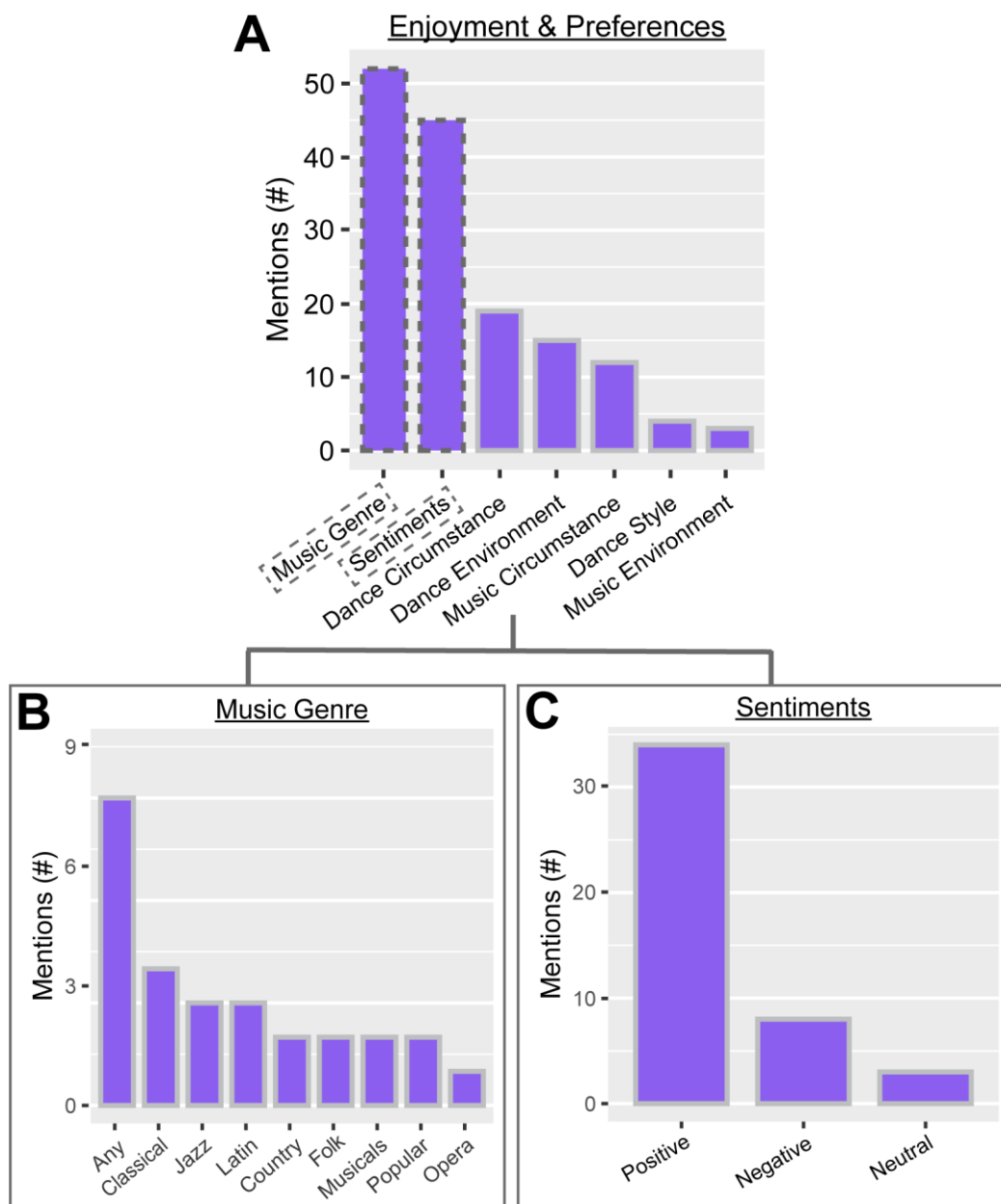


Figure 5: Distribution of mentions within prescribed Topic #2: “Enjoyment & Preferences” of music and dance. (A): Main themes pertaining to this topic including “Music Genre” and “Sentiments,” but specifics of preferred circumstances and environments in which to engage with music and dance, as well as preferred dance style were also discussed (B): “Music Genre” mentions reflect distribution of music genres preferred by participants, where several participants indicated no strong preference and reported Any genre. (C): “Sentiments” reflects mostly Positive, but some Negative, and few Neutral attitudes toward music and dance engagement.

410

411 *Theme 2-1: Music Genre Preference*

412 The primary emergent theme in the topic of “Enjoyment & Preferences” included “Music Genre” (Fig. 5B)

413 in which participants reported their music genre preference. Most responses indicated a general enjoyment

414 of “Any” (9 responses) variety of music, with indications of slight preferences. For example, one participant
415 stated “*I like all kinds of music. Everything. I loved to sing the music on the musical Fiddler on the Roof*”
416 (A5). Another participant added, “*Again, I like all kinds of music. Everything. Any kind of music that was*
417 *on at that time*” (A7), while referring to listening to the radio as a child. Responses across participants
418 indicated engagement with different genres of music based on social settings such as family gatherings or
419 religious groups.

420 Otherwise, participant preferences were varied across music genres including Classical, Jazz,
421 Country, Folk, Musicals, Popular and Opera. One participant stated, “*I love Anita Baker, I like classical,*”
422 (B1). Another participant mentioned, “*soul music, rhythm and blues*” (B12), while another added that,
423 “*growing up I liked The Who, the Beatles, Rolling Stones*” (B4). One participant connected their music
424 preference to their exposure to dance in their youth, stating, “*I learned to dance completely from American*
425 *Bandstand. Any kind of music I really liked to hear, or to sing with or something like that*” (A9). Another
426 specified genres that they did *not* enjoy, stating, “*I don’t really like hard rock, I’m not nuts about the*
427 *electronic music*” (A4).

428 *Theme 2-2: Music & Dance Sentiments*

429 Expressed sentiments toward music & dance were largely “Positive” (34 mentions), with some
430 “Neutral” (8 mentions) and few “Negative” (3 mentions) responses (Fig. 5C). Responses conveying positive
431 sentiments tended to reflect pleasant memories or social experiences. When asked about music, one
432 participant stated, “*It just brings back happy or bad times, no matter which, depending on who you’re with*
433 *and the song. That’s all it is. Usually it’s enjoyable whichever way it was because it’s a song*” (A4). Another
434 participant added, “*Music is soothing and it helps the mind to relax, and then it brings back happy moments*
435 *in your life*” (B1). When discussing how others in her life responded to her engagement with music, one
436 participant noted that her child said, “*‘Mom, when you come home from choir practice, you are always so*
437 *happy,’*” then went on to express, “*Music’s – just, it’s real important*” (B7).

438 **Topic 3: Confidence & Barriers**

439 “Confidence & Barriers” (94 of 563 total mentions) probed factors affecting individuals’ confidence in
440 (e.g., perceived self-efficacy), as well as other barriers to engaging in music and dance-based activities. The
441 overall discussion breakdown represented in Figure 6A. Emergent themes included “Barriers to
442 Engagement” (45 mentions) and “Feedback” (41 mentions) and “Confidence Factors” (28 mentions).
443 Participants also discussed challenges that they associated with music and dance, although these were not
444 identified as major themes within this topic.

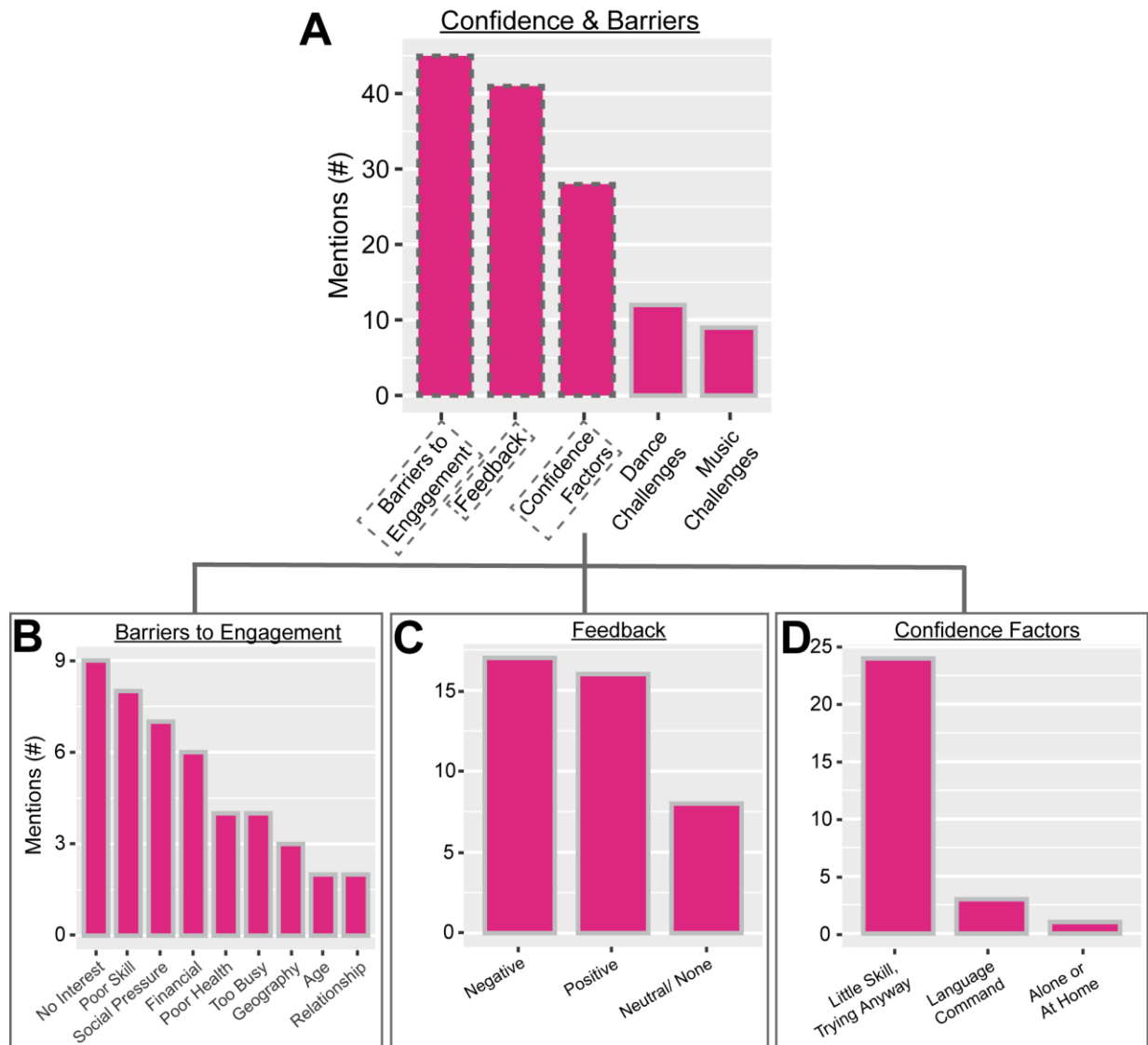


Figure 6: Distribution of mentions within prescribed Topic #3: “Confidence & Barriers” of music and dance.

(A): Main themes pertaining to this topic included “Barriers to Engagement,” “Feedback” and “Confidence Factors,” while challenges associated with music and dance engagement were also discussed. (B): “Barriers to Engagement” mentions reflect distribution of identified factors limiting participants’ engagement with music and dance. (C): “Feedback” mentions reflect either “Negative,” “Positive” or “Neutral/ None” feedback that participants received regarding the music and/ or dance proficiency from family members, peers, or instructors. (D): “Confidence Factors” include factors impacting participants’ confidence while engaging with music and dance. Many participants noted a current stance of having little self-perceived ability, but having a willingness to engage, anyway.

445

446 *Theme 3-1: Barriers to Engagement*

447 The primary emergent theme in the topic of “Confidence & Barriers” included “Barriers to Engagement”
448 (Fig. 6B), in which participants shared specific factors that hindered their engagement with music and
449 dance-related activities. Many individuals attributed their lack of engagement to “No Interest” (9
450 responses). This is exemplified by one participant explaining that their lack of engagement was largely due
451 to a lack of perceived objective, stating, *“I don’t really see a goal in it; it’s not that I’m intimidated by it or*
452 *anything ‘cause I can try to be ridiculous, but the aspect of it is I don’t get anything out of it”* (A3). This
453 same participant continued, *“...some people wanna go play golf, some people wanna go bowling because*
454 *they’re excited by it. I am just not excited by the music or the dance.”*

455 Other participants associated their lack of engagement with “Poor Skill” (8 mentions). Several
456 participants recalled struggling to keep up with music courses or performance groups in their youth, then
457 subsequently limiting their engagement because of either self-perceived and/or socially-instilled lack of
458 proficiency. One participant recalled that their experience was limited by their perception of their musical
459 proficiency in the first day of a college-level piano elective, with *“I walked in, and there were pianos all*
460 *set up. The teacher walked into the room and sat down and said, “Hands on the keyboard. Ready? Play.”*
461 *All of the maybe 15 people in the room started playing the music. I had no idea. That ended my instrument*
462 *trials. I gave up”* (B5). Another participant recalled receiving pressure from a choir director to limit
463 engagement due to lack of skill, *“When I hit puberty or shortly after hitting puberty, the choir director*
464 *asked me just to mouth the words”* (B4). When the focus group facilitator asked whether that ended their
465 formal training, this same participant responded, *“Yes. Though I do appreciate music.”*

466 Participants tended to also specify factors associated with early (e.g., childhood) barriers to
467 engagement, including those arising from financial and geographical limitations, and social/ familial
468 pressures. For instance, participants recalled early barriers including that they “*never could afford a piano*
469 *or any kind of instruments*” (B7), or having “*no facilities to go anywhere*” (A5), “*growing up in a third-*
470 *world country*” (B10), or their family members “*laughing hysterically*” (B4) at them or a father “*putting*
471 *his foot down*” (A3), thereby limiting music and dance engagement.

472 Other factors discussed were associated with later (e.g., adulthood, older age) barriers to
473 engagement, including advancing age, too little time, and health problems. For instance, participants
474 recalled more-recent barriers including “*old age*” (A8), being “*just so focused on working and making a*
475 *living*” (A4), and multiple mentions of COVID-19. Another participant shared a personal health challenge,
476 detailing, “*I can't dance much anymore, but—because I have issues with my legs. They went bad, and I*
477 *just—it's not impossible, but it's been tricky. It was very important for me*” (B6).

478 *Theme 3-2: Music & Dance Feedback*

479 The secondary emergent theme in the topic of “Confidence & Barriers” included “Feedback” (Fig. 6C) in
480 which participants detailed types of feedback that they received from family, instructors, and peers
481 regarding their music and dance proficiency. Feedback mentions were most often “Negative” (17
482 mentions), with participants remarkably quoting specific feedback excerpts delivered to them from their
483 dance and music instructors. As one participant recalls, their dance instructor once told them, “*this really*
484 *isn't your area*” (B5). Other music instructors told participants that they, “*needed to stay quiet and weren't*
485 *carrying the tune*” (A4), or that they “*really don't have feeling in the music*” (A3). One of these participants
486 said that such feedback “*affected me a lot because, you know, then you think you're no good*” (A4).

487 Participants also recalled impactful negative feedback from peers and relatives. Peers at school
488 dances told one participant, “*You just have no rhythm whatsoever*” and “*You really just can't move*”
489 (A8). Another participant was told by their child in church, “*Shh. Mom, don't sing*” (A7). This participant

490 cited this feedback as responsible for making them feel as though they are “*not allowed to sing in the*
491 *congregation even in church.*”

492 Participants also recalled “Positive” feedback (16 mentions) from instructors, peers, and relatives.
493 One participant recalls that a choir director encouraged them by saying, “*You have a beautiful voice, don’t*
494 *worry about it’*,” (A7) which they later attributed to increased engagement and confidence in language
495 learning, “*I learned music, and they start putting me to sing solos. Once I start singing the solo, it gave me*
496 *more confidence in my language. You know? Here I am trying to learn more English.*” Several participants
497 indirectly interpreted peers’ dancing with them as positive feedback regarding their dance proficiency, with
498 one participant remarking, “*The only feedback that I can think of is that, okay, if somebody asked me to*
499 *dance, it meant they knew that I could dance. That was the feedback*” (B5).

500 Other participants noted feedback classified as either “Neutral/ None” (8 mentions), which was
501 often accompanied by the notion of their peer-group’s consensus that proficiency was not important. One
502 participant mentioned, “*I was just a part of a group, so I never did get any positive or negative feedback.*
503 *Just they said, ‘We’re glad you’re here,’ kind of thing*” (B12). Another participant shared, “*Nobody was*
504 *telling people, ‘You’re no good,’ or anything like that. It was just having fun. We weren’t doing it to learn*
505 *to play music real—to dance real well*” (B5).

506 *Theme 3-3: Confidence Factors*

507 The tertiary emergent theme in the topic of “Confidence & Barriers” included “Confidence Factors” (Fig.
508 6D) in which participants detailed specific factors that influenced their confidence while engaging with
509 music and dance. Many participants noted low self-perceived efficacy, but an openness to try music and
510 dance-related activities, anyway (24 mentions). As one participant explains, “*Even though I was not a good*
511 *dancer and I never thought of myself as being a particularly good singer, it was something I enjoyed so I*
512 *did it anyway*” (A8). Other participants echoed similar sentiments of engaging, despite perceived low-
513 efficacy, stating, “*All through high school, we also, after—on Friday nights, after whatever game it was,*

514 *we always had to dance, and with live bands. There was this huge—and it really fostered a lot of dancing.*
515 *I'm not sure I was that good, but I sure had fun” (B5).*

516 Several participants explicitly mentioned that they did not find music and dance activities
517 intimidating with an attributed fearlessness to trying new things, especially with increasing age. As one
518 participant explained, *“I always would join a choir. I did it all even as I got older and everything. You*
519 *know? I knew that I wasn't sensational or anything like that, outstanding as a standout, but I could at least*
520 *carry a tune. I did that, and the same with the dancing as I'm not afraid to attempt something new; and so*
521 *that helped” (A9).* Another participant mentioned, *“In my early years, I was interested in getting the new*
522 *steps, but now you just can just move slowly if you want to. As you get older, just keep up with the beat and*
523 *do your own thing. No, I'm never intimidated about anything like that” (B12).* To a seldom extent,
524 participants cited other factors, including “Language Command” and being “Alone or At Home” as things
525 that increased their confidence in music and dance.

526 ***Topic 4: Therapeutic Impressions***

527 The topic of “Therapeutic Impressions” was briefly discussed (47 of 563 total mentions) and probed
528 individuals' impressions of music and dance as therapeutic tools for individuals with memory impairments.
529 The overall discussion breakdown of “Positive”, “Negative/ Neutral” or “Negative” impressions is
530 represented in Figure 7A. Emergent themes included “Positive Impressions” (44 mentions). Only 3
531 mentions were classified as either “Negative” or “Neutral/ None”.

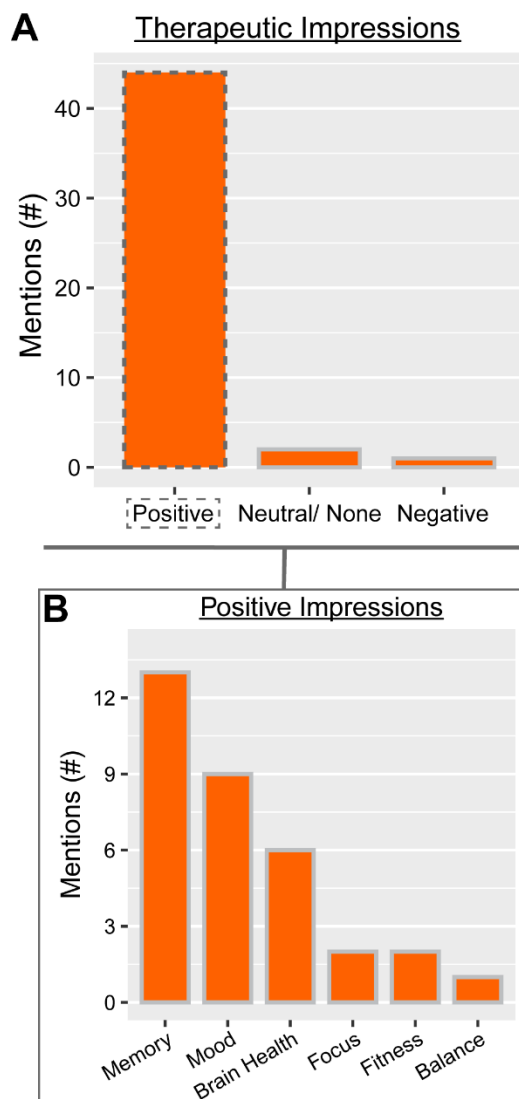


Figure 7: Distribution of mentions within prescribed Topic #4: “Therapeutic Impressions” of music and dance. (A): Main themes pertaining to this topic including “Positive Impressions,” but several neutral and negative impressions were also recorded. (B): “Positive Impressions” mentions reflect specific ways in which music and dance-based therapeutics could be beneficial.

532

533 *Theme 4-1: Positive Impressions*

534 Within the emergent theme of “Positive Impressions” (Fig. 7B), participants discussed the ways in which
535 music and dance-based therapies might benefit individuals with memory impairments. Participants most
536 frequently expressed perceived benefits of music and dance on memory (13 mentions). Impressions of
537 memory benefits are exemplified by one participant stating that music is “*a great way to bring things back*
538 *in your memory, to exercise your memory, and that’s got to be good for you*” (B7). Another participant
539 connected the benefits on memory to benefits on mood and brain health together, stating, “*Then on another*
540 *level I think that people who have memory loss often have maybe depression and emotional problems. I*

541 *think that any time you have music and light and communication with other people that it lifts you up, lifts*
542 *your spirit, and again helps with your healthy brain function” (A7). Another participant expressed their*
543 *impressions of benefits of dance and music on brain health, and connected this to implications for memory,*
544 *offering, “When you’re dancing, when you’re singing, you’re keeping your brain active. When you’re*
545 *keeping your brain active, I’m thinking you won’t have a kind of memory loss because you are keeping*
546 *moving” (A5).*

547 Participants further referenced perceived benefits on mood (9 mentions), with one participant
548 stating that music is “*just so uplifting*” (B3), while another participant mentioned that music “*puts you in*
549 *a happy space*” (B12). Another participant mentioned the uplifting and empowering capacity of music,
550 expressing that the “*attitude*” of music is “*very upbeat*” and puts you in the headspace “*where you think,*
551 *you can do just about anything*” (A9).

552 Participants expressed perceived benefits of music and dance on general brain health (9 mentions),
553 with one participant recalling benefits that their younger sister, who was badly injured after a car accident,
554 had following music therapy, stating, “*She came out of it when tapes were brought to her of music. It took*
555 *a couple days, and she came out over it. I know that it has an effect on the brain, and I don't know*
556 *scientifically what that effect is, but I think it's really good*” (B5). In this quote and throughout, participants
557 were unclear on the exact mechanisms whereby music and dance positively impact health, but expressed
558 belief in these benefits, nonetheless.

559 Other areas in which participants perceive positive impressions of music and dance included
560 musculoskeletal health, focus, and balance. Notably, one participant elaborated on how they music helped
561 them focus during their professional tasks, recalling, “*when I was a secretary for a group, and I had tons*
562 *of reports that I had to get out every month. Without music, those reports would never happen.... As long*
563 *as I had some music playing I could sit there and complete those reports and get them out on time*” (A8).
564 Another participant shared his thoughts on how dancing might help slow the progression of his
565 musculoskeletal disease, “*I think it would actually be good for my legs to get better maybe or not as bad as*

566 *fast*” (B6).

567 Other participants espoused negative or neutral/ no opinions regarding the potential for use of music
568 and dance as therapy. One participant declared, “*it doesn’t help your muscles*” (A7), and another stated,
569 “*I’m not sure about how it could be used for that,*” regarding the use of music and dance as therapeutic
570 tools (A8).

571 **DISCUSSION**

572 Our focus groups probed the lifelong music and dance relationships of older adults with MCI and their care
573 partners and spouses. Using carefully designed prompts, we captured topics including participants’ music
574 and dance: (1) “Experience and History,” (2) “Enjoyment & Preferences,” (3) “Confidence and Barriers,”
575 and (4) “Therapeutic Impressions.” Participants expressed diverse, yet hopeful opinions about the potential
576 for music and dance as therapeutic tools for individuals with memory complaints. One can surmise that
577 these hopeful attitudes stem from largely positive music and dance relationships established over a lifetime
578 of exposure and formative experiences. These participants saw music and dance as integral parts of their
579 lives and histories that, despite being complicated by challenging experiences involving negative feedback
580 or barriers to engagement, served to define them as part of a culture, family, and/ or community.

581 The present study captured individuals’ limited engagement with active forms of music and dance that
582 may be associated with their low self-efficacy in these areas. Both the focus group findings and MRQ and
583 DRQ responses reflect participants’ enthusiasm for incorporating *passive* aspects of music and dance
584 engagement into their lives with limited active engagement. These participants also detailed formative
585 experiences that included negative feedback from family, peers or instructors. Participants indicated that
586 this negative feedback often compelled them to disengage from and often develop low self-efficacy
587 regarding their active music and dance activities. Self-efficacy factors are also broadly established
588 determinants of treatment perseverance [73], engagement [74] and outcomes [75] in clinical practice. Our
589 findings of low self-efficacy in these present participants suggest that in clinical practice, a given individual’

590 self-efficacy may be an important therapeutic consideration that could be incorporated into the design of
591 music and dance-based therapies to maximize engagement and outcomes [77] and positively impact quality
592 of life [78].

593 Our findings provide further support an individual’s impressions of therapeutic benefits or
594 “expectancy” as a potential determinant of therapeutic process, satisfaction, and outcome [73, 75-78].
595 Participants in this present study reported overall positive impressions and high degree of expectancy in
596 music and dance as therapeutic tools. These participants cited a variety of perceived benefits that ranged
597 from cognitive factors (e.g., memory, brain health), to emotional factors (e.g., mood), to physical outcomes
598 (e.g., musculoskeletal health, balance). These perceived benefits are aligned with desired rehabilitative
599 outcomes identified by individuals with MCI and their caregivers [79, 80]. Characterization of the benefits
600 recipients expect to receive, such as those described above, should be considered in therapeutic designs, as
601 such perceived benefits may impact actual therapeutic outcomes [81]. Still, not all individuals with MCI
602 and their care givers and spouses may view such therapies as potentially beneficial. For example, some may
603 have greater expectancy or preference toward stage-dependent pharmacological or other established
604 alternative approaches [82, 83]. However, as research evidence accrues supporting the benefits of
605 music/dance therapies [84, 85], older adults with cognitive limitations may become increasingly receptive
606 to music- and dance-driven therapeutics as primary or complementary approaches to supporting their
607 cognition and general function.

608 The barriers to participation and negative feedback that participants sustained in their earliest music
609 and dance experiences should be considered *alongside* their current openness and receptivity to engaging
610 in music and dance activities. Notably, participant consensus largely identified a willingness to try engaging
611 in music and dance despite a low perceived self-efficacy. This willingness presents therapist and clinicians
612 with the opportunity to dissolve perceived barriers, and repair low self-efficacy associated with challenging
613 earlier experiences by facilitating a positive, inclusive, and supportive environment for the music and
614 dance-driven therapies. While specific parameters targeting improved self-efficacy through the treatment

615 course are not yet defined, music and dance-based therapies offer improvements in psychological symptoms
616 (e.g., anxiety, depression) [18] that are associated with self-efficacy [86] in individuals with AD [87].
617 Providing a warm, inviting setting founded on pillars of therapeutic alliance that include mutual respect,
618 shared goals, and a strong focus on the participant's treatment progress facilitates improved participant self-
619 efficacy in other clinical contexts [88], and could be an effective approach in clinical music and dance
620 therapies, as well. As evidence accrues supporting therapeutic efficacy and as national health organizations
621 (e.g., the National Institutes of Health [89]) support the study of music and dance-based therapies,
622 sensitivity to potential perceived and practical barriers to engagement is paramount.

623 The MRQ and DRQ quantitatively captured, at the *individual level*, similar notions as those
624 qualitatively captured in the focus group discussions at the group level regarding the relative importance of
625 individuals' relationships with music and dance and their preferred forms of engagement. Participants
626 designated music, especially in the passive domain, to be an important part of their lives. Participants
627 expressed a similar regard for the importance of dance. During focus group discussions, participants shared
628 impactful and sometimes fond memories of dance and other forms of active engagement with music (e.g.,
629 playing instruments, singing) from their youths, although mentions of recent or current participation in
630 dance or other active forms of music engagement were lacking. Participants cited daily experiences
631 including driving, cleaning, and focused work as examples in which passive engagement with ambient
632 music elevates their *current* day-to-day lives. These notions were reflected at the quantitative individual
633 level through MRQ and DRQ responses, where composite MRQ and DRQ scores both indicated
634 moderately-strong relationships, on average, with each of music and dance. These results together highlight
635 the ubiquitous presence of music and dance in individuals' lives that tend to be more active and dance-
636 inclusive in youth, then transitions to more passive, ambient music engagement into older age. This time-
637 varying course of engagement with music and dance should be considered in the therapeutic integration of
638 music and dance components, as individuals will likely be most receptive to those active forms of dance
639 and music engagement with which they have some familiarity, likely from their youths. The administration

640 of survey tools such as the MRQ and DRQ as we have demonstrated here, or similar [90, 91], critically
641 discern the particulars of an individual's current and past engagement and their genre and style preferences
642 to succinctly offer valuable therapeutic design insights regarding the unique participant's status, experience
643 and preferences.

644 Participants' decisive and varied preferences in music genres and dance styles, both articulated in focus
645 group discussions and succinctly at the individual level in the MRQ and DRQ, may be harnessed to improve
646 personalized therapy curation. Notably, participants' preferences were often founded on pleasant memories
647 and earlier experiences of music and dance. A recurrent example was an indicated preference for the popular
648 music and dance styles that participants encountered on *American Bandstand* in their youths. Given the
649 well-established benefit of familiar music on autobiographical recall in individuals with cognitive
650 limitations [92-94], and the enhanced psychosocial and behavioral outcomes that arise from tuning
651 therapeutic parameters to participant preference [95], these preferences identified herein and the
652 accompanying prompts for extracting them offer valuable direction for explicit parametrization of
653 participants' preferences in music and dance-based therapies. Encouragingly, many participants indicated
654 that they did not have a strong music preference and were open to many genres. This could be of immense
655 benefit in group-class environments [22, 47, 96] where group consensus on preferences requires
656 accommodation.

657 **Limitations**

658 This study has several limitations. The sample size (N=16) is relatively small and is a heterogeneous
659 mixture of mostly individuals with MCI, but also their care givers and spouses. This reduces our ability to
660 make definitive conclusions regarding the perspectives of exclusively individuals with MCI who would be
661 the recipients of music and dance-based interventions. The group that was assembled for this study had
662 diverse backgrounds in engagement with music and dance therapeutically, as some participants had
663 attended 20+ therapeutic dance sessions prior to study participation, while others had attended none
664 Whether anyone had engaged in music therapeutically outside of a dance class is unknown. Further, the

665 perspectives of this sample of individuals with MCI and their caregivers and spouses, while relatively
666 diverse in biological sex and race and thereby likely from varied cultural backgrounds, is representative of
667 the Atlanta metro area only. Given the role of culture in shaping exposure and responses to music and dance
668 as culturally ubiquitous, yet diverse art forms [97, 98], a focus group held in another part of the US, or in
669 another country may reveal different music and dance relationships from those we present here. We thus
670 posit that this work should serve as a template for future explorations of this rich topic in other parts of the
671 United States and the world. Further exploration will establish the generalizability of these present findings.

672 **Conclusions**

673 This work highlights the richness of individuals' *life-long* relationships with music and dance that may
674 advise design of music- and dance-based therapies: in particular, how histories in music and dance starting
675 from childhood contribute to individuals' self-efficacy, present engagement, and expectations from
676 therapies that incorporate music and dance. Participants' engagement, preferences and attitudes may be
677 investigated qualitatively via collective focus group responses or quantitatively via individual responses to
678 objective music and dance relationship questionnaires, as both approaches afforded similar insights in the
679 present study. We recommend that clinicians, in their own therapeutic design, consider the most impactful
680 features of individuals' music and dance experiences that emerged from these present discussions with
681 individuals with MCI and their care partners/ spouses, some of which included: barriers to engagement that
682 permeated throughout their lifetimes, negative feedback from family, peers, and instructors that instilled
683 persistent low self-efficacy, and how specific genres and styles align with individuals' connections felt with
684 loved ones, peers, and their community. Importantly, these features are accompanied by individuals'
685 openness to engaging in music and dance-based activities regardless of their perceived skill level, citing a
686 variety of anticipated health benefits. Together, these factors serve to more-holistically characterize
687 individuals' relationships with and preferences in music and dance. We invite clinical implementation of
688 music and dance-based interventions to consider this present work as a template to comprehensively probe
689 participants' relationships, through focus groups, MRQ and DRQ administration, or both. These insights

690 may be incorporated as therapeutic considerations to likely enhance therapeutic efficacy, engagement and
691 enjoyment in music and dance-based therapies targeting individuals with early cognitive decline.

692

693 **CRedit Author contributions:**

694 **Meghan E. Kazanski** (Data Curation; Methodology; Formal Analysis; Software; Validation;
695 Visualization; Writing – original draft; Writing – review & editing)

696 **Sahrudh Dharanendra** (Investigation; Formal Analysis; Software; Writing – original draft; Writing –
697 review & editing)

698 **Michael C. Rosenberg** (Investigation; Visualization; Writing – review & editing)

699 **Danyang Chen** (Software; Formal Analysis; Visualization; Writing – review & editing)

700 **Emma Rose Brown** (Software; Formal Analysis; Writing – review & editing)

701 **J. Lucas McKay** (Conceptualization; Data Curation; Funding Acquisition; Methodology; Supervision;
702 Writing – review & editing)

703 **Laura Emmerly** (Conceptualization; Funding Acquisition; Methodology; Supervision; Writing – review &
704 editing)

705 **Trisha M. Kesar** (Conceptualization; Funding Acquisition; Methodology; Supervision; Writing – review
706 & editing)

707 **Madeleine E. Hackney** (Conceptualization; Data Curation; Investigation; Funding Acquisition;
708 Methodology; Validation; Project administration; Resources; Supervision; Writing – review &
709 editing)

710 **Acknowledgements:** We thank all volunteers who participated in the study, as well as T. Prusin, C. Carroll-
711 Sauer and G. Harris for their assistance in data collection & participant recruitment.

712 **Conflicts of Interest:** Madeleine E. Hackney is an Editorial Board Member of this journal, but was not
713 involved in the peer-review process nor had access to any information regarding its peer-review. No other
714 co-authors have any conflicts of interest.

715 **Sources of Funding:** This study was supported by the National Institute of Child Health and Human
716 Development under award number F32HD108927. This research was also supported by Emory University
717 through a Goizueta Alzheimer's Disease Research Center CEP Innovation Accelerator Seed Grant, and an
718 award from the Emory University Senior Vice President of Research Intersection Fund.

719 **Data availability:** The data supporting the findings are available upon reasonable request.

720 **References:**

- 721 [1] Winblad B, Palmer K, Kivipelto M, Jelic V, Fratiglioni L, Wahlund LO, Nordberg A, Bäckman
722 L, Albert M, Almkvist O, Arai H, Basun H, Blennow K, de Leon M, DeCarli C, Erkinjuntti T,
723 Giacobini E, Graff C, Hardy J, Jack C, Jorm A, Ritchie K, van Duijn C, Visser P, Petersen RC
724 (2004) Mild cognitive impairment--beyond controversies, towards a consensus: report of the
725 International Working Group on Mild Cognitive Impairment. *J Intern Med* **256**, 240-246.
- 726 [2] Belleville S, Chertkow H, Gauthier S (2007) Working memory and control of attention in persons
727 with Alzheimer's disease and mild cognitive impairment. *Neuropsychology* **21**, 458-469.
- 728 [3] Tricco AC, Soobiah C, Berliner S, Ho JM, Ng CH, Ashoor HM, Chen MH, Hemmelgarn B,
729 Straus SE (2013) Efficacy and safety of cognitive enhancers for patients with mild cognitive
730 impairment: a systematic review and meta-analysis. *Cmaj* **185**, 1393-1401.
- 731 [4] Hamer M, Chida Y (2009) Physical activity and risk of neurodegenerative disease: a systematic
732 review of prospective evidence. *Psychol Med* **39**, 3-11.
- 733 [5] Olazarán J, Reisberg B, Clare L, Cruz I, Peña-Casanova J, Del Ser T, Woods B, Beck C, Auer S,
734 Lai C, Spector A, Fazio S, Bond J, Kivipelto M, Brodaty H, Rojo JM, Collins H, Teri L,
735 Mittelman M, Orrell M, Feldman HH, Muñoz R (2010) Nonpharmacological therapies in
736 Alzheimer's disease: a systematic review of efficacy. *Dement Geriatr Cogn Disord* **30**, 161-178.
- 737 [6] Zhu Y, Zhong Q, Ji J, Ma J, Wu H, Gao Y, Ali N, Wang T (2020) Effects of Aerobic Dance on
738 Cognition in Older Adults with Mild Cognitive Impairment: A Systematic Review and Meta-
739 Analysis. *J Alzheimers Dis* **74**, 679-690.

- 740 [7] Lazarou I, Parastatidis T, Tsolaki A, Gkioka M, Karakostas A, Douka S, Tsolaki M (2017)
741 International Ballroom Dancing Against Neurodegeneration: A Randomized Controlled Trial in
742 Greek Community-Dwelling Elders With Mild Cognitive impairment. *Am J Alzheimers Dis Other*
743 *Demen* **32**, 489-499.
- 744 [8] Blankevoort CG, van Heuvelen MJ, Boersma F, Luning H, de Jong J, Scherder EJ (2010) Review
745 of effects of physical activity on strength, balance, mobility and ADL performance in elderly
746 subjects with dementia. *Dement Geriatr Cogn Disord* **30**, 392-402.
- 747 [9] Hackney ME, Byers C, Butler G, Sweeney M, Rossbach L, Bozzorg A (2015) Adapted tango
748 improves mobility, motor-cognitive function, and gait but not cognition in older adults in
749 independent living. *J Am Geriatr Soc* **63**, 2105-2113.
- 750 [10] Lazris D, Perkins MM, Bay AA, Hackney ME (2021) Qualitative evaluation informs
751 understanding of motor cognition and rherapies in older adults with mild cognitive impairment. *J*
752 *Alzheimers Dis* **84**, 691-703.
- 753 [11] Grau-Sánchez J, Jamey K, Paraskevopoulos E, Dalla Bella S, Gold C, Schlaug G, Belleville S,
754 Rodríguez-Fornells A, Hackney ME, Särkämö T (2022) Putting music to trial: Consensus on key
755 methodological challenges investigating music-based rehabilitation. *Ann N Y Acad Sci* **1518**, 12-
756 24.
- 757 [12] Pantev C, Herholz SC (2011) Plasticity of the human auditory cortex related to musical training.
758 *Neurosci Biobehav Rev* **35**, 2140-2154.
- 759 [13] Chatterjee D, Hegde S, Thaut M (2021) Neural plasticity: The substratum of music-based
760 interventions in neurorehabilitation. *NeuroRehabilitation* **48**, 155-166.
- 761 [14] Särkämö T, Tervaniemi M, Huotilainen M (2013) Music perception and cognition: development,
762 neural basis, and rehabilitative use of music. *Wiley Interdiscip Rev Cogn Sci* **4**, 441-451.
- 763 [15] Brown S, Martinez MJ, Parsons LM (2005) The Neural Basis of Human Dance. *Cerebral Cortex*
764 **16**, 1157-1167.

- 765 [16] Leisman G, Aviv V (2020) A Neuroscience of Dance: Potential for Therapeutics in Neurology In
766 *Brain and Art: From Aesthetics to Therapeutics*, Colombo B, ed. Springer International
767 Publishing, Cham, pp. 121-138.
- 768 [17] Matziorinis AM, Koelsch S (2022) The promise of music therapy for Alzheimer's disease: A
769 review. *Ann N Y Acad Sci* **1516**, 11-17.
- 770 [18] Guétin S, Portet F, Picot MC, Pommié C, Messaoudi M, Djabelkir L, Olsen AL, Cano MM,
771 Lecourt E, Touchon J (2009) Effect of music therapy on anxiety and depression in patients with
772 Alzheimer's type dementia: randomised, controlled study. *Dement Geriatr Cogn Disord* **28**, 36-
773 46.
- 774 [19] Irish M, Cunningham CJ, Walsh JB, Coakley D, Lawlor BA, Robertson IH, Coen RF (2006)
775 Investigating the enhancing effect of music on autobiographical memory in mild Alzheimer's
776 disease. *Dement Geriatr Cogn Disord* **22**, 108-120.
- 777 [20] Thompson RG, Moulin CJ, Hayre S, Jones RW (2005) Music enhances category fluency in
778 healthy older adults and Alzheimer's disease patients. *Exp Aging Res* **31**, 91-99.
- 779 [21] Fusar-Poli L, Bieleninik Ł, Brondino N, Chen XJ, Gold C (2018) The effect of music therapy on
780 cognitive functions in patients with dementia: a systematic review and meta-analysis. *Aging Ment*
781 *Health* **22**, 1097-1106.
- 782 [22] Hackney ME, McKee K (2014) Community-based adapted tango dancing for individuals with
783 Parkinson's disease and older adults. *J Vis Exp*.
- 784 [23] Teixeira-Machado L, Arida RM, de Jesus Mari J (2019) Dance for neuroplasticity: A descriptive
785 systematic review. *Neuroscience & Biobehavioral Reviews* **96**, 232-240.
- 786 [24] Wang S, Yin H, Meng X, Shang B, Meng Q, Zheng L, Wang L, Chen L (2020) Effects of
787 Chinese square dancing on older adults with mild cognitive impairment. *Geriatr Nurs* **41**, 290-
788 296.
- 789 [25] Bisbe M, Fuente-Vidal A, López E, Moreno M, Naya M, de Benetti C, Milà R, Bruna O, Boada
790 M, Alegret M (2020) Comparative Cognitive Effects of Choreographed Exercise and Multimodal

- 791 Physical Therapy in Older Adults with Amnestic Mild Cognitive Impairment: Randomized
792 Clinical Trial. *J Alzheimers Dis* **73**, 769-783.
- 793 [26] Zhu Y, Wu H, Qi M, Wang S, Zhang Q, Zhou L, Wang S, Wang W, Wu T, Xiao M, Yang S,
794 Chen H, Zhang L, Zhang KC, Ma J, Wang T (2018) Effects of a specially designed aerobic dance
795 routine on mild cognitive impairment. *Clin Interv Aging* **13**, 1691-1700.
- 796 [27] Zhu Y, Gao Y, Guo C, Qi M, Xiao M, Wu H, Ma J, Zhong Q, Ding H, Zhou Q, Ali N, Zhou L,
797 Zhang Q, Wu T, Wang W, Sun C, Thabane L, Zhang L, Wang T (2022) Effect of 3-Month
798 Aerobic Dance on Hippocampal Volume and Cognition in Elderly People With Amnestic Mild
799 Cognitive Impairment: A Randomized Controlled Trial. *Frontiers in Aging Neuroscience* **14**.
- 800 [28] Liu C, Su M, Jiao Y, Ji Y, Zhu S (2021) Effects of Dance Interventions on Cognition, Psycho-
801 Behavioral Symptoms, Motor Functions, and Quality of Life in Older Adult Patients With Mild
802 Cognitive Impairment: A Meta-Analysis and Systematic Review. *Front Aging Neurosci* **13**,
803 706609.
- 804 [29] Coubard OA, Duretz S, Lefebvre V, Lapalus P, Ferrufino L (2011) Practice of contemporary
805 dance improves cognitive flexibility in aging. *Frontiers in Aging Neuroscience* **3**.
- 806 [30] Kimura K, Hozumi N (2012) Investigating the acute effect of an aerobic dance exercise program
807 on neuro-cognitive function in the elderly. *Psychology of Sport and Exercise* **13**, 623-629.
- 808 [31] Chan JSY, Wu J, Deng K, Yan JH (2020) The effectiveness of dance interventions on cognition
809 in patients with mild cognitive impairment: A meta-analysis of randomized controlled trials.
810 *Neuroscience & Biobehavioral Reviews* **118**, 80-88.
- 811 [32] Ravelin T, Kylmä J, Korhonen T (2006) DANCE IN MENTAL HEALTH NURSING: A
812 HYBRID CONCEPT ANALYSIS. *Issues in Mental Health Nursing* **27**, 307-317.
- 813 [33] Adam D, Ramli A, Shahar S (2016) Effectiveness of a Combined Dance and Relaxation
814 Intervention on Reducing Anxiety and Depression and Improving Quality of Life among the
815 Cognitively Impaired Elderly. *Sultan Qaboos Univ Med J* **16**, e47-53.

- 816 [34] Pérez-Ros P, Cubero-Plazas L, Mejías-Serrano T, Cunha C, Martínez-Arnau FM (2019) Preferred
817 Music Listening Intervention in Nursing Home Residents with Cognitive Impairment: A
818 Randomized Intervention Study. *J Alzheimers Dis* **70**, 433-442.
- 819 [35] Thumuluri D, Lyday R, Babcock P, Ip EH, Kraft RA, Laurienti PJ, Barnstaple R, Soriano CT,
820 Hugenschmidt CE (2021) Improvisational Movement to Improve Quality of Life in Older Adults
821 With Early-Stage Dementia: A Pilot Study. *Front Sports Act Living* **3**, 796101.
- 822 [36] Raglio A, Bellelli G, Traficante D, Gianotti M, Ubezio MC, Villani D, Trabucchi M (2008)
823 Efficacy of Music Therapy in the Treatment of Behavioral and Psychiatric Symptoms of
824 Dementia. *Alzheimer Disease & Associated Disorders* **22**, 158-162.
- 825 [37] Leggieri M, Thaut MH, Fornazzari L, Schweizer TA, Barfett J, Munoz DG, Fischer CE (2019)
826 Music Intervention Approaches for Alzheimer's Disease: A Review of the Literature. *Front*
827 *Neurosci* **13**, 132.
- 828 [38] Ridder HM, Stige B, Qvale LG, Gold C (2013) Individual music therapy for agitation in
829 dementia: an exploratory randomized controlled trial. *Aging Ment Health* **17**, 667-678.
- 830 [39] Okada K, Kurita A, Takase B, Otsuka T, Kodani E, Kusama Y, Atarashi H, Mizuno K (2009)
831 Effects of music therapy on autonomic nervous system activity, incidence of heart failure events,
832 and plasma cytokine and catecholamine levels in elderly patients with cerebrovascular disease
833 and dementia. *Int Heart J* **50**, 95-110.
- 834 [40] Britten L, Addington C, Astill S (2017) Dancing in time: feasibility and acceptability of a
835 contemporary dance programme to modify risk factors for falling in community dwelling older
836 adults. *BMC Geriatrics* **17**, 83.
- 837 [41] Eyigor S, Karapolat H, Durmaz B, Ibisoglu U, Cakir S (2009) A randomized controlled trial of
838 Turkish folklore dance on the physical performance, balance, depression and quality of life in
839 older women. *Arch Gerontol Geriatr* **48**, 84-88.

- 840 [42] Chang J, Zhu W, Zhang J, Yong L, Yang M, Wang J, Yan J (2021) The Effect of Chinese Square
841 Dance Exercise on Cognitive Function in Older Women With Mild Cognitive Impairment: The
842 Mediating Effect of Mood Status and Quality of Life. *Front Psychiatry* **12**, 711079.
- 843 [43] Shanahan J, Morris ME, Bhriain ON, Volpe D, Lynch T, Clifford AM (2017) Dancing for
844 Parkinson Disease: A Randomized Trial of Irish Set Dancing Compared With Usual Care. *Arch*
845 *Phys Med Rehabil* **98**, 1744-1751.
- 846 [44] Aguiñaga S, Marquez DX (2017) Feasibility of a Latin Dance Program for Older Latinos With
847 Mild Cognitive Impairment. *Am J Alzheimers Dis Other Demen* **32**, 479-488.
- 848 [45] Guzmán-García A, Mukaetova-Ladinska E, James I (2013) Introducing a Latin ballroom dance
849 class to people with dementia living in care homes, benefits and concerns: a pilot study. *Dementia*
850 *(London)* **12**, 523-535.
- 851 [46] Dominguez JC, Del Moral MCO, Chio JOA, de Guzman MFP, Natividad BP, Decena JM,
852 Montalvo MJY, Reandelar M, Phung KTT (2018) Improving Cognition through Dance in Older
853 Filipinos with Mild Cognitive Impairment. *Curr Alzheimer Res* **15**, 1136-1141.
- 854 [47] Hackney ME, Earhart GM (2010) Recommendations for Implementing Tango Classes for
855 Persons with Parkinson Disease. *Am J Dance Ther* **32**, 41-52.
- 856 [48] Marasovic S, Blažeka Kokorić S (2014) The role of dance in the improvement of active lifestyle
857 and quality of life of older people. *Revija Za Socijalnu Politiku* **21**, 235-254.
- 858 [49] Rehfeld K, Lüders A, Hökelmann A, Lessmann V, Kaufmann J, Brigadski T, Müller P, Müller
859 NG (2018) Dance training is superior to repetitive physical exercise in inducing brain plasticity in
860 the elderly. *PLOS ONE* **13**, e0196636.
- 861 [50] Qi M, Zhu Y, Zhang L, Wu T, Wang J (2019) The effect of aerobic dance intervention on brain
862 spontaneous activity in older adults with mild cognitive impairment: A resting-state functional
863 MRI study. *Exp Ther Med* **17**, 715-722.
- 864 [51] Doi T, Verghese J, Makizako H, Tsutsumimoto K, Hotta R, Nakakubo S, Suzuki T, Shimada H
865 (2017) Effects of Cognitive Leisure Activity on Cognition in Mild Cognitive Impairment: Results

- 866 of a Randomized Controlled Trial. *Journal of the American Medical Directors Association* **18**,
867 686-691.
- 868 [52] Schäfer T, Sedlmeier P (2010) What makes us like music? Determinants of music preference.
869 *Psychology of Aesthetics, Creativity, and the Arts* **4**, 223-234.
- 870 [53] Capstick A (2012) Dancing to the music of time: An experiential learning exercise in dementia
871 care. *Journal of Applied Arts & Health* **3**, 117-131.
- 872 [54] Dyrland AK, Wininger SR (2008) The Effects of Music Preference and Exercise Intensity on
873 Psychological Variables. *Journal of Music Therapy* **45**, 114-134.
- 874 [55] Knox D, Beveridge S, Mitchell LA, MacDonald RAR (2011) Acoustic analysis and mood
875 classification of pain-relieving music. *The Journal of the Acoustical Society of America* **130**,
876 1673-1682.
- 877 [56] Moore KS (2013) A systematic review on the neural effects of music on emotion regulation:
878 implications for music therapy practice. *J Music Ther* **50**, 198-242.
- 879 [57] Gerdner LA (2000) Effects of individualized versus classical "relaxation" music on the frequency
880 of agitation in elderly persons with Alzheimer's disease and related disorders. *Int Psychogeriatr*
881 **12**, 49-65.
- 882 [58] Sung HC, Chang AM (2005) Use of preferred music to decrease agitated behaviours in older
883 people with dementia: a review of the literature. *J Clin Nurs* **14**, 1133-1140.
- 884 [59] Gerdner LA (2000) Effects of Individualized Versus Classical "Relaxation" Music on the
885 Frequency of Agitation in Elderly Persons With Alzheimer's Disease and Related Disorders.
886 *International Psychogeriatrics* **12**, 49-65.
- 887 [60] Stevens CJ, Ginsborg J, Lester G (2011) Backwards and forwards in space and time: Recalling
888 dance movement from long-term memory. *Memory Studies* **4**, 234-250.
- 889 [61] Brotons M, Pickett-Cooper PK (1996) The Effects of Music Therapy Intervention on Agitation
890 Behaviors of Alzheimer's Disease Patients*. *Journal of Music Therapy* **33**, 2-18.

- 891 [62] Kwok K (2004) *Preferences of Chinese Alzheimer's Patients for Music Therapy Activities:*
892 *Singing, Instruments, Games, Dance/movement, and Composition/improvisation*, Western
893 Michigan University.
- 894 [63] Millard E, Cardona J, Fernandes J, Priebe S, Carr C (2021) I know what I like, and I like what I
895 know: Patient preferences and expectations when choosing an arts therapies group. *Arts*
896 *Psychother* **75**, None.
- 897 [64] Millard E, Medlicott E, Cardona J, Priebe S, Carr C (2021) Preferences for group arts therapies: a
898 cross-sectional survey of mental health patients and the general population. *BMJ Open* **11**,
899 e051173.
- 900 [65] Jola C, Sundström M, McLeod J (2022) Benefits of dance for Parkinson's: The music, the moves,
901 and the company. *PLoS One* **17**, e0265921.
- 902 [66] Haynes A, Tiedemann A, Hewton G, Chenery J, Sherrington C, Merom D, Gilchrist H (2023) “It
903 doesn’t feel like exercise”: a realist process evaluation of factors that support long-term
904 attendance at dance classes designed for healthy ageing. *Frontiers in Public Health* **11**.
- 905 [67] Pylvänäinen P, Lappalainen R (2018) Change in body image among depressed adult outpatients
906 after a dance movement therapy group treatment. *The Arts in Psychotherapy* **59**, 34-45.
- 907 [68] Cooper L, Thomas H (2002) Growing old gracefully: social dance in the third age. *Ageing and*
908 *Society* **22**, 689-708.
- 909 [69] Bogner S, DeFaria AM, O'Dwyer C, Pankiw E, Simic Bogler J, Teixeira S, Nyhof-Young J,
910 Evans C (2017) More than just dancing: experiences of people with Parkinson's disease in a
911 therapeutic dance program. *Disabil Rehabil* **39**, 1073-1078.
- 912 [70] Windle E, Hickling LM, Jayacodi S, Carr CE (2020) The experiences of patients in the synchrony
913 group music therapy trial for long-term depression. *Arts in Psychotherapy* **67**, 101580.
- 914 [71] Camlin DA, Daffern H, Zeserson K (2020) Group singing as a resource for the development of a
915 healthy public: a study of adult group singing. *Humanities and Social Sciences Communications*
916 **7**, 60.

- 917 [72] Petersen RC, Aisen PS, Beckett LA, Donohue MC, Gamst AC, Harvey DJ, Jack CR, Jr., Jagust
918 WJ, Shaw LM, Toga AW, Trojanowski JQ, Weiner MW (2010) Alzheimer's Disease
919 Neuroimaging Initiative (ADNI): clinical characterization. *Neurology* **74**, 201-209.
- 920 [73] Lin CC, Ward SE (1996) Perceived self-efficacy and outcome expectancies in coping with
921 chronic low back pain. *Res Nurs Health* **19**, 299-310.
- 922 [74] Choi J, Twamley EW (2013) Cognitive Rehabilitation Therapies for Alzheimer's Disease: A
923 Review of Methods to Improve Treatment Engagement and Self-Efficacy. *Neuropsychology*
924 *Review* **23**, 48-62.
- 925 [75] Selzler A-M, Rodgers WM, Berry TR, Stickland MK (2016) The importance of exercise self-
926 efficacy for clinical outcomes in pulmonary rehabilitation. *Rehabilitation Psychology* **61**, 380-
927 388.
- 928 [76] Joyce AS, Piper WE (1998) Expectancy, the therapeutic alliance, and treatment outcome in short-
929 term individual psychotherapy. *J Psychother Pract Res* **7**, 236-248.
- 930 [77] Bialosky JE, Bishop MD, Cleland JA (2010) Individual expectation: an overlooked, but pertinent,
931 factor in the treatment of individuals experiencing musculoskeletal pain. *Phys Ther* **90**, 1345-
932 1355.
- 933 [78] Myers SS, Phillips RS, Davis RB, Cherkin DC, Legedza A, Kaptchuk TJ, Hrbek A, Buring JE,
934 Post D, Connelly MT, Eisenberg DM (2008) Patient expectations as predictors of outcome in
935 patients with acute low back pain. *J Gen Intern Med* **23**, 148-153.
- 936 [79] Smith GE, Chandler M, Fields JA, Aakre J, Locke DEC (2018) A Survey of Patient and Partner
937 Outcome and Treatment Preferences in Mild Cognitive Impairment. *Journal of Alzheimer's*
938 *Disease* **63**, 1459-1468.
- 939 [80] Barrios PG, González RP, Hanna SM, Lunde AM, Fields JA, Locke DE, Smith GE (2016)
940 Priority of Treatment Outcomes for Caregivers and Patients with Mild Cognitive Impairment:
941 Preliminary Analyses. *Neurol Ther* **5**, 183-192.

- 942 [81] Wassinger CA, Edwards DC, Bourassa M, Reagan D, Weyant EC, Walden RR (2022) The Role
943 of Patient Recovery Expectations in the Outcomes of Physical Therapist Intervention: A
944 Systematic Review. *Phys Ther* **102**.
- 945 [82] Dranitsaris G, Zhang Q, Mu L, Weyrer C, Drysdale E, Neumann P, Atri A, Monfared AAT
946 (2023) Therapeutic preference for Alzheimer's disease treatments: a discrete choice experiment
947 with caregivers and neurologists. *Alzheimer's Research & Therapy* **15**, 60.
- 948 [83] Epperly T, Dunay MA, Boice JL (2017) Alzheimer Disease: Pharmacologic and
949 Nonpharmacologic Therapies for Cognitive and Functional Symptoms. *Am Fam Physician* **95**,
950 771-778.
- 951 [84] Guetin S, Charras K, Berard A, Arbus C, Berthelon P, Blanc F, Blayac JP, Bonte F, Bouceffa JP,
952 Clement S, Ducourneau G, Gzil F, Laeng N, Lecourt E, Ledoux S, Platel H, Thomas-Anterion C,
953 Touchon J, Vrait FX, Leger JM (2013) An overview of the use of music therapy in the context of
954 Alzheimer's disease: a report of a French expert group. *Dementia (London)* **12**, 619-634.
- 955 [85] Podolski OS, Whitfield T, Schaaf L, Cornaro C, Köbe T, Koch S, Wirth M (2023) The Impact of
956 Dance Movement Interventions on Psychological Health in Older Adults without Dementia: A
957 Systematic Review and Meta-Analysis. *Brain Sci* **13**.
- 958 [86] Tonga JB, Eilertsen D-E, Solem IKL, Arnevik EA, Korsnes MS, Ulstein ID (2020) Effect of Self-
959 Efficacy on Quality of Life in People With Mild Cognitive Impairment and Mild Dementia: The
960 Mediating Roles of Depression and Anxiety. *American Journal of Alzheimer's Disease & Other
961 Dementias®* **35**, 1533317519885264.
- 962 [87] Portacolone E, Covinsky KE, Johnson JK, Halpern J (2020) Expectations and Concerns of Older
963 Adults With Cognitive Impairment About Their Relationship With Medical Providers: A Call for
964 Therapeutic Alliances. *Qualitative Health Research* **30**, 1584-1595.
- 965 [88] Burns JW, Evon D (2007) Common and specific process factors in cardiac rehabilitation:
966 Independent and interactive effects of the working alliance and self-efficacy. *Health Psychology*
967 **26**, 684-692.

- 968 [89] Health NIo, Sound Health: An NIH-Kennedy Center Partnership, [https://www.nih.gov/research-](https://www.nih.gov/research-training/medical-research-initiatives/sound-health)
969 [training/medical-research-initiatives/sound-health](https://www.nih.gov/research-training/medical-research-initiatives/sound-health), Accessed April.
- 970 [90] Müllensiefen D, Gingras B, Musil J, Stewart L (2014) The Musicality of Non-Musicians: An
971 Index for Assessing Musical Sophistication in the General Population. *PLOS ONE* **9**, e89642.
- 972 [91] Rose D, Müllensiefen D, Lovatt P, Orgs G (2022) The Goldsmiths Dance Sophistication Index
973 (Gold-DSI): A psychometric tool to assess individual differences in dance experience.
974 *Psychology of Aesthetics, Creativity, and the Arts* **16**, 733-745.
- 975 [92] Irish M, Cunningham CJ, Walsh JB, Coakley D, Lawlor BA, Robertson IH, Coen RF (2006)
976 Investigating the Enhancing Effect of Music on Autobiographical Memory in Mild Alzheimer's
977 Disease. *Dementia and Geriatric Cognitive Disorders* **22**, 108-120.
- 978 [93] El Haj M, Clément S, Fasotti L, Allain P (2013) Effects of music on autobiographical verbal
979 narration in Alzheimer's disease. *Journal of Neurolinguistics* **26**, 691-700.
- 980 [94] El Haj M, Antoine P, Nandrino JL, Gély-Nargeot M-C, Raffard S (2015) Self-defining memories
981 during exposure to music in Alzheimer's disease. *International Psychogeriatrics* **27**, 1719-1730.
- 982 [95] Sidani S, Miranda J, Epstein DR, Bootzin RR, Cousins J, Moritz P (2009) Relationships between
983 personal beliefs and treatment acceptability, and preferences for behavioral treatments. *Behav Res*
984 *Ther* **47**, 823-829.
- 985 [96] McKee KE, Hackney ME (2013) The effects of adapted tango on spatial cognition and disease
986 severity in Parkinson's disease. *J Mot Behav* **45**, 519-529.
- 987 [97] McDermott JH, Schultz AF, Undurraga EA, Godoy RA (2016) Indifference to dissonance in
988 native Amazonians reveals cultural variation in music perception. *Nature* **535**, 547-550.
- 989 [98] Monroy E, Imada T, Sagiv N, Orgs G (2022) Dance Across Cultures: Joint Action Aesthetics in
990 Japan and the UK. *Empirical Studies of the Arts* **40**, 209-227.

991