

## Evaluation of a Digital Entomological Surveillance Planning Tool for Malaria Vector Control: Three Country Mixed Methods Pilot Study

Author	Affiliation	ORCID ID
Charlotte Hemingway* (corresponding) <a href="mailto:Charlotte.hemingway@lstm.ac.uk">Charlotte.hemingway@lstm.ac.uk</a>	Liverpool School of Tropical Medicine, Department of International Public Health, UK	0000-0001-8993-3795
Steven Gowelo*	University of California, San Francisco, Malaria Elimination Initiative, USA	0000-0001-9501-578X
Mercy Opiyo	University of California, San Francisco, Malaria Elimination Initiative, USA	
Dulcisaria Marrenjo	Programa Nacional de Controlo da Malária, Maputo, Mozambique	
Mara Maquina	Centro de Investigação em Saúde de Manhiça, Mozambique	
Blessings N. Kaunda-Khangamwa	1. Malaria Alert Centre, Communicable Diseases Action Centre, Kamuzu University of Health Sciences, Blantyre, Malawi  2. School of Public Health, The University of the Witwatersrand,	0000-0001-7345-9427

NOTE: This preprint reports new research that has not been certified by peer review and should not be used to guide clinical practice.

	Johannesburg, South Africa.	
Lusungu Kayira	Malaria Alert Centre, Communicable Diseases Action Centre, Kamuzu University of Health Sciences, Blantyre, Malawi	
Teklu Cherkose	Armauer Hansen Research Institute, Addis Ababa, Ethiopia	
Yohannes Hailmichael	Armauer Hansen Research Institute, Addis Ababa, Ethiopia	0000-0002-4831-6077
Neusa Torres	Centro de Investigação em Saúde de Manhiça, Mozambique	
Estevao Mucavele	Centro de Investigação em Saúde de Manhiça, Mozambique	0009-0007-3562-3880
Muanacha Mintade	Centro de Investigação em Saúde de Manhiça, Mozambique	0009-0002-4776-123X
Baltazar Candrinho	Programa Nacional de Controlo da Malária, Maputo, Mozambique	
Themba Mzilahowa	Malaria Alert Centre, Kamuzu University of Health Sciences, Blantyre, Malawi	
Endalamaw Gadisa	Armauer Hansen Research Institute, Addis Ababa, Ethiopia	0000-0002-5091-5466

Allison Tatarsky	University of California, San Francisco, Malaria Elimination Initiative, USA	0000-0001-8493-4676
Élodie A. Vajda	University of California, San Francisco, Malaria Elimination Initiative, USA	
Emily Dantzer	University of California, San Francisco, Malaria Elimination Initiative, USA	
Edward Thomsen	University of California, San Francisco, Malaria Elimination Initiative	0000-0003-1136-6430
Michael Coleman§	Liverpool School of Tropical Medicine, Department of Vector Biology, UK	
Neil Lobo§	University of California, San Francisco, Malaria Elimination Initiative and University of Notre Dame, Department of Biological Sciences	

\*, § these authors contributed equally

## 1 **Abstract**

2 [295/300 words]

3 **Background:** Vector control remains the principal method to prevent malaria  
4 transmission and has contributed to shrinking the malaria map. However, such gains  
5 have stagnated across Africa, underscoring the need to tailor vector control to local  
6 drivers of transmission. An Entomological Surveillance Planning Tool (ESPT) was  
7 developed to distil normative guidance into an operational decision-support tool to  
8 enable cost effective, locally tailored, and evidence-based vector control. To support  
9 roll out of the ESPT's question-based entomological surveillance planning an  
10 interactive digital toolkit, eSPT, was developed.

11 **Methods:** The eSPT was evaluated with 49 target users in Ethiopia, Malawi, and  
12 Mozambique. The eSPT was introduced to participants through facilitated workshops.  
13 A mixed-methods, uncontrolled, before and after study investigated the impact of the  
14 eSPT on knowledge, self-efficacy and work practices related to entomological  
15 surveillance planning. Qualitative methods were used to explore the acceptability and  
16 utility of the eSPT.

17 **Results:** Quantitative measures showed that the facilitated eSPT workshop increased  
18 participants' knowledge and self-efficacy in question-based entomological surveillance  
19 planning. Target users responded positively to the eSPT, describing the software as  
20 easy and enjoyable to navigate and use. Respondents from academic institutes,  
21 central government and international NGOs reported the eSPT to be a useful training  
22 tool and believed it could provide substantial efficiencies in the planning process.  
23 Further user testing, customizability and compatibility with mobile devices was  
24 recommended to enhance the eSPT's usefulness as a planning tool, especially at the  
25 local government level.

26 **Conclusions:** Interactive digital toolkits can be an engaging, efficient, and accessible  
27 way to build research and surveillance capacity within relevant organizations and local  
28 authorities. This is achieved by combining tailored information and guidance, with  
29 functions that enable the development of a planning document, in an easy-to-follow  
30 stepwise process. To maximize the usability and usefulness of these toolkits, target  
31 users must be centered in the design.

## 32 **Introduction**

33 Effective entomological surveillance planning is crucial for vector-borne disease  
34 control programs. Vector control is the principal method to prevent malaria  
35 transmission (1) and has contributed significantly to shrinking the malaria map (2-5).  
36 However, gains in malaria prevention have stagnated, underscoring the need for  
37 tailored vector control that targets local drivers of transmission, and associated  
38 contextually-relevant entomological surveillance systems. Entomological surveillance  
39 is essential for understanding vector species, insecticide resistance profiles, and  
40 behavioral traits that affect disease transmission and intervention effectiveness.  
41 Understanding why and where transmission is persisting is critical to maximising the  
42 effectiveness of vector control and accelerating progress towards malaria elimination.

43 An Entomological Surveillance Planning Tool (ESPT), developed in 2018 by the  
44 Malaria Elimination Initiative (MEI) at the University of California, San Francisco  
45 (UCSF) and the University of Notre Dame (UND), with guidance from a technical  
46 working group, distills normative guidance from the World Health Organization (WHO)  
47 and U.S. President's Malaria Initiative (PMI) into an operational decision-support tool  
48 to enable question-driven, cost-effective, and contextually-relevant entomological  
49 surveillance to guide evidence-based vector control.

50 Originally piloted in Mozambique, Namibia, and Panama, the ESPT has since been  
51 embedded within those programs and the resulting data has informed their  
52 approaches to vector control. For example, in Panama, the Ministerio de Salud began  
53 supporting distribution of bed nets after an ESPT-based surveillance approach  
54 demonstrated significant levels of human-vector contact that could be prevented by  
55 using bed nets (6). The ESPT has since been scaled up in sub-Saharan Africa and  
56 Southeast Asia and referenced by several national strategic plans, including Kenya's  
57 "Malaria Vector Surveillance Operational Guidelines" (7), Uganda's "Entomological  
58 Surveillance Framework" (8), and the Democratic Republic of Congo's (DRC)  
59 "National Guidelines for Entomological Surveillance and Monitoring and Evaluation of  
60 Malaria Vector Control Interventions in the DRC" (9). The ESPT approach to  
61 entomological surveillance planning is also being adopted by the PMI Evolve project  
62 with intentions to influence malaria operational planning across PMI-supported  
63 countries in sub-Saharan Africa.

64 To promote adoption of the ESPT's question-based approach to entomological  
65 surveillance, an interactive digital toolkit (eSPT) was developed by a team of  
66 researchers and software developers (see supplementary material 1). The eSPT was  
67 developed through an iterative user-centered design process: using a range of  
68 research techniques, feedback was obtained from users at different stages of product  
69 development to ensure their needs and preferences were considered in the design  
70 (10, 11). Two rounds of external usability testing with 10 target users were conducted  
71 utilizing the System Usability Scale (SUS), a validated usability questionnaire for  
72 software under development. Across the two rounds of external usability testing, the  
73 eSPT achieved an average score of 75 out of 100, indicating good usability (12).  
74 Additional open field questions and group discussions were used during an external

75 testing session in Malawi to detect software issues and elicit suggested changes.  
76 Feedback obtained from the external testing sessions informed the development of  
77 the beta and version 1 of the eSPT. This paper presents a three-country evaluation of  
78 version 1 of the eSPT; version 2, which is currently available for free download,  
79 incorporates feedback and findings from this pilot study.

80 This study evaluated the influence of facilitated use of the eSPT on entomological  
81 surveillance planning by exploring knowledge acquisition and technology acceptability  
82 among target users.

## 83 **Methods**

### 84 ***eSPT Facilitated Workshop***

85 The eSPT was evaluated as part of a 2-day facilitated workshop. The workshop was  
86 delivered using a combination of short lectures accompanied by practical exercises  
87 using the eSPT. The workshop was consistent across the three countries Ethiopia,  
88 Malawi, and Mozambique in terms of facilitators, format, and approach; entomological  
89 surveillance case studies used in the training material aligned with the participating  
90 organizations' research agenda and priority program questions. Participants worked  
91 in groups of 2-3, based on their organization and role in entomological surveillance  
92 planning, to develop an entomological surveillance plan using the eSPT. An example  
93 plan is presented in supplementary material 2.

### 94 ***Study Type***

95 A mixed-methods, uncontrolled, before and after study design, was deployed to  
96 assess the contribution of the eSPT on target users' knowledge, attitudes, and work  
97 practices related to entomological surveillance planning. A within-group before-after  
98 design was employed with evaluation instruments completed at the beginning and end  
99 of the eSPT training course to measure knowledge acquisition (objective 1) and self-

100 efficacy (objective 2). Quantitative data were supplemented with qualitative data to  
101 explore the acceptability, perceived utility, and demand for the eSPT among target  
102 users (objective 3). Qualitative methods were informed by constructs of technology  
103 acceptance extracted from the literature (13), recognizing that assessments of  
104 technology acceptability must also systematically consider social, personal and  
105 organizational conditions and the subsequent influence of these conditions on  
106 technology adoption.

### 107 ***Study Sites and Population***

108 The study was conducted in three countries: Ethiopia, Malawi and Mozambique,  
109 purposely selected due to anticipated variations in exposure to the ESPT, malaria  
110 programme priorities and entomological surveillance processes. Between 13 to 18  
111 target users were recruited from each country. Target users were defined as  
112 entomologists, researchers, or programme decision-makers from governmental and  
113 non-governmental implementors in vector-borne disease control. Criteria for inclusion  
114 were as follows: involved in planning entomological surveillance activities for vector-  
115 borne disease control; and/or involved in management of entomological data for  
116 vector-borne disease control; and has access to a PC or Mac computer.

117 Ethiopia – Ethiopia is implementing its National Malaria Elimination Strategic Plan  
118 2021-2025 which proposes to eliminate malaria in districts with an annual incidence  
119 less than 10 by 2025 and the total elimination of malaria from Ethiopia by 2030.  
120 Between 2020 and 2021 for the population at risk, estimated incidence decreased  
121 from 53 to 46 per 1000, and estimated mortality decreased from 0.12 to 0.10 per 1000  
122 (14). Recent political and environmental disruptions, compounded by the emergence  
123 of insecticide resistance, diagnostic-resistant parasites, and an invasive vector  
124 species *An. stephensi*, have driven a 120% increase in malaria cases from 2022 to



125 2023 (15). Increases in incidence have not translated to increased mortality, which is  
126 attributed to improvements in malaria treatment and use of rapid diagnostic tests for  
127 malaria (mRDTs). Insecticide resistance poses a significant threat to vector control  
128 interventions deployed in the country, including mass distribution of ITNs and targeted  
129 IRS. The 2021-2025 strategic plan includes monitoring and evaluation of insecticide  
130 susceptibility, entomological profiles, and intervention effectiveness to facilitate  
131 decision making by the National Malaria Elimination Programme (Ethiopia-NMEP).

132 Entomological surveillance is conducted through collaboration between Ethiopia-  
133 NMEP, international funding bodies and local academic research institutes. Armauer  
134 Hansen Research Institute and the Ethiopian Public Health Institute act as the  
135 research arms of Ethiopia's Ministry of Health. Entomological surveillance activities  
136 under the 5-year strategic plan are subcontracted out to the research arms with budget  
137 allocated by the Ministry of Health. On infrequent occasions, entomological studies  
138 are submitted to the Ministry of Health by the research institutes, proposals are  
139 reviewed by Ethiopia-NMEP and an external scientific committee. In total, 26 sentinel  
140 sites are run by the Ethiopia Public Health Institute but surveillance is not continuous  
141 due to dependency on external funding and no central entomological data repository  
142 from sentinel sites and other studies.

143 Malawi – Malawi's National Malaria Control Program (Malawi-NMCP) is in the process  
144 of developing a strategic plan for 2023-2030 with a goal to eliminate malaria by 2030.  
145 Between 2016 to 2022, estimated malaria incidence declined from 407 to 208 per 1000  
146 population, and estimated mortality decreased from 23 to 8 per 100,000 population.  
147 Declines in incidence and mortality are attributed to the deployment and scale up of  
148 multiple malaria control interventions including use of insecticide treated bed nets  
149 (ITNs), artemisinin combination therapies (ACTs), Intermittent Preventive Treatment

150 in pregnancy (IPTP), mRDTs, indoor residual spraying (IRS) and more recently the  
151 RTS,S malaria vaccine. Malawi is now facing heterogeneous transmission with  
152 geographic pockets of high and low transmission, resulting in the Malawi-NMCP using  
153 entomological and epidemiological data for targeted intervention decision-making  
154 (16).

155 Entomological surveillance plans are developed through consultation between  
156 Malawi-NMCP, technical working groups, international funding bodies, and local  
157 academic research institutes. Since 2007, the Malaria Alert Centre (MAC) has  
158 implemented malaria vector surveillance on behalf of the Malawi-NMCP, providing  
159 research infrastructure (e.g., insectary) and expertise for the planning and  
160 implementation of both routine entomological surveillance and targeted surveys.  
161 Routine entomological surveillance plans are developed by MAC in consultation with  
162 Malawi-NMCP and PMI VectorLink (now PMI Evolve) and cover 18 sentinel sites in 8  
163 districts (with annual budgets), with plans reviewed every 5 years. Research questions  
164 for targeted surveys are formulated by senior researchers in consideration of the  
165 needs and priorities of the Malawi-NMCP.

166 Mozambique – Mozambique’s National Malaria Control Program (Mozambique-  
167 NMCP) is in the process of developing a strategic plan for 2023-2030 in collaboration  
168 with the President’s Malaria Initiative (PMI), Clinton Health Access Initiative (CHAI)  
169 and other international funding bodies. Between 2015 to 2021, malaria incidence  
170 increased from 226 to 328 cases per 1,000 population, mortality decreased from 2,337  
171 to 411 per 10,000 in 2021. Mozambique deploys integrated vector management i.e.,  
172 the targeted use of different malaria vector control methods (ITNs, IRS, environmental  
173 management), either separately or in combination, to achieve sustainable, ecologically  
174 sound, and cost-effective vector control. Entomological surveillance is conducted and

175 the data reviewed on an annual basis to determine the choice of vector control  
 176 measure(s) (17).

177 Mozambique-NMCP led entomological surveillance activities are supported by the  
 178 PMI and the Bill & Melinda Gates Foundation (BMGF) through provision of technical  
 179 assistance, financial resources and capacity strengthening detailed in annual  
 180 operational plans (18). Laboratory analysis of mosquito samples is conducted by  
 181 Instituto Nacional de Saúde with technical assistance from PMI.

182 The eSPT workshops were conducted in January 2023 in Ethiopia and Malawi, and  
 183 May 2023 in Mozambique. Table 1 provides details of vector-borne disease control  
 184 stakeholders represented at the workshops.

185 *Table 1: eSPT Workshop Participants*

Country	Organization	Role
Malawi	Malaria Alert Centre, Kamuzu University of Health Sciences	6x Junior Research Assistants
		2x Post-Doctoral Fellows
		2x Senior Research Fellows
	PMI Evolve	Senior Research Fellow
	Malawi University of Business and Applied Science (MUBAS)	Senior Research Fellow
	University of Malawi	Senior Research Fellow
		<b>Total: 13</b>
Ethiopia	Armauer Hansen Research Institute	2x Statistician
		Project Manager
		6x Entomologist
	Ethiopian Public Health Institute	3x Entomologist

	Arbaminch University	Biotechnologist
		Entomologist
	Ministry of Health	Public Health Officer
		Technical Advisor
	Adama Science and Technology University	Entomologist
	PMI Evolve	Entomologist
		<b>Total: 18</b>
Mozambique	Ministry of Health	Technical Advisor
	National Malaria Control Program	3x Entomologist
	Provincial Healthcare Service	2x Entomologist
	District Healthcare Service	2x Entomologist
	Manhiça Health Research Center	2x Entomologist
	National Health Institute	2x Entomologist
	Tchau Tchou Malaria	Entomologist
	PMI Evolve	Entomologist
	World Health Organization	Technical Advisor
	PAMCA	1x Social Scientist
		2x Entomologist
		<b>Total: 18</b>

186

187 **Data Collection**

188 *Objectives 1 & 2*

189 Quantitative data on knowledge and self-efficacy were collected through assessments  
 190 administered before and after the facilitated workshops using country-specific semi-

191 structured questionnaires (supplementary material 3a, 3b and 3c). Retention of any  
192 knowledge acquired during the facilitated workshops was quantified through  
193 administration of the same questionnaires (this time with the self-efficacy component  
194 removed) to the same participants at least 30 days following the workshop.

### 195 *Objective 3*

196 Qualitative data on acceptability and utility of the eSPT were collected from semi-  
197 structured focus group discussions (FGDs) held at the end of the eSPT workshops  
198 and follow up individual interviews approximately 30 days later. FGDs and interviews  
199 were conducted in the participants' chosen language and facilitated by local  
200 researchers BK, TC, EM, LK, MM, YM who were external to the eSPT development  
201 team to mitigate against potential response bias, language, or cultural barriers. FGD  
202 and interview topic guides (supplementary material 4 and 5) were informed by the  
203 Extended Technology Acceptance Model (TAM3) (13). FGDs and interviews were  
204 audio recorded and transcribed using a de-naturalized approach. Transcripts were  
205 translated into English for analysis.

### 206 ***Data Analysis***

#### 207 *Objectives 1 & 2*

208 Dependent samples paired t-test or its non-parametric equivalent, Wilcoxon signed-  
209 rank test, was used to conduct a paired difference test of repeated measurements on  
210 a single sample to assess whether their population mean ranks differed. Scores of  
211 participants that took only one test were excluded from the analyses. All analyses were  
212 performed using statistical package R 4.3.

### 213 *Objective 3*

214 Data analysis was informed by a general inductive approach, aligning emerging  
215 themes identified in the data with the study objectives and constructs of technology  
216 acceptance. Analysis was led by CH in partnership with the local researchers BK, TC,  
217 EM, LK, MM, YM. Transcripts from each country were independently coded by the  
218 respective in-country qualitative research team and CH, resulting in a data framework  
219 and draft narrative. The data framework and draft narrative were shared and discussed  
220 with the research team for critical review and collectively revised until agreement was  
221 reached on the key findings. The collaborative and iterative approach to the analysis  
222 mitigated the risk of research bias and loss of meaning through translation.

### 223 ***Ethics Statement***

224 Ethical approval for the study was obtained from LSTM Research Ethics Committee  
225 (22-019), University of California, San Francisco Institutional Review Board (347594),  
226 AHRI/ALERT Ethics Review Committee (PO-50-22), University of Malawi, College of  
227 Medicine Research and Ethics Committee (P.08/22/3710), and Comité Nacional de  
228 Bioética para a Saúde de Moçambique (143/CNBS/2022). Written informed consent  
229 was obtained from all participants prior to data collection. Study information was either  
230 presented in English or the participants chosen language. Minors were not included in  
231 the study.

### 232 **Results**

#### 233 ***Objectives 1 & 2: Knowledge Acquisition & Self-efficacy***

234 The facilitated eSPT workshop significantly increased entomological surveillance  
235 knowledge in participants across the three pilot countries ( $p = 0.04$ ). However, at  
236 country level, the impact was slightly significant for Ethiopia ( $p = 0.05$ ) and

237 Mozambique ( $p = 0.03$ ). No significant difference in knowledge was observed in  
238 Malawi ( $p = 0.41$ ).

239 Comparison of results from the post-test immediately after the workshop with the 1-  
240 month post-test showed that the knowledge acquired during the training was retained  
241 (Figure 1). There were no statistical differences between the two tests overall across  
242 the three countries ( $p = 0.72$ ) or at country level ( $p = 0.83$ ,  $p = 0.68$  and  $p = 0.52$  for  
243 Ethiopia, Malawi, and Mozambique, respectively) (Fig 1).

244 **Fig 1.** Box plots showing the contribution of facilitated eSPT workshop on participants' acquisition and  
245 retention of entomological surveillance knowledge. The horizontal line in the box is the median, the  
246 boxes represent the interquartile range, the whiskers represent 1.5 times the interquartile range, and  
247 dots represent outliers. **A** Participants' entomological surveillance knowledge before and immediately  
248 post-training workshop ( $p = 0.04$ ). **B** Participants' retention of entomological surveillance knowledge at  
249 least a month after training workshop ( $p = 0.72$ ).

250 Participants' self-efficacy to develop entomological surveillance plans increased  
251 significantly following the facilitated workshop across the three countries ( $p < 0.01$ )  
252 (Fig 2).

253 **Fig 2.** Box plots showing the contribution of facilitated eSPT workshop on participants' self-efficacy to  
254 develop tailored entomological surveillance plans. The horizontal line in the box plot is the median, the  
255 boxes represent the interquartile range, the whiskers represent 1.5 times the interquartile range, and  
256 dots represent outliers. A significant difference was found in participants' self-efficacy before and  
257 immediately after the training workshop ( $p < 0.01$ ).

### 258 **Objective 3: Technology Acceptability**

259 In Ethiopia, two FGDs were conducted ( $n=7$  and  $n=5$ ) with mixed groups from AHRI,  
260 EPHI, Arbaminch University, and Ethiopia-NMCP. Five follow-up interviews were  
261 conducted, two representatives from Ethiopia-NMCP, two senior researchers from  
262 EPHI, and a junior researcher from AHRI. All participants were professionally

263 educated with MSc level qualifications or higher and self-reported to have good  
264 computer literacy. Two participants noted that they were very open to new software  
265 and technology.

266 In Malawi, two FGDs were conducted consisting of early career researchers (ECRs)  
267 (n=6) and senior researchers (n=4) from Malaria Alert Centre, PMI Evolve and  
268 MUBAS. Five follow up interviews were conducted, one a retired senior research  
269 fellow with extensive experience in entomological surveillance, and four ECRs who  
270 support implementation of routine entomological surveillance and targeted surveys for  
271 Malawi-NMCP through their roles and studies. All participants were professionally  
272 educated with bachelor's degree level qualifications or higher and self-reported to  
273 have good computer literacy and felt confident using new software.

274 In Mozambique, two FGDs were conducted (n=8 and n=6) with mixed groups from the  
275 Ministry of Health, Serviços Provinciais de Saúde (Provincial Health Services),  
276 Direcções Provinciais de Saúde (Directorates of Health DPS), Manhiça Health  
277 Research Center, Health National Institute and Tchou Tchou Malaria. Five follow up  
278 interviews were conducted, three with Ministry of Health representatives, one from  
279 PMI Evolve and one from DPS. All participants were professionally educated with  
280 bachelor's degrees or higher and self-reported to have good computer literacy.

### 281 *Perception of eSPT workshop*

282 Response to the eSPT workshop was positive across the board. Participants  
283 described the workshop as 'helpful' and 'fruitful' in its provision of step-by-step  
284 guidance through the entomological surveillance planning process and focus on  
285 problem identification and prioritization. The eSPT reportedly provided a user-friendly



286 space in which participants could apply and practice knowledge gained through the  
287 lectures and discussions.

288 Reported limitations of the workshop centered around timing. Some participants felt  
289 that 2 days were not sufficient to master the software, or consider the finer details of  
290 entomological surveillance planning, and wished to see more time allocated to the  
291 group work using the eSPT. Participants recommended aligning the eSPT workshop  
292 with in-country planning activities as illustrated by this quote:

293 *“As there was no specific research problem we identified to use the*  
294 *tools [eSPT] after we had taken this training, I don't think this*  
295 *benefited me well. Because after that training [eSPT facilitated*  
296 *workshop], there was no occasion we had to plan surveillance or*  
297 *research.” – Ethiopia\_follow up interview*

298 Participants described how the eSPT workshop had enhanced their knowledge and  
299 understanding of minimum essential indicators and mosquito collection methods,  
300 enabling them to maximize use of limited resources to collect programmatically  
301 relevant data, as illustrated by this quote:

302 *“I feel like...I now understand the importance of having...a*  
303 *systematic way of doing things. In our case, we collect a lot of data,*  
304 *some of which is not useful to answer our questions. But, in this*  
305 *case, I now know that we need to be direct about what you want*  
306 *based on the budget, and it has also taught me that there are*  
307 *different methods and helped me realize that a single method can*  
308 *help answer a lot of questions, rather than what we usually do, we*

309 *employ a lot of sampling methods, which I would say are also a*  
310 *redundancy.” – Malawi\_follow up interview*

### 311 *eSPT Usability*

312 The eSPT was universally described as easy to navigate and learn how to use;  
313 participants were confident they could teach others how to use it. A reported  
314 prerequisite to use the eSPT confidently and effectively was a working knowledge of  
315 vector borne disease control, entomological surveillance techniques and the  
316 associated terminology; although, it was acknowledged that the eSPT provides  
317 definitions for much of the technical language used. Some participants believed that  
318 with additional training, even those naïve to entomology and vector control could  
319 effectively use the eSPT:

320 *“I think for every step, there is a background knowledge that, if you*  
321 *already have it, you go through that step very fast. Still, if you don’t,*  
322 *there are a few... like. For example, with the sampling tools, if you*  
323 *have never heard of any of the sampling tools, reading the*  
324 *descriptions of those 10-15 sampling tools would take you 30*  
325 *minutes, and then those are very brief descriptions. And if you have*  
326 *never heard of those tools, you already have to seek advice from*  
327 *somebody else with experience in those tools to make informed*  
328 *decisions.” – Malawi\_focus group discussion*

329 Participants noted the eSPT’s potential to facilitate devolution of planning activities to  
330 the provincial or district level, supporting local government worker efforts to adapt  
331 research activities to fit the reality of the local environment:

332                    *“Well, I think that it [eSPT] is an opportunity, yes, because in fact*  
333                    *any sector has a guiding plan and no matter how much it may be at*  
334                    *the central level, when the province arrives we still have to adjust the*  
335                    *reality of the province and using the tool [eSPT] it can also help us to*  
336                    *guide our plan at the provincial level. I think it's an opportunity that*  
337                    *we can use a lot.” – Mozambique\_focus group discussion*

338    However, access to desktop or laptop computers within local governments was  
339    reported as an issue that could hinder roll out of the eSPT. Device access was not  
340    perceived as an issue at the central government level and in the research institutes.  
341    Participants also recognized and showed appreciation for the low computational power  
342    required.

343    Participants from all three countries made multiple requests to make the eSPT  
344    compatible with mobile devices. Mobile devices were perceived to be more broadly  
345    available, especially when conducting research planning activities ‘out in the field,’ a  
346    phrase used to describe entomological surveillance work conducted away from the  
347    research institutes or central government buildings. Participants advised that the eSPT  
348    be converted into a web app to provide broader device compatibility and address  
349    usability issues relating to software installation restrictions on work/government  
350    computers.

351    There were mixed views on whether participants would be supported by their  
352    organizations and/or senior colleagues to use the eSPT. Across all three countries,  
353    funding bodies and research institutes, who set standards and documentation formats,  
354    were perceived to hold a certain degree of control over software and guidelines used  
355    for entomological surveillance planning. Participants noted that the eSPT does not

356 provide a complete protocol in a format suitable for ethical approval or a funding  
357 proposal. Rather, it provides an initial scope of work that would need to be adapted  
358 and further developed to meet organizational standards and formats. For these  
359 reasons, there was uncertainty among the participants on whether the eSPT would be  
360 endorsed by their organization or other important external partners. Participants were  
361 optimistic that organizational leaders and/or their immediate superiors would support  
362 use of the eSPT given its perceived usefulness in the initial planning stages, but that  
363 uptake would hinge on effective and ongoing promotion among key stakeholders.  
364 Participants appeared motivated to promote the eSPT within their professional  
365 community:

366 *"The tool is very useful for us, we are saying this not only for lip*  
367 *service but we are sure it is useful. By the way the ministry is not*  
368 *poor; it can communicate with partners for necessary supports. As*  
369 *you all saw Vector Link believed on it and we can provide training.*  
370 *They [EPHI] are the research wings of MoH and if they endorse it, it*  
371 *will be great milestone. I am working as technical advisory there*  
372 *[VectorLink] so I will play my personal role." – Ethiopia\_focus group*  
373 *discussion*

374 Participants demonstrated positive attitudes, eagerness, readiness, preparedness,  
375 and acceptance towards computers and new software. Participants showed  
376 appreciation for the eSPT's aesthetics and found it enjoyable to use.

### 377 *eSPT Usefulness*

378 When discussing the usefulness of the eSPT, participants spoke about two use cases,  
379 the eSPT as a training tool and a planning tool. As a training tool, members of research

380 and teaching institutes felt the eSPT could be useful for MSc and/or PhD students in  
381 developing their proposals and understanding different research methods:

382 *"PHD students, masters' students, who are trying to develop their*  
383 *own research and planning kind of entomological surveillance, they*  
384 *would love a tool like this; it would make their work much more*  
385 *accessible and shorten the time that they have to sit down and to*  
386 *scratch their heads to think of what indicators to use and what*  
387 *methodologies to apply, you know, possible things.*

388 *Whilst those on the higher side, with positions of oversight, would be*  
389 *excited to use it, they would see it as a way that is going to facilitate*  
390 *the actual planning instead of having to do a lot of back and forth*  
391 *providing feedback, questions, comments on the planning of the*  
392 *people that they are trying to supervise or advise. It would make*  
393 *their work easier, in that sense they would be able to look at*  
394 *something tangible..." – Malawi\_focus group discussion.*

395 In this case, participants believed the eSPT could help students think in a systematic  
396 way and generate efficiencies in the learning and teaching process by providing a  
397 framework to build onto instead of a blank page. For senior researchers involved in  
398 capacity and career development, the eSPT had job relevance as a teaching tool,  
399 helping them to support their students/mentees/employees to transition from  
400 delivering other people's research plans to developing plans of their own.

401 For the more experienced participants, the eSPT reaffirmed existing knowledge, while  
402 systemizing the decision-making process, supporting identification of methods to  
403 maximize entomological surveillance resources:

404 *"It systematized things to me. I had been doing it traditionally. I*  
405 *actually know which vector sampling should be applied to which*  
406 *from my university training practices. But it has showed me setting*  
407 *minimum indicator, developing question, achieving the indicators*  
408 *and developing ways to achieve the indicators...It systemizes my*  
409 *tasks well and makes life simpler. Even though it is not new*  
410 *knowledge it systemizes the scattered ways here and there. "* –  
411 *Ethiopia\_follow up interview*

412 Participants felt the eSPT enhanced the training experience, providing an interactive  
413 and engaging space to learn. Appreciation was shown for the interactive decision  
414 trees, facilitating exploration of different methods and indicators:

415 *"For me, what I saw as useful and advantageous in the tool [eSPT]*  
416 *is also the possibility that we can learn from the tool. For example,*  
417 *when we look at those decision trees, it's like a puzzle. We can try to*  
418 *explore the different possibilities of how to use the entomological*  
419 *indicators to design a certain proposal." – Mozambique\_focus group*  
420 *discussion*

421 Discussion was held on whether use of the eSPT equates to 'cheating' as it collates  
422 scientific methodology and expert advice, a job typically assigned to early career  
423 researchers. This was often refuted by other participants in recognition of the fact that  
424 the eSPT only guides and informs the user and does not make decisions for them,  
425 equating the eSPT to web-based search engines. Discussions concluded with the  
426 notion that the eSPT does not replace the researcher, but it can make their work easier  
427 and their time more productive. It was advised that additional references be included

428 to encourage further reading and understanding of the entomological surveillance  
429 techniques.

430 As a planning tool, participants were very enthusiastic about the eSPT's potential to  
431 significantly reduce the time it takes to plan entomological research, some reportedly  
432 believing it could reduce the time by several days. Participants described how the  
433 eSPT enhanced productivity and 'streamlined' the planning process while helping  
434 them maximize limited resources through use of minimum essential indicators and  
435 guidance on sampling methods. This in turn would also provide content for resource  
436 and protocol amendment justifications, supporting communication with funding bodies  
437 and other important partners on why further resources or change is needed or  
438 beneficial. Continuing with the theme of communication and collaboration, some  
439 participants believed the eSPT had potential to reduce professional disagreements  
440 and the consequent delays:

441 *"...there could be a thousand ways to solve the [vector*  
442 *management] problem. For this, we need research, to do this*  
443 *research we have to plan, to plan the research appropriately, we*  
444 *have not to beat around the bush but to use simple tools. This*  
445 *[eSPT] is exceptionally important. It minimizes a lot of up and downs*  
446 *and idea conflicts and even between scientists. It makes them to*  
447 *have common understanding and to enter to the research directly.*  
448 *So, this saves time and resources..." – Ethiopia\_follow up interview*

449 While the usefulness of the eSPT's word document output was reportedly limited due  
450 to organizational format requirements, participants were still able to identify use cases

451 in which it could enable efficient and clear communication of surveillance and research  
452 plans and be a helpful tool for funding and ethics applications.

453 Participants recognized the primary target audience to be national malaria control  
454 programs. Depending on the participant's role and experience, the eSPT was either a  
455 useful tool to capacitate others in entomological surveillance planning, or a tool that  
456 made their job and studies easier through productivity gains. Members of research  
457 institutes could see potential in the eSPT beyond its primary target audience:

458 *"I think, trying to go into the mind of the people that designed the*  
459 *tool, I think it was designed from a more of a malaria programmatic*  
460 *point of view. You know... how to run, like... design for the people at*  
461 *the NMCP kind-of... which is great. We want to see that our malaria*  
462 *vector control programs are successful, and I think it's a tool that is*  
463 *exactly aimed at helping them to achieve that. So, that's very good*  
464 *um... however, I think the software has so much potential that you*  
465 *can use it for your experimental research in the lab. I mean, there is*  
466 *that potential when you look at the tool. There is that potential that it*  
467 *can be used for many other different things." – Malawi\_focus group*  
468 *discussion*

469 To reach this potential, numerous participants advised the content of the tool be  
470 expanded to include other vector borne diseases and entomological research  
471 activities. Associated with this were perceptions that the name eSPT (Entomological  
472 Surveillance Planning Tool) did not accurately reflect the scope of the tool.

473 *"Currently, at [our research institute], we are looking at sleeping*  
474 *sickness, Schistosomiasis and their corresponding vectors/ hosts*



475 *including Tsetse and snails. So, through reading the literature and*  
476 *scripts, I have also learnt that [our research institute] was also*  
477 *looking at elephantiasis, so it would be important if eSPT covers*  
478 *these areas so that entomologists should not be limited to malaria*  
479 *alone. They should also have other vector-borne diseases. "-*  
480 *Malawi\_follow up interview*

481 Participants were enthusiastic about the eSPT's potential and envisioned a range of  
482 activities and initiatives in which the software could prove useful. Such sentiments  
483 were at times caveated with advice to further test the eSPT in a professional work  
484 environment to gather evidence on its usefulness outside the facilitated workshop  
485 context.

#### 486 *Intended and Actual eSPT Use*

487 There were variations in reported intention to use the eSPT within the month following  
488 the training across the three countries. In Ethiopia, there was reported intention to use  
489 the eSPT 1) at upcoming national surveillance meetings after completion of the new  
490 national strategic plan, 2) individually for work related research protocol development,  
491 and 3) for student supervision. Participants had reportedly shared the eSPT with  
492 colleagues and intended to present the eSPT to other partners involved in the national  
493 strategic plan. Reported reasons for not using the eSPT since the workshops were  
494 being 'out in the field' and busy with non-planning related tasks.

495 In Malawi, reported intention to use the eSPT appeared to be driven by a perceived  
496 duty to evaluate the eSPT 'on the job' and provide further feedback for software  
497 improvement. Further intent to use the eSPT within their professional role was driven  
498 by the perceived efficiencies it could provide to the planning process. Participants held

499 expectations for future versions of the eSPT to be released covering other vectors and  
500 diseases evidenced by their interpretation of the name ‘entomological surveillance  
501 planning tool.’ Several participants did not view themselves as target users given their  
502 extensive knowledge of the research planning process and/or their career stage.  
503 Participants were motivated to encourage their colleagues to use the eSPT and were  
504 confident they could teach them how to use it. Overall, the eSPT appealed most to  
505 students and junior researchers.

506 In Mozambique, there were reported intentions to use the eSPT to support  
507 development of operational plans under the next national strategic plan for malaria  
508 control. There were also reported intentions to use the eSPT individually for malaria  
509 and non-malaria related research activities with similar calls for the scope to be  
510 extended to include other vector borne diseases. Participants had reportedly shared  
511 and presented the eSPT to colleagues not at the training.

512 With regards to reported actual use, most participants did not use the eSPT in the  
513 month following the training. While there was a strong intention to use the eSPT, and  
514 participants could see several professional benefits, most admitted that they had ‘not  
515 had chance’ or ‘got around’ to using the eSPT. This speaks to the very specific  
516 circumstances in which the software is useful. Reported use of the eSPT in the month  
517 following the training was predominantly among junior researchers to 1) think through  
518 a new research project, or 2) practice using the eSPT. In Ethiopia, participants  
519 reportedly used guidance from the ESPT document to adjust the sample size of an  
520 ongoing project given resource limitations.

## 521 **Discussion**

522 This study evaluated the influence of facilitated use of the eSPT on user acquisition  
523 and retention of entomological surveillance knowledge, confidence to develop  
524 entomological surveillance plans and acceptability and usability of the eSPT in relation  
525 to technology adoption. Quantitative measures of knowledge acquisition and retention  
526 indicate the eSPT's potential to enhance knowledge of question-based, locally  
527 tailored, and cost-effective entomological surveillance planning among relevant  
528 professionals. Participants across the three pilot countries were all highly educated  
529 professionals, knowledgeable about entomological surveillance and vector control.  
530 The modest increase in knowledge suggests that the eSPT contained new information  
531 and concepts beneficial to those already experienced in entomological surveillance  
532 planning. Even in Malawi, where there was no significant increase in knowledge  
533 observed, participants demonstrated appreciation for the systemized way of thinking  
534 facilitated by the eSPT and saw its potential as a teaching and mentoring tool, with  
535 similar sentiments expressed across the other pilot countries. Early career  
536 researchers, MSc and PhD students saw benefit in the productivity gains from the  
537 eSPT. The positive response to the eSPT as a learning and teaching tool can be  
538 explained in part by the positive affective-motivational states that occurred during the  
539 facilitated workshop, in which participants described the workshop as engaging,  
540 enjoyable and relevant. Previous research has shown that learning can be enhanced  
541 by increasing the prevalence of positive affective-motivational states such as interest,  
542 engagement, and enjoyment (19, 20). In this regard, the eSPT could prove to be a  
543 useful tool in efforts to address the lack of skilled in-country entomologists, which has  
544 previously been identified as a key gap in the capacity of NMCPs to conduct vector  
545 surveillance (21). It should be noted that the eSPT is not designed to replace traditional

546 forms of education and professional development needed to become a skilled  
547 entomologist.

548 In addition to knowledge change, an individual's sense of self-efficacy has been found  
549 to correlate with intended and actual changes in work practices (22). Facilitated use  
550 of the eSPT improved target users' confidence in their abilities related to surveillance  
551 planning and data-driven decision making. The eSPT may therefore support  
552 individuals and organizations that have not previously planned or implemented  
553 entomological surveillance to take on that role. A prominent challenge in malaria  
554 control in Sub-Saharan Africa is heterogeneity of transmission, whereby effectiveness  
555 of different interventions can vary between different geographical zones. Devolution  
556 of health services from national to county/ provincial level provides opportunity to  
557 develop and implement locally tailored and contextually-relevant entomological  
558 surveillance and vector control interventions. Unfortunately, many local governments  
559 across Africa lack the skilled personnel required to manage and implement  
560 entomological surveillance activities (23). Participants of the study saw the eSPT's  
561 potential to facilitate devolution of planning activities to the provincial or district level;  
562 however, this was caveated with recommendations to further evaluate the eSPT  
563 among local government workers and adapt the tool to be compatible on mobile  
564 devices to improve accessibility. On the assumption that baseline knowledge and self-  
565 efficacy would be much lower among local government workers compared to the  
566 national and research institute representatives recruited for this study, further  
567 evaluation of the eSPT among this sub-group of target users would be beneficial. This  
568 would also provide opportunity to investigate the long-term impact of self-efficacy on  
569 work practices, acknowledging that an individual's confidence in their ability and their

570 actual knowledge and ability are not always equally matched and there may be  
571 instances in which use of the eSPT leads to overconfidence (24).

572 The overwhelming positive response to the eSPT's usability could be a strong  
573 predictor for technology adoption. Perceived ease of use has been found to directly  
574 influence perceived enjoyment (25), and perceived enjoyment has been identified as  
575 an important predictor in intention to adopt certain software products (26).  
576 Development approaches such as user-centered agile software development (10)  
577 have been found to improve the quality of the developed product and the usability (27);  
578 suggesting that the approach used to design and develop the eSPT was an important  
579 factor in how it was perceived by target users.

580 Despite participants' views on the usability, perceived enjoyment, and usefulness of  
581 the eSPT as a planning tool and reported intent to use it to support entomological  
582 surveillance planning activities, in the month following the facilitated workshop there  
583 was minimal reported actual use of the eSPT. One explanation for this finding was the  
584 niche focus of the eSPT on malaria and mosquitoes. This is likely to negatively impact  
585 on adoption of the eSPT as technology that is used infrequently (i.e. once-per-year  
586 annual surveillance planning) and only useful in very niche use cases is prone to being  
587 forgotten. Adoption of the eSPT is therefore likely to be dependent on ongoing  
588 advocacy and active marketing within relevant networks.

## 589 **Limitations**

590 A key limitation of the study was the timing of the facilitated workshops as these did  
591 not align with entomological surveillance planning cycles in-country. Timing of the  
592 workshops may have negatively impacted on the perceived usefulness of the eSPT.  
593 In addition to this, follow up interviews one month post workshop did not provide a

594 sufficient amount of time to identify any changes in work practices involving use of the  
595 eSPT. While target users could see the eSPT's potential to generate significant  
596 efficiencies in the planning process, their professional roles and responsibilities often  
597 expanded beyond entomological surveillance for malaria control which negatively  
598 impacted on the perceived job relevance of the eSPT. Expanding the content to  
599 include other vector borne diseases and/or health related surveillance would broaden  
600 the usefulness of the software, especially among researchers and academics.

601 As with all qualitative research, caution should be taken when generalizing the findings  
602 to other contexts. However, as there were commonalities in the themes identified  
603 across the three pilot countries, the findings may still hold relevance to other similar  
604 contexts.

605 Certain terms used by interview participants did not have a direct English translation  
606 which, at times, led to ambiguity in the data during the translation process. To mitigate  
607 against the risk of misinterpretation, transcription and translation of interviews not  
608 conducted in English was carried out by local researchers fluent in the respective  
609 language.

## 610 **Conclusions**

611 This study demonstrates the benefits of the facilitated eSPT workshop on  
612 entomological surveillance knowledge acquisition and retention and confidence to  
613 develop entomological surveillance plans. Qualitative findings indicate acceptance of  
614 the eSPT among key stakeholders and target users and an intention to adopt the  
615 software for entomological surveillance planning and training activities.

616 Findings from this study indicate that interactive digital toolkits can be an engaging,  
617 efficient, and accessible way to build research and surveillance capacity within

618 relevant organizations and local authorities. This is achieved by combining information  
619 and guidance, with functions that enable the development of a planning document, in  
620 an easy-to-follow stepwise process. To maximize the usability and usefulness of these  
621 toolkits, target users must be engaged and centered in the design and development  
622 process.

## 623 **List of Abbreviations**

## 624 **Declarations**

### 625 ***Ethics approval and consent to participate***

626 Ethical approval for the study was obtained from LSTM Research Ethics Committee  
627 (22-019), University of California, San Francisco Institutional Review Board (347594),  
628 AHRI/ALERT Ethics Review Committee (PO-50-22), University of Malawi, College of  
629 Medicine Research and Ethics Committee (P.08/22/3710), and Comité Nacional de  
630 Bioética para a Saúde de Moçambique (143/CNBS/2022). Written informed consent  
631 was obtained from all participants prior to data collection.

### 632 ***Consent for publication***

633 All authors have read, commented and approved the manuscript for publication.

### 634 ***Availability of data and materials***

635 The datasets generated and/or analyzed during the current study are available from  
636 the corresponding author on reasonable request. Assessment instruments and topics  
637 guides are included as additional files.

### 638 ***Competing interests***

639 CH, SG, MC, NL are members of the eSPT development team, as the tool is free to  
640 use and distribute, they do not stand to gain financially from the publication of this  
641 manuscript.

642 **Funding**

643 Development and evaluation of the eSPT was funded by the Bill and Melinda Gates  
644 Foundation [Grant number INV-024346] through the University of California, San  
645 Francisco Malaria Elimination Initiative.

646 **Authors contributions**

647 CH designed the eSPT, designed the study, analyzed the data, wrote the manuscript.  
648 SG inputted on the eSPT design, collected the data, analyzed the data, wrote the  
649 manuscript. MC designed the eSPT, reviewed the study protocol, reviewed the  
650 manuscript. MO inputted on the eSPT design, collected the data, reviewed the  
651 manuscript. MM translated training materials and data collection forms into  
652 Portuguese from English. DM provided oversight for eSPT evaluation, supported IRB  
653 submission processes, led in-country stakeholder engagement and dissemination in  
654 Mozambique. TM, EG and BC provided oversight for eSPT evaluation and stakeholder  
655 engagement in Malawi, Ethiopia and Mozambique, respectively. BK, TC, EM, LK, MM,  
656 YM, NT collected the data, analyzed the data, reviewed the manuscript. ED inputted  
657 on the study design and facilitated the user-centered design activities. AT and EV  
658 designed the ESPT and training material, inputted on the eSPT design, and reviewed  
659 the manuscript. ET facilitated the eSPT workshop, reviewed the manuscript, and  
660 provided oversight of study implementation. NL designed the eSPT, facilitated the  
661 eSPT workshop, reviewed the manuscript.

662 **Acknowledgements**

663 We would like to acknowledge Bobby Farmer (co-producer and director of EM  
664 Studios), Aitor Prado (lead coder), Lindi Harrison (lead artist) for bringing our vision of  
665 the eSPT to life. We would also like to acknowledge the participants and their  
666 respective organizations, for sharing their time and valuable insights.



## 667 **Data Availability**

668 Data underpinning the results of this study are available upon request by email to the  
669 corresponding author [charlotte.hemingway@lstmed.ac.uk](mailto:charlotte.hemingway@lstmed.ac.uk)

670 Transcripts will be shared at the corresponding authors discretion with identifiable information  
671 redacted to protect the participants' anonymity.

## 672 **References**

673 1. Lobo NF, Achee NL, Greico J, Collins FH. Modern Vector Control. Cold Spring Harb  
674 Perspect Med. 2018;8(1).

675 2. Bhatt S, Weiss DJ, Cameron E, Bisanzio D, Mappin B, Dalrymple U, et al. The effect  
676 of malaria control on Plasmodium falciparum in Africa between 2000 and 2015. Nature.  
677 2015;526(7572):207-11.

678 3. Lengeler C. Insecticide-treated bed nets and curtains for preventing malaria. Cochrane  
679 Database Syst Rev. 2004(2):Cd000363.

680 4. Lindsay SW, Thomas MB, Kleinschmidt I. Threats to the effectiveness of insecticide-  
681 treated bednets for malaria control: thinking beyond insecticide resistance. The Lancet Global  
682 Health. 2021;9(9):e1325-e31.

683 5. Okumu FO, Moore SJ. Combining indoor residual spraying and insecticide-treated  
684 nets for malaria control in Africa: a review of possible outcomes and an outline of suggestions  
685 for the future. Malaria Journal. 2011;10(1):208.

686 6. Ávila MI, Vajda É A, Jeffrey Gutiérrez E, Gibson D, Renteria MM, Presley N, et al.  
687 Entomological Surveillance Planning Tool (ESPT)-generated actionable evidence on human  
688 and vector behaviours optimizes present interventions and reduces exposure to Anopheles  
689 vectors in two communities of Guna Yala, Panamá. Malar J. 2023;22(1):26.

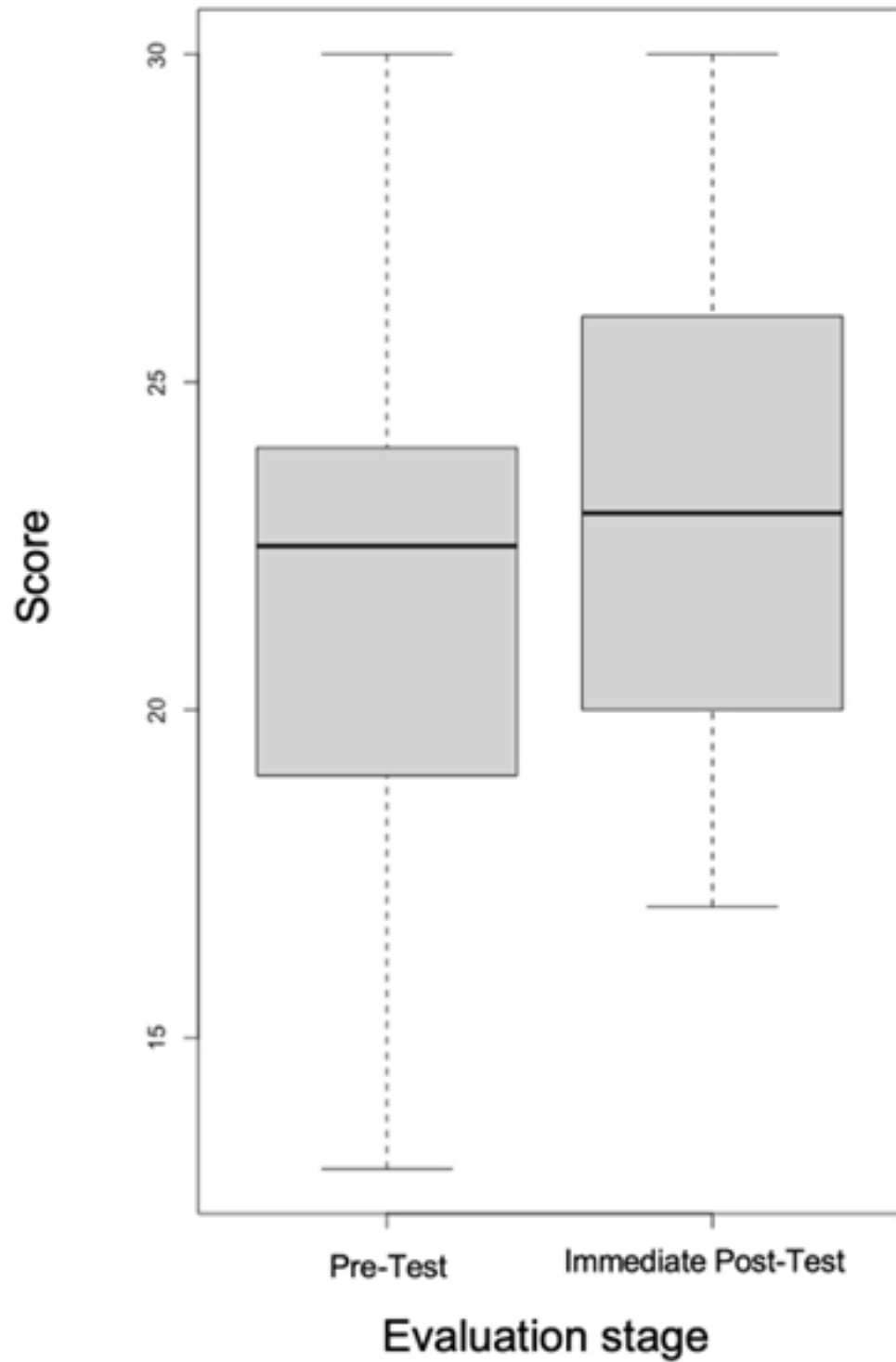
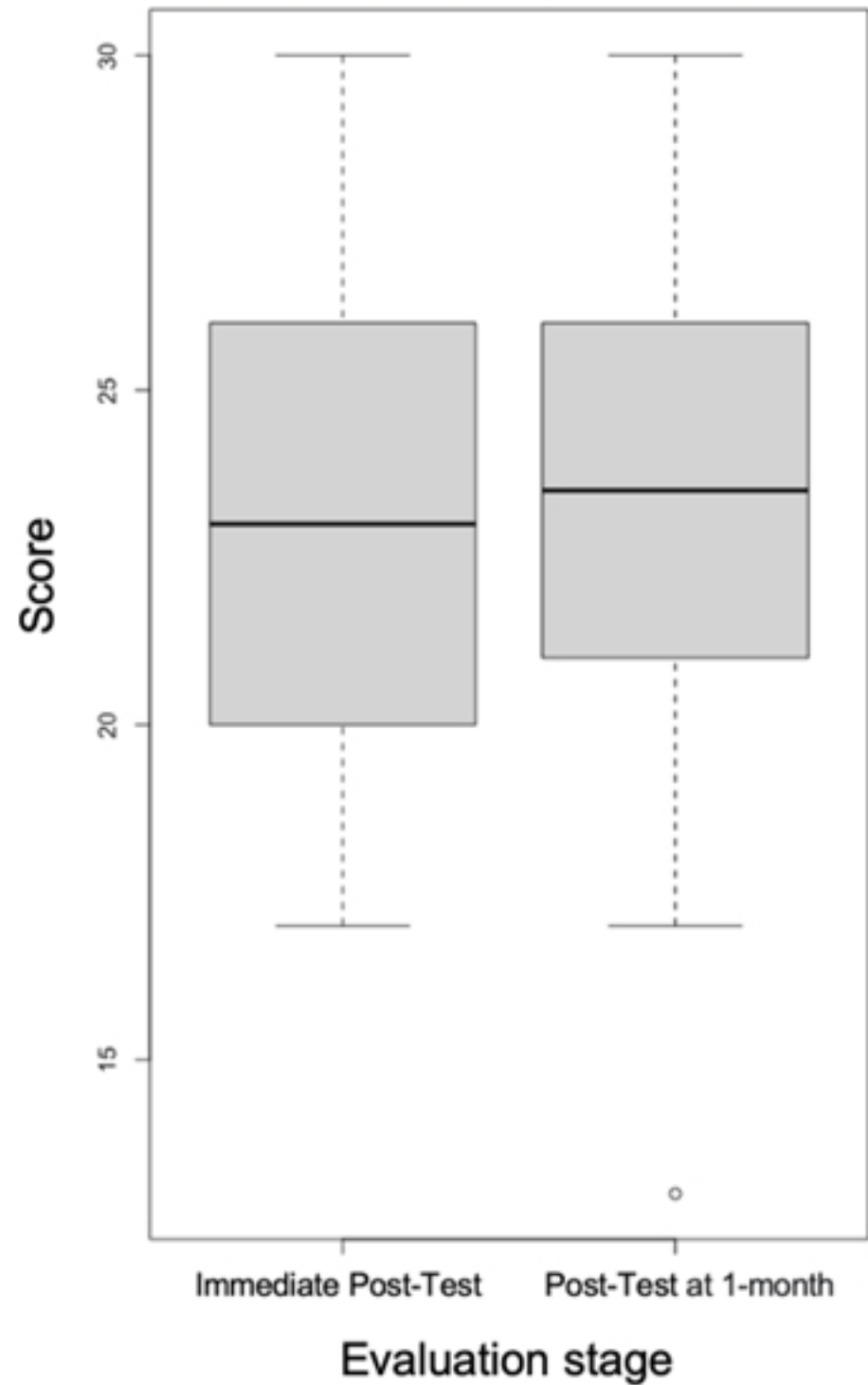
690 7. Health RoKMo. Kenya Malaria Vector Surveillance Operational Guidelines. In:  
691 Programme DoNM, editor. 2020.

692 8. Health TRoUMo. ENTOMOLOGICAL SURVEILLANCE FRAMEWORK. In: Division  
693 NMC, editor. 2022.

- 694 9. SANTÉ RDDCMDL. Directives Nationales de Surveillance entomologique et de Suivi  
695 & évaluation des interventions de lutte contre les vecteurs du paludisme en RDC. In: (P.N.L.P)  
696 PNDLCLP, editor. 2021.
- 697 10. Brhel M, Meth H, Maedche A, Werder K. Exploring principles of user-centered agile  
698 software development: A literature review. *Information and Software Technology*.  
699 2015;61:163-81.
- 700 11. Thomsen EK, Hemingway C, South A, Duda KA, Dormann C, Farmer R, et al.  
701 ResistanceSim: development and acceptability study of a serious game to improve  
702 understanding of insecticide resistance management in vector control programmes. *Malaria*  
703 *Journal*. 2018;17(1):422.
- 704 12. Lewis JR. The System Usability Scale: Past, Present, and Future. *International Journal*  
705 *of Human–Computer Interaction*. 2018;34(7):577-90.
- 706 13. Venkatesh V, Davis FD. A Theoretical Extension of the Technology Acceptance Model:  
707 Four Longitudinal Field Studies. *Management Science*. 2000;46(2):186-204.
- 708 14. Organization GWH. World malaria report 2021. 2021.
- 709 15. Organization EWH. 2023. [cited 2023]. Available from:  
710 [https://www.afro.who.int/countries/ethiopia/news/malaria-deaths-fall-vector-resistance-](https://www.afro.who.int/countries/ethiopia/news/malaria-deaths-fall-vector-resistance-insecticides-worrying-trend#:~:text=Between%202017%20and%202019%2C%20the%20number%20of%20malaria%20deaths%20in,180%20deaths%20reported%20in%202022)  
711 [insecticides-worrying-](https://www.afro.who.int/countries/ethiopia/news/malaria-deaths-fall-vector-resistance-insecticides-worrying-trend#:~:text=Between%202017%20and%202019%2C%20the%20number%20of%20malaria%20deaths%20in,180%20deaths%20reported%20in%202022)  
712 [trend#:~:text=Between%202017%20and%202019%2C%20the%20number%20of%20malaria](https://www.afro.who.int/countries/ethiopia/news/malaria-deaths-fall-vector-resistance-insecticides-worrying-trend#:~:text=Between%202017%20and%202019%2C%20the%20number%20of%20malaria%20deaths%20in,180%20deaths%20reported%20in%202022)  
713 [a%20deaths%20in,180%20deaths%20reported%20in%202022](https://www.afro.who.int/countries/ethiopia/news/malaria-deaths-fall-vector-resistance-insecticides-worrying-trend#:~:text=Between%202017%20and%202019%2C%20the%20number%20of%20malaria%20deaths%20in,180%20deaths%20reported%20in%202022).
- 714 16. Mategula D, Mitambo C, Sheahan W, Masingi Mbeye N, Gumbo A, Kwizombe C, et  
715 al. Malaria Burden Stratification in Malawi- A report of a consultative workshop to inform the  
716 2023-2030 Malawi Malaria Strategic Plan [version 1; peer review: 1 approved, 2 approved with  
717 reservations]. *Wellcome Open Research*. 2023;8(178).
- 718 17. Republic of Mozambique MoHNDOPH. Malaria Strategic Plan 2017-2022. 2017.
- 719 18. Initiative USPsM. Mozambique Malaria Operational Plan FY 2023. 2022.

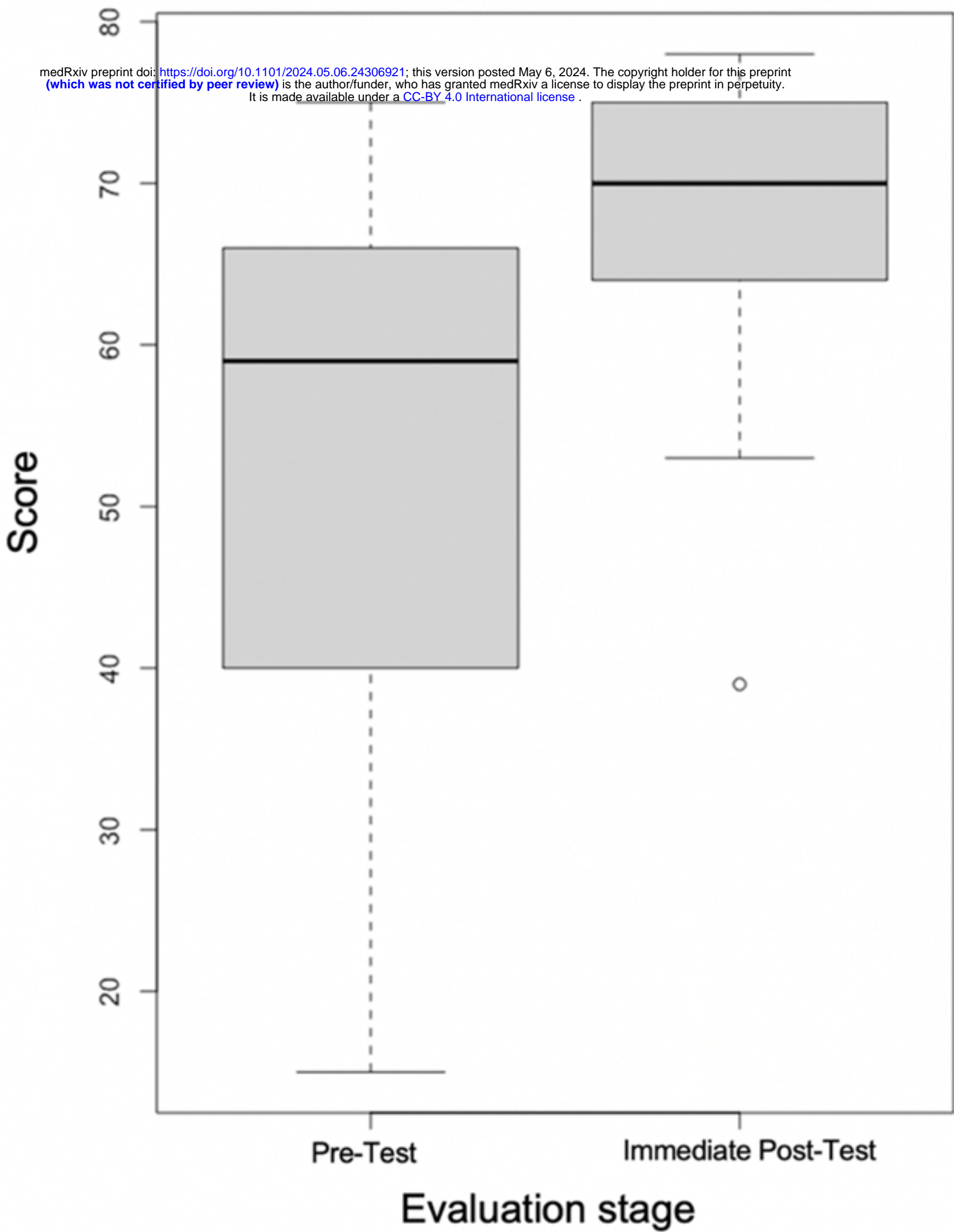
- 720 19. Brom C, Děchtěrenko F, Frollová N, Stárková T, Bromová E, D’Mello SK. Enjoyment  
721 or involvement? Affective-motivational mediation during learning from a complex  
722 computerized simulation. *Computers & Education*. 2017;114:236-54.
- 723 20. Pekrun R, Linnenbrink-Garcia L. Academic Emotions and Student Engagement. In:  
724 Christenson SL, Reschly AL, Wylie C, editors. *Handbook of Research on Student*  
725 *Engagement*. Boston, MA: Springer US; 2012. p. 259-82.
- 726 21. Russell TL, Farlow R, Min M, Espino E, Mnzava A, Burkot TR. Capacity of National  
727 Malaria Control Programmes to implement vector surveillance: a global analysis. *Malaria*  
728 *Journal*. 2020;19(1):422.
- 729 22. Williams BW, Kessler HA, Williams MV. Relationship Among Practice Change,  
730 Motivation, and Self-Efficacy. *Journal of Continuing Education in the Health Professions*.  
731 2014;34(S1):S5-S10.
- 732 23. Githure JI, Yewhalaw D, Atieli H, Hemming-Schroeder E, Lee MC, Wang X, et al.  
733 Enhancing Malaria Research, Surveillance, and Control in Endemic Areas of Kenya and  
734 Ethiopia. *Am J Trop Med Hyg*. 2022;107(4\_Suppl):14-20.
- 735 24. Paunonen SV, Hong RY. Self-Efficacy and the Prediction of Domain-Specific Cognitive  
736 Abilities. *Journal of Personality*. 2010;78(1):339-60.
- 737 25. Rodrigues LF, Oliveira A, Costa CJ. Does ease-of-use contributes to the perception of  
738 enjoyment? A case of gamification in e-banking. *Computers in Human Behavior*. 2016;61:114-  
739 26.
- 740 26. Kumar Kakar A. How do Perceived Enjoyment and Perceived Usefulness of a Software  
741 Product Interact over Time to Impact Technology Acceptance? *Interacting with Computers*.  
742 2017;29(4):467-80.
- 743 27. Schwartz L. Agile-User Experience Design: does the involvement of usability experts  
744 improve the software quality? *International Journal on Advances in Software*. 2014;7.

745

**A****B**

Results fig 1

medRxiv preprint doi: <https://doi.org/10.1101/2024.05.06.24306921>; this version posted May 6, 2024. The copyright holder for this preprint (which was not certified by peer review) is the author/funder, who has granted medRxiv a license to display the preprint in perpetuity. It is made available under a [CC-BY 4.0 International license](https://creativecommons.org/licenses/by/4.0/).



Results fig 2