

1 **Mapping the Global Landscape of Task Shifting and Sharing:**

2 **A Bibliographic Analysis from 1970 to 2022**

3

4 **Shukanto Das ^{1*}, Liz Grant ¹**

5

6 ¹ Usher Institute, University of Edinburgh, Edinburgh, United Kingdom

7

8 * Corresponding author

9 E-mail: shukanto.das@ed.ac.uk (SD)

NOTE: This preprint reports new research that has not been certified by peer review and should not be used to guide clinical practice.

10 **Abstract**

11 Task shifting and sharing (TS/S) are strategies for redistributing healthcare services from more
12 specialised to less-qualified providers. It aims to optimise service delivery, particularly in
13 resource-constrained settings with workforce shortages. Our paper provides an overview of
14 the global landscape of TS/S research, examining the geographic distribution, publication
15 trends, variation in descriptors for TS/S and the disease focus of articles on TS/S. We searched
16 five databases in October 2022, namely Medline, CINAHL Plus, Elsevier, Global Health and
17 Google Scholar. Our bibliographic analysis included 2,072 articles related to TS/S. We
18 extracted data on the countries where the studies were based, the terminology used to
19 describe task redistribution, and the specific disease focus of the publications. The findings
20 were then visualised and analysed to uncover trends and insights. The results revealed that
21 TS/S research has been most extensively conducted in certain African and South Asian
22 countries, particularly South Africa, India, Uganda, Kenya and Malawi. The terminology used
23 to describe task redistribution varied, with "task shifting" being the most common term
24 (66.0%), followed by "task sharing" (24.0%), "task delegation" (6.0%), and "task shifting and
25 sharing" (3.9%). The disease focus of the publications was diverse, with HIV (n=450) and
26 depression (n=375) being the most studied conditions, A major proportion of articles (42.5%)
27 did not carry a disease focus, instead concentrated on broader health systems strengthening
28 and policy issues. In conclusion, our study offers insights into the global landscape of TS/S
29 research, highlighting the geographic disparities, terminology nuances and disease-specific
30 applications. We believe our findings can inform future research and practice, including the
31 need for standardisation of terminology, targeted implementation efforts, expansion of
32 disease-specific applications and a focus on comprehensive systems strengthening. By

- 33 addressing these considerations, stakeholders can optimise the impact of TS/S strategies and
- 34 improve healthcare delivery and outcomes globally.

35 **Background**

36 The global healthcare workforce is facing a serious crisis. At the 2017 Global Forum on Human
37 Resources for Health (HRH), the World Health Organization (WHO) projected a need for
38 approximately 40 million additional healthcare providers by 2030. It warned that the world
39 could face a deficit of 18 million HRH, which would represent more than one in five of the 80
40 million healthcare providers required at that time [1,2]. The shortfall in HRH can be attributed
41 to various factors. Challenges in attracting and retaining staff, particularly in remote regions
42 [3,4], along with issues such as uneven distribution, high turnover rates and migration [5],
43 insufficient investment in skills development and training [6], and a lack of both financial and
44 non-financial incentives [1] are major contributors to the problem. Demographic and disease
45 profile changes and weak health information systems, compound the crisis. The COVID-19
46 pandemic further highlighted deficiencies in healthcare systems worldwide, underscoring the
47 urgent need for strategic planning, investment in infrastructure and support for HRH to
48 become more resilience for future crises [7].

49
50 Indeed, addressing HRH shortages requires a multifaceted approach. Recruitment of
51 providers can be increased via scholarships, loan forgiveness programs or other incentives to
52 work in underserved areas [8]. Investing more in education and skill development, including
53 in vocational training for healthcare professionals, can also help meet demands [6]. Improving
54 working conditions, providing competitive salaries, benefits, opportunities for professional
55 development and mentorship and addressing burnout can help retain staff [9–11]. Policy
56 interventions, such as scope-of-practice reforms may enable providers such as nurse
57 practitioners to undertake more duties independently and enhance the capabilities of existing

58 HRH and alleviate shortages; the potential of which has been reviewed across several
59 countries [12], including as the USA [13,14], India [15] and Israel [16].

60

61 Two approaches which align closely with the aforementioned strategies for addressing HRH
62 shortages are task shifting and task sharing (TS/S). The WHO describes task shifting as the
63 transfer or movement of tasks across professional hierarchies of HRH [17]. For example, the
64 reassigning of particular services typically delivered by highly trained professionals, such as
65 doctors, onto others who have lesser training in comparison, such as nurses or community
66 health workers. Whereas task sharing is more collaborative in nature and can include a team
67 of doctors, nurses or other allied professionals, leveraging each other's skills [18–20]. Both
68 strategies intend to optimise the use of available HRH and expand their scopes of practice.

69 TS/S can be achieved by outlining responsibilities to be transferred, providing competency-
70 focused training to new cadres and continuous monitoring and evaluating [17,18]. TS/S
71 enhances the overall capacity of a system. By providing opportunities for professional growth
72 and allowing HRH to expand their scope of practice, TS/S can increase job satisfaction and
73 engagement and contribute to workforce retention. Moreover, by relieving overburdened
74 staff and fostering a supportive environment, TS/S can mitigate burnout and improve work-
75 life balance. TS/S has a long and successful history as a healthcare delivery strategy. Historical
76 examples include the Chinese barefoot doctors [21] and Russian Feldshers [22], who delivered
77 preventive care, diagnostics and emergency care to patients without access to specialist
78 providers. TS/S has been used in surgery, obstetrics, anaesthesia and ophthalmology [23,24],
79 as well as in caring for people living with human immunodeficiency virus [17,25], mental
80 health services [26–28], managing hypertension, diabetes and obstructive lung diseases [29],
81 offering family planning services [30] and screening for cervical cancer [31]. Task shifting was

82 key in maintaining health services in the face of unprecedented patient surges during the
83 pandemic. By delegating tasks to less-specialised providers, systems expanded capacities to
84 respond to COVID-19, while continuing to address other pressing needs [32]. As healthcare
85 needs continue to evolve post the pandemic, TS/S will continue to be crucial in creating
86 sustainable healthcare workforces, strengthening resilience and ensuring delivery of
87 improved quality services [32,33].

88

89 We are developing a new strategic implementation framework for TS/S as per the registered
90 protocol cited here [34]. One of the early phases of this process was to review literature and
91 map out evidences of TS/S from across all contexts and areas of healthcare. We were really
92 interested to visualise the distribution of evidences or studies on TS/S on a global map and
93 the year-wise distribution of these citations. We wanted to appreciate the variance in
94 terminologies used to describe the process of TS/S between higher to lower cadres of HRH
95 and examine which diseases or health conditions employed TS/S. To achieve this, we
96 conducted a bibliographic analysis of published literature on TS/S. We chose to do
97 bibliographic analysis as it allows parsing through thousands of citations at a time and
98 examine relationships between research constituents, such as authors, countries or keywords
99 [35]. Bibliographic analysis can be used to unpack trends, including emerging structures and
100 themes, citation performances, collaboration patterns and priorities among scholars [36–38].
101 It is objective in nature, but can also be topped up with subjective thematic analysis, which
102 can help meaningfully interpret literature [35]. For example, a bibliographic analysis on task
103 shifting pertaining to nursing professionals from the year 2020, identified the most prolific
104 scholars on the subject, connections within peers working on TS/S, as well as made a case for
105 increased usage of digital technology in the facilitation of TS/S [39]. We sought to gain a

106 broader overview of TS/S, considering all cadres of HRH, in order to place our research and
107 the process of developing our implementation framework in the context of the larger
108 landscape of health services research. In this paper, we report our findings from the
109 bibliographic analysis on published literature on TS/S between the years 1970-2022.

110

111 **Methodology**

112 We aimed to answer four questions: (A) What is the distribution of evidences or studies on
113 TS/S as visualised on a world map? (B) What is the year-wise distribution of these evidences
114 or studies? (C) What is the variance in terminologies used to describe TS/S between higher to
115 lower cadres of HRH? (D) Which diseases or health conditions do these evidences or articles
116 focus on? We used the following words and variations thereof to develop a search query:
117 ("task shifting" OR "task sharing" OR "task shifting and task sharing" OR "task transfer" OR
118 "task delegation" OR "TS/S") AND ("healthcare" OR "health" OR "healthcare services"). We
119 ran the search across five databases in October 2022, namely Medline, CINAHL Plus, Elsevier,
120 Global Health and Google Scholar. The search was not restricted to a time period, aiming to
121 find all articles published on TS/S from the beginning. Our search returned 5,754 citations.
122 We imported these onto Covidence software [40] for screening. Duplications were removed.
123 All records were manually screened by titles and abstracts. We included all articles related to
124 the TS/S between higher to lower cadres of HRH. We included articles on both in-hospital and
125 out-of-hospital settings, including all study designs, review articles and those from all
126 geographical contexts. Articles covering any disease or health conditions were included. Only
127 citations in English were included. PhD or masters dissertations were excluded. Irrelevant
128 articles, such as studies relating to task switching in cognitive science and learning, were

129 excluded. See **Fig1** for the flow diagram of search and selection process of citations. Detailed
130 protocol is included as supplementary material **S1**. We used the BIBLIO checklist [41] to report
131 our analysis (see supplementary material **S2**). SD performed the screening and LG supervised
132 this to ensure accuracy and consistency. If there were doubts or discrepancies during
133 screening, these were addressed via discussions. 2,072 citations were included in the final
134 analysis. A spreadsheet containing titles, author list, full abstracts, publication years and
135 indexing information was exported from Covidence. Supplementary file **S3** enlists all of these
136 citations. We wrote a program in Python language and used Google Colaboratory [42] to run
137 it and extract the following information from each citation: 1) Whether the study is based out
138 of single or multiple countries and if so, a list of all these countries. A reference list containing
139 country names and their alternate names was used to extract corresponding words from the
140 spreadsheet. 2) What keywords or in-text terms are used to describe TS/S. A list of words
141 such as “task shifting”, “task sharing”, “task shifting and sharing”, “task delegation”, “task
142 transfer” and variations thereof was used as reference for extraction. 3) Which diseases or
143 conditions do articles focus on. Disease names as per the WHO Global Health Estimates, which
144 hosts the leading causes of death and disability globally [43], were used as reference. While
145 most data were extracted successfully by the program, we found gaps in a few entries. These
146 gaps were filled manually by SD. For instance, terminology data was not captured for 297
147 citations, so SD read full-texts of these papers and supplemented the information manually.

148

149 **Fig1: Flow diagram of search and selection process of citations.**

150

151 **Results**

152 Of the 2,072 articles in our analysis, titles or abstracts of 1,416 articles (68.3%) listed which
153 countries these studies were based out of. 75.8% (n=1074) of these were based out of single
154 countries. These were from across 99 countries; with highest number of publications based
155 on TS/S in South Africa (n=183), India (n=115), Uganda (n=77), Kenya (n=74) and Nigeria
156 (n=58). Factoring in the other 342 multi-country studies, we noted that TS/S has been most
157 extensively studied in South Africa (n=201), followed by India (n=130), Uganda (n=109), Kenya
158 (n=106) and Malawi (n=86). **Fig2** shows the geographic distribution of publications on TS/S on
159 the world map. Note that only papers containing single-country studies are considered in this
160 visualisation. Furthermore, we used World Bank data [44] to visualise the distribution of these
161 countries as per their income levels (See **Fig3**). Low middle-income countries (n=30), including
162 India, Kenya and Nigeria, have published the most on TS/S. USA, Canada, UK and other high-
163 income countries (n=29) follow at close second. Upper middle-income countries (n=20),
164 including South Africa, Brazil, China and low-income countries (n=20) such as Uganda, Malawi
165 and Ethiopia, have published on TS/S equally. Since our search was not limited to a time
166 period, our analysis reported articles on TS/s from as early as the year 1970. **Fig4** shows the
167 trends of publications on TS/S from 1970 up until 2022 October. We noted a rapid rise in
168 publications since 2006–2008.

169

170 **Fig2: Global distribution of publications on task shifting and sharing (1970-2022). An**
171 **increasing number of publications is represented by the gradient from light yellow (low) to**
172 **bright red (high). Countries shown in white indicate no papers in our analysis.**

173

174 **Fig3: Distribution of countries with publications on TS/S between 1970–2022, categorised**
175 **by their income-level profiles**

176

177 **Fig4: Publication trends of papers on TS/S between years 1970–2022**

178

179 Articles varied in how they describe the movement of tasks from higher to lower cadres of
180 HRH. 1,369 publications used the words “task shifting” (66.0%), 492 articles used “task
181 sharing” (24.0%), 117 articles used “task delegation” (6.0%), 81 articles expressed it as “task
182 shifting and sharing” (3.9%) and the other 13 articles used “task transfer”. **Fig5** depicts this
183 distribution. Furthermore, with regards to the disease focus of the articles in the study, only
184 1,192 (57.5%) citations report a specific disease focus. These are spread across a total of 37
185 diseases categories, as per the Global Health Estimates classification [43]. HIV (n=450) and
186 depression (n=375) are the most studied diseases with respect to TS/S; followed by
187 publications on diabetes (n=69), tuberculosis (n=65), anxiety (n=40), maternal health (n=32),
188 hepatitis (n=23) and more. **Fig6** depicts this distribution. While the other 882 articles did not
189 carry disease names in their abstracts or titles, they focus on issues such as overall health
190 systems strengthening, resource and services organisation, health policy and health
191 economics.

192

193 **Fig5: Variation of terminology used to describe task shifting and sharing used in publication**
194 **between 1970–2022**

195

196 **Fig6: Classification of papers on task shifting and sharing between 1970–2022 as per their**
197 **disease focus**

198

199 **Discussion**

200 We present the findings grouped under the four questions discussed previously in the
201 methodology section.

202

203 **Global distribution of research on task shifting and sharing**

204 Our analysis provides insights into the geographic distribution of research on TS/S. Findings
205 indicate that TS/S has been most extensively studied in certain African and South Asian
206 regions, particularly South Africa, India, Uganda, Kenya and Malawi. The high volume of
207 publications on TS/S originating from these nations suggests that the practice of TS/S has
208 been a focus of research or practice in these low-and middle-income regions. This aligns with
209 the broader literature, which has also remarked TS/S as an key strategy for expanding access
210 to services in resource-constrained settings, where HRH shortages are most acute.
211 Interestingly, our results show that low and lower-middle income countries, such as India,
212 Kenya and Nigeria, have published the most on TS/S, followed closely by high-income
213 countries like the USA, Canada and the UK. This indicates that TS/S is a topic of global interest
214 and relevance, with research being conducted across a range of economic contexts. The
215 finding that upper-middle income countries, including South Africa, and low-income
216 countries, such as Uganda and Malawi, have published on TS/S to a similar extent is also
217 noteworthy. This suggests that the challenges and opportunities around TS/S may transcend
218 strict income classifications, and lessons learned in one setting may be applicable to others.
219 It would be crucial to explore the particular drivers and facilitators that have enabled TS/S
220 research and implementation efforts in low- and middle-income settings. Factors like
221 healthcare workforce gaps, disease burden, health infrastructure and policy environments
222 are likely key considerations. Analysing these could provide insights for replicating and scaling

223 successful TS/S models in similar resource-limited regions. Conversely, the strong research
224 presence from high-income countries also merits exploration. While TS/S may not be as
225 critical a strategy in these resource-abundant settings, the involvement of these nations
226 suggests that TS/S holds relevance and applicability across their contexts too. Understanding
227 the use cases and outcomes of TS/S initiatives in high-income countries could yield valuable
228 lessons for optimising the strategy globally.

229

230 **Publications trends over the past 50 years**

231 The temporal aspect, showing publications on TS/S dating back to the 1970s, showcases the
232 interest in TS/S garnered over time. Articles by Bates, advocating expansion of nursing and
233 physician assistant roles through delegation [45], and by Yankauer *et al*, on the delegation of
234 ambulatory tasks by pediatricians to increase productivity [46], are first examples of work on
235 TS/S from our analysis. One of the initial increases in the publication volume is around the
236 year 1978. This could be associated with the Declaration of Alma-Ata [47], as has also been
237 suggested by Benton *et al* in their analysis [39]. The Alma-Ata Declaration encouraged
238 community involvement and resource optimisation in primary health care. It recommended
239 providers and stakeholders of primary care to actively coordinate and collaborate in order to
240 make services delivery more efficient, which after all are key principles for TS/S. But we truly
241 see a rapid rise in publications since 2006–2008, which can be associated with the launch of
242 two global reports. Firstly, the WHO ‘World Health Report: Working together for health’ of
243 2006, which estimated the shortages of HRH in 57 countries to be over 2.4 million and
244 proposed strategies to tackle this crisis over the next decade through delegation and task
245 shifting [48]. And then, the report of 2008 by WHO, the Joint United Nations Programme on

246 HIV and AIDS (UNAIDS) and the USA's President's Emergency Plan for AIDS Relief (PEPFAR)
247 titled 'Task shifting: Rational redistribution of tasks among health workforce teams – Global
248 recommendations and guidelines' which presented 22 evidence-based recommendations to
249 adopt task shifting as national strategies and reorganise HRH and healthcare and financial
250 resources [17].

251

252 **Variance in terminology used to describe task shifting and sharing**

253 Majority of the published articles using the term "task shifting" to articulate TS/S suggests
254 that it's the most commonly recognised and accepted descriptor for the practice of moving
255 healthcare tasks from higher-level to lower-level cadres. The use of other terms like "task
256 sharing", "task delegation" and "task shifting and sharing" indicates that there is some
257 variation in how the process is articulated. This variance reflects the multifaceted nature of
258 redistributing tasks among different cadres of HRH and may have stemmed from differences
259 in regional practices, policy frameworks and protocolisation of task redistribution in systems.
260 This variability however, can cause confusion, especially when researchers are synthesising
261 new findings or when policies are being developed or implemented. Understanding these
262 variations can help in standardising terminology and establishing clearer communication and
263 collaboration. Researchers, healthcare providers, policy makers and other stakeholders must
264 therefore concur on meanings and accepted terminology while studying and reporting TS/S.

265

266 **Disease profile of publications on task shifting and sharing**

267 Interestingly, only 57.5% of the articles in our analysis reported a specific disease focus. The
268 distribution of disease focus in TS/S research, with HIV and depression emerging as the most

269 studied diseases, sheds light on health priorities that drove research and implementation
270 efforts on TS/S. The prominence of HIV and depression reminds us of their huge burdens and
271 the potential impact that TS/S can have in addressing these complex challenges. The breadth
272 of disease categories covered, spanning 37 different conditions, also speaks of the versatility
273 of TS/S as a tool. However, the relatively small number of publications on certain high-burden
274 conditions like tuberculosis (n=65) and maternal health (n=32) indicates that there may be
275 opportunities to further explore the potential of TS/S in these domains. A major proportion
276 of publications from our sample did not specify a disease focus, but instead concentrated on
277 broader health systems strengthening, resource organisation and health policy aspects. This
278 reflects a recognition of the interconnectedness of various system components and the need
279 for comprehensive approaches in service delivery assisted by TS/S, that go beyond disease-
280 specific interventions.

281

282 **Limitations and implications of future research**

283 Our methodology presents a limitation that the data on country and disease names was
284 extracted solely from the titles and abstracts of the publications. The underlying assumption
285 was that if articles were based in specific countries or had a disease focus, this information
286 would be explicitly stated in the titles or abstracts. However, it is possible that some articles
287 may have mentioned these details only in the main text, which would not have been captured
288 by our method. This could result in an incomplete representation of the geographic
289 distribution and disease focus of the TS/S research. Future studies might want to address this
290 by incorporating more comprehensive data extraction methods, such as full-text analysis. This
291 however would be difficult, given the volume of publications on TS/S.

292 Despite this limitation, the insights gained from this study can inform future research and
293 practice. Given the wide geographic distribution of TS/S, future studies should explore drivers,
294 facilitators and barriers to TS/S adoption in different healthcare systems, including low- and
295 middle-income countries and high-income settings. Variations in terminology used to
296 describe TS/S also calls for standardisation. Establishing definitions and frameworks will
297 enhance communication, collaboration and comparability across settings. It will also
298 streamline discussions, knowledge sharing and implementation of TS/S. The focus on TS/S in
299 diseases such as HIV, depression, diabetes and tuberculosis indicates the potential impact of
300 TS/S on other health priorities as well. More studies exploring effectiveness in different
301 disease contexts, identifying best practices and assessing scalability and sustainability across
302 settings would be helpful. Future studies should also delve into system-wide implications of
303 integrating TS/S and assess long-term sustainability and equity.

304

305 **Conclusion**

306 Our bibliographic analysis has examined a large dataset of published research articles
307 between 1970-2022 and thrown light on the global landscape of TS/S research, highlighting
308 trends and priorities in the process. The unique contribution of this study is that it visualises
309 the geographic distribution of TS/S research, revealing the prominence of certain low- and
310 middle-income countries like South Africa, India and Uganda, as hotspots for research on task
311 redistribution. Additionally, the study has discovered the variance in terminologies used to
312 describe TS/S practices and the varying disease focuses of research publications, providing a
313 nuanced understanding of the multifaceted nature of TS/S strategies. Our findings offer

314 insights for policymakers, researchers and healthcare practitioners seeking to understand and
315 optimise the implementation of TS/S.

316

317 **Author contributions**

318 Both authors conceptualised the study together. SD developed the study protocol, wrote the
319 codes, analysed data and drafted the manuscript. LG reviewed the data analysis and the
320 manuscript. Authors received no specific funding for this work. Authors declare no conflict of
321 interest.

322

323 **References**

- 324 1. Liu JX, Goryakin Y, Maeda A, Bruckner T, Scheffler R. Global Health Workforce Labor
325 Market Projections for 2030. *Hum Resour Health*. 2017;15. doi:10.1186/s12960-017-
326 0187-2. [cited 24 April 2024]
- 327 2. Bosanquet N. Human: solving the global workforce crisis in healthcare. *British Journal*
328 *of Healthcare Management*. 2019;25. doi:10.12968/bjhc.2019.25.5.206. [cited 24
329 April 2024]
- 330 3. Khalil M, Alameddine M. Recruitment and retention strategies, policies, and their
331 barriers: A narrative review in the Eastern Mediterranean Region. *Health Science*
332 *Reports*. 2020. doi:10.1002/hsr2.192. [cited 24 April 2024]

333

- 334 4. Jaeger FN, Bechir M, Harouna M, Moto DD, Utzinger J. Challenges and opportunities
335 for healthcare workers in a rural district of Chad. *BMC Health Serv Res.* 2018;18.
336 doi:10.1186/s12913-017-2799-6. [cited 24 April 2024]
- 337 5. Kamarulzaman A, Ramnarayan K, Mocumbi AO. Plugging the medical brain drain. *The*
338 *Lancet.* 2022. doi:10.1016/S0140-6736(22)02087-6. [cited 25 April 2024]
- 339 6. Cancedda C, Farmer PE, Kerry V, Nuthulaganti T, Scott KW, Goosby E, et al.
340 Maximizing the Impact of Training Initiatives for Health Professionals in Low-Income
341 Countries: Frameworks, Challenges, and Best Practices. *PLoS Med.* 2015;12.
342 doi:10.1371/journal.pmed.1001840. [cited 25 April 2024]
- 343 7. Rogers HL. The organisation of resilient health and social care following the COVID-19
344 pandemic – A critical review. *Eur J Public Health.* 2021;31.
345 doi:10.1093/eurpub/ckab164.323. [cited 25 April 2024]
- 346 8. Schwartz MR, Patterson DG, McCarty RL. State Incentive Programs that Encourage
347 Allied Health Professionals to Provide Care for Rural and Underserved Populations.
348 2019 Dec. [cited 25 April 2024]
- 349 9. Razai MS, Kooner P, Majeed A. Strategies and Interventions to Improve Healthcare
350 Professionals' Well-Being and Reduce Burnout. *Journal of Primary Care and*
351 *Community Health.* 2023. doi:10.1177/21501319231178641. [cited 26 April 2024]
- 352 10. Miloslavsky EM, Bolster MB. Addressing the rheumatology workforce shortage: A
353 multifaceted approach. *Seminars in Arthritis and Rheumatism.* 2020.
354 doi:10.1016/j.semarthrit.2020.05.009. [cited 26 April 2024]
- 355 11. Hookmani AA, Lalani N, Sultan N, Zubairi A, Hussain A, Hasan BS, et al. Development
356 of an on-job mentorship programme to improve nursing experience for enhanced

- 357 patient experience of compassionate care. *BMC Nurs.* 2021;20. doi:10.1186/s12912-
358 021-00682-4. [cited 26 April 2024]
- 359 12. Htay M, Whitehead D. The effectiveness of the role of advanced nurse practitioners
360 compared to physician-led or usual care: A systematic review. *International Journal of*
361 *Nursing Studies Advances.* 2021. doi:10.1016/j.ijnsa.2021.100034. [cited 26 April
362 2024]
- 363 13. Iglehart JK. Expanding the Role of Advanced Nurse Practitioners — Risks and
364 Rewards. *New England Journal of Medicine.* 2013;368. doi:10.1056/nejmhpr1301084.
365 [cited 26 April 2024]
- 366 14. Poghosyan L, Ghaffari A, Liu J, Jin H, Martsolf G. State policy change and
367 organizational response: Expansion of nurse practitioner scope of practice regulations
368 in New York State. *Nurs Outlook.* 2021;69. doi:10.1016/j.outlook.2020.08.007. [cited
369 26 April 2024]
- 370 15. Nanda L, Anilkumar A. Role of nurse practitioners within health system in India: A
371 case of untapped potential. *J Family Med Prim Care.* 2021;10.
372 doi:10.4103/jfmpc.jfmpc_2283_20 [cited 26 April 2024]
- 373 16. Maier CB, Aiken LH. Expanding clinical roles for nurses to realign the global health
374 workforce with population needs: A commentary. *Israel Journal of Health Policy*
375 *Research.* 2016. doi:10.1186/s13584-016-0079-2. [cited 26 April 2024]
- 376 17. World Health Organization. Task Shifting: Global Recommendations and Guidelines.
377 World Health Organization. 2008 [cited 20 Oct 2022].
378 doi:10.1080/17441692.2011.552067. [cited 27 April 2024]
- 379 18. Centre for Disease Control and Prevention. Sharing and Shifting Tasks to Maintain
380 Essential Healthcare During COVID-19 in Low Resource, non-US settings. In: National

- 381 Center for Immunization and Respiratory Diseases (NCIRD), Division of Viral Diseases.
382 17 Jun 2022. [cited 27 April 2024]
- 383 19. Lunsford S, Broughton E, Fatta K. Task Shifting/Sharing for HIV Services in 26 PEPFAR-
384 supported Countries: A Qualitative Assessment - Research and Evaluation Report.
385 2019. Available: https://pdf.usaid.gov/pdf_docs/PA00WGCS.pdf. [cited 27 April 2024]
- 386 20. Tsui S, Denison JA, Kennedy CE, Chang LW, Koole O, Torpey K, et al. Identifying
387 models of HIV care and treatment service delivery in Tanzania, Uganda, and Zambia
388 using cluster analysis and Delphi survey. *BMC Health Serv Res.* 2017;17(1): 811.
389 doi:10.1186/s12913-017-2772-4. [cited 27 April 2024]
- 390 21. Gross M. Between Party, People, and Profession: The Many Faces of the “Doctor”
391 during the Cultural Revolution. *Med Hist.* 2018;62(3): 333–359.
392 doi:10.1017/mdh.2018.23. [cited 27 April 2024]
- 393 22. Sidel VW. Feldshers and Feldsherism. *New England Journal of Medicine.*
394 1968;278(18): 987–92. doi:10.1056/nejm196804252781705. [cited 25 April 2024]
- 395 23. Vaz F, Bergström S, Vaz MDL, Langa J, Bugalho A. Training medical assistants for
396 surgery. *Bull World Health Organ.* 1999;77(8): 688–91. Available:
397 <https://apps.who.int/iris/handle/10665/267901>. [cited 27 April 2024]
- 398 24. Mullan F, Frehywot S. Non-physician clinicians in 47 sub-Saharan African countries.
399 *Lancet.* 2007;370(9605): 2158–63. doi:10.1016/S0140-6736(07)60785-5. [cited 27
400 April 2024]
- 401 25. Zachariah R, Ford N, Philips M, S.Lynch, Massaquoi M, Janssens V, et al. Task shifting
402 in HIV/AIDS: opportunities, challenges and proposed actions for sub-Saharan Africa.
403 *Transactions of the Royal Society of Tropical Medicine and Hygiene.* 2009. pp. 549–
404 58. doi:10.1016/j.trstmh.2008.09.019. [cited 27 April 2024]

- 405 26. Kola L, Kohrt BA, Hanlon C, Naslund JA, Sikander S, Balaji M, et al. COVID-19 mental
406 health impact and responses in low-income and middle-income countries:
407 reimagining global mental health. *Lancet Psychiatry*. 2021;8(6): 535–550.
408 doi:10.1016/S2215-0366(21)00025-0. [cited 28 April 2024]
- 409 27. Javed A, Lee C, Zakaria H, Buenaventura RD, Cetkovich-Bakmas M, Duailibi K, et al.
410 Reducing the stigma of mental health disorders with a focus on low- and middle-
411 income countries. *Asian J Psychiatr*. 2021;58: 102601. doi:10.1016/j.ajp.2021.102601.
412 [cited 28 April 2024]
- 413 28. Zhang Y, Lange K. Coronavirus disease 2019 (COVID-19) and global mental health.
414 *Global Health Journal*. 2021;5(1): 31–36. doi:10.1016/j.glohj.2021.02.004. [cited 27
415 April 2024]
- 416 29. Mobula LM, Heller DJ, Commodore-Mensah Y, Walker Harris V, Cooper LA. Protecting
417 the vulnerable during COVID-19: Treating and preventing chronic disease disparities.
418 *Gates Open Res*. 2020;4: 125. doi:10.12688/gatesopenres.13181.1. [cited 27 April
419 2024]
- 420 30. Johnson SA, Kaggwa MN, Lathrop EVA. How It Started, and How It’s Going: Global
421 Family Planning Programs. *Clin Obstet Gynecol*. 2021;64(3): 422–434.
422 doi:10.1097/GRF.0000000000000625. [cited 27 April 2024]
- 423 31. Steben M, Norris T, Rosberger Z, HPV Global Action. COVID-19 Won’t Be the Last (Or
424 Worst) Pandemic: It’s Time to Build Resilience Into Our Cervical Cancer Elimination
425 Goals. *Journal of Obstetrics and Gynaecology Canada*. 2020;42(10): 1195–1196.
426 doi:10.1016/j.jogc.2020.08.006. [cited 29 April 2024]

- 427 32. Das S, Grant L, Fernandes G. Task shifting healthcare services in the post-COVID
428 world: A scoping review. *PLOS Global Public Health*. 2023;3: e0001712.
429 doi:10.1371/journal.pgph.0001712. [cited 27 April 2024]
- 430 33. Expert Panel on effective ways of investing in Health (EXPH). Task shifting and health
431 system design. 2019 Jun. Available: [https://health.ec.europa.eu/system/files/2019-](https://health.ec.europa.eu/system/files/2019-11/023_taskshifting_en_0.pdf)
432 [11/023_taskshifting_en_0.pdf](https://health.ec.europa.eu/system/files/2019-11/023_taskshifting_en_0.pdf). [cited 29 April 2024]
- 433 34. Das S, Grant L, Weller D. Mixed-methods study to validate and refine the “Strategic
434 Healthcare Implementation Framework for Task Shifting, Sharing and Resource
435 Enhancement” (SHIFT-SHARE). *protocols.io*. 2023 [cited 2 Aug 2023].
436 doi:<https://dx.doi.org/10.17504/protocols.io.36wgq35zylk5/v1>. [cited 27 April 2024]
- 437 35. Donthu N, Kumar S, Mukherjee D, Pandey N, Lim WM. How to conduct a bibliometric
438 analysis: An overview and guidelines. *J Bus Res*. 2021;133.
439 doi:10.1016/j.jbusres.2021.04.070. [cited 29 April 2024]
- 440 36. Donthu N, Kumar S, Pandey N, Lim WM. Research Constituents, Intellectual Structure,
441 and Collaboration Patterns in *Journal of International Marketing*: An Analytical
442 Retrospective. *Journal of International Marketing*. 2021;29.
443 doi:10.1177/1069031X211004234. [cited 29 April 2024]
- 444 37. Ellegaard O, Wallin JA. The bibliometric analysis of scholarly production: How great is
445 the impact? *Scientometrics*. 2015;105. doi:10.1007/s11192-015-1645-z. [cited 29
446 April 2024]
- 447 38. Wallin JA. Bibliometric methods: Pitfalls and possibilities. *Basic and Clinical
448 Pharmacology and Toxicology*. 2005. doi:10.1111/j.1742-7843.2005.pto_139.x. [cited
449 30 April 2024]

- 450 39. Benton DC, Ferguson SL, Holloway A. Task Shifting: A High-Level Analysis of
451 Scholarship. *J Nurs Regul.* 2020;11. doi:10.1016/S2155-8256(20)30104-6. [cited 29
452 April 2024]
- 453 40. Veritas Health Innovation. Covidence systematic review software. Melbourne
454 Australia. Melbourne, Australia; Available: www.covidence.org. [cited 28 April 2024]
- 455 41. Montazeri A, Mohammadi S, M.Hesari P, Ghaemi M, Riazi H, Sheikhi-Mobarakeh Z.
456 Preliminary guideline for reporting bibliometric reviews of the biomedical literature
457 (BIBLIO): a minimum requirements. *Syst Rev.* 2023;12. doi:10.1186/s13643-023-
458 02410-2. [cited 29 April 2024]
- 459 42. Bisong E. Google Colaboratory. Building Machine Learning and Deep Learning Models
460 on Google Cloud Platform. 2019. doi:10.1007/978-1-4842-4470-8_7. [cited 28 April
461 2024]
- 462 43. World Health Organization. Global health estimates: Leading causes of death. 2023.
463 Available: [https://www.who.int/data/gho/data/themes/mortality-and-global-health-
464 estimates/ghel-leading-causes-of-death](https://www.who.int/data/gho/data/themes/mortality-and-global-health-estimates/ghel-leading-causes-of-death). [cited 29 April 2024]
- 465 44. The World Bank. World Bank list of economies (June 2020). World Bank list of
466 economies. 2020. [cited 28 April 2024]
- 467 45. Bates B. Doctor and nurse: Changing roles and relations. *Nurs Manage.* 1970;1.
468 doi:10.1097/00006247-197010000-00004. [cited 28 April 2024]
- 469 46. Yankauer A, Connelly JP, Feldman JJ. Physician productivity in the delivery of
470 ambulatory care: Some findings from a survey of pediatricians. *Med Care.* 1970;8.
471 doi:10.1097/00005650-197001000-00005. [cited 29 April 2024]

- 472 47. World Health Organization. Declaration of Alma-Ata. In:
473 [https://iris.who.int/bitstream/handle/10665/347879/WHO-EURO-1978-3938-43697-](https://iris.who.int/bitstream/handle/10665/347879/WHO-EURO-1978-3938-43697-61471-eng.pdf)
474 [61471-eng.pdf](https://iris.who.int/bitstream/handle/10665/347879/WHO-EURO-1978-3938-43697-61471-eng.pdf). 1978. [cited 30 April 2024]
- 475 48. World Health Organization. Working together for Health: World Health Report 2006.
476 World Health Organization. Geneva; 2006. Available:
477 <https://apps.who.int/iris/handle/10665/43432>. [cited 29 April 2024]

478

479 **Supplementary information**

480 **S1: Protocol used to conduct literature search and data analysis**

481 **S2: BIBLIO checklist for reporting data**

482 **S3: Spreadsheet enlisting data of citations included in the study**

Identification of studies via databases

medRxiv preprint doi: <https://doi.org/10.1101/2024.05.02.24306752>; this version posted May 3, 2024. The copyright holder for this preprint (which was not certified by peer review) is the author/funder, who has granted medRxiv a license to display the preprint in perpetuity. It is made available under a [CC-BY 4.0 International license](https://creativecommons.org/licenses/by/4.0/).

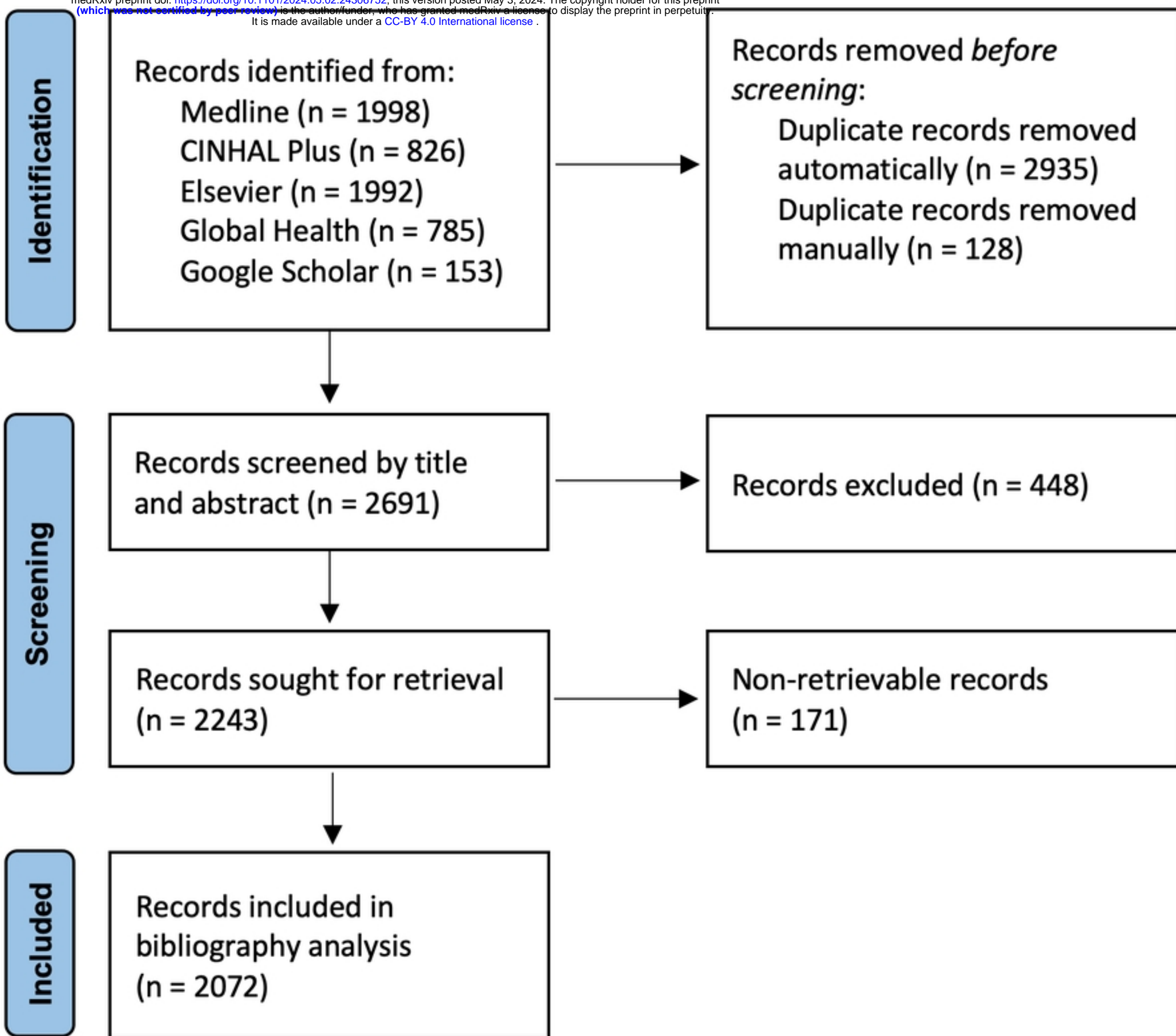


Fig1 Flow diagram of search and selection process of citations

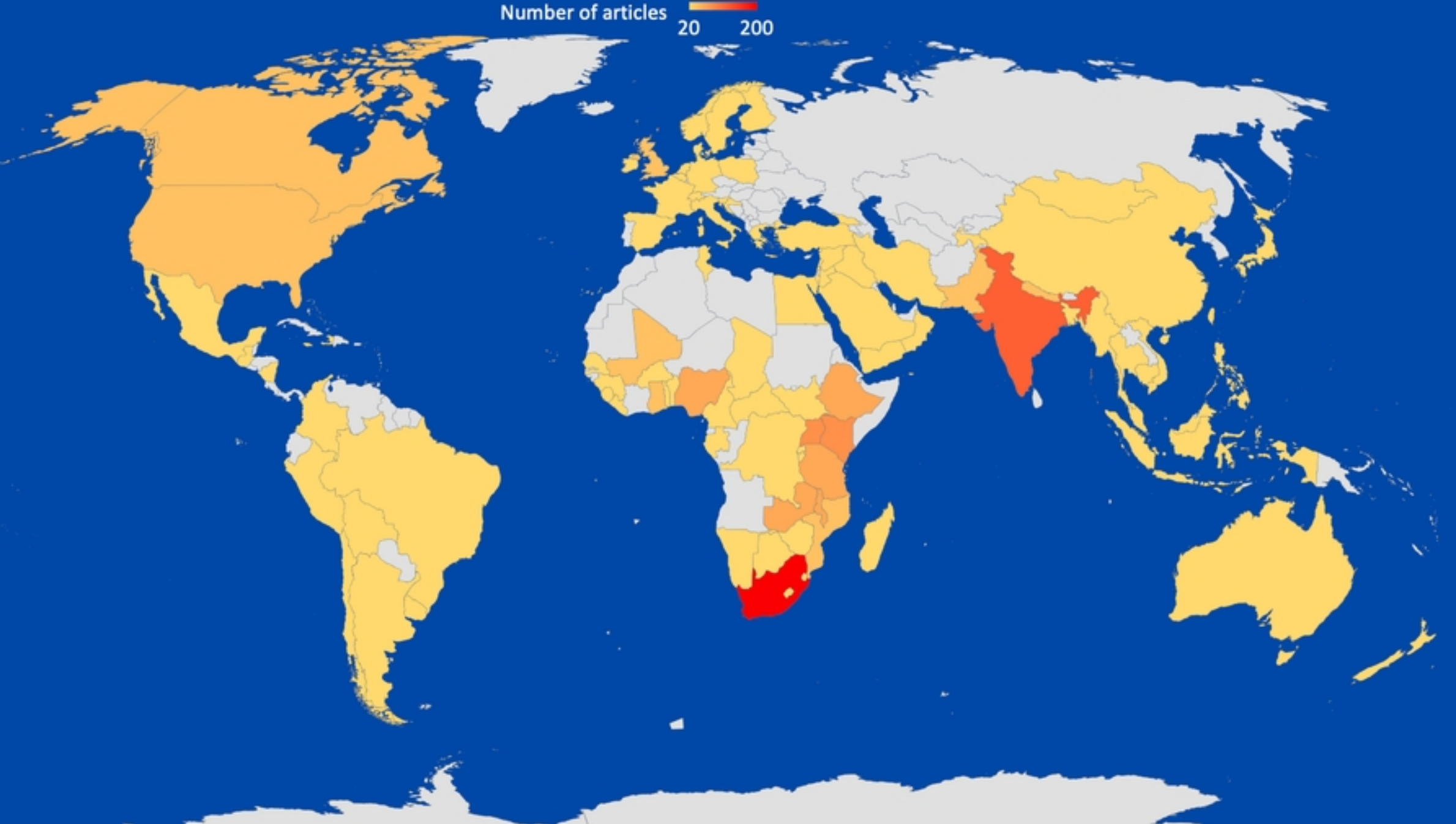


Fig2 Global distribution of publications on task shifting and shar

Publications across countries of different income levels

■ High income countries ■ Upper-middle income countries ■ Lower-middle income countries ■ Low income countries

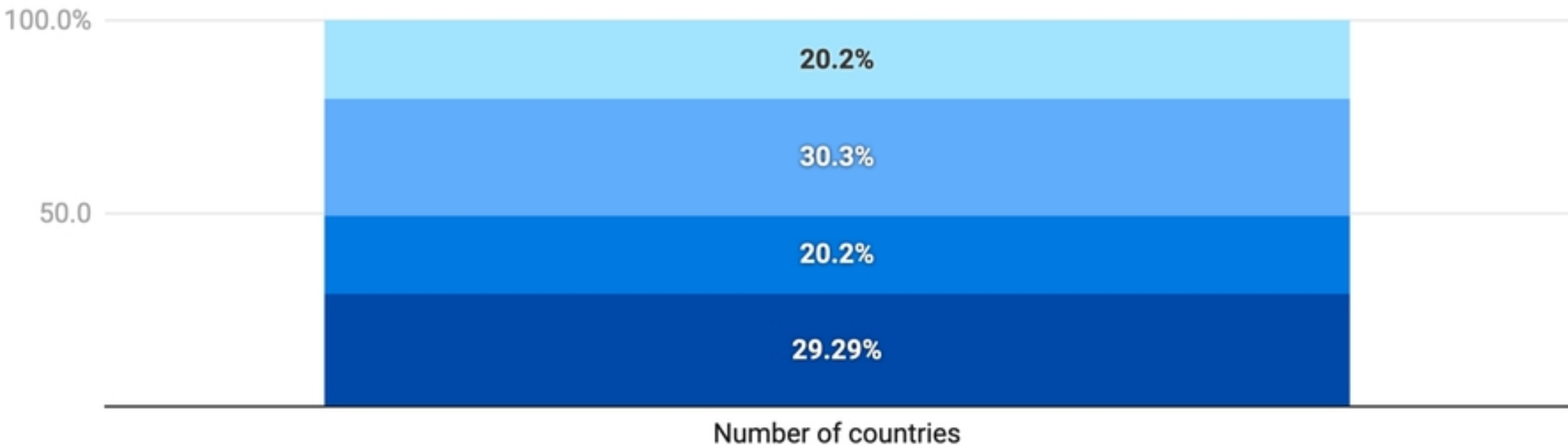


Fig3 Distribution of countries with publications on TS/S between

Year-wise publication of papers on task shifting and sharing

— Number of publications

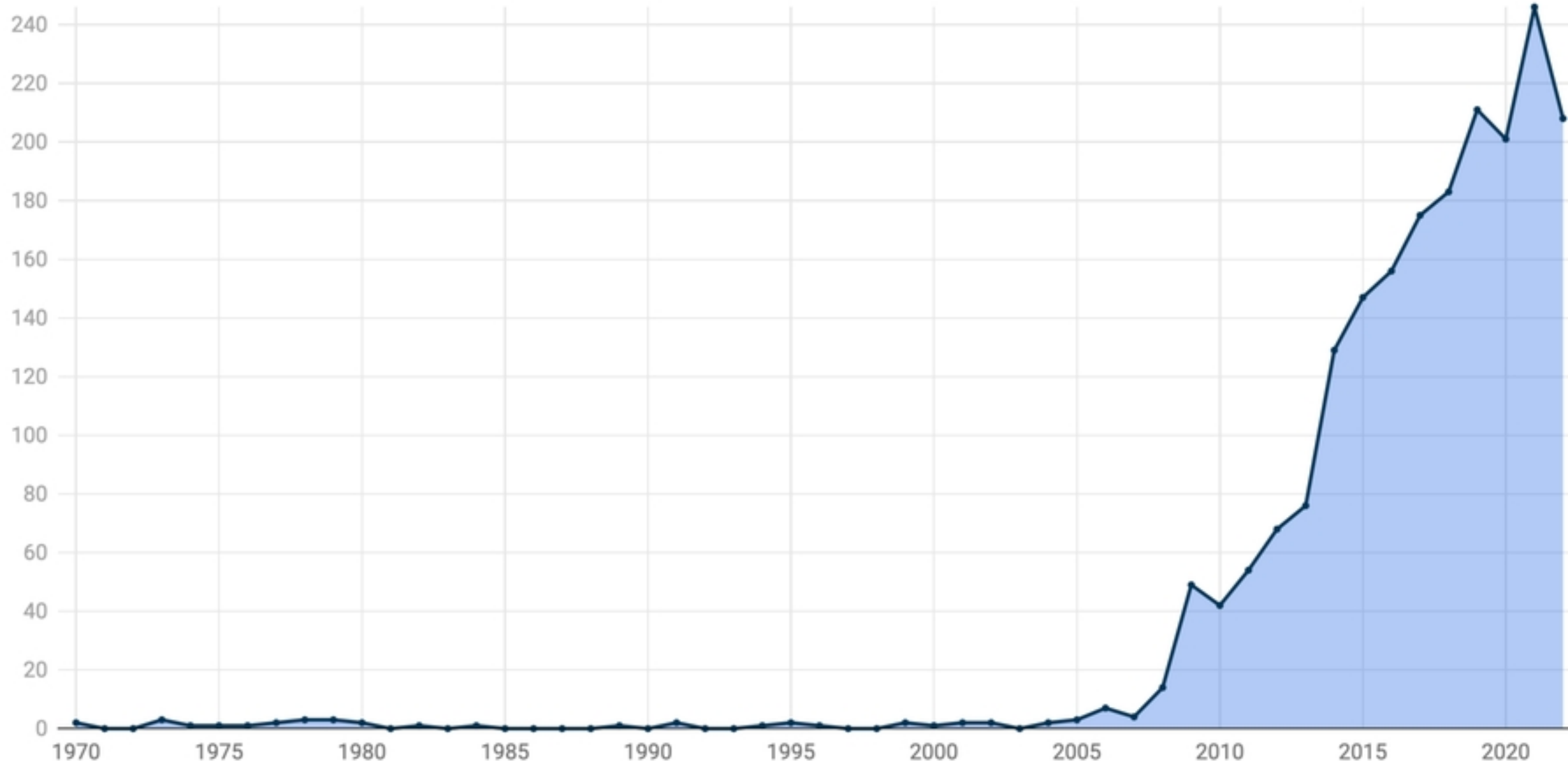


Fig4 Publication trends of papers on TS/S between years 1970-2

Terminology used in publications

Task transfer (0.6%)

Task shifting and sharing (3.9%)

Task delegation (6%)

Task sharing (24%)

Task shifting (66%)

Total:
2,072

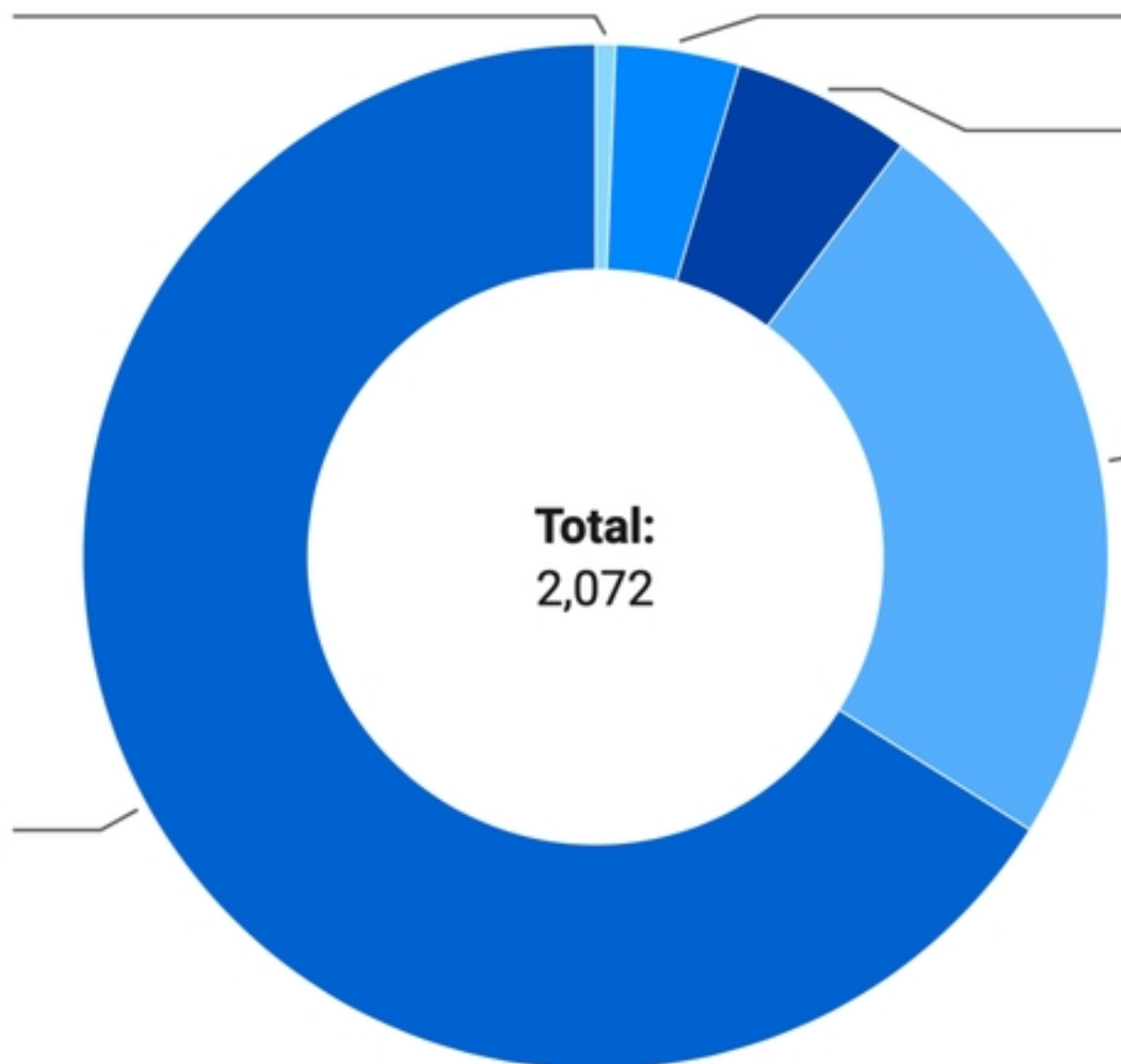


Fig5 Variation of terminology used to describe task shifting and s

Disease-wise classification of publications on task shifting and task sharing

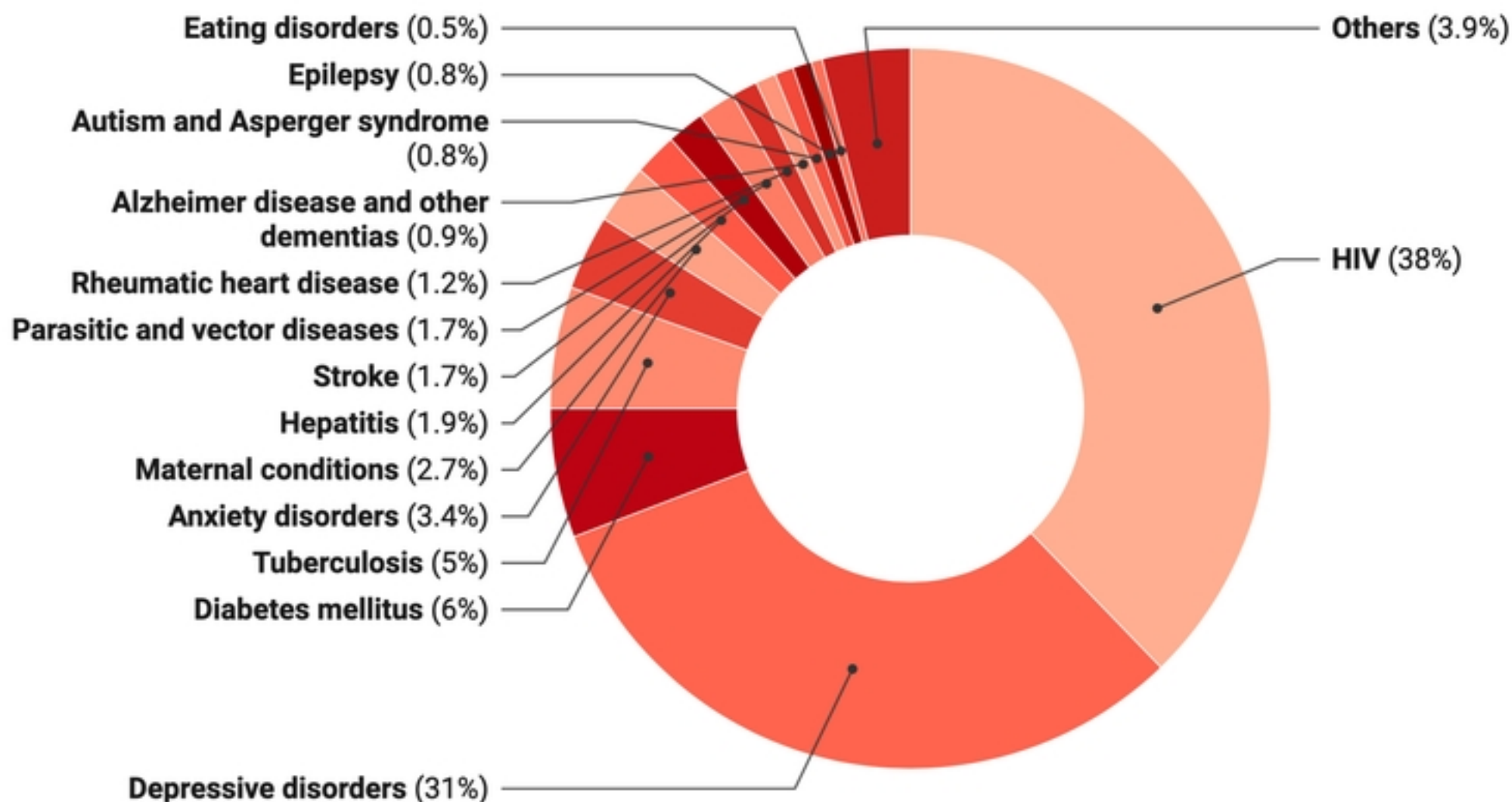


Fig6 Classification of papers on task shifting and sharing between