

1 **Beyond buzzwords: The challenges of interdisciplinarity – An analysis of an interdisciplinary**  
2 *summer school on snakebite envenoming*

3 *Deborah Hosemann<sup>1</sup>, Jade Rae<sup>1</sup>, Jörg Blessmann<sup>1</sup>, Maik Damm<sup>2,3</sup>, Ulrich Kuch<sup>4</sup>, Tim Lüddecke<sup>3,5</sup>, Benno*  
4 *Kreuels<sup>1\*</sup>*

5 <sup>1</sup> Working Group Snakebite Envenoming, Department of Implementation Research, Bernhard Nocht Institute for  
6 Tropical Medicine, Hamburg, Germany

7 <sup>2</sup> Institute for Insect Biotechnology, Justus-Liebig University Giessen, Gießen, Germany

8 <sup>3</sup> LOEWE-Centre for Translational Biodiversity Genomics, Frankfurt am Main, Germany

9 <sup>4</sup> Institute of Occupational, Social and Environmental Medicine, Goethe University Frankfurt, Frankfurt am Main,  
10 Germany

11 <sup>5</sup> Department for Bioresources, Fraunhofer Institute for Molecular Biology and Applied Ecology, Gießen, Germany

12

13 \*Corresponding author

14 Email: [kreuels@bnitm.de](mailto:kreuels@bnitm.de)

15

16 **Abstract**

17 **Background:** Interdisciplinary approaches are particularly important when it comes to complex research areas  
18 such as snakebite envenoming. To achieve the World Health Organization's (WHO) goal of halving the number  
19 of deaths and disabilities from snakebite by 2030, researchers and experts from different fields need to work  
20 together. To promote interdisciplinarity in snakebite research and educational work, a one-week hybrid summer  
21 school was organised in September 2023 at the Bernhard Nocht Institute for Tropical Medicine, Hamburg,  
22 Germany. The week's topics were arranged logically, from snake biology and venomics to clinical implications,  
23 new therapeutics and public policy. All lectures were held in English.

24 **Methodology/Principal Findings:** Attendance was recorded for in-person and online participants, transcribed  
25 into Excel, and anonymised. Data were then summarised according to the participant's field of expertise, country  
26 of residence, and attendance at each session.

27 **Results:** The summer school successfully promoted interdisciplinarity, with individuals attending from a wide  
28 range of scientific fields. However, fluctuations in attendance over the week highlight some challenges in  
29 maintaining interdisciplinarity at such events. By mode of attendance, in-person participants attended more of

NOTE: This preprint reports new research that has not been certified by peer review and should not be used to guide clinical practice.

30 the sessions (76.9%) than those joining in a hybrid format (50.0%) or online only (32.0%). Among those who did  
31 not attend all sessions, attendance was highest on Monday (77.6%) and Wednesday (81.3%) but decreased for  
32 individuals from all fields over the week.

33 **Conclusion/Significance:** For future international interdisciplinary events, we suggest hybrid events with in-  
34 person and online options to encourage more international participation, supported by travel grants. However,  
35 the online experience could be improved through online networking and interdisciplinary activities. Future  
36 events should also consider hosting events in low- and middle-income countries or satellite locations. An appeal  
37 to organizers of future events is that participant data should be collected, analysed and published for continuous  
38 improvement of such interdisciplinary events.

39

#### 40 **Author Summary**

41 Promoting collaboration between researchers from different disciplines is important for improving the  
42 understanding of and ability to tackle complex research areas. However, it is unclear whether courses designed  
43 to promote interdisciplinarity are successful or whether interdisciplinarity remains merely a buzzword. To  
44 determine the success of interdisciplinary courses and identify areas for improvement, attendance and  
45 participant satisfaction during these courses must be assessed. Interdisciplinarity is particularly important for  
46 strongly interlinked fields, such as One Health topics involving humans, animals, and the environment. One of  
47 these research areas is snakebite envenoming, which poses a health threat to millions of people worldwide. We  
48 organised a snakebite summer school in September 2023 to promote interdisciplinarity in this area. The data  
49 analysed here shows patterns in participation, highlighting where interdisciplinarity was achieved and where it  
50 was lacking. Based on these findings, we recommend hybrid events that allow in-person and online attendance  
51 but suggest a range of approaches to improve the experience of online attendees, including providing access to  
52 online networking opportunities, and coordination between international organisations to allow for some in-  
53 person events in satellite locations for those who are unable to attend the main event location in person.

54

#### 55 **Introduction**

56 The Sustainability Development Goals set out by the United Nations in 2015 emphasise the need for collaborative  
57 and interdisciplinary efforts to address some of the complex and interlinked issues facing our world (1). Several  
58 studies have supported this approach, showing that scientific innovation is improved through collaboration

59 between scientists from different fields (2, 3). Interdisciplinary approaches are particularly important in tackling  
60 complex research areas (1), with snakebite envenoming research standing out as a prime example (4, 5).  
61 Knowledge of the behaviour and distribution of snakes, snake venom, snakebite incidence, the social impact,  
62 community beliefs and practices, and the clinical management of snakebite need to be improved in many  
63 countries where snakebite envenoming is common. Research on snakebite envenoming is said to have “often  
64 lacked the necessary interdisciplinarity and inherent opportunities for innovation that result from collaborating  
65 across diseases, disciplines, and sectors” (6).

66 To achieve the World Health Organisation (WHO) goal of halving the number of snakebite deaths and disabilities  
67 before 2030 (7), researchers from different fields must work together, and researchers from the social sciences  
68 need to be more involved in snakebite envenoming research to improve our understanding of and tackle the  
69 burden of this neglected tropical disease (NTD) (5, 8).

70 To foster interdisciplinarity in snakebite envenoming research, a week-long hybrid summer school was organised  
71 at the Bernhard Nocht Institute for Tropical Medicine in Hamburg, Germany, in September 2023. The school  
72 brought together researchers from different backgrounds, facilitated exchange between the disciplines, and  
73 introduced these disciplines to early-career researchers working on snakebite envenoming. To assess the success  
74 of this approach and provide recommendations for facilitating interdisciplinary events, we analysed the  
75 participant data collected to monitor the in-person and online attendance of individuals from different disciplines  
76 in relation to their field.

77

## 78 **Methods**

### 79 **Content and format of the summer school**

80 In November 2022, an interdisciplinary network meeting on snakebite envenoming was organised by the  
81 Snakebite Envenoming working group at the Bernhard Nocht Institute for Tropical Medicine. During this one-day  
82 meeting, PhD students and other researchers of different career stages presented their work and received  
83 feedback and suggestions from renowned snakebite experts. At this meeting, the idea of an interdisciplinary  
84 summer school was born and subsequently further developed with the support of the German Alliance for Global  
85 Health Research (GLOHRA) (9).

86 The topics taught during the summer school were organised in a logical order, from snake biology and venomics  
87 to clinical impact, novel therapeutics and public policy. Several experts were proposed for each topic and

88 contacted by the organisers. Each day, the summer school sessions were organised by research area:  
89 herpetology/biology (Monday), venomics (Tuesday), clinical management and community engagement  
90 (Wednesday), epidemiology and social sciences (Thursday), and an outlook on novel therapeutics and public  
91 policy (Friday). Days consisted of two 90-minute sessions on Monday and Friday and four 90-minute sessions on  
92 Tuesday, Wednesday, and Thursday. The timetable of the summer school is provided in the supporting  
93 information (S1 Appendix). All lectures were held in English language.

94 Slack (10) was introduced as a free online communication platform, and an invitation was extended to all  
95 participants and lecturers to facilitate online networking. The platform had five channels: 1) an introduction  
96 channel, where participants and lecturers could introduce themselves and share their contacts or professional  
97 profiles; 2) a presenters channel, where participants could post questions not answered during the sessions,  
98 which were then forwarded to the lecturers and available online; 3) a regional experiences channel, where  
99 questions on snakebite envenoming were posted to facilitate discussion on different experiences; 4) a socialising  
100 channel and; 5) a channel where documents and resources from the summer school were posted.

101

#### 102 **Promotion and enrollment of the summer school**

103 The event organisers and invited lecturers advertised the summer school through various channels (social media,  
104 mailing lists, etc.), and organisations in the clinical, herpetological, social sciences, and venomics fields  
105 distributed information about the summer school amongst their colleagues and students. Entry requirements  
106 were kept to a minimum, but applicants were required to submit a short paragraph demonstrating their interest  
107 in the course. Applicants could also submit a short abstract of their work to present at the summer school.  
108 Attendance, both in-person and online, was free of charge. Applicants who submitted an abstract and came from  
109 a low- or middle-income country (LMIC) could apply for a travel grant for which only limited funding was  
110 available. Five such travel grants were awarded to early career researchers and were funded by GLOHRA as part  
111 of the Global Health Academy for Innovative Training Offers.

112

#### 113 **Data collection and management**

114 Each participant's field of expertise, country of residence, and attendance at each session were recorded. The  
115 fields of expertise were summarised as biology (biology, herpetology and ecology), epidemiology, medical  
116 sciences (human and veterinary medicine, clinical toxicology and other specialisations), molecular sciences

117 (venomics, biochemistry, biotechnology and bacteriology), social sciences (health economics, public policy and  
118 health administration) and other (non-governmental organisation or funding agency representatives, computer  
119 science, and generally interested people). The countries of residence were grouped into the six WHO regions:  
120 Africa, the Americas, the Eastern Mediterranean, Europe, Southeast Asia, and the Western Pacific.

121 In-person attendance was recorded on printed attendance lists at least twice during the day to confirm that  
122 participants stayed for most of the day, while online attendance was recorded as the time spent in the online  
123 session on Zoom. Participants knew their attendance was being recorded as proof of attendance required to  
124 obtain the certificate of completion at the end of the summer school. The person responsible for registration  
125 compiled the in-person and online attendance data in Excel and subsequently anonymised and summarised the  
126 data for further analysis. The funder created an evaluation questionnaire distributed to all participants and  
127 lecturers who answered anonymously. This questionnaire is provided in the supporting information (S2  
128 Appendix).

129

### 130 **Data analysis**

131 Attendance each day was summarised as the total number of individuals who attended online or in-person by  
132 their field of expertise and region of residence. Online attendance was only counted for participants who were  
133 online for at least 60 minutes that day (and counted as absent otherwise). To investigate possible fluctuations in  
134 attendance, the number of participants was summarised each day for all participants and for those who were  
135 absent at least one day. The percentage of course time in attendance for online participants was calculated as  
136 the total minutes in attendance over the daily session time and was capped at 100%. The average of this value  
137 was then calculated for each day and field of expertise (which included 0 minutes online for those enrolled online  
138 but not in attendance).

139

### 140 **Ethical approval**

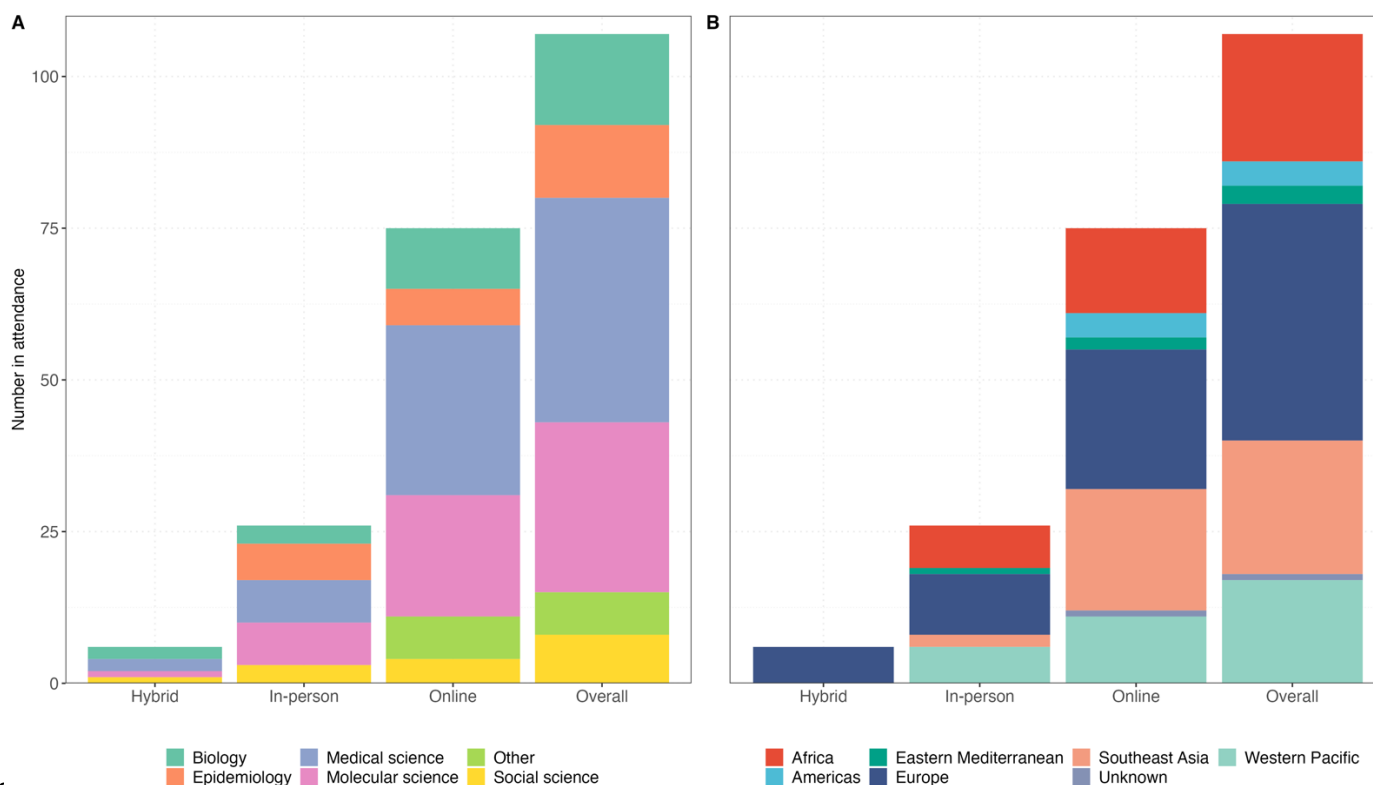
141 A protocol for analysis of the data was submitted to the Ethics Committee of the Hamburg State Medical  
142 Association for approval. Since the data subject of the study was anonymised and can no longer be attributed to  
143 a human being, the committee approved the project as not requiring consultation with the Ethics Committee of  
144 the Hamburg Medical Association (2023-300415-WF).

145

146 **Results**

147 The total number of participants who attended the summer school was 112. After excluding individuals who  
 148 attended online for less than 60 minutes each day, the number of participants was 107. The five excluded  
 149 individuals were only briefly present on one day each, three on Monday and two on Wednesday.

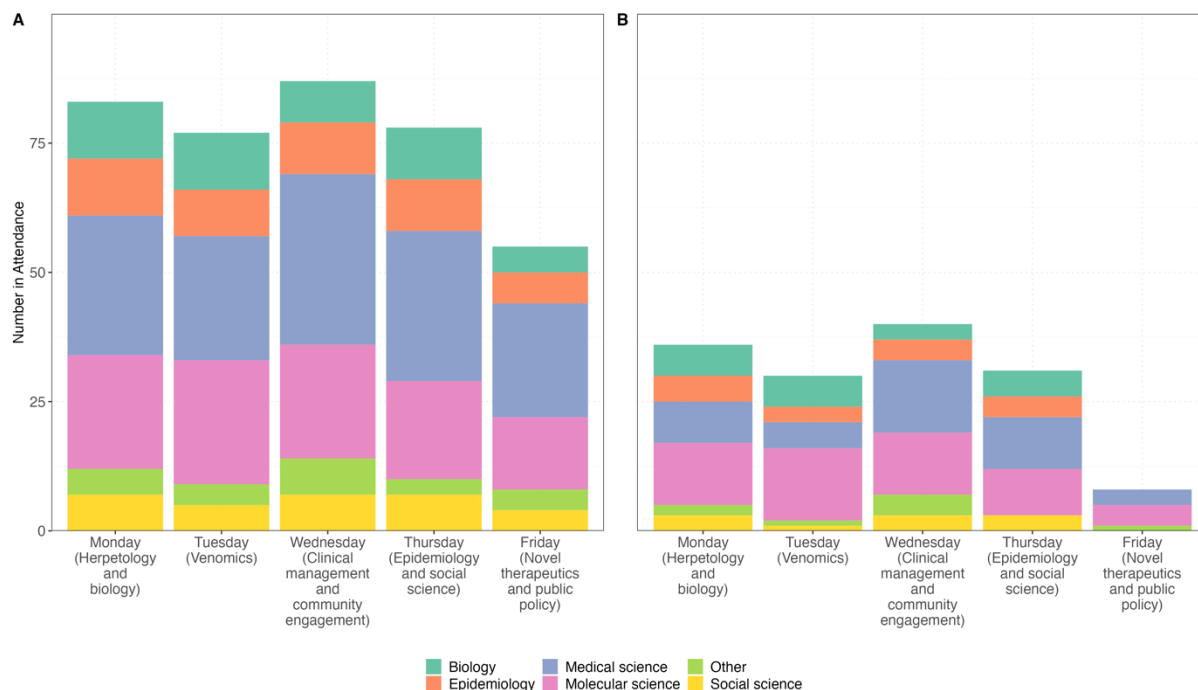
150 Overall, individuals from medical sciences accounted for the majority of participants (34.6%, 37/107) and the  
 151 greatest proportion of online attendees (37.3%, 28/75) (Figure 1A). By region, attendance was highest from  
 152 Europe (36.4%, 39/107), followed by Southeast Asia (20.6%, 22/107), Africa (19.6%, 21/107), and the Western  
 153 Pacific (15.9%, 17/107). The majority of in-person participants came from Europe (38.5%, 10/26), followed by  
 154 Africa (26.9%, 7/26) and the Western Pacific (23.0%, 6/26). Online participants were also most often from Europe  
 155 (30.7%, 23/75), closely followed by Southeast Asia (26.7%, 20/75), Africa (18.7%, 14/75) and the Western Pacific  
 156 (14.7%, 11/75). Individuals from the Americas only attended online (online: 5.3%, 4/75) (Figure 1B). The six  
 157 participants who attended in a hybrid format were all from Europe.



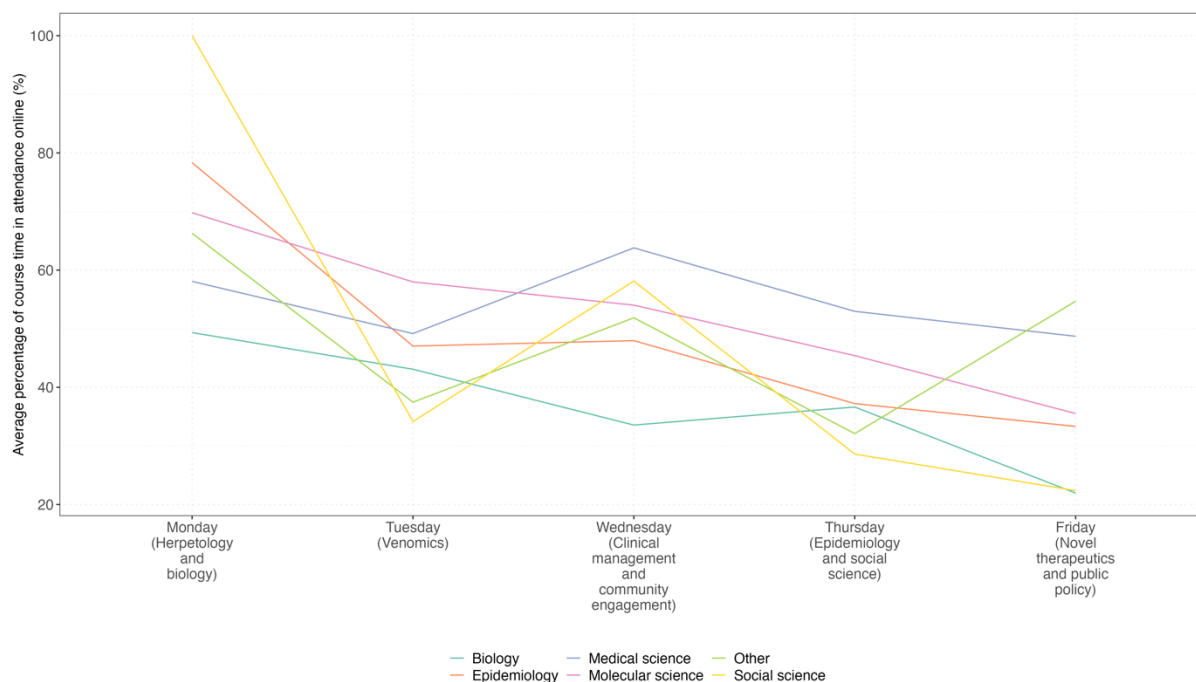
158  
 159 **Figure 1. Number of participants by attendance mode and (A) field of expertise, and (B) region of residence.**

160 Overall, 43.9% (47/107) of individuals attended all sessions, with fluctuations in attendance over the week  
 161 (Figure 2A). By mode of attendance, 76.9% (20/26) of in-person participants attended all days, 50.0% (3/6) of  
 162 hybrid participants attended all days, and 32.0% (24/75) of the online participants attended all days. Figure 2B  
 163 hybrid participants attended all days, and 32.0% (24/75) of the online participants attended all days. Figure 2B

164 shows attendance each day among those absent on at least one day – the majority of participants were present  
165 on Monday (77.6%, 83/107) and Wednesday (81.3%, 87/107), and attendance of individuals from all fields  
166 decreased over the week with the lowest attendance on Friday (51.4%, 55/107). The median number of days in  
167 attendance for individuals who did not attend on all days was 3 (25<sup>th</sup> percentile—75<sup>th</sup> percentile: 2 – 4 days).



168  
169 **Figure 2. Daily attendance by field of expertise for (A) all participants and (B) participants who did not attend**  
170 **every day of the summer school.** Online attendance each day was only considered for those who attended at  
171 least 60 minutes of course time.  
172  
173 Overall, the average percentage of session time spent online among online attendees was highest on Monday  
174 (64.6%, range: 49.3 – 100%) and lowest on Friday (39.6%, range: 21.9 – 54.7%). Over the week, attendance online  
175 decreased, with a slight increase on Wednesday (Figure 3), primarily among those from medical sciences, social  
176 sciences, and “other” (Figure 3).



177  
178 **Figure 3: Average percentage of course time in attendance online by day and field of expertise.** The  
179 percentage of time spent online for online attendees was calculated as the total number of minutes online for  
180 each discipline on each day divided by the total minutes of course time that day and was capped at 100%.  
181

182 A post-training questionnaire was completed by 72 individuals, representing roughly two-thirds of all  
183 participants. From the questionnaire responses, 20.8% (12/72) of participants highlighted the importance of the  
184 interdisciplinary approach in their open field comments, and two of those also called for additional group work  
185 to build on interdisciplinarity (*“Perhaps joint group work from different disciplines would also be an option.”*). In-  
186 person attendees commented on the great networking possibilities during the course. In contrast, online  
187 attendees pointed out the lack of networking possibilities and called for more travel grants (*“I attended the  
188 summer school virtually. Unfortunately, I hardly had an opportunity to expand my network. It would be great if  
189 there were more funds for participants from low to middle-income countries.”*). Further, some comments  
190 confirmed that external factors played a role in variances in online attendance (*“My agenda did not allow me to  
191 attend to all the lectures [...]”*).

192

## 193 Discussion

194 Interdisciplinary cooperation is crucial in combating NTDs. It enables holistic solutions that consider not only  
195 biomedical factors but also social determinants of health (11). Innovative strategies can be developed by  
196 integrating knowledge from different fields to reduce the burden of NTDs. This is particularly relevant for  
197 snakebite envenoming, a complex one-health challenge requiring an interdisciplinary approach for practical and  
198 effective solutions (4). To foster this approach, we organised a summer school in 2023 with lectures covering



199 various areas of snakebite envenoming research to bring together individuals from different disciplines and  
200 backgrounds interested in this topic. Data collected on participant attendance during this course show that this  
201 approach successfully promoted internationality and interdisciplinarity, bringing together individuals from  
202 various regions and fields of expertise. However, fluctuations in attendance indicate factors that may play a role  
203 in attendance, and areas for improvement when organising future events.

204

#### 205 ***Factors influencing drop-offs***

206 Individuals who attended the summer school in person participated in almost all sessions except on Thursday  
207 and Friday. This decrease was also observed for online participants on Friday and could be due to several factors,  
208 including the "Friday effect", which refers to higher absenteeism on Fridays. A similar trend has been observed  
209 in other analyses of regular school attendance and, therefore, does not necessarily correspond to the content or  
210 topics of the lectures on that day (12). Other factors could include 1) student factors, including a lack of interest  
211 in the content, lack of academic background or skills necessary to follow the subject, or lack of motivation; 2)  
212 environmental factors, including other work, family, or study commitments, or other external factors such as  
213 internet or power issues and time zone differences, and 3) course factors, including lectures not being engaging  
214 enough or the lack of institutional support (13).

215 Individuals who attended the summer school in person participated in more sessions than those who attended  
216 online, highlighting one of the main challenges of online courses. Most individuals who attended in person had  
217 to travel from outside of Hamburg (the location of the summer school), so the cost of travel, borne by  
218 themselves, their institute, or funded by a travel grant, could have been an incentive to attend more of the  
219 sessions. In contrast, online participants likely had other obligations during the week and could therefore not  
220 attend all sessions, as reflected in the evaluation comments and commonly reported in online courses (13, 14).  
221 Further, the absence of in-person attendees is more easily noticed, so their higher attendance rates could be  
222 associated with a sense of responsibility to themselves, their institutions, the organiser, or the funder.

223 Another obstacle to successfully running interdisciplinary courses is making course content interesting for  
224 individuals from a wide range of fields. The content taught on Friday, which focused on novel therapies for  
225 snakebite envenoming and public policy, could have led to lower attendance due to the existing research-policy  
226 divide (15) or because the details on new therapies presented were too far from many participants' realities in

227 LMICs. Content on these topics may need to be planned and advertised differently on the curriculum at future  
228 events.

229

### 230 ***Advantages and disadvantages of in-person and online attendance***

231 As the attendance of online participants was, on average, lower than that of in-person participants, the question  
232 arises as to whether events would be more interdisciplinary if they were only hosted for in-person attendance.

233 However, while this analysis shows that attendance was more consistent among in-person participants, a hybrid  
234 model (with sessions that have both online and in-person attendants) improves the internationality of such  
235 training sessions, which can be an important factor in fostering interdisciplinarity. Hosting sessions in a hybrid  
236 mode has several advantages, including reducing costs incurred by the host organisation as well as participants  
237 and not requiring participants to travel to the course, which decreases the environmental impact of the event by  
238 reducing long-distance travel (16). These costs are often a barrier, particularly for participants from LMICs,  
239 especially since such events are often hosted in high-income countries (17). Therefore, the possibility of online  
240 attendance and other facilitators like travel grants increases the accessibility of these courses (18). Only five such  
241 travel grants were available in our case, although the demand was much higher. Many applicants who were not  
242 awarded a travel grant participated online instead. However, it should be noted that this is not a long-term  
243 solution to achieve “conference equity”, and other solutions, such as hosting such events in LMICs, should be  
244 considered by organisers (17). While online participation has many advantages, it also has several disadvantages.  
245 In-person attendance allows for networking outside of course time, promoting ongoing and new collaboration  
246 (18).

247 While Slack was introduced as a free online communication platform, and an invitation was extended to all  
248 participants and lecturers to facilitate online networking, such a platform cannot replace face-to-face dialogue  
249 and connections made during in-person attendance, as noted in other online conferences (18). Future events  
250 should look for better solutions so online participants can network better when in-person attendance is not  
251 possible. In addition, it is essential to look for ways to bridge the gap between online and in-person participants.  
252 There is often a discrepancy between online participants, who mainly interact with their online peers, and in-  
253 person participants, who mainly interact with those physically present. This challenge must be addressed to  
254 ensure an interdisciplinary and engaging event for all. To improve this, additional sessions for interdisciplinary

255 group work or mandatory sessions for networking between online and in-person participants and speakers might  
256 be arranged.

257 Our analysis of interdisciplinarity and attendance is limited by the fact that we could only measure  
258 interdisciplinarity in terms of quantity, not quality. We could not determine whether participants were fully  
259 engaged while they attended in-person. Similarly, since no video was required, we could not determine whether  
260 online participants were merely logged in via their computer but not listening, or actively participating in online  
261 sessions. A more detailed, targeted collection of attendance data and post-training evaluation data at future  
262 interdisciplinary (teaching) events is needed to further identify gaps in attendance and ways to promote  
263 interdisciplinarity.

264 Based on the evaluation of this summer school, we have several recommendations for future interdisciplinary  
265 events. If the aim is to promote international attendance, we recommend hybrid events allowing in-person and  
266 online attendance. This should be supplemented by travel grants that are sufficient in number and volume, and  
267 awarded to participants from different disciplines and countries. To improve the experience of online  
268 participants, future events could also include greater involvement of individual online participants such as  
269 through guided, obligatory networking sessions and interdisciplinary group work for in-person and online  
270 participants. If courses are organised between international institutions, in-person attendance at satellite  
271 locations could also bridge the gap in networking opportunities for individuals who cannot travel to the main  
272 location. For future interdisciplinary events, attendance data should be collected, analysed and published to  
273 identify areas of improvement and thus improve the delivery of genuine interdisciplinary events.

274

## 275 **Acknowledgements**

276 We want to thank all lecturers and participants for being part of this summer school.

277

278

279

280

281

282

283

## References

- 284  
285  
286 1. Keynejad RC, Yapa HM, Ganguli P. Achieving the sustainable development goals: investing in  
287 early career interdisciplinarity. *Humanit Soc Sci Commun*. 2021;8(1):153.
- 288 2. Specht A, Crowston K. Interdisciplinary collaboration from diverse science teams can produce  
289 significant outcomes. *PLoS One*. 2022;17(11):e0278043.
- 290 3. Lariviere V, Haustein S, Borner K. Long-distance interdisciplinarity leads to higher scientific  
291 impact. *PLoS One*. 2015;10(3):e0122565.
- 292 4. Gutierrez JM, Borri J, Giles-Vernick T, Duda R, Habib AG, Malhotra A, et al. Understanding  
293 and tackling snakebite envenoming with transdisciplinary research. *PLoS Negl Trop Dis*.  
294 2022;16(11):e0010897.
- 295 5. Gutiérrez JM, Bolon I, Borri J, Ruiz de Castañeda R. Broadening the research landscape in the  
296 field of snakebite envenoming: Towards a holistic perspective. *Toxicon*. 2023;233:107279.
- 297 6. Ruiz de Castaneda R, Bolon I, Gutierrez JM. A transdisciplinary approach to snakebite  
298 envenoming. *Toxicon X*. 2022;13:100088.
- 299 7. WHO. Snakebite envenoming: a strategy for prevention and control. Geneva; 2019.
- 300 8. Gutierrez JM, Burnouf T, Harrison RA, Calvete JJ, Brown N, Jensen SD, et al. A call for  
301 incorporating social research in the global struggle against snakebite. *PLoS Negl Trop Dis*.  
302 2015;9(9):e0003960.
- 303 9. GLOHRA. About GLOHRA German Alliance for Global Health Research; 2024 [Available from:  
304 <https://globalhealth.de/about.html>].
- 305 10. Slack. What is Slack? : Slack Technologies, LLC; 2024 [Available from:  
306 <https://slack.com/intl/en-gb/help/articles/115004071768-What-is-Slack->].
- 307 11. Bonney KM. An argument and plan for promoting the teaching and learning of neglected  
308 tropical diseases. *J Microbiol Biol Educ*. 2013;14(2):183-8.
- 309 12. Clifton-Sprigg J, James J. The "Friday effect": school attendance over the week. Bath, UK:  
310 Department of Economics, University of Bath; 2023 Jun 29.
- 311 13. Lee Y, Choi J. A review of online course dropout research: implications for practice and future  
312 research. *Education Tech Research Dev*. 2011;59(5):593-618.
- 313 14. Hachey AC, Wladis C, Conway KM. Investigating online versus face-to-face course dropout:  
314 Why do students say they are leaving? *Educ Sci*. 2023;13(11):1122.
- 315 15. Scott JT, Larson JC, Buckingham SL, Maton KI, Crowley DM. Bridging the research-policy  
316 divide: Pathways to engagement and skill development. *Am J Orthopsychiatry*. 2019;89(4):434-41.
- 317 16. Skiles M, Yang E, Reshef O, Muñoz DR, Cintron D, Lind ML, et al. Conference demographics  
318 and footprint changed by virtual platforms. *Nat Sustain*. 2022;5(2):149-56.
- 319 17. Velin L, Lartigue J-W, Johnson SA, Zorigtbaatar A, Kanmounye US, Truche P, et al. Conference  
320 equity in global health: a systematic review of factors impacting LMIC representation at global health  
321 conferences. *BMJ Global Health*. 2021;6(1):e003455.

322 18. Niner HJ, Wassermann SN. Better for whom? Leveling the injustices of international  
323 conferences by moving online. *Front Mar Sci.* 2021;8.  
324

325 **Supporting information captions**

326

327 **S1 Appendix. The timetable of the summer school.** The summer school ran over five days (with half  
328 days on Monday and Friday) with sessions on herpetology/biology (Monday), venomics (Tuesday),  
329 clinical management and community engagement (Wednesday), epidemiology and social sciences  
330 (Thursday), and an outlook on novel therapeutics and public policy (Friday).

331

332 **S2 Appendix. Content-specific questions of the evaluation questionnaire.** The evaluation  
333 questionnaire was provided to all summer school attendees, including the lecturers, to identify areas  
334 for improvement for future events.

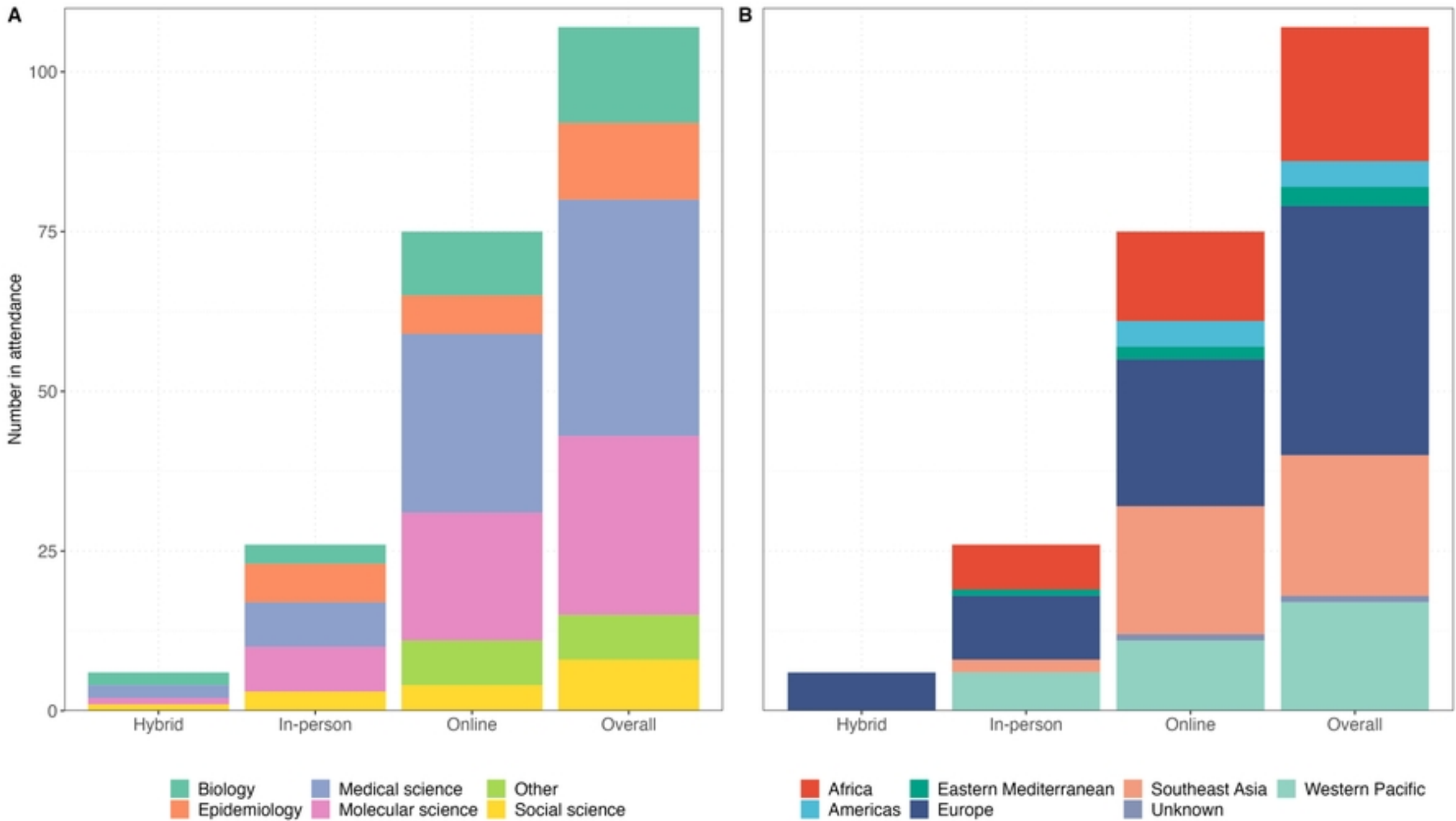


Figure 1

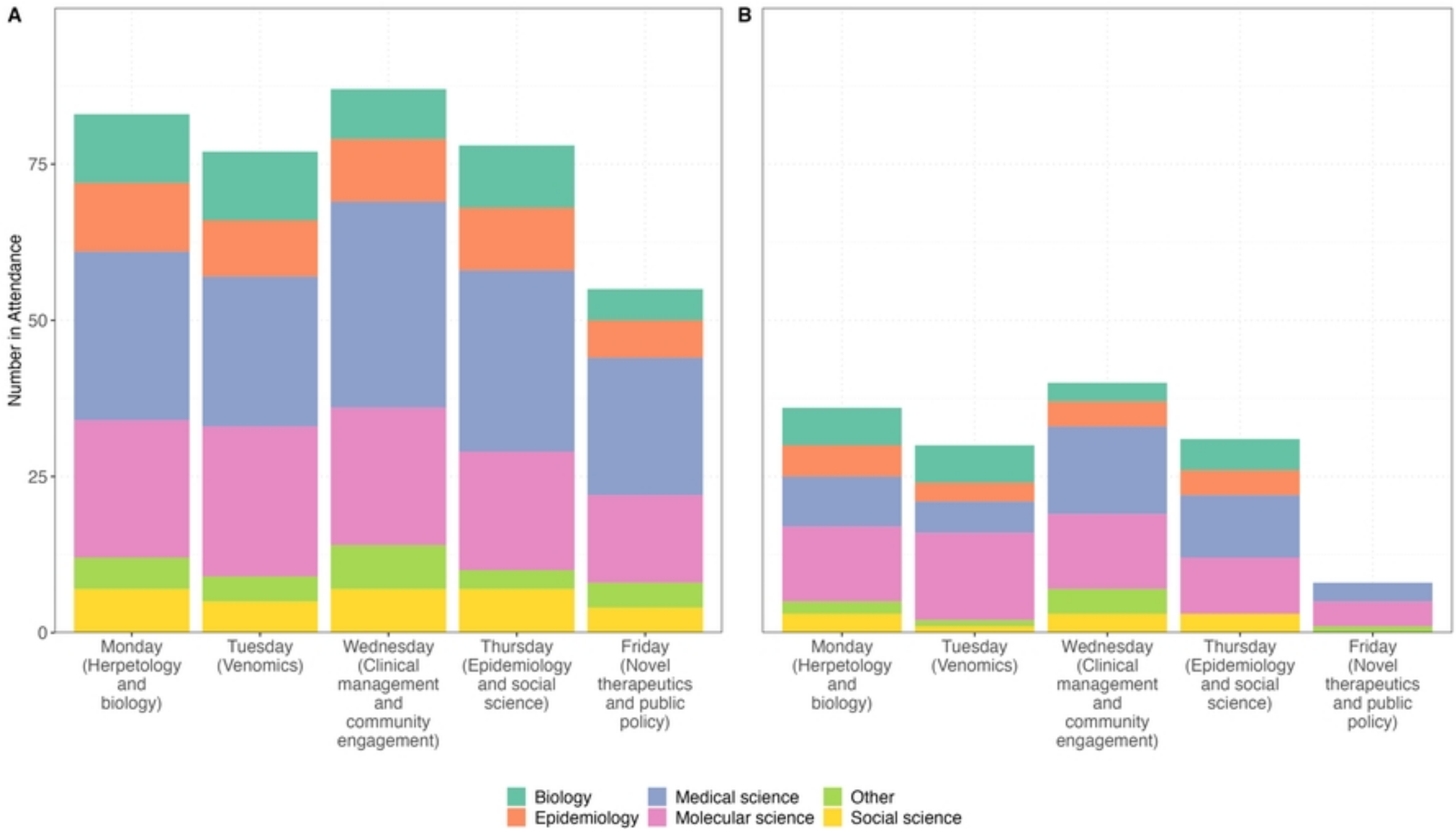


Figure 2



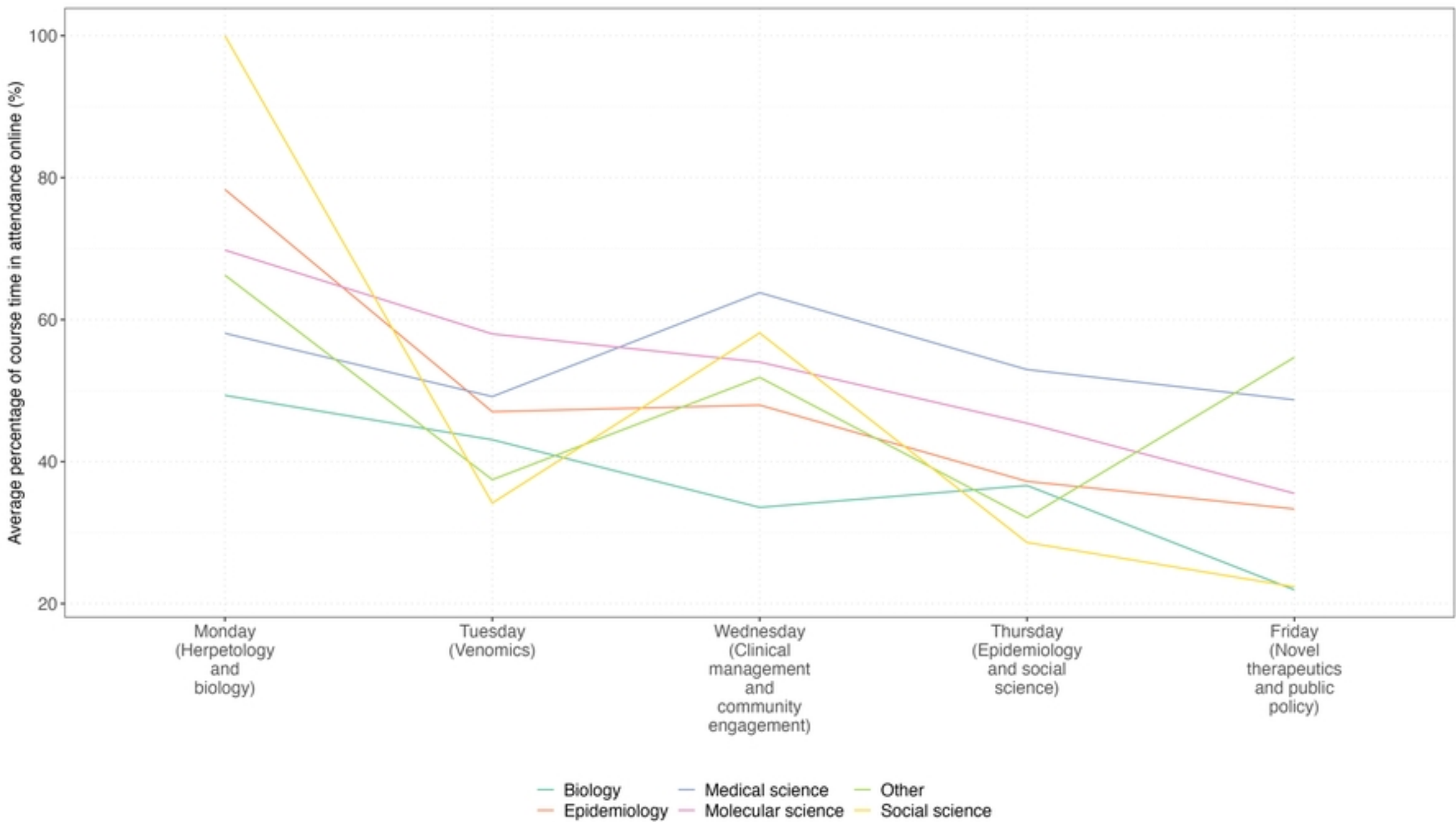


Figure 3