

1 Title: Primary health facility readiness to care for infants under  
2 six months at risk of poor growth and development: A HHFA-  
3 based survey

4 Short Title:

5 Primary health facility readiness and nutrition in infants under six months

6 Authors:

7 Tabitha D. van Immerzeel<sup>1,2</sup>, Abou Ba<sup>1,3</sup>, Maty Diagne<sup>1</sup>, Indou Deme-Ly<sup>1,4</sup>, Amanda E. Murungi<sup>5</sup>,  
8 Rebecca Penzias<sup>2</sup>, Daouda Seck<sup>1</sup>, Abdallah Diallo<sup>3</sup>, Carlos S. Grijalva-Eternod<sup>6</sup>, Marko Kerac<sup>6</sup>, Louise T.  
9 Day<sup>2</sup>

10

11 1. Cheikh Anta Diop University, Dakar, Senegal

12 2. Department of Infectious Disease Epidemiology and International Health, London School of Hygiene  
13 & Tropical Medicine, London, UK

14 3. Social Paediatric Institute, Dakar, Senegal

15 4. National Paediatric Hospital Albert Royer, Dakar, Senegal

16 5. Mulago National Referral Hospital, Kampala, Uganda

17 6. Department of Population Health, London School of Hygiene & Tropical Medicine, London, UK

18

19 Correspondance: [Tabitha.van-Immerzeel@lshtm.ac.uk](mailto:Tabitha.van-Immerzeel@lshtm.ac.uk)

20

## 21 Abstract

22 Malnutrition in infants under six months of age (u6m) is poorly identified and managed in many  
23 countries, increasing these children’s risk of poor growth and development and preventable mortality  
24 and morbidity. New 2023 WHO malnutrition guidelines recommend assessment, classification and  
25 treatment at primary health care level. This study aimed to assess primary health facility availability  
26 and readiness for WHO-recommended nutritional care in infants u6m.

27 We adapted the WHO Harmonized Health Facility Assessment (HHFA) with additional items for  
28 Management of small and nutritionally At-risk Infants u6m and their Mothers (MAMI): the HHFA-  
29 MAMI tool. Methods included survey of health care providers, direct observation and data extraction  
30 from routine registers to calculate mean percentages of a set of items for different readiness areas. We  
31 assessed 15 primary health facilities in Senegal, focusing on the five contact points for infants u6m:  
32 delivery and postnatal care, immunization programmes, sick child clinics and community health care.  
33 The HHFA-MAMI mean scores (n=15) were: general service availability 51%, general service readiness  
34 69%, management & finance 50%, clinical quality of care 47%. MAMI availability scored 48% and  
35 readiness 35%, MAMI infrastructure scored 72%, health workforce 61%, assess MAMI 54%, classify  
36 MAMI 15% and treat MAMI 38%, equipment 33% and guidelines & training 22%. Service utilization was  
37 highest in postnatal care and immunization contact points, MAMI availability & readiness was highest  
38 in delivery and postnatal care.

39 We conclude that primary health facilities in Senegal have potential to care for infants u6m at risk of  
40 poor growth and development with high general PHC readiness and frequent use of care contact points  
41 for infants u6m. MAMI availability and readiness require improvements to provide WHO-  
42 recommended care.

43

## 44 Introduction

45 Infants under six months of age (u6m) are often left behind in global efforts to reduce child  
46 malnutrition [1, 2]. Nutritional risk begins in utero, and continues during the neonatal period and  
47 thereafter [3]. More than a quarter of babies worldwide are born low birth weight (LBW) either as a  
48 result of being preterm, growth-restricted or both [4]. In a review of 54 low and middle-income  
49 countries, between birth and six months of age, an estimated 20.1% classified as underweight, 21.3%  
50 wasted and 17.6% stunted [5]. When at risk at u6m, these infants will continue to be at risk of both  
51 wasting and stunting later in life [6] and have a higher risk of mortality [7]. Longer-term consequences  
52 include impaired development [8],[9] and increased risk of developing cardiometabolic non-  
53 communicable diseases in adult life [10].

54 In 2023, the World Health Organization (WHO) published *Guidelines on the prevention and*  
55 *management of wasting and nutritional oedema (acute malnutrition) in infants and children under 5*  
56 *years*, which propose a transformative shift in approach for infants u6m, from predominantly hospital-  
57 based care to outpatient, primary health care (PHC) [11]. The rationale is that improved PHC will reach  
58 more infants u6m and prevent adverse outcomes [12]. Defined by WHO as “infants less than six  
59 months of age at risk of poor growth and development”, the emphasis of the guidelines is on early  
60 detection and timely support for the infant and mother dyad. The case definition for programme  
61 enrolment includes infants born small or preterm as well as infants u6m with poor anthropometry as a  
62 single or sequential measure (Textbox 1). Treatment, individually tailored for the dyad, includes  
63 intensive feeding support (breastfeeding or/and supplementary feeding for lactational failure) and  
64 detection and management of physical and mental health conditions for the mother and infant.

65

66 *Textbox 1. Summary of WHO 2023 guidelines for infants under six months at risk of poor growth and*

**Summary WHO 2023 guidelines for infants under six months at risk of poor growth and development**

*Assess*

- Screening at care contact points (e.g. delivery care, postnatal care, immunization programs, sick child clinics, community health care);
- Assessment of anthropometry, feeding, infant clinical and maternal nutrition and mental health;
- Mothers and infants are considered an interdependent dyad.

*Classify*

- Infants u6m with poor anthropometry (weight for length z-score <-2SD/ weight for age z-score) <-2SD/ mid upper arm circumference < 110 from 6 weeks) based on a single measure;
- Infants u6m with poor growth based on sequential measures;
- Infants born preterm/ low birth weight/ small for gestational age;
- Infants with known risk factors for poor growth and development (e.g. feeding problems, congenital issues).

*Treat*

- Referral to inpatient care for any 'danger signs' (as per IMCI e.g. fast breathing, lethargic, convulsions, refuses to drink);
- Outpatient treatment focused support for any underlying problem e.g. clinical treatment;
- Breastfeeding support, supplementary feeding (after comprehensive assessment), maternal mental health support;
- Follow-up until six months of age.

67 *development*

68

69 A care package consistent with the new WHO guidelines [13] had been previously developed by the  
70 MAMI (Management of small and nutritionally At-risk Infants u6m and their Mothers) Global Network  
71 of researchers, programmers and policy makers [14]. This MAMI Care Pathway uses similar case  
72 definitions and care principles as the WHO guidelines, and has been used to frame and inform our  
73 study [15].

74 Now that countries are starting to implement the new WHO guidelines, health facility assessment is an  
75 important first step in adapting to local contexts. WHO recently launched the Harmonized Health  
76 Facility Assessment (HHFA) [16], a novel comprehensive tool advancing previous tools. The HHFA data  
77 collection uses mixed methods: health worker surveys, direct observations and data extraction from  
78 routine registers, using closed questions and checklists. Items of service readiness are measured across  
79 the following dimensions and areas:

- 80 1. General service availability (areas: health infrastructure, health workforce and services  
81 available),
- 82 2. General service readiness (areas: amenities, basic equipment, infection prevention, diagnostic  
83 capacity, essential medicines and commodities),
- 84 3. An optional dimension of Service-specific availability & readiness
- 85 4. Management & finance (areas: facility governance, finances and accounting, staff support  
86 systems, quality and safety systems, information systems), and
- 87 5. Clinical quality of care (areas: record review for specific services).

88 The concept of service readiness assessment has been used to evaluate various programmes, such as  
89 emergency obstetric care [17], non-communicable diseases [18] and elderly care [19]. In the HHFA, a  
90 few nutrition related items are captured such as infant scales under equipment and service -specific  
91 items for small and sick newborns. However, nutritional care for infants u6m at PHC is currently not  
92 captured by the HHFA.

93 In Senegal, as in many countries, PHC for infants u6m is provided at five contact points along the  
94 continuum of care: delivery care, postnatal care, immunization programmes, sick child clinics and  
95 community health care [20]. Most (82%) births take place in a health facility [21], providing essential  
96 newborn care. Most (80%) mothers attend at least one postnatal visit [21]. Full vaccination coverage at  
97 23 months is currently 77% [21]. Integrated Management of Childhood Illnesses (IMCI) is offered at  
98 many primary health facilities [22], but healthcare-seeking behaviour remains low at 50% for fever or  
99 diarrhoea [21]. Community preventative services, including growth monitoring activities, are offered  
100 for children from birth to 59 months [23]. Currently, infants with low birth weight (estimated  
101 prevalence 11%) or malnutrition u6m (estimated prevalence 8%) [24], are managed as inpatients at  
102 secondary (health centres) or tertiary level (hospital) according to national guidelines [25]. However,  
103 qualitative research revealed mothers' and health providers' preference for outpatient care for  
104 uncomplicated cases, to make care more accessible and closer to the community [26].

105 This study aimed to assess primary health facility availability and readiness for WHO-recommended  
106 nutritional detection and care in infants under six months. The objectives were:

- 107 1. To measure general service readiness in primary health facilities in Senegal
- 108 2. To measure service-specific MAMI availability and readiness in primary health facilities in  
109 Senegal
- 110 3. To assess opportunities to implement WHO-recommended nutritional care for infants u6m at  
111 five primary health care contact points.

112

## 113 Methods

114 We conducted a descriptive, cross-sectional survey in 15 PHC facilities in three districts in Senegal,  
115 from 9 June to 17 September 2023, reported in alignment with the STROBE guidelines [27].

## 116 Setting and sites

117 In Senegal, primary health facilities are staffed by a team of at least one certified state nurse, one  
118 midwife and a few nurse assistants. Each health facility is assigned a catchment area target population  
119 and provides all basic primary care for this population, including infants u6m at five contact points:  
120 delivery with essential newborn care, postnatal care, immunization programme and sick child clinic  
121 (IMCI). Community health care is coordinated by these facilities, each for its catchment areas. The  
122 health district provides administrative and financial management and supervision of the primary  
123 health facilities but development partners coordinate and finance the community health care. The  
124 country of Senegal has 77 health districts and 809 primary health facilities, each covering on average  
125 11,500 inhabitants [28].

## 126 Survey tool development

127 We adapted the original HHFA [16] (Version 2) for PHC level in Senegal using the national health care  
128 policy plan [28], expert review including co-authors who practice clinically in Senegal (Tvl, AB and DS),  
129 and feedback from pilot testing. Adaptation kept fidelity to the dimensions (general service availability,

130 general service readiness, management & finance, and clinical quality of care) as well as their areas  
131 (Figure 1). Sub-areas and items under the sub-areas were selected and adapted applying several  
132 iterative steps:

- 133 - Selecting sub-areas relevant for PHC level (e.g. sub-area “beds” and “oxygen services” were not  
134 selected)
- 135 - Removing items that are not relevant for primary care in Senegal (e.g. “existence of a quality  
136 committee”, which is not implemented on this level).
- 137 - Reformulating certain items to be more appropriate to the local context (e.g. changing  
138 “governing board” to “health committee”)
- 139 - Reorganising the order of items for efficiency (e.g. all observations of the infrastructure/  
140 equipment at the end of the survey, all questions for the midwife grouped)
- 141 - Simplifying certain items, such as capturing equipment as present only when functional.
- 142 - For the record review sub-area, we selected immunization and IMCI, because of practicality.
- 143 - Adding one sub-area: to complete the clinical quality of care dimension, the sub-area “direct  
144 observations of care” was added. We used the observation checklist from SARA (Service  
145 Availability and Readiness Assessment)[29].

146 For the health facility density and nurse/ midwife density we used the WHO global standards [30].

147 *Figure 1. Flow diagram of HHFA-MAMI tool development and health facility survey sampling*

148

149 Following the format of the original HHFA, we collected three primary data :

- 150 - Health care provider survey closed questions, (yes/ no, or checklist), used for items concerning  
151 service delivery and organization of care.
- 152 - Direct observations, using a checklist for observed items (used for building, equipment,  
153 commodities and hygiene).

154 - Data from registers and reports, used for record review, number or patient visits and target  
155 population.

156 The final primary health facility assessment tool consisted of a selection of 137 of the 2571 original  
157 items across the four dimensions (S1 Appendix 1 for a full list of items).

158 We created a service-specific dimension “MAMI availability & readiness”, using similar areas as other  
159 service-specific dimensions that exist in the HHFA: health infrastructure, health workforce, service  
160 availability, equipment and guidelines & training. We (Tvl, AB and LD all clinicians and public health  
161 practitioners) mapped items from the evidence-based MAMI Care Pathway [14], developed in 2021  
162 which aligns with the 2023 WHO guidelines. The MAMI Care Pathway uses the WHO IMCI structure of  
163 “assess, classify and treat”, which we adopted as sub-headings under MAMI availability. The final  
164 “MAMI availability & readiness” dimension had 41 items, repeated for five care contact points, making  
165 205 items in total (Figure 1, Annex 1).

166 The draft HHFA-MAMI tool was translated into French and pilot tested by Tvl and a research assistant  
167 in a non-participating health facility and further revised by an iterative process in two rounds.

## 168 Sampling

169 We used a multi-step sampling process (Figure 1). First, we purposively selected three districts among  
170 the 77 in Senegal- where collaborators had existing partnerships: two rural (Dahra, Kaffrine) and one  
171 urban (Pikine) district. The sample size was determined by resources available for the study, as has  
172 been described in earlier service readiness studies with sample sizes of between 12 and 30 health  
173 facilities [31],[32]. We selected fifteen PHC facilities, five from each district using random number  
174 allocation from the sample frame list from the chief medical officer (18 facilities in Dahra, 24 in Kaffrine  
175 and 12 in Pikine). This was a descriptive pilot study, not testing hypotheses, therefore we did not  
176 calculate formal a-priori sample size.

177



## 178 Data collection

179 Two researchers (Tvl - a Dutch medical doctor living and working in Senegal and a Senegalese state  
180 nurse) conducted the HHFA-MAMI survey over two days at each health facility. Participants were  
181 recruited from the selected facilities from 9 June to 17 September 2023. On the first day, a face-to-face  
182 general questionnaire was administered to the focal point of the facility– the head nurse, who chose  
183 the convenient time and place. The head nurse then provided access to reports and registers needed  
184 for data extraction, appointed staff members with whom to conduct the rest of the face-to-face survey  
185 and organised the observations. The following day was used for observations of building, equipment  
186 and consultations and the remaining survey questions. We recruited mother/ infant dyads for  
187 observing a consultation at convenience (all infants u6m consulted at any of the contact points during  
188 the second survey day). Register data were accessed during the same time period (from 9 June to 17  
189 September 2023), record reviews were selected randomly (ten from each contact point, starting at a  
190 different month at each facility).

## 191 Data management and analysis

192 HHFA-MAMI data were collected using a password-protected tablet onto a customized digital ODK  
193 form [33]. The tablet synchronised with an encrypted central database, manually checked by the data  
194 collection team, exported [34] and saved on the LSHTM-secured cloud storage, on a password-  
195 protected device. We calculated the mean percentage of health facilities (n=15) that scored positively  
196 for each item (Figure 1), and the mean scores of a group of items (sub-area), with equal weighting. An  
197 area as well as dimension total mean score was calculated, again with equal weighting. These scores  
198 were used to compare between the five contact points.

## 199 Ethics

200 Ethical approval was obtained from the National Ethics Committee in Senegal (Ref: SEN 19/78) and  
201 LSHTM (Ref: 28311). Written informed consent was obtained from all health providers with provision  
202 of an information sheet prior to conducting the surveys. Written informed consent with provision of an

203 information sheet, was obtained from the mothers, or a trusted witness (family member/ neighbour)  
204 at the mother's request, before observing a consultation with their infant. Although patient identifiable  
205 data were accessible to the researchers who extracted data, all register data were collected with no  
206 identifiers.

207

## 208 Results

209 The catchment area population for the included primary health facilities was (median, interquartile  
210 range (IQR)) 14,557 (9079-26,098) people of which 320 (213- 415) infants u6m (Table 1).

211 *Table 1. Characteristics of the population being served and seeking care at the five care contact points*  
212 *of the selected PHC facilities.*

Population characteristics (2022) for selected primary health facilities (n=15)	(median, IQR)
Target whole population	14,557 (9079-26,098)
Expected births	596 (373-963)
Target population u6m	320 (213-415)
Service utilisation (number of visits in 2022)	
Curative care visits all ages (n=15)	4202 (2990-9190)
Delivery care (n=15)	295 (151-410)
Postnatal care (n=15)	578 (315-1319)
Immunization program (n=15)	719 (389-1541)
Sick child clinic (n=15)	216 (133-419)
Community Health (n=8)	248 (102-482)

213

214 In each of the 15 primary health facilities, we conducted between one and four interviews (n=32), zero  
215 to five direct care observations (n=49) and 19-20 record reviews (n=288).

216

### 217 General service readiness in primary health facilities (objective 1)

218 The HHFA-MAMI general scores (n=15) were: general service availability 51%, general service readiness  
219 69%, management & finance 50% and clinical quality of care 47%.

220 Within general service availability, infrastructure (50%) and health workforce (21%) scored lowest with  
221 only four facilities meeting the primary health facility density indicator and one meeting the nurse/  
222 midwife density indicator (Table 2).

223 Within general service readiness, amenities scored 68%, basic equipment 63%, infection prevention  
224 76%, diagnostics capacity 81% and essential medicines and commodities 60%. Within management &  
225 finance, governance (84%) and facility finances (60%) scored higher than staff support systems (46%),  
226 quality and safety systems (32%) and health information systems (29%). Clinical quality of care scored  
227 57% on record review and 37% on direct observations of care. (Table 2)

228

229

230

231

232

233

234

235

236

237 *Table 2. HHFA-MAMI results: primary health care dimensions and MAMI availability & readiness*

238 *dimension*

## HHFA for primary health care

HHFA for primary health care				3. MAMI availability & readiness		
Dimensions and areas	Sub-areas (number of items)	Mean %	Mean %	Areas and sub-areas (number of items)	Mean %	
<b>1. General service availability (n=15)</b>				<b>51</b>	<b>3.1 MAMI service availability (n=15)</b>	<b>48</b>
1.1 Health infrastructure	Primary health facility density <sup>a</sup> (1)	27		Infrastructure MAMI (1x5)	72	
	Building structure and security conditions (8)	73	50			
1.2 Health workforce	Health workforce density <sup>b</sup> (1)	13		Health workforce MAMI (2x5)	61	
	Staffing plan (3)	29	21			
1.3 Services available	Outpatient service availability 24h/day (1)	67		Availability: Assess MAMI (9x5)	54	
	Availability of infant services (5)	95	81	Availability: Classify MAMI (5x5)	15	
<b>2. General service readiness (n=15)</b>				<b>69</b>	<b>3.2 MAMI service readiness (n=15)</b>	<b>35</b>
2.1 Amenities	Basic amenities main service area (12)	68	68			
2.2 Basic equipment	Basic equipment outpatient area functional (12)	63	63	Equipment and medicine MAMI (8x5)	33	
	Standard precautions for infection prevention (11)	76	76			
2.3 Infection prevention	Basic diagnostic capacity (9)	81	81	Guidelines and training MAMI (8x5)	22	
2.4 Diagnostic capacity	Essential medicines (11)	46				
2.5 Essential medicines and commodities	Pharmaceutical commodity storage (6)	74	60			
<b>4. Management &amp; finance (n=15)</b>				<b>50</b>		
4.1 Facility governance/ management (6)			84			
4.2 Facility finances and accounting (6)			60			
4.3 Staff support systems (6)			46			
4.4 Quality and safety systems (5)			32			
4.5 Health information systems (8)			29			
<b>5. Clinical quality of care</b>				<b>47</b>		
5.1 Record review (n=288)	Record review immunization (6)	44	57			
	Record review sick child clinic (6)	70				
5.2 Direct observation of care (n=49)	Service delivery observations (9)	38	37			

General observations (5)

36

239 <sup>a</sup> compared to standard 1/10.000 people, <sup>b</sup> compared to standard 2.5 primary care workers/ 1000  
240 people

## 241 Service-specific MAMI availability & readiness (objective 2)

242 Overall, the MAMI availability & readiness dimension scored 48% on availability and 35% on readiness.  
243 Infrastructure 72% and health workforce 61% scored higher than availability assess MAMI 54%, classify  
244 MAMI 15% and treat MAMI 38%. Equipment scored 33% and guidelines & training 22% (Table 2).

245 Service utilisation (median patient visits in 2022, IQR) was high in immunization programmes (719,  
246 389-1541) and postnatal care (578, 315-1319), compared to a median of 4202 (2990, 9190) patient  
247 curative visits in 2022 for all ages (Table 1). Scores per sub-area with mean service utilisation for each  
248 care contact point are shows in Figure 2.

249 *Figure 2. HHFA-MAMI assessment of mean service utilisation and availability & readiness for five care*  
250 *contact points in three districts in Senegal (n=15 PHC facilities)*

## 251 Nutritional care for infants u6m at five primary health care contact points (objective 3)

252 Comparisons of scores between the five contact points are visualised in a heatmap in Figure 3.

253 *Figure 3. Heat map MAMI availability & readiness items for five care contact points for infants u6m*  
254 *(n=15 PHC facilities)*

255 Infrastructure for MAMI scored high (72%): Delivery, postnatal care and sick child clinics were mostly  
256 open seven days a week, while immunization programmes were often provided weekly. Community  
257 health activities were provided monthly and were only offered in the two rural districts.

258 Health workforce, defined by the number of health providers available as well as their level of training,  
259 scored 61%. Delivery care, postnatal care and sick child clinics were provided by midwives or state  
260 nurses, while immunization service and community health were provided by lower trained health  
261 providers. Numbers of health providers were lowest in sick child clinics (27% with three health  
262 providers or more), while community health had most service providers (13 on average).

263 MAMI “Assess”, including measurements such as weight, length or mid-upper-arm-circumference  
264 (MUAC), scored higher (54%) than “Classify” (15%) and “Treat” (38%). Health care providers reported  
265 that weight was taken at all clinical contact points, while only at delivery care a detailed  
266 anthropometric assessment was done, including weight and length (100% of facilities) and MUAC  
267 (93%). Midwives routinely observed breastfeeding after birth (100%), but not all of them reported to  
268 ask for feeding difficulties (60%). At most care contact points, either breastfeeding observation or  
269 asking for feeding difficulties was reported. Most (87%) midwives also reported conducting assessment  
270 of maternal nutrition status and maternal mental health, although the survey did not provide detailed  
271 information on how this was done. Infant physical examination was reported to be done by midwives  
272 (73% of the facilities at delivery, 67% at postnatal care) and providers at sick child clinics (80%), not at  
273 immunization programmes or in community health care.

274 MAMI “Classify” scored low overall (15%), meaning interpreting nutritional deficits with the usage of  
275 growth charts and classifying into for example normal/ moderate/ severe malnutrition. Midwives  
276 reported diagnosing low birth weight (100%) and sometimes prematurity (47%), while at sick child  
277 clinics infants were classified as wasted/non-wasted (80%) using weight for length, rarely MUAC (7%).  
278 At immunization programmes, weight was sometimes plotted for age (27%) or for length (20%). At  
279 postnatal care and community health, classification was rarely done.

280 MAMI “Treat” reported referral of at risk infants in 84% of all five contact points at the 15 facilities,  
281 either to a different facility contact point (e.g. sick child clinic) or externally to the nearest district  
282 hospital or a tertiary centre (up to 300 kilometres away). Breastfeeding counselling was reported to  
283 happen at delivery and postnatal care (100%), immunization programmes (80%) and sick child clinics  
284 (80%). At over two third (67%) of the delivery and postnatal care contacts points and over half (53%) of  
285 the sick child clinics, providers said to regularly prescribe infant formula, for example in case of low  
286 birth weight or when the mother self-report insufficient milk.

287 Explanation of growth charts to the mother was reported to happen at 27% of immunization  
288 programmes and 20% of sick child clinics. Medical treatment for infants with clinical conditions was  
289 provided at birth (93%), during postnatal care (87%) and during sick child clinics (100%). Community  
290 follow-up was mostly absent, with one exception where a midwife reported referral to community  
291 health workers for postnatal home visits.

292 Overall, MAMI equipment readiness at care contact points was 33%. In 93% of the facilities, an adult  
293 scale was seen at the general outpatient area, only in 7% of the five contact points for infants u6m. All  
294 facilities had at least one functioning infant scale. Most (13) facilities had a functional analogue scale,  
295 five a digital, five a SECA-876 mother/ baby scale and at 12 a Salter scale. Health providers at most (12)  
296 facilities stated that their equipment is usually calibrated.

297 A length board was observed in all 15 health facilities. This standardised UNICEF device was seen in sick  
298 child clinics (100%) and immunization programs (53%). A standardised coloured MUAC tape was seen  
299 in 100% of sick child clinics and 53% of immunization programmes. At delivery care and postnatal care  
300 an unrecommended simple measuring tape was seen, used for taking both length and MUAC. Growth  
301 charts for weight and length were observed in 5% of the total contact points, although these were  
302 present in parent-held immunization cards which were not observed for this study. Laminated weight  
303 for height Z-score tables were observed, at consultation desks in postnatal care or sick child clinics  
304 (20%). In community health care in the two rural districts we saw a customised “look-up table”  
305 developed by the national nutrition advisory board (CNDN) to determine expected monthly weight  
306 gain (independent of the infants' age) [35]. Infant formula milk was not observed to be stocked at any  
307 of the facilities.

308 Guidelines and training relevant for MAMI scored low overall (22%). In over half (53%) of the sick child  
309 clinics, IMCI-related guidelines were observed, often displayed on walls. Breastfeeding visual aids  
310 existed in the mother/ child record booklets, produced by the ministry of health and midwives  
311 reported using them widely for breastfeeding counselling after birth (93%) and during postnatal care



312 (93%). Staff training at contact points over the previous three years was most frequently for  
313 immunization (40%), malnutrition (36%) and IMCI (12%). Guidelines or criteria for referral of infants  
314 with low birth weight or malnutrition were not seen.

## 315 Discussion

316 Primary health care facilities in Senegal have potential to care for infants u6m at risk of poor growth  
317 and development and their mothers. The HHFA-MAMI survey in 15 facilities found MAMI availability of  
318 48% and MAMI readiness of 35%. This is an important indication that the implementation of 2023  
319 WHO recommendations at PHC level is possible. Infrastructure, health workforce and equipment were  
320 available, but varied between service contact points. Among the three steps, infants were frequently  
321 **assessed** including for anthropometry, but not often **classified** as at risk, which is essential for  
322 adequate **treatment** as outpatients and referral for complications. Breastfeeding support was  
323 commonly provided, while the frequent prescription of infant formula showed a need for  
324 supplementary feeding guidance. Maternal mental health support was an observed gap. We found  
325 opportunities at each of the five contact points to implement WHO nutritional recommendations for at  
326 risk infants u6m.

## 327 Interpretation

328 The HHFA has been created to evaluate implementation of existing health policies, however, we found  
329 our HHFA-MAMI adaptation useful and potentially informative at the pre-implementation phase of  
330 WHO guidelines for infants u6m at risk of poor growth and development in Senegal. Current low scores  
331 could rapidly improve once the new WHO recommendations are formally rolled out and the survey is  
332 repeated in the future. Repeated readiness analysis has been used for evaluation purposes in more  
333 general maternal and child services in Senegal [36]. Similarly, for small and sick newborns, the NEST360  
334 alliance has developed a readiness tool for repeated analysis of hospital care [37].  
335 Among the four general HHFA dimensions, general service readiness is most used in other studies. Our  
336 HHFA-MAMI general service readiness of 69% was slightly higher than other studies that assessed PHC  
337 readiness: 60.5% in Bangladesh and 61.5% in Mongolia [38],[39]. Our HHFA general service availability  
338 showed neither facility density nor health worker density meeting WHO standards in Senegal, which  
339 are important indicators in improving primary care coverage [40]. The dimension management &

340 finance was rarely assessed in other studies, while in a study on elderly care readiness, these aspects  
341 performed poorest [19]. Our low scores for health information systems (29%) and quality systems  
342 (32%) might need attention, implementing new services. The clinical quality of care dimension is  
343 essential in the HHFA, because readiness measured by only structural inputs has shown to poorly  
344 correlate with quality of care [41].

345 Previous nutrition service availability and readiness research for a wider age range (under 5 years) used  
346 similar items to our HHFA-MAMI tool, e.g. in primary health facilities in Nigeria: “offers child growth  
347 monitoring” (91.5%) and “diagnoses child malnutrition” (81.4%) [42]. A multi-country (n=11) nutrition-  
348 related readiness analysis at primary care facilities found overall low scores, comparable to our study:  
349 30% “counselled on child growth” and 21% “plotted weight in growth chart” [43]. Stakeholder  
350 consultation to developed a readiness indicator list focussed on nutritional quality of care for mothers  
351 and children under five years showed similarities to our tool, such as items “ask for feeding”, and  
352 “plotting the weight in a growth curve” [44].

353 Although our data did not allow us to calculate service coverage, the service utilisation gave some  
354 indication of how many infants and mothers are seen at the contact points. Combining service  
355 utilisation with readiness had earlier been described as a useful way to assess effective coverage [45].

### 356 **Actionable findings to implement WHO guidelines at PHC contact points in Senegal**

357 At childbirth services in Senegal, midwives routinely measure birth weight, as in other contexts [46],  
358 and in line with the new WHO recommendations for at risk infants u6m, also measure length and  
359 MUAC, although some with unrecommended measuring tools.

360 At postnatal care, breastfeeding support was routinely provided in our study facilities, and extending  
361 this practice beyond the postnatal age up to 6m would be crucial for WHO guideline implementation  
362 [47]. A standardized breastfeeding assessment tool could help identify those at risk, needing closer  
363 breastfeeding support and follow-up [48]. Infant formula was reported to be frequently prescribed in

364 our study although not observed to be stocked in the health facilities and new WHO guidelines could  
365 support in supplementary feeding counselling.

366 Immunization services are expected to monitor children’s growth according to Senegal health policy yet  
367 do not always have the anticipated impact for at risk infants [49], due to a lack of proper use of growth  
368 charts [50]. There is an urgent need for better tools or lookup tables to simplify the usage of growth  
369 charts [51]. Besides weight, other anthropometric measurements are promising in infants u6m such as  
370 MUAC, although more evidence is needed to validate cut-off values [52] and to standardize MUAC  
371 tapes [53].

372 Sick child clinics in Senegal apply IMCI although concerns have been expressed regarding fidelity to  
373 guidelines [36]. The MAMI Care Pathway uses the IMCI structure “assess, classify, treat”, and aligning  
374 WHO guidelines implementation to IMCI would be beneficial. Maternal mental health support is an  
375 important element in the new WHO guideline that complements IMCI and could make a major  
376 contribution to improving nutritional outcomes for u6m children [54].

377 Community health care provides opportunities in detecting at risk infants, with larger numbers of  
378 health providers than at other care contact points in our study. To benefit from its advantages, task  
379 allocation is crucial [55] and there is a need for supervision and clinical mentoring to strengthen this  
380 service [56].

## 381 Limitations

382 Our research is the first effort using the HHFA for u6m infant nutrition assessment, making it novel,  
383 though less comparable to similar studies using older tools, which is a limitation. Another limitation is  
384 that cut-off points for readiness scores have not yet been defined: what overall score is ‘good enough’  
385 for a particular facility. Future research is needed to validate the HHFA for various settings. However,  
386 our HHFA-MAMI tool showed proof of concept in this study and could be tested and validated in wider  
387 context.

388 The HHFA-MAMI captures mainly nutritional items, that do not necessarily cover all the risk factors  
389 underlying infant malnutrition [57]. However, a strength of our tool is its parsimonious collection of  
390 137 general and 41 MAMI items from PHC facilities, that require only 1-2 days of data collection by one  
391 or two people.

392 Finally, we acknowledge that our sample size was small to compare scores between districts. However,  
393 our data are critical to inform sample size calculations and logistical considerations for future more  
394 analytical service-readiness studies.

### 395 **Generalisability**

396 A recent stakeholder consultation in 42 countries revealed a perceived need for improved detection  
397 and care for at risk infants u6m [58], which will be accelerated by the 2023 WHO malnutrition  
398 guidelines. Senegal was mentioned as an exemplar country in stunting reduction, because of its  
399 effective implementation of nutrition policy and multisectoral approach [59]. The HHFA-MAMI survey  
400 tool we developed and future MAMI implementation lessons learned from Senegal might therefore  
401 inspire countries in the region and beyond.

### 402 **Conclusion**

403 Primary health facilities in Senegal have potential to care for infants u6m at risk of poor growth and  
404 development with high general PHC readiness and frequent use of care contact points for infants u6m  
405 (delivery and postnatal care, immunization programmes, sick child clinics and community health care).  
406 Our HHFA-MAMI survey found suboptimal MAMI availability and readiness, but many items are in  
407 place or could be strengthened, implementing WHO-recommended nutritional care for at risk infants.

### 408 **Acknowledgements**

409 We greatly thank all health care providers we interviewed, who welcomed us in their working place  
410 and homes and were willing to share information. We thank the mothers of the infants who allowed us  
411 to observe their consultation and whose information we extracted from registers and reports. We  
412 thank professor Babacar Faye for facilitating ethics application and professor Saliou Diouf and Johan

413 Velema for their advice on the project. We thank the administrative heads who facilitated the study in  
414 each of the three districts in Senegal. A huge thanks to Sheikh Jallow who assisted in data collection.  
415 *“Electronic data solutions were provided by LSHTM Global Health Analytics (odk.lshtm.ac.uk).”*

416

## 417 References

- 418 1. Keats EC, Das JK, Salam RA, Lassi ZS, Imdad A, Black RE, et al. Effective interventions to address  
419 maternal and child malnutrition: an update of the evidence. *The Lancet Child & Adolescent Health*.  
420 2021;5(5):367-84.
- 421 2. Kerac M, McGrath M. Management of Acute Malnutrition in Infants under 6 Months of Age  
422 (book chapter, chapter 14). In: Karakochuk CD, Whitfield, K.C., Green, T.J., & Kraemer, K., editor. *The*  
423 *Biology of the First 1,000 Days*: CRC Press; 2017. p. 207-20.
- 424 3. Victora CG, Christian P, Vdaletti LP, Gatica-Domínguez G, Menon P, Black RE. Revisiting  
425 maternal and child undernutrition in low-income and middle-income countries: variable progress  
426 towards an unfinished agenda. *The Lancet*. 2021;397(10282):1388-99.
- 427 4. Lawn JE, Ohuma EO, Bradley E, Idueta LS, Hazel E, Okwaraji YB, et al. Small babies, big risks:  
428 global estimates of prevalence and mortality for vulnerable newborns to accelerate change and  
429 improve counting. *Lancet*. 2023;401(10389):1707-19.
- 430 5. Kerac M, James PT, McGrath M, Brennan E, Opondo C, Frison S. Infant malnutrition in low-and  
431 middle-income countries: assessment and prevalence of small and nutritionally at-risk infants aged  
432 under 6 months in 54 Demographic & Health Survey datasets. medRxiv. 2021.
- 433 6. Mertens A, Benjamin-Chung J, Colford JM, Jr, Hubbard AE, van der Laan MJ, Coyle J, et al. Child  
434 wasting and concurrent stunting in low- and middle-income countries. *Nature*. 2023;621(7979):558-67.
- 435 7. Grijalva-Eternod CS, Kerac M, McGrath M, Wilkinson C, Hirsch JC, Delchevalerie P, et al.  
436 Admission profile and discharge outcomes for infants aged less than 6 months admitted to inpatient  
437 therapeutic care in 10 countries. A secondary data analysis. *Matern Child Nutr*. 2017;13(3).
- 438 8. Walker SP, Wachs TD, Meeks Gardner J, Lozoff B, Wasserman GA, Pollitt E, et al. Child  
439 development: risk factors for adverse outcomes in developing countries. *The Lancet*.  
440 2007;369(9556):145-57.
- 441 9. Kirolos A, Goyheneix M, Kalmus Eliaz M, Chisala M, Lissauer S, Gladstone M, et al.  
442 Neurodevelopmental, cognitive, behavioural and mental health impairments following childhood  
443 malnutrition: a systematic review. *BMJ Glob Health*. 2022;7(7).
- 444 10. Grey K, Gonzales GB, Abera M, Lelijveld N, Thompson D, Berhane M, et al. Severe malnutrition  
445 or famine exposure in childhood and cardiometabolic non-communicable disease later in life: a  
446 systematic review. *BMJ Glob Health*. 2021;6(3).
- 447 11. WHO. Guidelines on the prevention and management of wasting and nutritional oedema  
448 (acute malnutrition) in infants and children under 5 years. 2023 [cited 2023 Dec 12]. Available from:  
449 <https://www.who.int/publications/i/item/9789240082830>.
- 450 12. Kerac M, Mwangome M, McGrath M, Haider R, Berkley JA. Management of acute malnutrition  
451 in infants aged under 6 months (MAMI): Current issues and future directions in policy and research.  
452 *Food and Nutrition Bulletin*. 2015;36(1).
- 453 13. Marie M. MAMI and the 2023 WHO recommendations: We’re talking the same talk! *Field*  
454 *Exchange* 71. 2023;71:6.
- 455 14. ENN, LSHTM, Collaborators. MAMI Care Pathway Package, Version 3 (2021) 2021 [updated  
456 2021/05/04/. Available from: <https://www.ennonline.net/mamicarepathway>.

- 457 15. Kelsey Grey EB, Marko Kerac, Marie McGrath. The MAMI Care Pathway Package: A resource to  
458 support the management of small and nutritionally at-risk infants under six months of age and their  
459 mothers (MAMI). *South Sudan Medical Journal*. 2021;Vol 14. .
- 460 16. WHO. Harmonized Health Facility Assessment. 2022 [cited 2022 Dec 13]. Available from:  
461 <https://www.who.int/data/data-collection-tools/harmonized-health-facility-assessment>.
- 462 17. Pandey AR, Adhikari B, Lamichhane B, Joshi D, Regmi S, Lal BK, et al. Service availability and  
463 readiness for basic emergency obstetric and newborn care: Analysis from Nepal Health Facility Survey  
464 2021. *PLoS One*. 2023;18(8):e0282410.
- 465 18. Ammoun R, Wami WM, Otieno P, Schultsz C, Kyobutungi C, Asiki G. Readiness of health  
466 facilities to deliver non-communicable diseases services in Kenya: a national cross-sectional survey.  
467 *BMC Health Serv Res*. 2022;22(1):985.
- 468 19. Ssensamba JT, Mukuru M, Nakafeero M, Ssenyonga R, Kiwanuka SN. Health systems readiness  
469 to provide geriatric friendly care services in Uganda: a cross-sectional study. *BMC geriatrics*.  
470 2019;19(1):1-13.
- 471 20. ANSD. Sénégal : Enquête Continue sur la Prestation des Services de Soins de Santé (ECPSS)  
472 2019. Rapport des indicateurs clés. The DHS Program ICF; 2020.
- 473 21. ANSD. Enquête Démographique et Sanitaire du Sénégal 2018 Dakar, Senegal: Republique du  
474 Sénégal; 2019.
- 475 22. Gera T, Shah D, Garner P, Richardson M, Sachdev HS. Integrated management of childhood  
476 illness (IMCI) strategy for children under five. *Cochrane Database Syst Rev*. 2016(6):CD010123.
- 477 23. MSAS. Plan Stratégique Multisectoriel de la Nutrition du Sénégal. Dakar, Senegal: Republique  
478 du Sénégal; 2016.
- 479 24. MSAS. Enquete Nutritionnelle Nationale Utilisant la Méthodologie SMART. Dakar, Senegal:  
480 Republique du Sénégal; 2016.
- 481 25. MSAS. Protocole National de Prise en Charge de la Malnutrition Aigue. Dakar, Senegal:  
482 Republique du Sénégal; 2013.
- 483 26. van Immerzeel TD, Camara MD, Deme Ly I, de Jong RJ. Inpatient and outpatient treatment for  
484 acute malnutrition in infants under 6 months; a qualitative study from Senegal. *BMC Health Serv Res*.  
485 2019;19(1):69.
- 486 27. EQUATOR. Enhancing the QUALity and Transparency Of health Research. 2023 [cited 2023 Oct  
487 10]. Available from: <https://www.equator-network.org/reporting-guidelines/>.
- 488 28. MSAS. Plan National de Développement Sanitaire et Social du Sénégal 2019- 2028. Dakar,  
489 Senegal: Republique du Sénégal; 2019.
- 490 29. WHO. Service availability and readiness assessment (SARA): an annual monitoring system for  
491 service delivery: reference manual2013 [cited 2022 Nov 23]. Available from:  
492 [https://www.who.int/data/data-collection-tools/service-availability-and-readiness-assessment-\(sara\)](https://www.who.int/data/data-collection-tools/service-availability-and-readiness-assessment-(sara)).
- 493 30. WHO. Global Health Observatory data repository. 2018 [cited 2023 Oct 17]. Available from:  
494 <https://apps.who.int/gho/data/?theme=main>.
- 495 31. Adedoyin O, Ogunyemi MRB, Adedayo E, Ojo, Sarah B, Welch, Oluwatosin O, Onasanya, Victoria  
496 O, Yesufu, Abisola O, Omotayo, Lisa R, Hirschhorn. Provider and facility readiness for age-friendly  
497 health services for older adults in primary health care centres in southwest, Nigeria. 2023.
- 498 32. Chaulagain DR, Malqvist M, Wrammert J, Gurung R, Brunell O, Basnet O, et al. Service  
499 readiness and availability of perinatal care in public hospitals - a multi-centric baseline study in Nepal.  
500 *BMC Pregnancy Childbirth*. 2022;22(1):842.
- 501 33. Hartung C. Open Data Kit: Tools to Build Information Services for Developing Regions. In: ICTD,  
502 editor. London, UK2010.
- 503 34. MicrosoftCorporation. Microsoft Excel. 2402 ed2018.
- 504 35. CNDN. Table poids attendu. 2019 [cited 2023 Oct 17]. Available from: [https://cndn.sn/bon-a-](https://cndn.sn/bon-a-savoir/enfant/)  
505 [savoir/enfant/](https://cndn.sn/bon-a-savoir/enfant/).
- 506 36. Leslie HH, Hategeka C, Ndour PI, Nimako K, Dieng M, Diallo A, et al. Stability of healthcare  
507 quality measures for maternal and child services: Analysis of the continuous service provision  
508 assessment of health facilities in Senegal, 2012-2018. *Trop Med Int Health*. 2022;27(1):68-80.

- 509 37. Penzias RE, Bohne C, Ngwala SK, Zimba E, Lufesi N, Rashid E, et al. Health facility assessment of  
510 small and sick newborn care in low- and middle-income countries: systematic tool development and  
511 operationalisation with NEST360 and UNICEF. *BMC Pediatr.* 2024;23(Suppl 2):655.
- 512 38. Shawon MSR, Adhikary G, Ali MW, Shamsuzzaman M, Ahmed S, Alam N, et al. General service  
513 and child immunization-specific readiness assessment of healthcare facilities in two selected divisions  
514 in Bangladesh. *BMC Health Serv Res.* 2018;18(1):39.
- 515 39. Jigjidsuren A, Byambaa T, Altangerel E, Batbaatar S, Saw YM, Kariya T, et al. Free and universal  
516 access to primary healthcare in Mongolia: the service availability and readiness assessment. *BMC*  
517 *Health Serv Res.* 2019;19(1):129.
- 518 40. Ahmat A, Asamani JA, Abdou Illou MM, Millogo JJS, Okoroafor SC, Nabyonga-Orem J, et al.  
519 Estimating the threshold of health workforce densities towards universal health coverage in Africa. *BMJ*  
520 *Glob Health.* 2022;7(Suppl 1).
- 521 41. Leslie HH, Sun Z, Kruk ME. Association between infrastructure and observed quality of care in 4  
522 healthcare services: A cross-sectional study of 4,300 facilities in 8 countries. *PLoS Med.*  
523 2017;14(12):e1002464.
- 524 42. Oluwole EO, Adeniran A, Chieme CF, Ojo OY, Akinyinka MR, Ilesanmi MM, et al. Maternal and  
525 child health service readiness among primary health care facilities in Ekiti, Nigeria. *Afr J Prim Health*  
526 *Care Fam Med.* 2022;14(1):e1-e7.
- 527 43. Ramadan M, Muthee TB, Okara L, Feil C, Villar Uribe M. Existing gaps and missed opportunities  
528 in delivering quality nutrition services in primary healthcare: a descriptive analysis of patient  
529 experience and provider competence in 11 low-income and middle-income countries. *BMJ Open.*  
530 2023;13(2):e064819.
- 531 44. King SE, Sheffel A, Heidkamp R, Xu YY, Walton S, Munos MK. Advancing nutrition measurement:  
532 Developing quantitative measures of nutrition service quality for pregnant women and children in low-  
533 and middle-income country health systems. *Matern Child Nutr.* 2022;18(1):e13279.
- 534 45. Wang W, Mallick L, Allen C, Pullum T. Effective coverage of facility delivery in Bangladesh, Haiti,  
535 Malawi, Nepal, Senegal, and Tanzania. *PLoS One.* 2019;14(6):e0217853.
- 536 46. Kong S, Day LT, Zaman SB, Peven K, Salim N, Sunny AK, et al. Birthweight: EN-BIRTH multi-  
537 country validation study. *BMC Pregnancy and Childbirth.* 2021;21(1):1-19.
- 538 47. Rana R, McGrath M, Gupta P, Thakur E, Kerac M. Feeding Interventions for Infants with Growth  
539 Failure in the First Six Months of Life: A Systematic Review. *Nutrients.* 2020;12(7).
- 540 48. Brugaletta C, Le Roch K, Saxton J, Bizouerne C, McGrath M, Kerac M. Breastfeeding assessment  
541 tools for at-risk and malnourished infants aged under 6 months old: a systematic review. *F1000Res.*  
542 2020;9:1310.
- 543 49. Ashworth A, Shrimpton R, Jamil K. Growth monitoring and promotion: review of evidence of  
544 impact. *Matern Child Nutr.* 2008(4):86-117.
- 545 50. Ahmad UN, Yiwombe M, Chisepo P, Cole TJ, Heikens GT, Kerac M. Interpretation of World  
546 Health Organization growth charts for assessing infant malnutrition: a randomised controlled trial. *J*  
547 *Paediatr Child Health.* 2014;50(1):32-9.
- 548 51. Pannapat Amy Chanyarungrojn NL, Amelia Crampin, Lawrence Nkhwazi, Steffen Geis, Moffat  
549 Nyirenda, Marko Kerac. Tools for assessing child and adolescent stunting: Lookup tables, growth charts  
550 and a novel appropriate-technology "MEIRU" wallchart - a diagnostic accuracy study. 2023.
- 551 52. Hoehn C, Lelijveld N, Mwangome M, Berkley JA, McGrath M, Kerac M. Anthropometric Criteria  
552 for Identifying Infants Under 6 Months of Age at Risk of Morbidity and Mortality: A Systematic Review.  
553 *Clinical Medicine Insights: Pediatrics.* 2021;15:11795565211049904.
- 554 53. Ritu Rana HB, Marie McGrath, Marko Kerac, Mark Myatte. Mid-Upper Arm Circumference  
555 Tapes and Measurement Discrepancies: Time to Standardize Product specifications and Reporting.  
556 *Global Health: Science and Practice.* 2021;9.
- 557 54. Tol WA, Greene MC, Lasater ME, Le Roch K, Bizouerne C, Purgato M, et al. Impact of maternal  
558 mental health interventions on child-related outcomes in low- and middle-income countries: a  
559 systematic review and meta-analysis. *Epidemiol Psychiatr Sci.* 2020;29:e174.



- 560 55. Kok MC, Ormel H, Broerse JEW, Kane S, Namakhoma I, Otiso L, et al. Optimising the benefits of  
561 community health workers' unique position between communities and the health sector: A  
562 comparative analysis of factors shaping relationships in four countries. *Glob Public Health*.  
563 2017;12(11):1404-32.
- 564 56. Daka DW, Wordofa MA, Berhanu D, Persson LA, Woldie M. Quality of sick child management by  
565 health extension workers: role of a complex improvement intervention. *BMC Health Serv Res*.  
566 2023;23(1):165.
- 567 57. Kerac M, Frison S, Connell N, Page B, McGrath M. Informing the management of acute  
568 malnutrition in infants aged under 6 months (MAMI): risk factor analysis using nationally-  
569 representative demographic & health survey secondary data. *PeerJ*. 2019;6:e5848.
- 570 58. van Immerzeel TD, Diagne M, Deme/Ly I, Murungi AE, Diouf S, Kerac M, et al. Implementing a  
571 Care Pathway for small and nutritionally at-risk infants under six months of age: A multi-country  
572 stakeholder consultation. *Matern Child Nutr*. 2022;19(1):e13455.
- 573 59. Brar S, Akseer N, Sall M, Conway K, Diouf I, Everett K, et al. Drivers of stunting reduction in  
574 Senegal: a country case study. *Am J Clin Nutr*. 2020;112(Suppl 2):860S-74S.

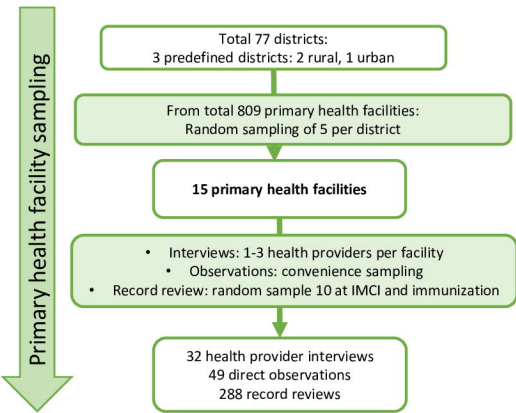
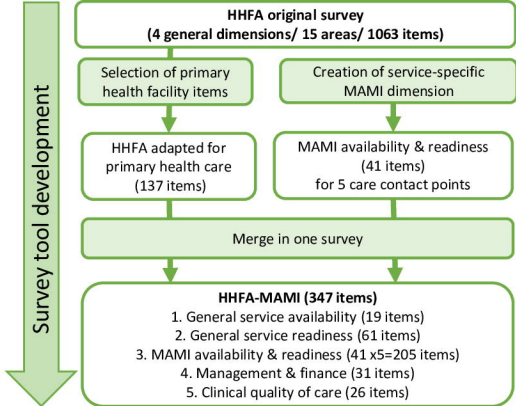
575

## 576 [Supporting information captions](#)

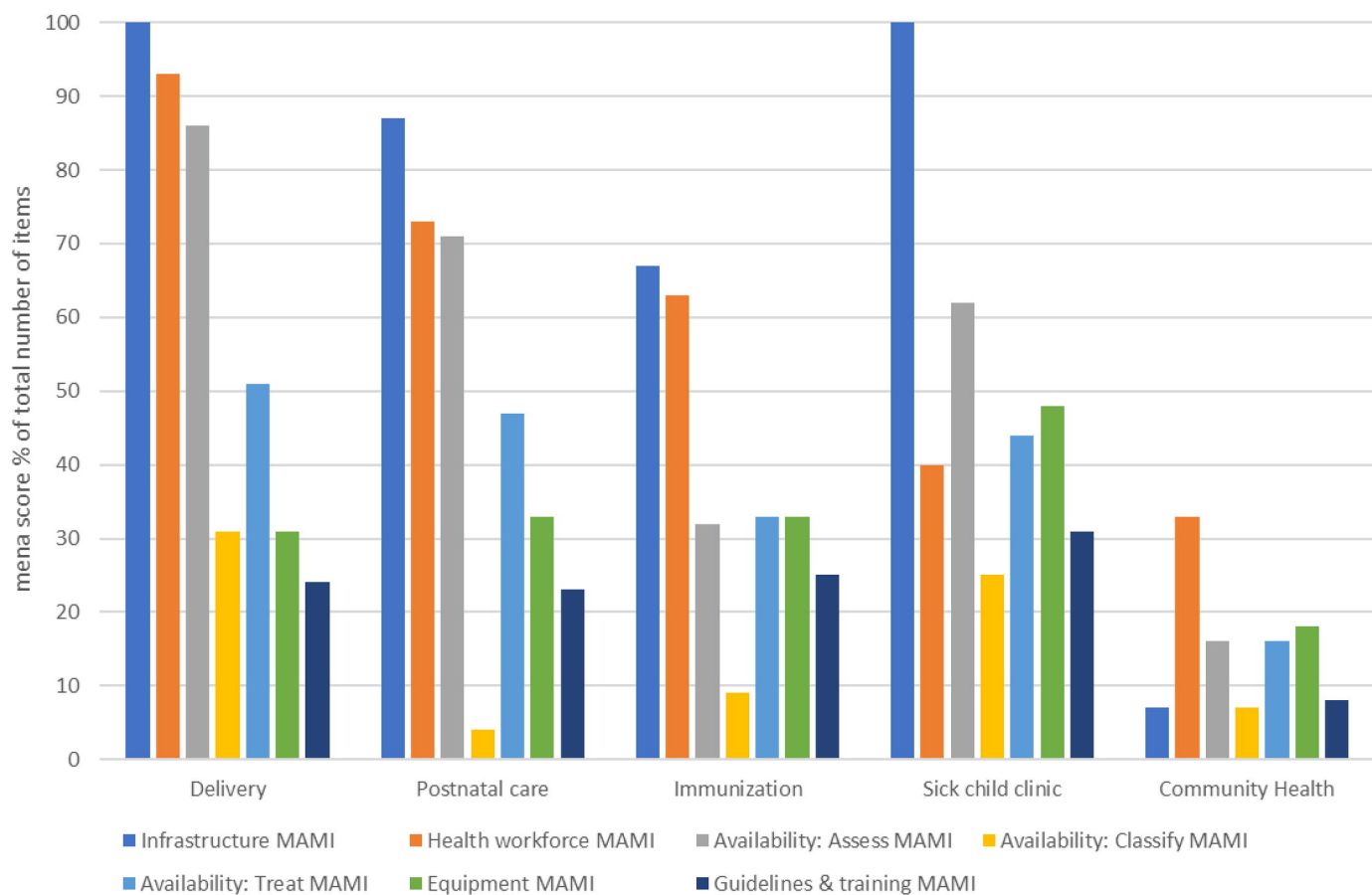
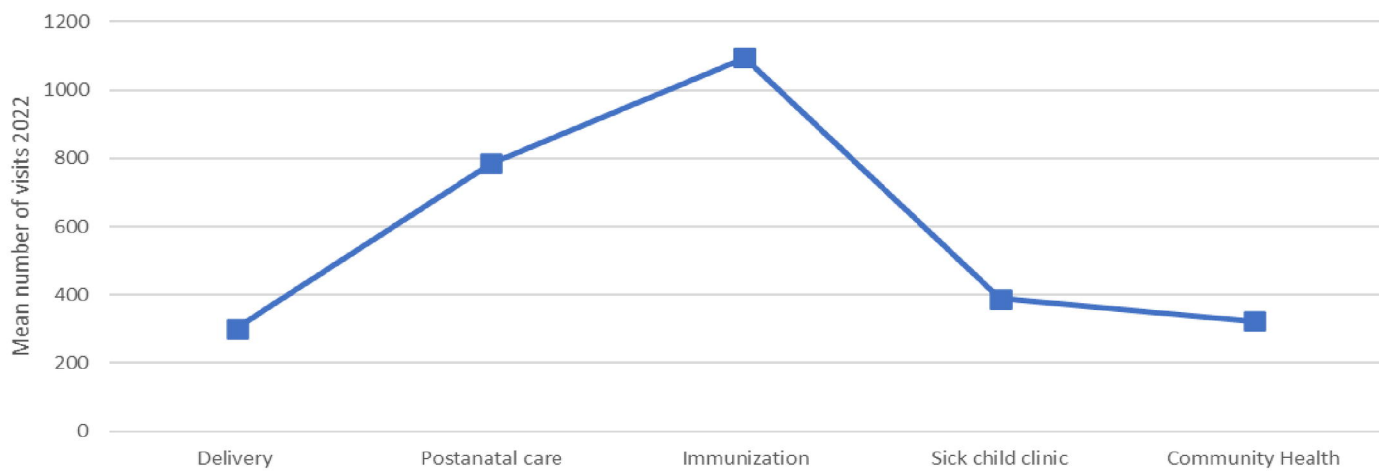
577 *S1 Appendix. HHFA-MAMI tool complete list of items (English and French)*

578

579



Service utilisation and MAMI availability & readiness at five care contact points for infants u6m in Senegal (n=15 primary health facilities)



Summary of items	Delivery %	Postnatal care %	Immunization %	Sick child clinic %	Community health %	Total %
open minimum 5 days/ week	100	87	67	100	7	
<b>Total %</b>	<b>100</b>	<b>87</b>	<b>67</b>	<b>100</b>	<b>7</b>	<b>72</b>
state nurse or midwife present	100	100	47	53	0	60
minimum 3 service providers	87	47	80	27	67	61
<b>Total %</b>	<b>93</b>	<b>73</b>	<b>63</b>	<b>40</b>	<b>33</b>	<b>61</b>
take weight	100	100	100	100	67	93
check danger signs	67	33	27	67	7	40
ask for feeding difficulties	60	67	13	33	20	39
observe breastfeeding	100	87	47	93	27	71
take MUAC	93	53	13	7	13	36
take length	100	67	53	100	7	65
conduct infant physical exam	73	67	0	80	0	44
check maternal mental health	87	73	20	53	7	48
check maternal nutritional status	93	93	13	27	7	47
<b>Total %</b>	<b>86</b>	<b>71</b>	<b>32</b>	<b>62</b>	<b>17</b>	<b>54</b>
detect underweight	7	0	27	13	13	12
detect LBW	100	7	0	27	0	27
detect prematurity/ SGA	47	0	0	0	0	9
detect wasting	0	7	20	80	13	24
detect stunting	0	7	0	7	7	4
<b>Total %</b>	<b>31</b>	<b>4</b>	<b>9</b>	<b>25</b>	<b>7</b>	<b>15</b>
explain growth charts	0	0	27	20	13	12
breastfeeding counselling	100	100	80	80	40	80
refer for complications	60	93	100	100	67	84
close follow-up	67	20	20	0	0	21
medical treatment	93	87	27	100	0	61
prescribe formula	67	67	7	53	0	39
mother psychosocial support	20	7	0	0	0	5
community health follow-up	0	0	0	0	7	1
<b>Total %</b>	<b>51</b>	<b>47</b>	<b>33</b>	<b>44</b>	<b>16</b>	<b>38</b>
infant scale	87	93	100	100	67	89
digital inf scale	33	33	27	33	0	25
adult scale	13	7	0	13	0	7
length board	13	7	53	100	7	36
MUAC tape	87	100	53	100	47	77
any growth charts	0	0	13	13	0	5
Z-score tables	13	20	20	20	20	19
milk supplement	0	0	0	0	0	0
<b>Total %</b>	<b>31</b>	<b>33</b>	<b>33</b>	<b>48</b>	<b>18</b>	<b>32</b>
IMCI guidelines seen	13	7	0	53	0	15
Breastfeeding guidelines/ visual aids seen	93	93	20	13	20	48
Malnutrition guidelines/ job aids seen	13	20	33	33	20	24
LBW/ infant referral guidelines seen	0	0	0	7	7	3
staff trained in IMCI past <3y	0	0	20	40	0	12
staff trained in immunization past <3y	40	33	80	40	7	40
staff trained in malnutrition past <3y	33	33	47	60	7	36
staff trained maternal mental health	0	0	0	0	0	0
<b>Total %</b>	<b>24</b>	<b>23</b>	<b>25</b>	<b>31</b>	<b>8</b>	<b>22</b>

heatmap color key

0-20%

21-40%

41-60%

61-80%

81-100%