

1 Title: Primary health facility readiness to care for infants under
2 six months at risk of poor growth and development: A HHFA-
3 based survey

4 Short Title:

5 Primary health facility readiness and nutrition in infants under six months

6 Authors:

7 Tabitha D. van Immerzeel^{1,2}, Abou Ba^{1,3}, Maty Diagne¹, Indou Deme-Ly^{1,4}, Amanda E. Murungi⁵,
8 Rebecca Penzias², Daouda Seck¹, Abdallah Diallo³, Carlos S. Grijalva-Eternod⁶, Marko Kerac⁶, Louise T.
9 Day²

10

11 1. Cheikh Anta Diop University, Dakar, Senegal

12 2. Department of Infectious Disease Epidemiology and International Health, London School of Hygiene
13 & Tropical Medicine, London, UK

14 3. Social Paediatric Institute, Dakar, Senegal

15 4. National Paediatric Hospital Albert Royer, Dakar, Senegal

16 5. Mulago National Referral Hospital, Kampala, Uganda

17 6. Department of Population Health, London School of Hygiene & Tropical Medicine, London, UK

18

19 Correspondance: Tabitha.van-Immerzeel@lshtm.ac.uk

20

21 Abstract

22 Malnutrition in infants under six months of age (u6m) is poorly identified and managed in many
23 countries, increasing these children’s risk of poor growth and development and preventable mortality
24 and morbidity. New 2023 WHO malnutrition guidelines recommend assessment, classification and
25 treatment at primary health care level. This study aimed to assess primary health facility availability
26 and readiness for WHO-recommended nutritional care in infants u6m.

27 We adapted the WHO Harmonized Health Facility Assessment (HHFA) with additional items for
28 Management of small and nutritionally At-risk Infants u6m and their Mothers (MAMI): the HHFA-
29 MAMI tool. Methods included survey of health care providers, direct observation and data extraction
30 from routine registers to calculate mean percentages of a set of items for different readiness areas. We
31 assessed 15 primary health facilities in Senegal, focusing on the five contact points for infants u6m:
32 delivery and postnatal care, immunization programmes, sick child clinics and community health care.
33 The HHFA-MAMI scores with interquartile range (n=15) were: general service availability 51% (35-63),
34 general service readiness 69% (64-76), management & finance 50% (44-59), clinical quality of care
35 47%. MAMI availability scored 48% and readiness 35%, MAMI infrastructure scored 72%, health
36 workforce 61%, assess MAMI 54%, classify MAMI 15% and treat MAMI 38%, equipment 33% and
37 guidelines & training 22%. Service utilization was highest in postnatal care and immunization contact
38 points, MAMI availability & readiness was highest in delivery and postnatal care.

39 We conclude that primary health facilities in Senegal have potential to care for infants u6m at risk of
40 poor growth and development with high general PHC readiness and frequent use of care contact points
41 for infants u6m. MAMI availability and readiness require improvements to provide WHO-
42 recommended care.

43

44 Introduction

45 Infants under six months of age (u6m) are often left behind in global efforts to reduce child
46 malnutrition [1, 2]. Nutritional risk begins in utero, and continues during the neonatal period and
47 thereafter [3]. More than a quarter of babies worldwide are born low birth weight (LBW) either as a
48 result of being preterm, growth-restricted or both [4]. In a review of 54 low and middle-income
49 countries, between birth and six months of age, an estimated 20.1% classified as underweight, 21.3%
50 wasted and 17.6% stunted [5]. When at risk at u6m, these infants will continue to be at risk of both
51 wasting and stunting later in life [6] and have a higher risk of mortality [7]. Longer-term consequences
52 include impaired development [8],[9] and increased risk of developing cardiometabolic non-
53 communicable diseases in adult life [10].

54 In 2023, the World Health Organization (WHO) published *Guidelines on the prevention and*
55 *management of wasting and nutritional oedema (acute malnutrition) in infants and children under 5*
56 *years*, which propose a transformative shift in approach for infants u6m, from predominantly hospital-
57 based care to outpatient, primary health care (PHC) [11]. The rationale is that improved PHC will reach
58 more infants u6m and prevent adverse outcomes [12]. Defined by WHO as “infants less than six
59 months of age at risk of poor growth and development”, the emphasis of the guidelines is on early
60 detection and timely support for the infant and mother dyad. The case definition for programme
61 enrolment includes infants born small or preterm as well as infants u6m with poor anthropometry as a
62 single or sequential measure (Textbox 1). Treatment, individually tailored for the dyad, includes
63 intensive feeding support (breastfeeding or/and supplementary feeding for lactational failure) and
64 detection and management of physical and mental health conditions for the mother and infant.

65

Summary WHO 2023 guidelines for infants under six months at risk of poor growth and development

Assess

- Screening at care contact points (e.g. delivery care, postnatal care, immunization programs, sick child clinics, community health care);
- Assessment of anthropometry, feeding, infant clinical and maternal nutrition and mental health;
- Mothers and infants are considered an interdependent dyad.

Classify

- Infants u6m with poor anthropometry (weight for length z-score <-2SD/ weight for age z-score) <-2SD/ mid upper arm circumference < 110 from 6 weeks) based on a single measure;
- Infants u6m with poor growth based on sequential measures;
- Infants born preterm/ low birth weight/ small for gestational age;
- Infants with known risk factors for poor growth and development (e.g. feeding problems, congenital issues).

Treat

- Referral to inpatient care for any 'danger signs' (as per IMCI e.g. fast breathing, lethargic, convulsions, refuses to drink);
- Outpatient treatment focused support for any underlying problem e.g. clinical treatment;
- Breastfeeding support, supplementary feeding (after comprehensive assessment), maternal mental health support;
- Follow-up until six months of age.

67 *development*

68

69 A care package consistent with the new WHO guidelines [13] had been previously developed by the
70 MAMI (Management of small and nutritionally At-risk Infants u6m and their Mothers) Global Network
71 of researchers, programmers and policy makers [14]. This MAMI Care Pathway uses similar case
72 definitions and care principles as the WHO guidelines, and has been used to frame and inform our
73 study [15].

74 Now that countries are starting to implement the new WHO guidelines, health facility assessment is an
75 important first step in adapting to local contexts. WHO recently launched the Harmonized Health
76 Facility Assessment (HHFA) [16], a novel comprehensive tool advancing previous tools. The HHFA data
77 collection uses mixed methods: health worker surveys, direct observations and data extraction from
78 routine registers, using closed questions and checklists. Items of service readiness are measured across
79 the following dimensions and areas:

- 80 1. General service availability (areas: health infrastructure, health workforce and services
81 available),
- 82 2. General service readiness (areas: amenities, basic equipment, infection prevention, diagnostic
83 capacity, essential medicines and commodities),
- 84 3. An optional dimension of Service-specific availability & readiness
- 85 4. Management & finance (areas: facility governance, finances and accounting, staff support
86 systems, quality and safety systems, information systems), and
- 87 5. Clinical quality of care (areas: record review for specific services).

88 The concept of service readiness assessment has been used to evaluate various programmes, such as
89 emergency obstetric care [17], non-communicable diseases [18] and elderly care [19]. In the HHFA, a
90 few nutrition related items are captured such as infant scales under equipment and service -specific
91 items for small and sick newborns. However, nutritional care for infants u6m at PHC is currently not
92 captured by the HHFA.

93 In Senegal, as in many countries, PHC for infants u6m is provided at five contact points along the
94 continuum of care: delivery care, postnatal care, immunization programmes, sick child clinics and
95 community health care [20]. Most (82%) births take place in a health facility [21], providing essential
96 newborn care. Most (80%) mothers attend at least one postnatal visit [21]. Full vaccination coverage at
97 23 months is currently 77% [21]. Integrated Management of Childhood Illnesses (IMCI) is offered at
98 many primary health facilities [22], but healthcare-seeking behaviour remains low at 50% for fever or
99 diarrhoea [21]. Community preventative services, including growth monitoring activities, are offered
100 for children from birth to 59 months [23]. Currently, infants with low birth weight (estimated
101 prevalence 11%) or malnutrition u6m (estimated prevalence 8%) [24], are managed as inpatients at
102 secondary (health centres) or tertiary level (hospital) according to national guidelines [25]. However,
103 qualitative research revealed mothers' and health providers' preference for outpatient care for
104 uncomplicated cases, to make care more accessible and closer to the community [26].

105 This study aimed to assess primary health facility availability and readiness for WHO-recommended
106 nutritional detection and care in infants under six months. The objectives were:

- 107 1. To measure general service readiness in primary health facilities in Senegal
- 108 2. To measure service-specific MAMI availability and readiness in primary health facilities in
109 Senegal
- 110 3. To assess opportunities to implement WHO-recommended nutritional care for infants u6m at
111 five primary health care contact points.

112

113 Methods

114 We conducted a descriptive, cross-sectional survey in 15 PHC facilities in three districts in Senegal,
115 from 9 June to 17 September 2023, reported in alignment with the STROBE guidelines [27].

116 Setting and sites

117 In Senegal, primary health facilities are staffed by a team of at least one certified state nurse, one
118 midwife and a few nurse assistants. Each health facility is assigned a catchment area target population
119 and provides all basic primary care for this population, including infants u6m at five contact points:
120 delivery with essential newborn care, postnatal care, immunization programme and sick child clinic
121 (IMCI). Community health care is coordinated by these facilities, each for its catchment areas. The
122 health district provides administrative and financial management and supervision of the primary
123 health facilities but development partners coordinate and finance the community health care. The
124 country of Senegal has 77 health districts and 809 primary health facilities, each covering on average
125 11,500 inhabitants [28].

126 Survey tool development

127 We adapted the original HHFA [16] (Version 2) for PHC level in Senegal using the national health care
128 policy plan [28], expert review including co-authors who practice clinically in Senegal (Tvl, AB and DS),
129 and feedback from pilot testing. Adaptation kept fidelity to the dimensions (general service availability,

130 general service readiness, management & finance, and clinical quality of care) as well as their areas
131 (Figure 1). Sub-areas and items under the sub-areas were selected and adapted applying several
132 iterative steps:

- 133 - Selecting sub-areas relevant for PHC level (e.g. sub-area “beds” and “oxygen services” were not
134 selected)
- 135 - Removing items that are not relevant for primary care in Senegal (e.g. “existence of a quality
136 committee”, which is not implemented on this level).
- 137 - Reformulating certain items to be more appropriate to the local context (e.g. changing
138 “governing board” to “health committee”)
- 139 - Reorganising the order of items for efficiency (e.g. all observations of the infrastructure/
140 equipment at the end of the survey, all questions for the midwife grouped)
- 141 - Simplifying certain items, such as capturing equipment as present only when functional.
- 142 - For the record review sub-area, we selected immunization and IMCI, because of practicality.
- 143 - Adding one sub-area: to complete the clinical quality of care dimension, the sub-area “direct
144 observations of care” was added. We used the observation checklist from SARA (Service
145 Availability and Readiness Assessment)[29].

146 For the health facility density and nurse/ midwife density we used the WHO global standards [30].

147 *Figure 1. Flow diagram of HHFA-MAMI tool development and health facility survey sampling*

148

149 Following the format of the original HHFA, we collected three primary data :

- 150 - Health care provider survey closed questions, (yes/ no, or checklist), used for items concerning
151 service delivery and organization of care.
- 152 - Direct observations, using a checklist for observed items (used for building, equipment,
153 commodities and hygiene).

154 - Data from registers and reports, used for record review, number of patient visits and target
155 population.

156 The final primary health facility assessment tool consisted of a selection of 137 of the 2571 original
157 items across the four dimensions (S1 Appendix 1 for a full list of items).

158 We created a service-specific dimension “MAMI availability & readiness”, using similar areas as other
159 service-specific dimensions that exist in the HHFA: health infrastructure, health workforce, service
160 availability, equipment and guidelines & training. We (Tvl, AB and LD all clinicians and public health
161 practitioners) mapped items from the evidence-based MAMI Care Pathway [14], developed in 2021
162 which aligns with the 2023 WHO guidelines. The MAMI Care Pathway uses the WHO IMCI structure of
163 “assess, classify and treat”, which we adopted as sub-headings under MAMI availability. The final
164 “MAMI availability & readiness” dimension had 41 items, repeated for five care contact points, making
165 205 items in total (Figure 1, Annex 1).

166 The draft HHFA-MAMI tool was translated into French and pilot tested by Tvl and a research assistant
167 in a non-participating health facility and further revised by an iterative process in two rounds.

168 Sampling

169 We used a multi-step sampling process (Figure 1). First, we purposively selected three districts among
170 the 77 in Senegal- where collaborators had existing partnerships: two rural (Dahra, Kaffrine) and one
171 urban (Pikine) district. The sample size was determined by resources available for the study, as has
172 been described in earlier service readiness studies with sample sizes of between 12 and 30 health
173 facilities [31],[32]. We selected fifteen PHC facilities, five from each district using random number
174 allocation from the sample frame list from the chief medical officer (18 facilities in Dahra, 24 in Kaffrine
175 and 12 in Pikine). This was a descriptive pilot study, not testing hypotheses, therefore we did not
176 calculate formal a-priori sample size.

177

178 Data collection

179 Two researchers (Tvl - a Dutch medical doctor living and working in Senegal and a Senegalese state
180 nurse) conducted the HHFA-MAMI survey over two days at each health facility. Participants were
181 recruited from the selected facilities from 9 June to 17 September 2023. On the first day, a face-to-face
182 general questionnaire was administered to the focal point of the facility– the head nurse, who chose
183 the convenient time and place. The head nurse then provided access to reports and registers needed
184 for data extraction, appointed staff members with whom to conduct the rest of the face-to-face survey
185 and organised the observations. The following day was used for observations of building, equipment
186 and consultations and the remaining survey questions. We recruited mother/ infant dyads for
187 observing a consultation at convenience (all infants u6m consulted at any of the contact points during
188 the second survey day). Register data were accessed during the same time period (from 9 June to 17
189 September 2023), record reviews were selected randomly (ten from each contact point, starting at a
190 different month at each facility).

191 Data management and analysis

192 HHFA-MAMI data were collected using a password-protected tablet onto a customized digital ODK
193 form [33]. The tablet synchronised with an encrypted central database, manually checked by the data
194 collection team, exported [34] and saved on the LSHTM-secured cloud storage, on a password-
195 protected device. We calculated the percentage and interquartile ranges of health facilities (n=15) that
196 scored positively for each item (Figure 1), and the mean scores of a group of items (sub-area), with
197 equal weighting. An area as well as dimension total mean score was calculated, again with equal
198 weighting. These scores were used to compare between the five contact points.

199 Ethics

200 Ethical approval was obtained from the National Ethics Committee in Senegal (Ref: SEN 19/78) and
201 LSHTM (Ref: 28311). Written informed consent was obtained from all health providers with provision
202 of an information sheet prior to conducting the surveys. Written informed consent with provision of an

203 information sheet, was obtained from the mothers, or a trusted witness (family member/ neighbour)
 204 at the mother’s request, before observing a consultation with their infant. Although patient identifiable
 205 data were accessible to the researchers who extracted data, all register data were collected with no
 206 identifiers.

207

208 Results

209 The catchment area population for the included primary health facilities was (mean, interquartile range
 210 (IQR)) 19,067 (9079-26,098) people of which 338 (213- 415) infants u6m (Table 1).

211 *Table 1. Characteristics of the population being served and seeking care at the five care contact points*
 212 *of the selected PHC facilities.*

Population characteristics (2022) for selected primary health facilities (n=15)	(mean, IQR)
Target whole population	19,067 (9079-26,098)
Expected births	664 (373-963)
Target population u6m	338 (213-415)
Service utilisation (number of visits in 2022)	
Curative care visits all ages (n=15)	11,073 (2990-9190)
Delivery care (n=15)	302 (151-410)
Postnatal care (n=15)	785 (315-1319)
Immunization program (n=15)	1093 (389-1541)
Sick child clinic (n=15)	389 (133-419)
Community Health (n=10)	323 (102-482)

213

214 In each of the 15 primary health facilities, we conducted between one and four interviews (n=32), zero
 215 to five direct care observations (n=49) and 19-20 record reviews (n=288).

216

217 General service readiness in primary health facilities (objective 1)

218 The HHFA-MAMI general scores with interquartile range (n=15) were: general service availability 51%
 219 (35-63), general service readiness 69% (64-76), management & finance 50% (44-59) and clinical quality
 220 of care 47%.

221 Within general service availability, infrastructure (50%, 41-53) and health workforce (21%, 0-33) scored
222 lowest with only four facilities meeting the primary health facility density indicator and one meeting
223 the nurse/ midwife density indicator (Table 2).

224 Within general service readiness, amenities scored 68%, basic equipment 63%, infection prevention
225 76%, diagnostics capacity 81% and essential medicines and commodities 60%. Within management &
226 finance, governance (84%) and facility finances (60%) scored higher than staff support systems (46%),
227 quality and safety systems (32%) and health information systems (29%). Clinical quality of care scored
228 57% (42-67) on record review and 37% (22-52) on direct observations of care. (Table 2)

229

230

231

232

233

234

235

236

237

238 *Table 2. HHFA-MAMI results: primary health care dimensions and MAMI availability & readiness*

239 *dimension*

HHFA for primary health care

HHFA for primary health care				3. MAMI availability & readiness	
Dimensions and areas	Sub-areas (number of items)	Mean %	Mean %, IQR	Areas and sub-areas (number of items)	Mean %, IQI
1. General service availability (n=15)				3.1 MAMI service availability (n=15)	
1.1 Health infrastructure	Primary health facility density ^a (1)	27		Infrastructure MAMI (1x5)	72 (60-80)
	Building structure and security conditions (8)	73	50 (41-53)		
1.2 Health workforce	Health workforce density ^b (1)	13		Health workforce MAMI (2x5)	61 (50-70)
	Staffing plan (3)	29	21 (0-33)		
1.3 Services available	Outpatient service availability 24h/day (1)	67		Availability: Assess MAMI (9x5)	54 (50-58)
	Availability of infant services (5)	95	81 (45-100)	Availability: Classify MAMI (5x5)	15 (12-20)
2. General service readiness (n=15)				3.2 MAMI service readiness (n=15)	
2.1 Amenities	Basic amenities main service area (12)	68	68 (63-75)	Equipment and medicine MAMI (8x5)	33 (26-38)
	Basic equipment outpatient area functional (12)	63	63 (58-67)		
2.2 Basic equipment	Standard precautions for infection prevention (11)	76	76 (73-82)	Guidelines and training MAMI (8x5)	22 (18-28)
2.3 Infection prevention	Basic diagnostic capacity (9)	81	81 (78-89)		
2.4 Diagnostic capacity	Essential medicines (11)	46			
2.5 Essential medicines and commodities	Pharmaceutical commodity storage (6)	74	60 (46-73)		
	4. Management & finance (n=15)				
4.1 Facility governance/ management (6)			84 (75-100)		
4.2 Facility finances and accounting (6)			60 (50-67)		
4.3 Staff support systems (6)			46 (33-50)		
4.4 Quality and safety systems (5)			32 (20-40)		
4.5 Health information systems (8)			29 (19-38)		
5. Clinical quality of care				47	
5.1 Record review (n=288)	Record review immunization (6)	44	57 (42-67)		
	Record review sick child clinic (6)	70			
5.2 Direct observation of care (n=49)	Service delivery observations (9)	38	37 (22-52)		

General observations (5)

36

|

240 ^a compared to standard 1/10.000 people, ^b compared to standard 2.5 primary care workers/ 1000
241 people

242 Service-specific MAMI availability & readiness (objective 2)

243 Overall, the MAMI availability & readiness dimension scored 48% (47-49) on availability and 35% (32-
244 38) on readiness. Infrastructure 72% (60-80) and health workforce 61% (50-70) scored higher than
245 availability assess MAMI 54% (50-58), classify MAMI 15% (12-20) and treat MAMI 38% (35-40).
246 Equipment scored 33% (26-38) and guidelines & training 22% (18-28) (Table 2).

247 Service utilisation (mean patient visits in 2022, IQR) was high in immunization programmes (1093, 389-
248 1541) and postnatal care (785, 315-1319), compared to a mean of 11,073 (2990, 9190) patient curative
249 visits in 2022 for all ages (Table 1). Scores per sub-area with mean service utilisation for each care
250 contact point are shows in Figure 2.

251 *Figure 2. HHFA-MAMI assessment of mean service utilisation and availability & readiness for five care*
252 *contact points in three districts in Senegal (n=15 PHC facilities)*

253 Nutritional care for infants u6m at five primary health care contact points (objective 3)

254 Comparisons of scores between the five contact points are visualised in a heatmap in Figure 3.

255 *Figure 3. Heat map MAMI availability & readiness items for five care contact points for infants u6m*
256 *(n=15 PHC facilities)*

257 Infrastructure for MAMI scored high (72%): Delivery, postnatal care and sick child clinics were mostly
258 open seven days a week, while immunization programmes were often provided weekly. Community
259 health activities were provided monthly and were only offered in the two rural districts.

260 Health workforce, defined by the number of health providers available as well as their level of training,
261 scored 61%. Delivery care, postnatal care and sick child clinics were provided by midwives or state
262 nurses, while immunization service and community health were provided by lower trained health

263 providers. Numbers of health providers were lowest in sick child clinics (27% with three health
264 providers or more), while community health had most service providers (13 on average).

265 MAMI “Assess”, including measurements such as weight, length or mid-upper-arm-circumference
266 (MUAC), scored higher (54%) than “Classify” (15%) and “Treat” (38%). Health care providers reported
267 that weight was taken at all clinical contact points, while only at delivery care a detailed
268 anthropometric assessment was done, including weight and length (100% of facilities) and MUAC
269 (93%). Midwives routinely observed breastfeeding after birth (100%), but not all of them reported to
270 ask for feeding difficulties (60%). At most care contact points, either breastfeeding observation or
271 asking for feeding difficulties was reported. Most (87%) midwives also reported conducting assessment
272 of maternal nutrition status and maternal mental health, although the survey did not provide detailed
273 information on how this was done. Infant physical examination was reported to be done by midwives
274 (73% of the facilities at delivery, 67% at postnatal care) and providers at sick child clinics (80%), not at
275 immunization programmes or in community health care.

276 MAMI “Classify” scored low overall (15%), meaning interpreting nutritional deficits with the usage of
277 growth charts and classifying into for example normal/ moderate/ severe malnutrition. Midwives
278 reported diagnosing low birth weight (100%) and sometimes prematurity (47%), while at sick child
279 clinics infants were classified as wasted/non-wasted (80%) using weight for length, rarely MUAC (7%).
280 At immunization programmes, weight was sometimes plotted for age (27%) or for length (20%). At
281 postnatal care and community health, classification was rarely done.

282 MAMI “Treat” reported referral of at risk infants in 84% of all five contact points at the 15 facilities,
283 either to a different facility contact point (e.g. sick child clinic) or externally to the nearest district
284 hospital or a tertiary centre (up to 300 kilometres away). Breastfeeding counselling was reported to
285 happen at delivery and postnatal care (100%), immunization programmes (80%) and sick child clinics
286 (80%). At over two third (67%) of the delivery and postnatal care contacts points and over half (53%) of

287 the sick child clinics, providers said to regularly prescribe infant formula, for example in case of low
288 birth weight or when the mother self-report insufficient milk.

289 Explanation of growth charts to the mother was reported to happen at 27% of immunization
290 programmes and 20% of sick child clinics. Medical treatment for infants with clinical conditions was
291 provided at birth (93%), during postnatal care (87%) and during sick child clinics (100%). Community
292 follow-up was mostly absent, with one exception where a midwife reported referral to community
293 health workers for postnatal home visits.

294 Overall, MAMI equipment readiness at care contact points was 33%. In 93% of the facilities, an adult
295 scale was seen at the general outpatient area, only in 7% of the five contact points for infants u6m. All
296 facilities had at least one functioning infant scale. Most (13) facilities had a functional analogue scale,
297 five a digital, five a SECA-876 mother/ baby scale and at 12 a Salter scale. Health providers at most (12)
298 facilities stated that their equipment is usually calibrated.

299 A length board was observed in all 15 health facilities. This standardised UNICEF device was seen in sick
300 child clinics (100%) and immunization programs (53%). A standardised coloured MUAC tape was seen
301 in 100% of sick child clinics and 53% of immunization programmes. At delivery care and postnatal care
302 an unrecommended simple measuring tape was seen, used for taking both length and MUAC. Growth
303 charts for weight and length were observed in 5% of the total contact points, although these were
304 present in parent-held immunization cards which were not observed for this study. Laminated weight
305 for height Z-score tables were observed, at consultation desks in postnatal care or sick child clinics
306 (20%). In community health care in the two rural districts we saw a customised “look-up table”
307 developed by the national nutrition advisory board (CNDN) to determine expected monthly weight
308 gain (independent of the infants' age) [35]. Infant formula milk was not observed to be stocked at any
309 of the facilities.

310 Guidelines and training relevant for MAMI scored low overall (22%). In over half (53%) of the sick child
311 clinics, IMCI-related guidelines were observed, often displayed on walls. Breastfeeding visual aids

312 existed in the mother/ child record booklets, produced by the ministry of health and midwives
313 reported using them widely for breastfeeding counselling after birth (93%) and during postnatal care
314 (93%). Staff training at contact points over the previous three years was most frequently for
315 immunization (40%), malnutrition (36%) and IMCI (12%). Guidelines or criteria for referral of infants
316 with low birth weight or malnutrition were not seen.

317 Discussion

318 Primary health care facilities in Senegal have potential to care for infants u6m at risk of poor growth
319 and development and their mothers. The HHFA-MAMI survey in 15 facilities found MAMI availability of
320 48% and MAMI readiness of 35%. This is an important indication that the implementation of 2023
321 WHO recommendations at PHC level is possible. Infrastructure, health workforce and equipment were
322 available, but varied between service contact points. Among the three steps, infants were frequently
323 **assessed** including for anthropometry, but not often **classified** as at risk, which is essential for
324 adequate **treatment** as outpatients and referral for complications. Breastfeeding support was
325 commonly provided, while the frequent prescription of infant formula showed a need for
326 supplementary feeding guidance. Maternal mental health support was an observed gap. We found
327 opportunities at each of the five contact points to implement WHO nutritional recommendations for at
328 risk infants u6m.

329 Interpretation

330 The HHFA has been created to evaluate implementation of existing health policies, however, we found
331 our HHFA-MAMI adaptation useful and potentially informative at the pre-implementation phase of
332 WHO guidelines for infants u6m at risk of poor growth and development in Senegal. Current low scores
333 could rapidly improve once the new WHO recommendations are formally rolled out and the survey is
334 repeated in the future. Repeated readiness analysis has been used for evaluation purposes in more
335 general maternal and child services in Senegal [36]. Similarly, for small and sick newborns, the NEST360
336 alliance has developed a readiness tool for repeated analysis of hospital care [37].

337 Among the four general HHFA dimensions, general service readiness is most used in other studies. Our
338 HHFA-MAMI general service readiness of 69% was slightly higher than other studies that assessed PHC
339 readiness: 60.5% in Bangladesh and 61.5% in Mongolia [38],[39]. Our HHFA general service availability
340 showed neither facility density nor health worker density meeting WHO standards in Senegal, which
341 are important indicators in improving primary care coverage [40]. The dimension management &

342 finance was rarely assessed in other studies, while in a study on elderly care readiness, these aspects
343 performed poorest [19]. Our low scores for health information systems (29%) and quality systems
344 (32%) might need attention, implementing new services. The clinical quality of care dimension is
345 essential in the HHFA, because readiness measured by only structural inputs has shown to poorly
346 correlate with quality of care [41].

347 Previous nutrition service availability and readiness research for a wider age range (under 5 years) used
348 similar items to our HHFA-MAMI tool, e.g. in primary health facilities in Nigeria: “offers child growth
349 monitoring” (91.5%) and “diagnoses child malnutrition” (81.4%) [42]. A multi-country (n=11) nutrition-
350 related readiness analysis at primary care facilities found overall low scores, comparable to our study:
351 30% “counselled on child growth” and 21% “plotted weight in growth chart” [43]. Stakeholder
352 consultation to developed a readiness indicator list focussed on nutritional quality of care for mothers
353 and children under five years showed similarities to our tool, such as items “ask for feeding”, and
354 “plotting the weight in a growth curve” [44].

355 Although our data did not allow us to calculate service coverage, the service utilisation gave some
356 indication of how many infants and mothers are seen at the contact points. Combining service
357 utilisation with readiness had earlier been described as a useful way to assess effective coverage [45].

358 Actionable findings to implement WHO guidelines at PHC contact points in Senegal

359 At childbirth services in Senegal, midwives routinely measure birth weight, as in other contexts [46],
360 and in line with the new WHO recommendations for at risk infants u6m, also measure length and
361 MUAC, although some with unrecommended measuring tools.

362 At postnatal care, breastfeeding support was routinely provided in our study facilities, and extending
363 this practice beyond the postnatal age up to 6m would be crucial for WHO guideline implementation
364 [47]. A standardized breastfeeding assessment tool could help identify those at risk, needing closer
365 breastfeeding support and follow-up [48]. Infant formula was reported to be frequently prescribed in

366 our study although not observed to be stocked in the health facilities and new WHO guidelines could
367 support in supplementary feeding counselling.

368 Immunization services are expected to monitor children’s growth according to Senegal health policy yet
369 do not always have the anticipated impact for at risk infants [49], due to a lack of proper use of growth
370 charts [50]. There is an urgent need for better tools or lookup tables to simplify the usage of growth
371 charts [51]. Besides weight, other anthropometric measurements are promising in infants u6m such as
372 MUAC, although more evidence is needed to validate cut-off values [52] and to standardize MUAC
373 tapes [53].

374 Sick child clinics in Senegal apply IMCI although concerns have been expressed regarding fidelity to
375 guidelines [36]. The MAMI Care Pathway uses the IMCI structure “assess, classify, treat”, and aligning
376 WHO guidelines implementation to IMCI would be beneficial. Maternal mental health support is an
377 important element in the new WHO guideline that complements IMCI and could make a major
378 contribution to improving nutritional outcomes for u6m children [54].

379 Community health care provides opportunities in detecting at risk infants, with larger numbers of
380 health providers than at other care contact points in our study. To benefit from its advantages, task
381 allocation is crucial [55] and there is a need for supervision and clinical mentoring to strengthen this
382 service [56].

383 Limitations

384 Our research is the first effort using the HHFA for u6m infant nutrition assessment, making it novel,
385 though less comparable to similar studies using older tools, which is a limitation. Another limitation is
386 that cut-off points for readiness scores have not yet been defined: what overall score is ‘good enough’
387 for a particular facility. Future research is needed to validate the HHFA for various settings. However,
388 our HHFA-MAMI tool showed proof of concept in this study and could be tested and validated in wider
389 context.

390 The HHFA-MAMI captures mainly nutritional items, that do not necessarily cover all the risk factors
391 underlying infant malnutrition [57]. However, a strength of our tool is its parsimonious collection of
392 137 general and 41 MAMI items from PHC facilities, that require only 1-2 days of data collection by one
393 or two people.

394 Finally, we acknowledge that our sample size was small to compare scores between districts. However,
395 our data are critical to inform sample size calculations and logistical considerations for future more
396 analytical service-readiness studies.

397 **Generalisability**

398 A recent stakeholder consultation in 42 countries revealed a perceived need for improved detection
399 and care for at risk infants u6m [58], which will be accelerated by the 2023 WHO malnutrition
400 guidelines. Senegal was mentioned as an exemplar country in stunting reduction, because of its
401 effective implementation of nutrition policy and multisectoral approach [59]. The HHFA-MAMI survey
402 tool we developed and future MAMI implementation lessons learned from Senegal might therefore
403 inspire countries in the region and beyond.

404 **Conclusion**

405 Primary health facilities in Senegal have potential to care for infants u6m at risk of poor growth and
406 development with high general PHC readiness and frequent use of care contact points for infants u6m
407 (delivery and postnatal care, immunization programmes, sick child clinics and community health care).
408 Our HHFA-MAMI survey found suboptimal MAMI availability and readiness, but many items are in
409 place or could be strengthened, implementing WHO-recommended nutritional care for at risk infants.

410 **Acknowledgements**

411 We greatly thank all health care providers we interviewed, who welcomed us in their working place
412 and homes and were willing to share information. We thank the mothers of the infants who allowed us
413 to observe their consultation and whose information we extracted from registers and reports. We
414 thank professor Babacar Faye for facilitating ethics application and professor Saliou Diouf and Johan

415 Velema for their advice on the project. We thank the administrative heads who facilitated the study in
416 each of the three districts in Senegal. A huge thanks to Sheikh Jallow who assisted in data collection.
417 “Electronic data solutions were provided by LSHTM Global Health Analytics (odk.lshtm.ac.uk).”

418

419 References

- 420 1. Keats EC, Das JK, Salam RA, Lassi ZS, Imdad A, Black RE, et al. Effective interventions to address
421 maternal and child malnutrition: an update of the evidence. *The Lancet Child & Adolescent Health*.
422 2021;5(5):367-84.
- 423 2. Kerac M, McGrath M. Management of Acute Malnutrition in Infants under 6 Months of Age
424 (book chapter, chapter 14). In: Karakochuk CD, Whitfield, K.C., Green, T.J., & Kraemer, K., editor. *The*
425 *Biology of the First 1,000 Days*: CRC Press; 2017. p. 207-20.
- 426 3. Victora CG, Christian P, Vdaletti LP, Gatica-Domínguez G, Menon P, Black RE. Revisiting
427 maternal and child undernutrition in low-income and middle-income countries: variable progress
428 towards an unfinished agenda. *The Lancet*. 2021;397(10282):1388-99.
- 429 4. Lawn JE, Ohuma EO, Bradley E, Idueta LS, Hazel E, Okwaraji YB, et al. Small babies, big risks:
430 global estimates of prevalence and mortality for vulnerable newborns to accelerate change and
431 improve counting. *Lancet*. 2023;401(10389):1707-19.
- 432 5. Kerac M, James PT, McGrath M, Brennan E, Opondo C, Frison S. Infant malnutrition in low-and
433 middle-income countries: assessment and prevalence of small and nutritionally at-risk infants aged
434 under 6 months in 54 Demographic & Health Survey datasets. *medRxiv*. 2021.
- 435 6. Mertens A, Benjamin-Chung J, Colford JM, Jr, Hubbard AE, van der Laan MJ, Coyle J, et al. Child
436 wasting and concurrent stunting in low- and middle-income countries. *Nature*. 2023;621(7979):558-67.
- 437 7. Grijalva-Eternod CS, Kerac M, McGrath M, Wilkinson C, Hirsch JC, Delchevalerie P, et al.
438 Admission profile and discharge outcomes for infants aged less than 6 months admitted to inpatient
439 therapeutic care in 10 countries. A secondary data analysis. *Matern Child Nutr*. 2017;13(3).
- 440 8. Walker SP, Wachs TD, Meeks Gardner J, Lozoff B, Wasserman GA, Pollitt E, et al. Child
441 development: risk factors for adverse outcomes in developing countries. *The Lancet*.
442 2007;369(9556):145-57.
- 443 9. Kirolos A, Goyheneix M, Kalmus Eliaz M, Chisala M, Lissauer S, Gladstone M, et al.
444 Neurodevelopmental, cognitive, behavioural and mental health impairments following childhood
445 malnutrition: a systematic review. *BMJ Glob Health*. 2022;7(7).
- 446 10. Grey K, Gonzales GB, Abera M, Lelijveld N, Thompson D, Berhane M, et al. Severe malnutrition
447 or famine exposure in childhood and cardiometabolic non-communicable disease later in life: a
448 systematic review. *BMJ Glob Health*. 2021;6(3).
- 449 11. WHO. Guidelines on the prevention and management of wasting and nutritional oedema
450 (acute malnutrition) in infants and children under 5 years. 2023 [cited 2023 Dec 12]. Available from:
451 <https://www.who.int/publications/i/item/9789240082830>.
- 452 12. Kerac M, Mwangome M, McGrath M, Haider R, Berkley JA. Management of acute malnutrition
453 in infants aged under 6 months (MAMI): Current issues and future directions in policy and research.
454 *Food and Nutrition Bulletin*. 2015;36(1).
- 455 13. Marie M. MAMI and the 2023 WHO recommendations: We’re talking the same talk! *Field*
456 *Exchange* 71. 2023;71:6.
- 457 14. ENN, LSHTM, Collaborators. MAMI Care Pathway Package, Version 3 (2021) 2021 [updated
458 2021/05/04/. Available from: <https://www.ennonline.net/mamicarepathway>.

- 459 15. Kelsey Grey EB, Marko Kerac, Marie McGrath. The MAMI Care Pathway Package: A resource to
 460 support the management of small and nutritionally at-risk infants under six months of age and their
 461 mothers (MAMI). South Sudan Medical Journal. 2021;Vol 14. .
- 462 16. WHO. Harmonized Health Facility Assessment. 2022 [cited 2022 Dec 13]. Available from:
 463 <https://www.who.int/data/data-collection-tools/harmonized-health-facility-assessment>.
- 464 17. Pandey AR, Adhikari B, Lamichhane B, Joshi D, Regmi S, Lal BK, et al. Service availability and
 465 readiness for basic emergency obstetric and newborn care: Analysis from Nepal Health Facility Survey
 466 2021. PLoS One. 2023;18(8):e0282410.
- 467 18. Ammoun R, Wami WM, Otieno P, Schultsz C, Kyobutungi C, Asiki G. Readiness of health
 468 facilities to deliver non-communicable diseases services in Kenya: a national cross-sectional survey.
 469 BMC Health Serv Res. 2022;22(1):985.
- 470 19. Ssensamba JT, Mukuru M, Nakafeero M, Ssenyonga R, Kiwanuka SN. Health systems readiness
 471 to provide geriatric friendly care services in Uganda: a cross-sectional study. BMC geriatrics.
 472 2019;19(1):1-13.
- 473 20. ANSD. Sénégal : Enquête Continue sur la Prestation des Services de Soins de Santé (ECPSS)
 474 2019. Rapport des indicateurs clés. The DHS Program ICF; 2020.
- 475 21. ANSD. Enquête Démographique et Sanitaire du Sénégal 2018 Dakar, Senegal: Republique du
 476 Sénégal; 2019.
- 477 22. Gera T, Shah D, Garner P, Richardson M, Sachdev HS. Integrated management of childhood
 478 illness (IMCI) strategy for children under five. Cochrane Database Syst Rev. 2016(6):CD010123.
- 479 23. MSAS. Plan Stratégique Multisectoriel de la Nutrition du Sénégal. Dakar, Senegal: Republique
 480 du Sénégal; 2016.
- 481 24. MSAS. Enquete Nutritionnelle Nationale Utilisant la Méthodologie SMART. Dakar, Senegal:
 482 Republique du Sénégal; 2016.
- 483 25. MSAS. Protocole National de Prise en Charge de la Malnutrition Aigue. Dakar, Senegal:
 484 Republique du Sénégal; 2013.
- 485 26. van Immerzeel TD, Camara MD, Deme Ly I, de Jong RJ. Inpatient and outpatient treatment for
 486 acute malnutrition in infants under 6 months; a qualitative study from Senegal. BMC Health Serv Res.
 487 2019;19(1):69.
- 488 27. EQUATOR. Enhancing the QUALity and Transparency Of health Research. 2023 [cited 2023 Oct
 489 10]. Available from: <https://www.equator-network.org/reporting-guidelines/>.
- 490 28. MSAS. Plan National de Développement Sanitaire et Social du Sénégal 2019- 2028. Dakar,
 491 Senegal: Republique du Sénégal; 2019.
- 492 29. WHO. Service availability and readiness assessment (SARA): an annual monitoring system for
 493 service delivery: reference manual2013 [cited 2022 Nov 23]. Available from:
 494 [https://www.who.int/data/data-collection-tools/service-availability-and-readiness-assessment-\(sara\)](https://www.who.int/data/data-collection-tools/service-availability-and-readiness-assessment-(sara)).
- 495 30. WHO. Global Health Observatory data repository. 2018 [cited 2023 Oct 17]. Available from:
 496 <https://apps.who.int/gho/data/?theme=main>.
- 497 31. Adedoyin O, Ogunyemi MRB, Adedayo E, Ojo, Sarah B, Welch, Oluwatosin O, Onasanya, Victoria
 498 O, Yesufu, Abisola O, Omotayo, Lisa R, Hirschhorn. Provider and facility readiness for age-friendly
 499 health services for older adults in primary health care centres in southwest, Nigeria. 2023.
- 500 32. Chaulagain DR, Malqvist M, Wrammert J, Gurung R, Brunell O, Basnet O, et al. Service
 501 readiness and availability of perinatal care in public hospitals - a multi-centric baseline study in Nepal.
 502 BMC Pregnancy Childbirth. 2022;22(1):842.
- 503 33. Hartung C. Open Data Kit: Tools to Build Information Services for Developing Regions. In: ICTD,
 504 editor. London, UK2010.
- 505 34. MicrosoftCorporation. Microsoft Excel. 2402 ed2018.
- 506 35. CNDN. Table poids attendu. 2019 [cited 2023 Oct 17]. Available from: <https://cndn.sn/bon-a-savoir/enfant/>.
- 507 36. Leslie HH, Hategeka C, Ndour PI, Nimako K, Dieng M, Diallo A, et al. Stability of healthcare
 508 quality measures for maternal and child services: Analysis of the continuous service provision
 509 assessment of health facilities in Senegal, 2012-2018. Trop Med Int Health. 2022;27(1):68-80.
 510

511 37. Penzias RE, Bohne C, Ngwala SK, Zimba E, Lufesi N, Rashid E, et al. Health facility assessment of
512 small and sick newborn care in low- and middle-income countries: systematic tool development and
513 operationalisation with NEST360 and UNICEF. *BMC Pediatr.* 2024;23(Suppl 2):655.

514 38. Shawon MSR, Adhikary G, Ali MW, Shamsuzzaman M, Ahmed S, Alam N, et al. General service
515 and child immunization-specific readiness assessment of healthcare facilities in two selected divisions
516 in Bangladesh. *BMC Health Serv Res.* 2018;18(1):39.

517 39. Jigjidsuren A, Byambaa T, Altangerel E, Batbaatar S, Saw YM, Kariya T, et al. Free and universal
518 access to primary healthcare in Mongolia: the service availability and readiness assessment. *BMC*
519 *Health Serv Res.* 2019;19(1):129.

520 40. Ahmat A, Asamani JA, Abdou Illou MM, Millogo JJS, Okoroafor SC, Nabyonga-Orem J, et al.
521 Estimating the threshold of health workforce densities towards universal health coverage in Africa. *BMJ*
522 *Glob Health.* 2022;7(Suppl 1).

523 41. Leslie HH, Sun Z, Kruk ME. Association between infrastructure and observed quality of care in 4
524 healthcare services: A cross-sectional study of 4,300 facilities in 8 countries. *PLoS Med.*
525 2017;14(12):e1002464.

526 42. Oluwole EO, Adeniran A, Chieme CF, Ojo OY, Akinyinka MR, Ilesanmi MM, et al. Maternal and
527 child health service readiness among primary health care facilities in Ekiti, Nigeria. *Afr J Prim Health*
528 *Care Fam Med.* 2022;14(1):e1-e7.

529 43. Ramadan M, Muthee TB, Okara L, Feil C, Villar Uribe M. Existing gaps and missed opportunities
530 in delivering quality nutrition services in primary healthcare: a descriptive analysis of patient
531 experience and provider competence in 11 low-income and middle-income countries. *BMJ Open.*
532 2023;13(2):e064819.

533 44. King SE, Sheffel A, Heidkamp R, Xu YY, Walton S, Munos MK. Advancing nutrition measurement:
534 Developing quantitative measures of nutrition service quality for pregnant women and children in low-
535 and middle-income country health systems. *Matern Child Nutr.* 2022;18(1):e13279.

536 45. Wang W, Mallick L, Allen C, Pullum T. Effective coverage of facility delivery in Bangladesh, Haiti,
537 Malawi, Nepal, Senegal, and Tanzania. *PLoS One.* 2019;14(6):e0217853.

538 46. Kong S, Day LT, Zaman SB, Peven K, Salim N, Sunny AK, et al. Birthweight: EN-BIRTH multi-
539 country validation study. *BMC Pregnancy and Childbirth.* 2021;21(1):1-19.

540 47. Rana R, McGrath M, Gupta P, Thakur E, Kerac M. Feeding Interventions for Infants with Growth
541 Failure in the First Six Months of Life: A Systematic Review. *Nutrients.* 2020;12(7).

542 48. Brugaletta C, Le Roch K, Saxton J, Bizouerne C, McGrath M, Kerac M. Breastfeeding assessment
543 tools for at-risk and malnourished infants aged under 6 months old: a systematic review. *F1000Res.*
544 2020;9:1310.

545 49. Ashworth A, Shrimpton R, Jamil K. Growth monitoring and promotion: review of evidence of
546 impact. *Matern Child Nutr.* 2008(4):86-117.

547 50. Ahmad UN, Yiwombe M, Chisepo P, Cole TJ, Heikens GT, Kerac M. Interpretation of World
548 Health Organization growth charts for assessing infant malnutrition: a randomised controlled trial. *J*
549 *Paediatr Child Health.* 2014;50(1):32-9.

550 51. Pannapat Amy Chanyarungrojn NL, Amelia Crampin, Lawrence Nkhwazi, Steffen Geis, Moffat
551 Nyirenda, Marko Kerac. Tools for assessing child and adolescent stunting: Lookup tables, growth charts
552 and a novel appropriate-technology “MEIRU” wallchart - a diagnostic accuracy study. 2023.

553 52. Hoehn C, Lelijveld N, Mwangome M, Berkley JA, McGrath M, Kerac M. Anthropometric Criteria
554 for Identifying Infants Under 6 Months of Age at Risk of Morbidity and Mortality: A Systematic Review.
555 *Clinical Medicine Insights: Pediatrics.* 2021;15:11795565211049904.

556 53. Ritu Rana HB, Marie McGrath, Marko Kerac, Mark Myatte. Mid-Upper Arm Circumference
557 Tapes and Measurement Discrepancies: Time to Standardize Product specifications and Reporting.
558 *Global Health: Science and Practice.* 2021;9.

559 54. Tol WA, Greene MC, Lasater ME, Le Roch K, Bizouerne C, Purgato M, et al. Impact of maternal
560 mental health interventions on child-related outcomes in low- and middle-income countries: a
561 systematic review and meta-analysis. *Epidemiol Psychiatr Sci.* 2020;29:e174.

- 562 55. Kok MC, Ormel H, Broerse JEW, Kane S, Namakhoma I, Otiso L, et al. Optimising the benefits of
563 community health workers' unique position between communities and the health sector: A
564 comparative analysis of factors shaping relationships in four countries. *Glob Public Health*.
565 2017;12(11):1404-32.
- 566 56. Daka DW, Wordofa MA, Berhanu D, Persson LA, Woldie M. Quality of sick child management by
567 health extension workers: role of a complex improvement intervention. *BMC Health Serv Res*.
568 2023;23(1):165.
- 569 57. Kerac M, Frison S, Connell N, Page B, McGrath M. Informing the management of acute
570 malnutrition in infants aged under 6 months (MAMI): risk factor analysis using nationally-
571 representative demographic & health survey secondary data. *PeerJ*. 2019;6:e5848.
- 572 58. van Immerzeel TD, Diagne M, Deme/Ly I, Murungi AE, Diouf S, Kerac M, et al. Implementing a
573 Care Pathway for small and nutritionally at-risk infants under six months of age: A multi-country
574 stakeholder consultation. *Matern Child Nutr*. 2022;19(1):e13455.
- 575 59. Brar S, Akseer N, Sall M, Conway K, Diouf I, Everett K, et al. Drivers of stunting reduction in
576 Senegal: a country case study. *Am J Clin Nutr*. 2020;112(Suppl 2):860S-74S.

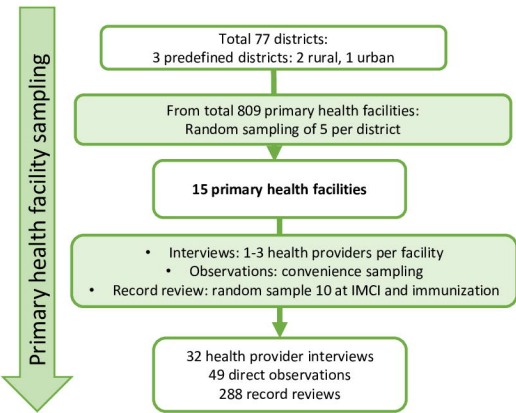
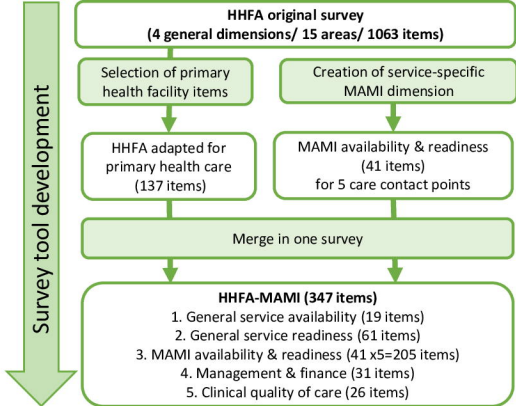
577

578 [Supporting information captions](#)

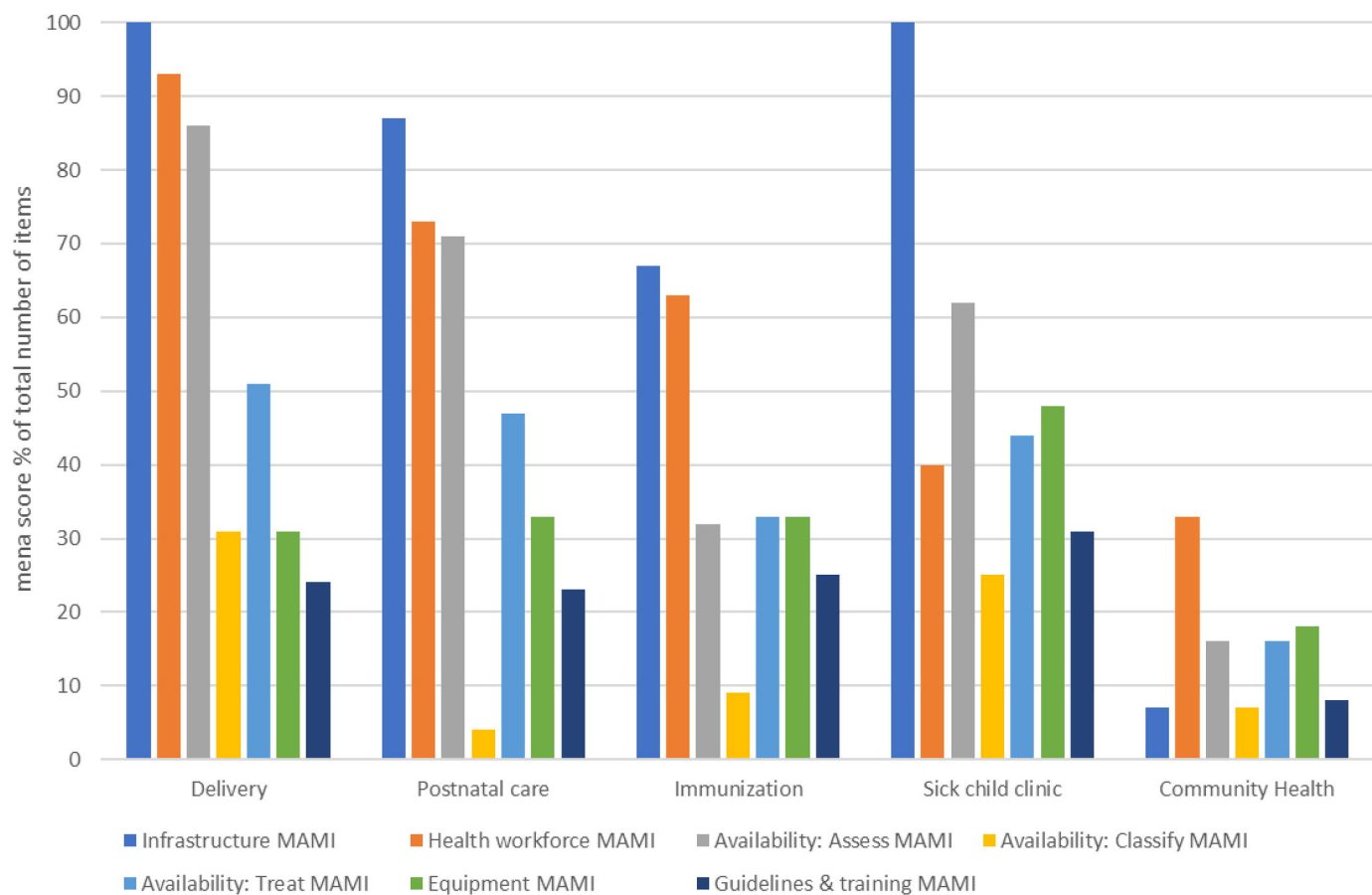
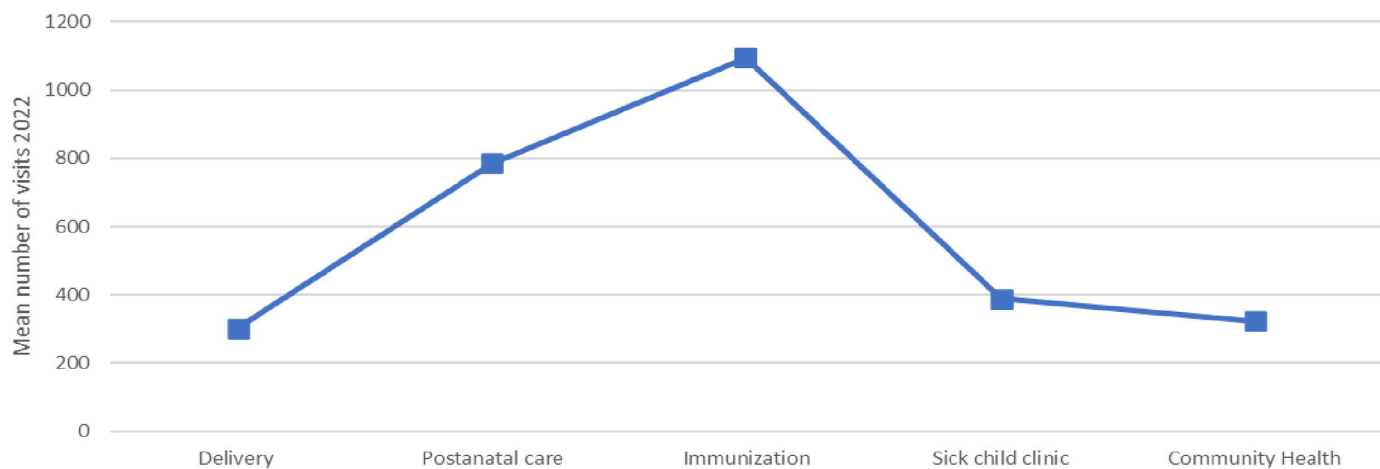
579 *S1 Appendix. HHFA-MAMI tool complete list of items (English and French)*

580

581



Service utilisation and MAMI availability & readiness at five care contact points for infants u6m in Senegal (n=15 primary health facilities)



Summary of items	Delivery %	Postnatal care %	Immunization %	Sick child clinic %	Community health %	Total %
open minimum 5 days/ week	100	87	67	100	7	
Total %	100	87	67	100	7	72
state nurse or midwife present	100	100	47	53	0	60
minimum 3 service providers	87	47	80	27	67	61
Total %	93	73	63	40	33	61
take weight	100	100	100	100	67	93
check danger signs	67	33	27	67	7	40
ask for feeding difficulties	60	67	13	33	20	39
observe breastfeeding	100	87	47	93	27	71
take MUAC	93	53	13	7	13	36
take length	100	67	53	100	7	65
conduct infant physical exam	73	67	0	80	0	44
check maternal mental health	87	73	20	53	7	48
check maternal nutritional status	93	93	13	27	7	47
Total %	86	71	32	62	17	54
detect underweight	7	0	27	13	13	12
detect LBW	100	7	0	27	0	27
detect prematurity/ SGA	47	0	0	0	0	9
detect wasting	0	7	20	80	13	24
detect stunting	0	7	0	7	7	4
Total %	31	4	9	25	7	15
explain growth charts	0	0	27	20	13	12
breastfeeding counselling	100	100	80	80	40	80
refer for complications	60	93	100	100	67	84
close follow-up	67	20	20	0	0	21
medical treatment	93	87	27	100	0	61
prescribe formula	67	67	7	53	0	39
mother psychosocial support	20	7	0	0	0	5
community health follow-up	0	0	0	0	7	1
Total %	51	47	33	44	16	38
infant scale	87	93	100	100	67	89
digital inf scale	33	33	27	33	0	25
adult scale	13	7	0	13	0	7
length board	13	7	53	100	7	36
MUAC tape	87	100	53	100	47	77
any growth charts	0	0	13	13	0	5
Z-score tables	13	20	20	20	20	19
milk supplement	0	0	0	0	0	0
Total %	31	33	33	48	18	32
IMCI guidelines seen	13	7	0	53	0	15
Breastfeeding guidelines/ visual aids seen	93	93	20	13	20	48
Malnutrition guidelines/ job aids seen	13	20	33	33	20	24
LBW/ infant referral guidelines seen	0	0	0	7	7	3
staff trained in IMCI past <3y	0	0	20	40	0	12
staff trained in immunization past <3y	40	33	80	40	7	40
staff trained in malnutrition past <3y	33	33	47	60	7	36
staff trained maternal mental health	0	0	0	0	0	0
Total %	24	23	25	31	8	22

heatmap color key

0-20%

21-40%

41-60%

61-80%

81-100%