

1 **Engagement and factors associated with annual anal human papillomavirus**
2 **screening among sexual and gender minority individuals**

3 Jenna Nitkowski, PhD^{*1}; Timothy J. Ridolfi, MD²; Sarah J. Lundeen, RN²; Anna R.
4 Giuliano, PhD³; Elizabeth Chiao, MD, MPH⁴; Maria E. Fernandez, PhD⁵; Vanessa
5 Schick, PhD⁶; Jennifer S. Smith, PhD⁷; Paige Bruggink, BS⁸; Bridgett Brzezinski, MA¹;
6 and Alan G. Nyitray, PhD^{1,9}

7 ¹ Center for AIDS Intervention Research, Medical College of Wisconsin, Milwaukee,
8 Wisconsin, USA

9 ² Department of Surgery, Medical College of Wisconsin, Milwaukee, Wisconsin, USA

10 ³ Center for Immunization and Infection Research in Cancer, Moffitt Cancer Center and
11 Research Institute, Tampa, Florida, USA

12 ⁴ MD Anderson Cancer Center, The University of Texas, Houston, Texas, USA

13 ⁵ Department of Health Promotion and Behavioral Sciences, The University of Texas
14 Health Science Center at Houston School of Public Health, Houston, Texas, USA

15 ⁶ Department of Management, Policy and Community Health, The University of Texas
16 Health Science Center at Houston School of Public Health, Houston, Texas, USA

17 ⁷ Gillings School of Global Public Health, University of North Carolina at Chapel Hill,
18 Chapel Hill, North Carolina, USA

19 ⁸ Medical College of Wisconsin, Milwaukee, Wisconsin, USA

20 ⁹ Clinical Cancer Center, Medical College of Wisconsin, Milwaukee, Wisconsin, USA

21
22 * Corresponding author

23 Jenna Nitkowski, PhD
24 Center for AIDS Intervention Research
25 Medical College of Wisconsin
26 2153 N. Dr. Martin Luther King Jr. Dr.
27 Milwaukee, WI 53212
28 (414) 955-2126
29 jnitkowski@mcw.edu
30 ORCID: 0000-0001-5651-8501

31
32 Abstract word count: 250/250

33 Manuscript word count: 2799/3000

34 **Abstract**

35 **Objectives.** Annual screening with a provider has been recommended for groups at
36 highest risk for anal cancer. Anal self-sampling could help address screening barriers,
37 yet no studies have examined annual engagement with this method.

38 **Methods.** The Prevent Anal Cancer Self-Swab Study recruited sexual and gender
39 minority individuals 25 years and over who have sex with men in Milwaukee, Wisconsin
40 to participate in an anal cancer screening study. Participants were randomized to a
41 home or clinic arm. Home-based participants were mailed an anal human
42 papillomavirus self-sampling kit at baseline and 12 months, while clinic-based
43 participants were asked to schedule and attend one of five participating clinics at
44 baseline and 12 months. Using Poisson regression, we conducted an intention-to-treat
45 analysis of 240 randomized participants who were invited to screen at both timepoints.

46 **Results.** 58.8% of participants completed annual (median=370 days) anal screening.
47 When stratified by HIV status, persons living with HIV had a higher proportion of home
48 (71.1%) versus clinic (22.2%) annual screening ($p<0.001$). Non-Hispanic Black
49 participants had a higher proportion of home-based annual anal screening engagement
50 (73.1%) compared to annual clinic screening engagement (31.6%) ($p=0.01$). Overall,
51 annual screening engagement was significantly higher among participants who had
52 heard of anal cancer from an LGBTQ organization, reported “some” prior anal cancer
53 knowledge, preferred an insertive anal sex position, and reported a prior cancer
54 diagnosis. Annual screening engagement was significantly lower for participants
55 reporting a medical condition.

56 **Conclusions.** Annual screening engagement among those at disproportionate anal
57 cancer risk was higher in the home arm.

58

59 **Keywords:** anal cancer, sexual and gender minority individuals (SGM), human
60 papillomavirus (HPV), self-sampling, screening

61 **Introduction**

62 Anal cancer disproportionately affects men who have sex with men, particularly if
63 they are living with HIV.(1) Men who have sex with men and trans women living with HIV
64 age 45 and over have a 10-fold higher anal cancer incidence versus the general
65 population.(1, 2) Recently, consensus guidelines for screening those at highest risk for
66 anal cancer have been developed.(2) Although large variation in screening availability
67 and resources inhibits a standardized screening strategy for all settings, initial screening
68 typically consists of anal cytology and human papillomavirus (HPV) testing using
69 clinician-collected anal swabs in addition to a digital anal rectal examination.(2) For
70 negative test results, repeat screening at 12 months is advised.(2)

71 Home-based anal self-sampling is a potential method of anal swab collection to
72 reach individuals for anal precancer screening. Research has shown high acceptability
73 and willingness to use an anal self-sampling test among sexual minority men. (3-5) In
74 the Prevent Anal Cancer Self-Swab Study, a randomized controlled trial which
75 compared home versus clinic anal swabbing,(6) participants were more likely to return a
76 mailed home-based swab than attend a clinic for swabbing by a clinician.(7) Home-
77 based anal screening engagement was especially higher among persons living with HIV
78 and Black individuals, two groups disproportionately affected by anal cancer.(7)

79 To our knowledge, no studies have examined engagement with annual anal HPV
80 DNA self-sampling. The International Anal Neoplasia Society (IANS) anal cancer
81 screening consensus guidelines pertain to clinic-based screening, so home collection
82 testing and intervals have not yet been established. But given that repeat testing is
83 advised for one year later for negative results, it is likely that screening either at home or

84 in a clinic would be annually. In this research, we present results of engagement with
85 mailed annual home-based anal canal HPV DNA self-sampling and annual clinic-based
86 anal HPV DNA swabbing. We also assess factors associated with annual swabbing.

87 **Methods**

88 *Study design and recruitment*

89 The Prevent Anal Cancer Self-Swab Study is a randomized controlled trial which
90 examined anal cancer screening among sexual and gender minority individuals in the
91 Milwaukee, Wisconsin area between 2020 and 2023. The protocol has previously been
92 published.⁽⁶⁾ Participants were recruited via social media ads, flyers distributed in
93 targeted businesses and non-profit organizations, community events, and a voluntary
94 referral program. Eligibility criteria consisted of the following: 25 years of age or over,
95 assigned male sex at birth or transgender gender identity, acknowledgement of sex with
96 men in the last five years or identification as gay or bisexual, and willingness to provide
97 informed consent and comply with the study protocol. Individuals who planned to move
98 within 12 months, reported unwillingness to attend one of the designated study clinics,
99 had a prior diagnosis of anal cancer, or reported use of anticoagulants other than aspirin
100 or non-steroidal anti-inflammatory drugs were excluded. The study activities were
101 approved by the Medical College of Wisconsin Human Protections Committee.

102 After providing informed consent, participants were asked to complete a baseline
103 computer-assisted self-interview (CASI) survey. The baseline survey contained
104 questions about attitudes, behaviors, and prior healthcare procedures. Participants were
105 then randomized in a one-to-one allocation to either a home-based or clinic-based arm.
106 The overall objective of the study was to evaluate engagement with annual home

107 versus clinic anal HPV DNA screening among sexual and gender minority individuals.
108 Home-based participants were sent an anal self-sampling kit in the mail at baseline and
109 one year later to complete and return via mail. Clinic-based participants were asked to
110 attend a clinic appointment at baseline and at 12 months where a clinician collected an
111 anal swab. During the consenting session, participants were told that they will be asked
112 to repeat the procedures one year later so no recommendation about annual screening
113 was given by study staff or providers. All participants were asked to attend an initial
114 clinic appointment for a digital anal rectal examination followed by a subsequent
115 appointment at 12 months for a high-resolution anoscopy (HRA).

116 *Home arm.* Participants randomized to the home-based arm were mailed an anal
117 HPV DNA self-sampling kit. The kit consisted of a flocked swab (COPAN Italia S.p.A.,
118 Brescia, Italy), a vial of standard transport medium (QIAGEN, Germantown, MD, USA),
119 a pair of gloves, illustrated instructions written at a sixth-grade reading level in English
120 or Spanish modeled after published instructions,(8) and instructions and packaging for
121 returning the swab. An identical kit was mailed 12 months later. Regardless of whether a
122 participant returned the baseline kit, all participants in the home-based arm were mailed
123 a 12-month kit. Study staff contacted participants who did not return the kit via their
124 preferred contact method up to three times.

125 *Clinic arm.* Participants in the clinic arm were asked to attend an appointment at
126 their choice of five area clinics. To mimic real-world conditions, participants were asked
127 to call and schedule their clinic appointment. At the clinic appointment, biometric
128 measurements including height, weight, and waist circumference were taken. A highly
129 experienced clinician then collected an anal swab from the participant and performed a

130 digital anal rectal examination. The swabs, the standard transport medium, and the
131 swabbing technique instructions were identical in both the home and clinic. Participants
132 were contacted prior to their 12-month anniversary date to schedule the follow-up
133 appointment regardless of attendance at the baseline appointment. Because the 12-
134 month clinic appointment and HRA were designed to occur one year after the baseline
135 clinic appointment, some clinic participants opted to combine them. Out of the 71 clinic
136 participants who completed both a 12-month clinic appointment and HRA, 71.8% (n=51)
137 combined these appointments.

138 Between January 2020 and August 2022, a total of 240 participants were
139 randomized to the study (home=120, clinic=120). Study activities were paused between
140 March 2020 and November 2020 due to the COVID-19 pandemic.

141 *Measures*

142 *Outcome.* Annual anal screening engagement was the outcome. This was coded
143 as a dichotomous variable (1=yes, 0=no) representing whether a participant provided an
144 anal swab at both baseline and 12 months. For home participants, this meant returning
145 both a baseline and 12-month kit. For clinic participants, this meant attending a baseline
146 clinic appointment and 12-month clinic appointment/HRA.

147 *Exposures.* The primary exposure of interest was study arm (home-based or
148 clinic-based anal screening). Participant characteristics, behaviors, attitudes, and prior
149 health care procedures were all examined as possible exposures. These variables
150 come from the eligibility and baseline participant surveys and consist of age,
151 race/ethnicity, education, marital status, HIV status, preferred anal sex position, sources
152 of anal cancer awareness, amount of prior anal cancer knowledge, fear of screening,

153 history of a cancer diagnosis, history of doing a self-examination, history of anal cancer
154 screening procedures such as anal cytology, smoking status, and ever being diagnosed
155 with certain medical conditions. We also calculated the 2021 area deprivation index
156 (ADI) score for each participant's address using the Neighborhood Atlas mapping
157 function. (9)

158 For sources of anal cancer awareness, participants were asked "*Where have you*
159 *heard about anal cancer before today? (check all that apply)*". Response options
160 included: doctor's office, community health worker, public health department, school or
161 university, hospital or research institution, friend or acquaintance, LGBTQ community
162 organization, online, etc. For the medical condition question, participants were asked
163 "*Here is a list of medical conditions that may make it harder to use the swab. Has a*
164 *doctor ever said that you have any of the following? (check all that apply).*" Response
165 options consisted of the following: arthritis (n=26), carpal tunnel syndrome (n=7),
166 cerebral palsy (n=1), deafness (n=4), diabetes (n=16), fibromyalgia (n=1), chronic lower
167 back pain (n=19), motor neuron diseases (n=1), movement disorders (n=4), multiple
168 sclerosis (n=1), obesity (n=34), spina bifida (n=1), spinal cord injury (n=4), stroke (n=2),
169 visual impairment (n=10), other medical condition (n=3), or none of the above (n=151).
170 Responses were combined to create a dichotomous variable representing whether a
171 participant reported any medical condition (1=yes, 0=no).

172 *Statistical analysis*

173 We conducted an intention-to-treat analysis to evaluate engagement and factors
174 associated with annual home and clinic anal HPV DNA screening (n=240). Univariate
175 and multivariable Poisson regression analyses were conducted to evaluate factors

176 associated with annual anal screening engagement. Factors with a p-value of less than
177 0.25 in bivariate analyses were included in a multivariable regression model. Manual
178 backward elimination was used to remove factors with a p-value greater than 0.05 until
179 the remaining factors had a p-value less than or equal to 0.05. Potential confounders
180 were included in the final model. Missing data were handled by pairwise deletion.
181 Response option categories were combined in instances of small cell sizes. Relative
182 risk was calculated using Poisson regression with robust standard errors and the log-
183 link function in Stata. We report unadjusted and adjusted relative risk ratios with 95%
184 confidence intervals. All analyses were conducted in SPSS 28 (Armonk, NY, USA) and
185 Stata BE 18 (College Station, TX, USA).

186 **Results**

187 Overall, 58.8% (n=141) of 240 randomized participants engaged in annual anal
188 HPV screening with a median of 370 days between screenings. In the home arm, 65.0%
189 of home-based participants engaged in annual screening compared to 52.5% of clinic-
190 based participants ($p=0.049$) (Figure 1).

191 Table 1 presents the characteristics of randomized participants stratified by
192 annual screening engagement. The average age was 46 years and ranged from 25 to
193 78 years. Most participants (94.6%) identified as a man, 2.9% as transgender, and 2.5%
194 as non-binary or other. Nearly two-thirds of participants (66.1%) identified as non-
195 Hispanic White, 18.8% as non-Hispanic Black, 13.0% as Hispanic or Latino/x, and 2.1%
196 as non-Hispanic Other. More than one in four participants (27.1%) were living with HIV,
197 and most reported never or not knowing if they had ever had an anal cytology test
198 (75.8%) and little or no prior anal cancer knowledge (78.8%).

199 When stratifying by race/ethnicity (Figure 2), non-Hispanic Black participants had
200 a higher proportion of home-based annual anal screening engagement (73.1%)
201 compared to annual clinic screening engagement (31.6%) ($p=0.01$). When stratifying by
202 HIV status (Figure 2), persons living with HIV had a higher proportion of home-based
203 annual anal screening engagement (71.1%) compared to clinic screening engagement
204 (22.2%) ($p<0.001$). In contrast, HIV-negative participants had nearly equal proportions
205 of engaging in home (62.2%) versus clinic (61.3%) annual screening ($p=0.90$).

206 Results of univariate and multivariable Poisson regression analyses are
207 presented in Table 2. Although not significant, participants in the home-based arm were
208 more likely to engage in annual anal HPV screening (aRR 1.20, 95% CI 0.97 – 1.48)
209 than the clinic arm while controlling for participant characteristics. Participants who
210 reported ever being diagnosed with a medical condition were significantly less likely to
211 engage in annual screening (aRR 0.78, 95% CI 0.61 – 0.998) compared to those who
212 did not report a medical condition.

213 Participants who reported a preferred insertive anal sex position (aRR 1.51, 95%
214 CI 1.20 – 1.91) were significantly more likely to engage in annual screening compared
215 to versatile participants. Those who reported hearing of anal cancer from an LGBTQ
216 organization, reported some prior anal cancer knowledge, and reported a prior cancer
217 diagnosis were significantly more likely to engage in annual screening. Participants who
218 reported previously hearing about anal cancer from an LGBTQ organization were more
219 likely to engage in annual screening (aRR 1.30, 95% CI 1.06 – 1.60) compared to those
220 who had not. Those who reported some prior anal cancer knowledge were more likely
221 to screen annually compared to those who had no prior anal cancer knowledge (aRR

222 1.47, 95% CI 1.09 – 1.99). Participants who had any previous cancer diagnosis were
223 more likely to engage in annual screening (aRR 1.47 95% CI 1.07 – 2.00) than those
224 who never had a cancer diagnosis.

225 **Discussion**

226 Overall, more than half of randomized participants engaged in annual anal HPV
227 screening. Building upon our previous findings indicating higher engagement in home-
228 based anal screening among non-Hispanic Black individuals and those living with HIV at
229 baseline,(7) our current data demonstrate similar findings for annual screening. When
230 stratifying by race/ethnicity, non-Hispanic Black participants had over twice the
231 proportion of engaging in home-based annual screening (73.1%) versus clinic-based
232 annual screening (31.6%) ($p=0.01$). Since Black sexual minority men are less likely to
233 report clinic-based anal cancer screening,(10) home sampling may be a way to increase
234 screening engagement. When stratified by HIV status, 71.1% of persons living with HIV
235 completed annual home-based anal screening compared to just 22.2% who engaged in
236 annual clinic screening ($p<0.001$). One possible explanation for this finding is
237 appointment fatigue, which individuals living with HIV may experience due to repeated
238 tests and procedures.(11)

239 We also found that those who had ever been diagnosed with a medical condition
240 were less likely to engage in annual screening, either in the home or clinic. This
241 suggests that managing a chronic condition may be a barrier to screening engagement.
242 Thus, mailed home-based anal self-sampling may be a potential way to ease the
243 burden of managing a chronic condition and increase screening engagement.
244 Participants who had ever done a self-exam (such as for testicular, breast, or skin

245 cancer) were significantly more likely to engage in annual screening in univariate but not
246 multivariable analysis, due to adjusting for factors like prior cancer diagnosis as well as
247 prior anal cancer knowledge and sources.

248 Anal cancer knowledge and information sources were significantly associated
249 with higher annual screening engagement. Participants who reported some amount of
250 prior anal cancer knowledge and those who reported hearing about anal cancer from an
251 LGBTQ organization were more likely to engage in annual screening. This suggests that
252 LGBTQ organizations may be important channels to increase knowledge and
253 awareness of anal cancer among sexual and gender minority individuals. Notably,
254 knowledge among gay and bisexual men that HPV causes anal cancer is low (12).
255 Campaigns to increase anal cancer knowledge and annual screening engagement may
256 partner with LGBTQ organizations as an important source of information. Although
257 provider recommendation is strongly associated with increased cancer screening
258 uptake (13, 14), including anal cancer (15), we found no association between annual
259 screening and hearing about anal cancer from a doctor's office. However, hearing about
260 anal cancer in a doctor's office is different than receiving a doctor's recommendation for
261 screening.

262 Participants who reported a preference for a primarily insertive anal sex position
263 were less likely to engage in annual anal screening compared to participants who
264 reported a preference for versatile anal sex. While the reasons for this finding are
265 unclear and may warrant future research, it may be due to stigma associated with being
266 a receptive anal sex partner or "bottom" (16, 17). Gay and bisexual men who report less
267 anal sex stigma have greater comfort with discussing anal sex with a health care

268 provider and are more likely to engage in anal screening.(18) No significant differences
269 in annual screening engagement were observed between cisgender men and non-cis
270 gender persons, although only 13 non-cisgender participants were randomized to the
271 study.

272 *Limitations*

273 This research consisted of participants who chose to enroll in a randomized
274 clinical trial about anal cancer screening. These individuals may differ from those who
275 did not or would not choose to participate in this type of study. Thus, the findings from
276 this research may not be representative of all sexual minority men or trans persons. It is
277 also important to note that participants were not *encouraged* by study staff or study
278 health care providers to attend annual screening. Participants were simply told by study
279 staff during the consenting session that they will be asked to repeat the procedures one
280 year later. Consensus screening guidelines were also released after the study ended.

281 While we asked participants whether they had received anal cancer screening
282 procedures such as anal cytology and high-resolution anoscopy, we were not able to
283 assess the quality of those procedures. Previous research has shown that having a
284 negative healthcare experience can affect future healthcare engagement.(19) Finally,
285 the medical condition question asked whether participants had *ever* been diagnosed so
286 it does not capture whether they currently still have that condition. Future research with
287 larger sample sizes of those with medical conditions can hopefully refine this finding.

288 **Conclusion**

289 This study evaluated annual anal HPV screening engagement in the home and
290 clinic. We found higher annual engagement with mailed home-based self-sampling

291 compared to clinician swabbing, particularly among those living with HIV and non-
292 Hispanic Black participants. Anal cancer education and its sources, such as LGBTQ
293 organizations, may also play a role in increasing annual screening engagement. These
294 findings underscore the importance of targeted educational efforts and provision of
295 accessible screening methods in increasing anal cancer screening engagement,
296 particularly among groups disproportionately affected by anal cancer.
297

298 **Acknowledgements**

299 Thank you to the study participants, the Prevent Anal Cancer community
300 advisory board, and the PAC Study Team (Cameron Liebert, Christopher Ajala, Madison
301 Humphry, Esmeralda Lezama-Ruiz, Maritza Pallo, and Lisa Rein). Thanks to the
302 clinicians who participated in this study: Mary Kay Schuknecht, Kathryn Kerhin, Nickie
303 Gerboth, Dave Wenten, Annie Lakatos, Andrew Petroll, Brian Hilgeman, Leslie
304 Cockerham, Sol del Mar Aldrete Audiffred, Winsome Panton, Christine Hogan, and
305 Janaki Shah. We are grateful to the University of Chicago for help with the anal self-
306 sampling illustrated instructions and to COPAN Italia S.p.A. for donation of some of the
307 swabs used in this study.

308 **Data Availability Statement**

309 Fully de-identified datasets and data dictionary will be shared with properly
310 trained investigators on the study website within 1 year of study completion after
311 assessment of institutional policies, Medical College of Wisconsin Human Research
312 Protections Program rules, and local, state, and federal laws and regulations.

313 **Ethics Approval and Patient Consent**

314 Informed consent was obtained from all study participants and study activities
315 were approved by the Medical College of Wisconsin Human Research Protections
316 Committee (protocol #PRO00032999).

317 **Declaration of Funding**

318 This work was supported by the National Cancer Institute of the National
319 Institutes of Health [R01CA215403 to AGN; NCT Registration Number NCT03489707]
320 and Clinical and Translational Science Institute grant support [2UL1TR001436]. These

321 funding entities had no involvement in the design, collection, analysis, or interpretation
322 of data, writing of this report, or decision to submit this research for publication. The
323 content is solely the responsibility of the authors and does not necessarily represent the
324 official views of the National Institutes of Health. COPAN Italia S.p.A. donated some of
325 the swabs used in this study.

326 **Conflicts of Interest**

327 The authors declare no conflicts of interest.

328 **Declaration of generative AI and AI-assisted technologies in the writing process**

329 The authors declare no generative AI or AI-assisted technologies in the writing
330 process.

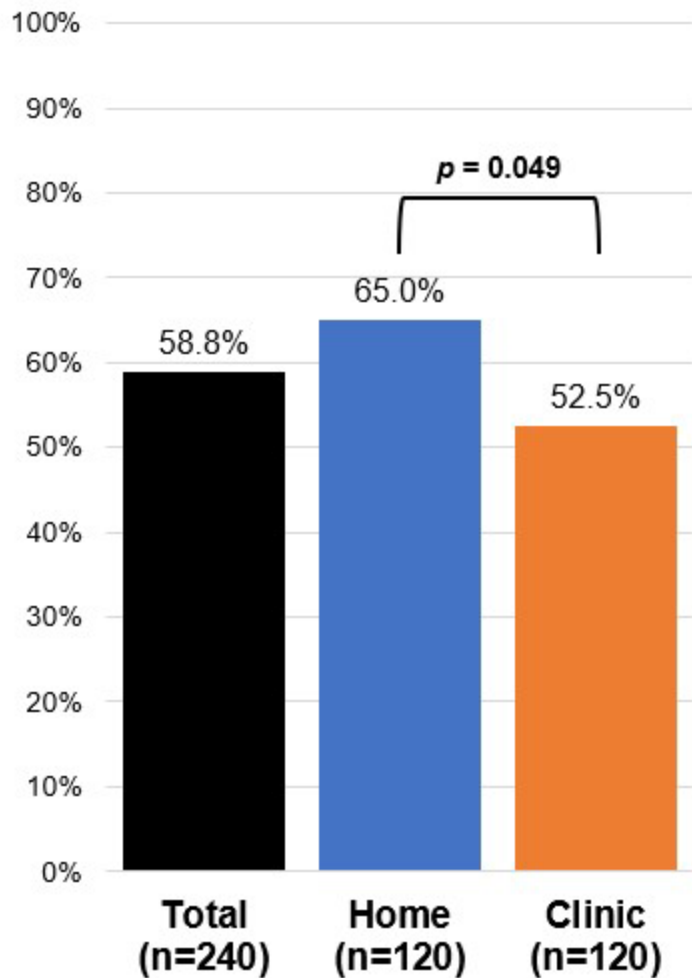
331

332

References

- 333 1. Clifford GM, Georges D, Shiels MS, Engels EA, Albuquerque A, Poynten IM, et al. A meta-analysis
334 of anal cancer incidence by risk group: Toward a unified anal cancer risk scale. *Int J Cancer*.
335 2021;148(1):38-47.
- 336 2. Stier EA, Clarke MA, Deshmukh AA, Wentzensen N, Liu Y, Poynten IM, et al. International Anal
337 Neoplasia Society's consensus guidelines for anal cancer screening. *Int J Cancer*. 2024.
- 338 3. Thompson JA, Reiter PL, McRee AL, Moss JL, Brewer NT. Gay and Bisexual Men's Willingness to
339 Use a Self-Collected Anal Cancer Screening Test. *J Low Genit Tract Dis*. 2015;19(4):354-61.
- 340 4. Poon MKL, Wong JPH, Li ATW, Manuba M, Bisignano A, Owino M, et al. HIV-positive MSM's
341 knowledge of HPV and anal cancer self-sampling: A scoping review. *Curr Oncol*. 2018;25(1):e83-e9.
- 342 5. Nitkowski J, Giuliano AR, Ridolfi T, Chiao E, Fernandez ME, Schick V, et al. Acceptability of Anal
343 Human Papillomavirus Home Self-Sampling and Clinician Sampling Among Sexual and Gender Minority
344 Individuals In Milwaukee, Wisconsin: The Prevent Anal Cancer Self-Swab Study. *LGBT Health*. 2023.
- 345 6. Nyitray AG, Schick V, Swartz MD, Giuliano AR, Fernandez ME, Deshmukh AA, et al. Rationale and
346 design of the Prevent Anal Cancer Self-Swab Study: a protocol for a randomised clinical trial of home-
347 based self-collection of cells for anal cancer screening. *BMJ Open*. 2021;11(6):e051118.
- 348 7. Nyitray AG, Nitkowski J, McAuliffe TL, Brzezinski B, Swartz MD, Fernandez ME, et al. Home-based
349 self-sampling vs clinician sampling for anal precancer screening: The Prevent Anal Cancer Self-Swab
350 Study. *Int J Cancer*. 2023;153(4):843-53.
- 351 8. Lampinen TM, Latulippe L, van Niekerk D, Schilder AJ, Miller ML, Anema A, et al. Illustrated
352 instructions for self-collection of anorectal swab specimens and their adequacy for cytological
353 examination. *Sex Transm Dis*. 2006;33(6):386-8.
- 354 9. Applied Population Lab U-M. Neighborhood Atlas 2023 [Available from:
355 <https://www.neighborhoodatlas.medicine.wisc.edu/mapping>.
- 356 10. Hicks JT, Hwang LY, Baraniuk S, White M, Chiao EY, Onwuka N, et al. Factors associated with self-
357 reported anal cancer screening history in men who have sex with men. *Sex Health*. 2019;16(1):96-8.
- 358 11. Flores D, Leblanc N, Barroso J. Enrolling and retaining human immunodeficiency virus (HIV)
359 patients in their care: A metasynthesis of qualitative studies. *Int J Nurs Stud*. 2016;62:126-36.
- 360 12. Wheldon CW, Maness SB, Islam JY, Deshmukh AA, Nyitray AG. Gay and Bisexual Men in the US
361 Lack Basic Information About Anal Cancer. *J Low Genit Tract Dis*. 2021;25(1):48-52.
- 362 13. Peterson EB, Ostroff JS, DuHamel KN, D'Agostino TA, Hernandez M, Canzona MR, et al. Impact of
363 provider-patient communication on cancer screening adherence: A systematic review. *Prev Med*.
364 2016;93:96-105.
- 365 14. Sarma EA, Silver MI, Kobrin SC, Marcus PM, Ferrer RA. Cancer screening: health impact,
366 prevalence, correlates, and interventions. *Psychol Health*. 2019;34(9):1036-72.
- 367 15. Vanhaesebrouck A, Pernot S, Pavie J, Lucas ML, Collias L, Pere H, et al. Factors associated with
368 anal cancer screening uptake in men who have sex with men living with HIV: a cross-sectional study. *Eur J*
369 *Cancer Prev*. 2020;29(1):1-6.
- 370 16. Hernandez AL, Weatherly CS, Burrowes S, Jimenez JL, Gonzalez R, Palefsky JM. "The problem is
371 that our culture is just so messed up about aging." Recruiting older men who have sex with men (MSM)
372 into research studies: an example from a study of aging, HIV, and anal HPV. *BMC Med Res Methodol*.
373 2022;22(1):296.
- 374 17. Apaydin KZ, Nguyen A, Panther L, Shtasel DL, Dale SK, Borba CPC, et al. Facilitators of and
375 barriers to high-resolution anoscopy adherence among men who have sex with men: a qualitative study.
376 *Sex Health*. 2018;15(5):431-40.

- 377 18. Kutner BA, Simoni JM, DeWitt W, Gaisa MM, Sandfort TGM. Gay and Bisexual Men Who Report
378 Anal Sex Stigma Alongside Discomfort Discussing Anal Sex with Health Workers Are Less Likely to Have
379 Ever Received an Anal Examination or Anal Swab. *LGBT Health*. 2022;9(2):103-13.
- 380 19. Schwei RJ, Johnson TP, Matthews AK, Jacobs EA. Perceptions of negative health-care experiences
381 and self-reported health behavior change in three racial and ethnic groups. *Ethn Health*. 2017;22(2):156-
382 68.
- 383



384

385 **Figure 1.** Proportion of participants who engaged in annual anal HPV sampling in the Prevent
386 Anal Cancer Self-Swab Study, Milwaukee, Wisconsin, 2020-2023.

Table 1. Intention-to-treat analysis of randomized participants who completed annual anal human papillomavirus swabbing in the Prevent Anal Cancer Self-Swab Study, Milwaukee, Wisconsin, USA, 2020-2023.

		Total randomized (n=240)	Completed annual screening (n=141)	Did not complete annual screening (n=99)	
		n (column %)	n (row %)	n (row %)	p
Age, years	Mean, Range	46.0, 25 – 78	46.8, 25 – 78	44.9, 25 – 74	0.28 ^a
Age, years					0.30 ^b
	25-34	74 (30.8)	40 (54.1)	34 (45.9)	
	35-44	42 (17.5)	24 (57.1)	18 (42.9)	
	45-54	46 (19.2)	29 (63.0)	17 (37.0)	
	55-78	78 (32.5)	48 (61.5)	30 (38.5)	
Gender identity					0.91 ^c
	Man	227 (94.6)	134 (59.0)	93 (41.0)	
	Trans man or trans woman	7 (2.9)	4 (57.1)	3 (42.9)	
	Non-binary or other	6 (2.5)	3 (50.0)	3 (50.0)	
Sexual orientation					0.47 ^c
	Gay	198 (82.8)	120 (60.6)	78 (39.4)	
	Bisexual	29 (12.1)	15 (51.7)	14 (48.3)	
	Queer	9 (3.8)	4 (44.4)	5 (55.6)	
	Other, lesbian, heterosexual	3 (1.3)	1 (33.3)	2 (66.7)	
Race/ethnicity					0.13 ^c
	White, non-Hispanic	158 (66.1)	99 (62.7)	59 (37.3)	
	Black, non-Hispanic	45 (18.8)	25 (55.6)	20 (44.4)	
	Hispanic or Latino/x	31 (13.0)	15 (48.4)	16 (51.6)	
	Other, non-Hispanic ^d	5 (2.1)	1 (20.0)	4 (80.0)	
Education, years					0.02 ^b
	<12	6 (2.5)	3 (50.0)	3 (50.0)	
	12	24 (10.0)	12 (50.0)	12 (50.0)	
	13-15	64 (26.8)	31 (48.4)	33 (51.6)	
	16	44 (18.4)	28 (63.6)	16 (36.4)	
	>16	101 (42.3)	67 (66.3)	34 (33.7)	
Marital status					0.29 ^c
	Married	38 (16.0)	27 (71.1)	11 (28.9)	
	Cohabiting/living together	40 (16.9)	23 (57.5)	17 (42.5)	
	Divorced/separated	13 (5.5)	10 (76.9)	3 (23.1)	
	Single with no steady partner	100 (42.2)	52 (52.0)	48 (48.0)	
	Single with steady partner(s)	39 (16.5)	24 (61.5)	15 (38.5)	
	Widowed	7 (3.0)	4 (57.1)	3 (42.9)	
ADI score	Mean, SD	5.9 (2.9)	5.8 (3.0)	5.9 (2.8)	0.80 ^a
Health insurance					0.21
	Yes	224 (93.3)	134 (59.8)	90 (40.2)	
	No or don't know	16 (6.7)	7 (43.8)	9 (56.3)	
HIV status					0.13
	Negative	175 (72.9)	108 (61.7)	67 (38.3)	
	Positive	65 (27.1)	33 (50.8)	32 (49.2)	
Preferred anal sex position					0.03 ^c
	Versatile	111 (46.8)	60 (54.1)	51 (45.9)	
	Insertive	47 (19.8)	36 (76.6)	11 (23.4)	
	Receptive	71 (30.0)	40 (56.3)	31 (43.7)	
	Never engaged in anal sex	8 (3.4)	3 (37.5)	5 (62.5)	
Medical condition					0.10
	Yes	85 (36.0)	44 (51.8)	41 (48.2)	

No	151 (64.0)	95 (62.9)	56 (37.1)	
Current smoker				0.15
Yes	30 (14.1)	15 (50.0)	15 (50.0)	
No	183 (85.9)	117 (63.9)	66 (36.1)	
Heard of anal cancer from...				
My doctor's office				0.61
Yes	67 (28.0)	41 (61.2)	26 (38.8)	
No	172 (72.0)	99 (57.6)	73 (42.4)	
A community health worker				0.12
Yes	20 (8.4)	15 (75.0)	5 (25.0)	
No	219 (91.6)	125 (57.1)	94 (42.9)	
A friend or acquaintance				0.26
Yes	61 (25.5)	32 (52.5)	29 (47.5)	
No	178 (74.5)	108 (60.7)	70 (39.3)	
An LGBTQ organization				0.02
Yes	68 (28.5)	48 (70.6)	20 (29.4)	
No	171 (71.5)	92 (53.8)	79 (46.2)	
Online				0.25
Yes	80 (33.5)	51 (63.7)	29 (36.3)	
No	159 (66.5)	89 (56.0)	70 (44.0)	
Prior anal cancer knowledge				0.62 ^c
Nothing at all	74 (30.8)	41 (55.4)	33 (44.6)	
A little	115 (47.9)	66 (57.4)	49 (42.6)	
Some	40 (16.7)	27 (67.5)	13 (32.5)	
Quite a lot	11 (4.6)	7 (63.6)	4 (36.4)	
I am afraid to have anal cancer screening for fear of a bad result				0.03
Strongly agree or agree	30 (12.6)	12 (40.0)	18 (60.0)	
Strongly disagree or disagree	209 (87.4)	128 (61.2)	81 (38.8)	
Ever been diagnosed with any kind of cancer				0.09
Yes	24 (10.1)	18 (75.0)	6 (25.0)	
No	214 (89.9)	122 (57.0)	92 (43.0)	
Ever done a self-exam (e.g. for testicular, breast, or skin cancer)				0.02
Yes	159 (66.3)	102 (64.2)	57 (35.8)	
No	81 (33.8)	39 (48.1)	42 (51.9)	
Ever had anal cytology test				0.45
Yes	58 (24.2)	38 (65.5)	20 (34.5)	
No	157 (65.4)	88 (56.1)	69 (43.9)	
Don't know	25 (10.4)	15 (60.0)	10 (40.0)	

Abbreviations: ADI, area deprivation index; SD, standard deviation; HIV, human immunodeficiency virus; LGBTQ, lesbian, gay, bisexual, transgender, queer and/or questioning.

Missing: Sexual orientation n=1; race/ethnicity n=1; education n=1; marital status n=3; ADI score n=3; preferred anal sex position n=3; any medical condition n=4; current smoker n=27; heard of anal cancer from my doctor's office n=1; heard of anal cancer from a community health worker n=1; heard of anal cancer from a friend or acquaintance n=1; heard of anal cancer from an LGBTQ community organization n=1; heard of anal cancer online n=1; afraid to have anal cancer screening for fear of a bad result n=1; ever been diagnosed with any kind of cancer n=2.

^a t-test.

^b Cochran-Armitage test for trend.

^c Fisher exact test.

^d Other, NH includes Asian, American Indian/Alaskan Native, other, and don't know.

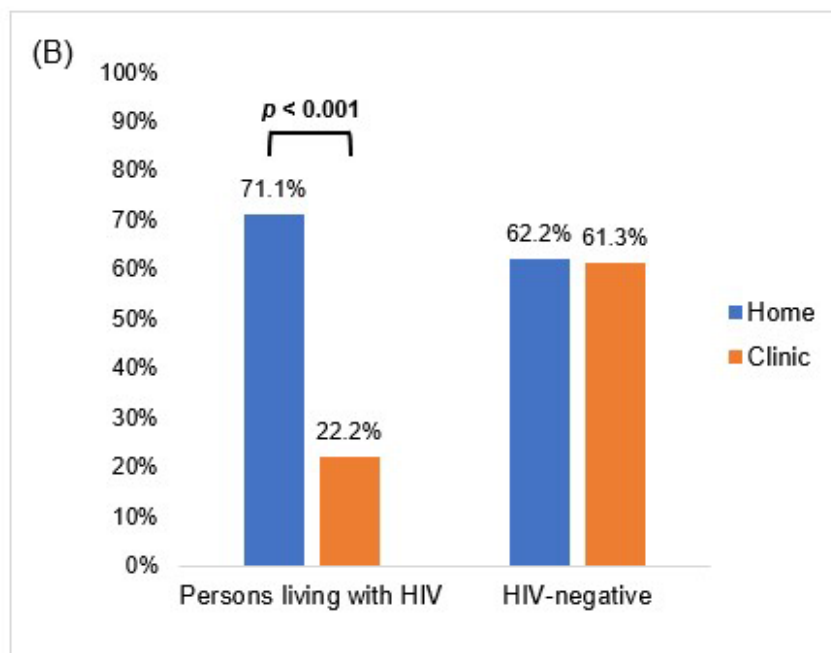
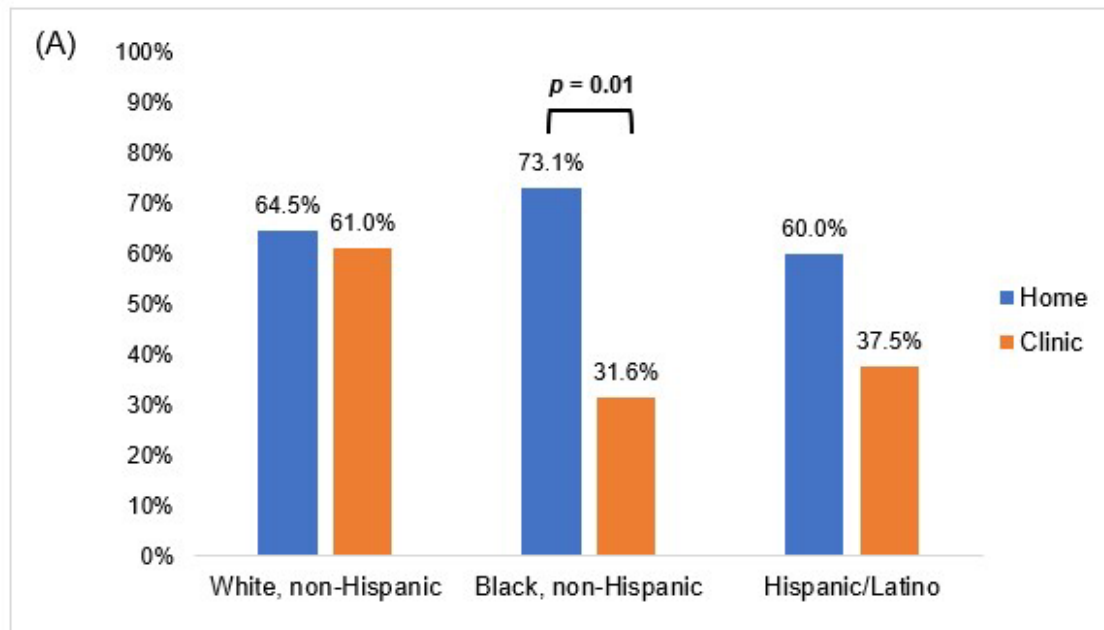


Figure 2. Proportion of participants who engaged in annual anal HPV sampling by study arm stratified by (A) race/ethnicity and (B) HIV status in the Prevent Anal Cancer Self-Swab Study

428
429

430 ukee, Wisconsin, 2020-2023.

431

Table 2. Factors associated with annual anal HPV screening engagement in the Prevent Anal Cancer Self-Swab Study, Milwaukee, Wisconsin, 2020-2023 (n=240).

	Univariate RR (95% CI)	Adjusted RR ^a (95% CI)
Randomization group		
Clinic	1.0	1.0
Home	1.24 (1.00 – 1.54)	1.20 (0.97 – 1.48)
Age, years	1.00 (1.00 – 1.01)	--
Race/ethnicity		
White, non-Hispanic	1.0	
Black, non-Hispanic	0.89 (0.66 – 1.18)	--
Hispanic or Latino/x	0.77 (0.53 – 1.13)	--
Other, non-Hispanic	0.32 (0.05 – 1.86)	--
Marital status		
Married	1.0	
Cohabiting/living together	0.81 (0.58 – 1.13)	--
Divorced/separated	1.08 (0.75 – 1.55)	--
Single with no steady partner	0.73 (0.55 – 0.97)	--
Single with steady partner(s)	0.87 (0.63 – 1.19)	--
Widowed	0.80 (0.41 – 1.58)	--
HIV status		
Negative	1.0	--
Positive	0.82 (0.63 – 1.07)	--
Preferred anal sex position		
Versatile	1.0	1.0
Insertive	1.42 (1.12 – 1.79)	1.51 (1.20 – 1.91)
Receptive	1.04 (0.80 – 1.36)	1.03 (0.79 – 1.33)
Never engaged in anal sex	0.69 (0.28 – 1.73)	0.96 (0.39 – 2.39)
Medical condition		
Yes	0.82 (0.65 – 1.05)	0.78 (0.61 – 0.99)
No	1.0	1.0
Current smoker		
Yes	0.78 (0.54 – 1.14)	--
No	1.0	
Heard of anal cancer from a community health worker		
Yes	1.31 (1.00 – 1.74)	--
No	1.0	
Heard of anal cancer from an LGBTQ organization		
Yes	1.31 (1.07 – 1.61)	1.30 (1.06 – 1.60)
No	1.0	1.0
Heard of anal cancer online		
Yes	1.14 (0.92 – 1.41)	--
No	1.0	
Prior anal cancer knowledge		
Nothing at all	1.0	1.0
A little	1.04 (0.80 – 1.34)	1.10 (0.85 – 1.43)
Some	1.22 (0.90 – 1.64)	1.47 (1.09 – 1.99)
Quite a lot	1.15 (0.70 – 1.88)	1.10 (0.74 – 1.64)
I am afraid to have anal cancer screening for fear of a bad result		
Strongly agree or agree	0.65 (0.42 – 1.03)	--
Strongly disagree or disagree	1.0	
Ever been diagnosed with cancer		
Yes	1.32 (1.02 – 1.70)	1.47 (1.07 – 2.00)

No	1.0	1.0
Ever done a self-examination		
Yes	1.33 (1.03 – 1.72)	--
No	1.0	

Abbreviations: RR, relative risk; CI, confidence interval; HIV, human immunodeficiency virus; LGBTQ, lesbian, gay, bisexual, transgender, queer and/or questioning. Bolded variables have 95% CI that do not include unity.

^aThe final multivariable model includes all variables in the table in addition to confounders age, race/ethnicity, and HIV status.

432