

1 **Full Title: High measles and rubella vaccine coverage and seroprevalence among Zambian children**
2 **participating in a measles and rubella supplementary immunization activity**

3
4 **Short title: Measles and rubella vaccination coverage and seroprevalence during an SIA**

5
6
7 Christine Prospero*¹, Shaun A. Truelove*^{1,2}, Andrea C. Carcelen*¹, Gershon Chongwe³, Francis D.
8 Mwansa⁴, Phillimon Ndubani⁵, Edgar Simulundu⁵, Innocent C. Bwalya³, Mutinta Hamahuwa⁵, Kelvin
9 Kapungu³, Kalumbu H. Matakala⁵, Gloria Musukwa⁵, Irene Mutale³, Evans Betha³, Nchimunya
10 Chaavwa⁵, Lombe Kampamba³, Japhet Matoba⁵, Passwell Munachoonga⁵, Webster Mufwambi³, Ken
11 Situtu³, Phillip E. Thuma⁵, Constance Sakala⁴, Princess Kayeye⁴, Amy K. Winter^{2,6,7}, Matthew J Ferrari⁸,
12 William J. Moss^{1,2}, Simon Mutembo¹

13
14 Affiliations:

- 15 1. Department of International Health, International Vaccine Access Center, Johns Hopkins
16 Bloomberg School of Public Health, Baltimore, Maryland, USA
- 17 2. Department of Epidemiology, Johns Hopkins Bloomberg School of Public Health, Baltimore,
18 Maryland, USA
- 19 3. Tropical Diseases Research Center, Ndola, Zambia
- 20 4. Government of the Republic of Zambia, Ministry of Health, Lusaka, Zambia
- 21 5. Macha Research Trust, Choma, Zambia
- 22 6. Department of Epidemiology and Biostatistics, University of Georgia, Athens, Georgia, USA
- 23 7. Center for the Ecology of Infectious Diseases, University of Georgia, Athens, Georgia, USA
- 24 8. Center for Infectious Disease Dynamics, Pennsylvania State University, State College,
25 Pennsylvania, USA

26
27 *Contributed equally

28 Corresponding author: Shaun A. Truelove (shauntruelove@jhu.edu)
29
30

31 **Abstract**

32 Post-campaign coverage surveys estimate the number and proportion of previously unvaccinated
33 children vaccinated during a supplementary immunization activity (SIA) but cannot address whether
34 susceptible children seronegative to measles and rubella viruses were vaccinated during the SIA.

35 We conducted a cross-sectional serosurvey nested within the November 2020 measles-rubella
36 SIA in Zambia. Children aged 9 months to 5 years were systematically sampled at 30 SIA sites in Choma
37 and Ndola Districts. A questionnaire was administered to the caregiver to collect the child's demographic
38 information and history of routine measles-rubella (MR) vaccination, and dried blood spot specimens
39 were collected from the child. Specimens were tested for Immunoglobulin-G antibodies to measles and
40 rubella viruses by enzyme immunoassay.

41 Among children enrolled with MR vaccination data (N=2,364), 2,214 (94%) reported at least one
42 routine MR dose before the SIA. We estimate 5.0% (118/2364) of children would not have otherwise
43 received routine MR dose 1 without the SIA and 23.4% (553/2364) would not have otherwise received
44 routine MR dose 2. Thus, 1 in 3.5 doses were given to an MR un- or under-vaccinated child who may not
45 have received that dose in the absence of an SIA. Eighty-six percent of children were measles
46 seropositive and 90% were rubella seropositive before vaccination during the SIA. Thirty-six percent of
47 children with no prior routine MR dose were measles seropositive while nine percent of children with two
48 prior routine MR doses were measles seronegative.

49 Although children vaccinated during this SIA were highly likely to already have received routine
50 vaccinations, the SIA reached a considerable number of susceptible children. Monitoring SIA
51 effectiveness and efficiency is important to understand the benefits of vaccine delivery strategies in
52 reaching un- and under-vaccinated children and may guide alternative strategies.

53

54 **Introduction**

55 Despite widespread measles vaccination, measles outbreaks and endemic measles virus transmission
56 continue, resulting in an estimated 9.2 million cases and 136,000 deaths globally in 2022 [1]. To address
57 the challenge of reaching every child with measles vaccine, many countries rely on national supplemental
58 immunization activities (SIAs), mass vaccination campaigns that target all individuals within a defined
59 age range regardless of prior vaccination status. However, measles and rubella SIAs may largely provide
60 additional doses to children already vaccinated through the routine immunization program, particularly in
61 countries with high routine immunization coverage [2]. Children who are not reached by routine
62 immunization services and are unvaccinated against measles, referred to as measles zero-dose children,
63 comprise a vulnerable population who must be reached during an SIA. In addition, 5 to 15% of children
64 do not develop protective immunity following receipt of their first dose of measles-containing vaccine
65 (MCV) [3-5]. This population of children who either do not receive measles vaccine through the routine
66 immunization system or do not develop protective immunity following vaccination form the pool of
67 susceptible children.

68
69 Little is known about the proportion of susceptible children vaccinated during MR SIAs. Post-campaign
70 coverage surveys, conducted shortly after an SIA, estimate the number of zero-dose, previously
71 unvaccinated children vaccinated during the SIA but cannot address whether the SIA vaccinated
72 susceptible children who were seronegative to measles and rubella viruses. Understanding whether
73 susceptible children are vaccinated during the SIA can demonstrate the added value of SIAs in closing
74 population immunity gaps.

75
76 Serosurveys identify seronegative children and highlight population immunity gaps [6, 7]. However, they
77 can be expensive and logistically challenging to conduct [8, 9], especially when designed as community-
78 based serosurveys with substantial personnel and transportation costs. Conducting such surveys can be

79 even more difficult in resource-limited settings. Vaccine delivery platforms such as SIAs establish
80 centralized locations where children in the age group of interest for MR serosurveys present, reducing the
81 resources required to enroll children but acknowledging that children not participating in the SIA are not
82 included in the serosurvey. To our knowledge, there is no published literature on measles and rubella
83 serosurveys nested within an SIA, although integrated delivery of other interventions, such as vitamin A
84 supplementation and deworming, is common and has not been shown to negatively impact vaccine
85 coverage [10].

86
87 Zambia has a strong childhood vaccination program with 93% coverage in 2019 for the first dose of
88 measles-rubella (MR) vaccine but only 66% for the second dose [11]. The Zambian Ministry of Health
89 also has a long history of successful SIAs, reaching over 3 million children with MR vaccines during
90 Child Health Week in November 2020 [12]. However, measles outbreaks subsequently were reported in
91 several districts in 2022 and 2023, possibly due to lower than optimal coverage of the November 2020
92 MR vaccination campaign and disruptions to the routine immunization program in 2020-2021 due to the
93 COVID-19 pandemic [13, 14]. Since the impact of SIAs on population immunity cannot be adequately
94 determined by vaccination coverage estimates alone, we conducted a MR serosurvey nested within the
95 SIA to estimate the proportion of susceptible children vaccinated during the November 2020 MR SIA in
96 Zambia.

97

98 **Materials and Methods**

99 **Overview of study design and setting**

100 We conducted a descriptive cross-sectional serosurvey nested within the November 2020 MR SIA that
101 was part of Child Health Week activities in Zambia. The serosurvey was conducted in two districts, Ndola

102 District, Copperbelt Province in the northern zone of the country, which is primarily urban and had 87%
103 routine MCV1 coverage in 2019, and Choma District, Southern Province in the southern zone of the
104 country, which is primarily rural and had 90% routine MCV1 coverage in 2019.

105 **Survey setting**

106 In each district, we purposefully selected 10 MR SIA vaccination sites. The selected sites included a mix
107 of rural health centers, urban health centers, hospital-affiliated health center, and health posts. Health
108 Facility- and community-level characteristics were obtained for each facility with input from the site staff.
109 These characteristics included geographic location and setting (urban versus rural), type of health facility,
110 size of the health facility catchment area, functionality of the health facility based on national
111 performance metrics, and details on accessibility of the health facility or difficult to reach subpopulations
112 in the catchment area. The study team manually reviewed the list of health facilities and characteristics to
113 purposefully select 10 health facilities per district to capture the range of characteristics. Five facilities in
114 each district were selected to have serosurvey enrollment at both fixed and outreach posts, for a total of
115 30 campaign sites between the two districts. For facilities with multiple outreach sites, the survey teams
116 moved with the vaccination team to the different locations where possible; otherwise, sites expected to
117 have the most children during the campaign were selected.

118 The serosurvey teams were embedded in the campaign activities at each campaign site and recruited
119 children for the serosurvey immediately following vaccination. Children aged 9 months to 5 years who
120 were vaccinated at the selected campaign sites were systematically sampled for the serosurvey, with
121 sampling designed to enroll a similar number of participants at each health facility and distribute
122 enrollment across the days of the campaign [15]. Daily enrollment caps and sampling intervals were set
123 based on the SIA microplan and the number of children expected to be vaccinated per day. Children were
124 enrolled in the study over the six days to capture variation in the population and vaccination status. The
125 estimated sample size was 1,200 children in each district (maximum of 2,400 children), based on an

126 expected measles seroprevalence of 80% and 5% precision, with a type I error of 0.05, design effect of
127 2.1 and non-response rate of 35%.

128 The survey team approached families of children who were systematically sampled after vaccination to
129 introduce the serosurvey and obtain parental permission. After obtaining written informed consent from
130 the parent or guardian of each child, demographic and vaccination history data were collected using a
131 standardized questionnaire on a tablet-based application (REDCap Mobile). Data were uploaded daily
132 during the campaign and reviewed to provide near real-time feedback on data quality concerns and to
133 inform the systematic sampling procedures for the next day. The recruitment period for the study was
134 from November 23 to November 29, 2020.

135 **Specimen collection and testing**

136 Blood was collected by finger prick using a retractable lancet and spotted onto Whatman 903 filter paper
137 as a dried blood spot (DBS) by trained survey staff. DBS specimens were dried for a minimum of 15 to
138 30 minutes then wrapped in a sealed plastic bag with a desiccant. Specimens were dried overnight,
139 repackaged with desiccants in sealed plastic bags, and then stored at -20 °C at the research institute's
140 laboratory until testing.

141 Dried blood spot samples were eluted according to the manufacturer's protocol and tested for anti-
142 measles virus and anti-rubella virus IgG antibodies using a commercial enzyme linked immunoassay
143 (Euroimmun, Perkin Elmer, Germany) following manufacturer recommendations. Equivocal samples
144 were retested and the repeat result was treated as final. See Supplemental Methods for additional details
145 on testing procedures.

146 A stratified random subsample of 300 DBS specimens was selected from those collected in Ndola District
147 and shipped to the Centers for Disease Control and Prevention (CDC) laboratory in Atlanta, Georgia,
148 USA and tested in the CDC's Viral Preventive Diseases Branch using their multiplex bead assay (MBA)

149 [16]. An adjustment to the measles quantitative results was calculated by comparing the MBA and EIA
150 results then applied to the measles quantitative results for all specimens tested by EIA (see S1 Appendix).
151 For the primary analysis we used the measles MBA threshold (153 mIU/ml) to define measles
152 seropositivity [16, 17].

153 **Statistical analyses**

154 We described the demographic characteristics of enrolled children then summarized vaccination status
155 based on the number of routine MR vaccine doses received prior to the SIA according to the vaccination
156 card or caregiver recall if the card was unavailable. Children with unknown vaccination receipt based on
157 recall were excluded from vaccination-related analyses. Estimates of measles-rubella vaccine dose 1
158 (MR1) and dose 2 (MR2) vaccination status among children 12 to 23 months of age and 24 to 35 months
159 of age, respectively, were compared with 2020 estimates from WHO-UNICEF (WUENIC) [11].
160 Associations between vaccination status and day of the SIA and other child-level characteristics were
161 explored using logistic regression. Predicted probability of MR1 at 12 months, or MR2 at 24 months, was
162 estimated for each of the 30 SIA sites using district-specific logistic regression models adjusted for age in
163 years to account for differences in age distribution by SIA site. Measles and rubella seroprevalence were
164 estimated with 95% Wald confidence intervals. Associations between measles seropositivity and child-
165 level characteristics were explored using logistic regression. Analyses were conducted using R (version
166 4.2.1).

167 **Effectiveness and efficiency of vaccination activities**

168 To assess ability of the SIA to reach children that needed vaccination, we defined two novel metrics, the
169 *vaccination activity effectiveness* and *vaccination activity efficiency*. *Vaccine activity effectiveness*
170 represents the ability of the SIA to proportionately reach MR un- and under-vaccinated children in the
171 population, as compared to a random selection of individuals in that population. It is defined as an odds

172 ratio (OR), ranging from 0 to infinity, and is calculated as the ratio of the odds of a child included in the
173 vaccination activity having received a routine dose to the odds of a child in the general population having
174 received the same routine dose. An OR=1 can be interpreted as the SIA capturing a random selection of
175 the population targeted by the SIA. As the OR moves from 1 to 0, vaccine activity effectiveness declines,
176 indicating the SIA is oversampling from previously vaccinated children, and as the OR moves from 1 to
177 infinity, vaccine activity effectiveness improves, indicating the SIA is reaching more un- or under-
178 vaccinated children than a random selection.

179 *Vaccine activity efficacy* represents how many doses it takes the SIA to capture a single un- or under-
180 vaccinated child who would not have otherwise received routine MR doses, adjusting for age and routine
181 vaccination in that population. It is defined as a proportion, ranging from 0 to 1, and is calculated as the
182 total number of administered SIA doses that went to children who otherwise would never have received
183 each routine MR dose, divided by the total number of administered SIA doses. We estimate this for each
184 dose (i.e., MR1 and MR2) by first estimating probability of having been vaccinated by each age-month
185 from the 2018 Demographic and Health Survey data for each district [18]. We then used these to estimate
186 the probability that a child will still be vaccinated, assuming they have not yet by each age, what we are
187 calling the “hazard of vaccination”. We then assign a hazard to each individual in the study population
188 given their age; children who already received the dose are assigned a probability of 1. Averaging these
189 probabilities, we get an adjusted estimate of the eventual vaccination coverage via routine systems in this
190 population, and one minus this mean hazard of vaccination gives us the *vaccine activity efficacy*; we also
191 can express this metric as 1 child reached per N doses given. See S1 Appendix for more information.

192 Ethical approval was obtained from the Tropical Diseases Research Center Ethics Review Committee,
193 and Johns Hopkins Institutional Review Board. Further regulatory approval was provided by the Zambia
194 National Health Research Authority. Written informed consent was obtained from the parent or guardian
195 of each child before enrollment in the study.

196 **Results**

197 Over the course of six days, 2,942 children aged 9 months to 5 years were approached for enrollment
198 from approximately 25,088 children who received measles and rubella vaccination across the 30
199 serosurvey study sites. Of those approached 2,400 (82%) were enrolled, with 1203 and 1197 enrolled
200 from Ndola and Choma Districts, respectively (Table 1). Only 75% of children approached at the SIA
201 sites in Choma District agreed to participate compared to 91% in Ndola District, resulting in a median of
202 191 and 206 enrolled daily over the six days in Choma and Ndola Districts (range: 53-377 in Choma,
203 151-269 in Ndola).

204

205 **Table 1. Characteristics of children enrolled in a measles and rubella serosurvey nested within a**
 206 **measles and rubella supplementary immunization activity in Zambia, November 2020.**

	Choma District (N=1197)	Ndola District (N=1203)
Enrolled/approached	1197/1606 (74.5%)	1203/1326 (90.7%)
Median age, years (IQR)	2.6 (1.7, 3.7)	2.3 (1.5, 3.5)
Maternal education		
Secondary or higher	477 (39.8%)	798 (66.3%)
Primary or less	718 (60.0%)	404 (33.6%)
Travel time to campaign site		
< 30 minutes	601 (50.2%)	921 (76.6%)
> 30 minutes	578 (48.3%)	280 (23.3%)
Routine immunization card availability	1064 (88.9%)	1107 (92.0%)
At least 1 dose of DTP	1159 (96.8%)	1183 (98.3%)
BCG receipt	1155 (96.5%)	1167 (97.0%)

207 Legend: A serosurvey was nested in a Child Health Week in Zambia in two districts in Zambia, Choma
 208 and Ndola. During this serosurvey, 2,400 children were enrolled, surveyed, and had blood taken to
 209 measure seropositivity to measles and rubella viruses.

210 Enrolled children had a mean age of 2.6 years (interquartile range [IQR]: 1.5, 3.6) and 51% were male.

211 Forty percent of caregivers had secondary or higher education in Choma District compared to 66% in

212 Ndola District. Three-quarters of children enrolled in Ndola District reached the SIA site within 30
213 minutes, compared to only half in Choma District, consistent with a more rural setting.

214 **Vaccination status**

215
216 Of the 2,400 children enrolled in the serosurvey, 2,171 (90%) had an under-5 vaccination card. Receipt of
217 BCG and at least 1 DTP dose by under-5 card or parental recall was 97% and 98%, respectively, similar
218 to the 97% coverage estimates for the respective provinces from the *Zambian Demographic and Health*
219 *Survey (DHS)* [18]. Thirty-six children (1.5%) had unknown vaccination status and were treated as
220 missing data and excluded from vaccination-related analyses. Twenty-two percent of caregivers reported
221 their child's routine vaccinations were delayed due to the COVID-19 pandemic.

222
223 Among children enrolled with MR vaccination data (n=2,364; 98.5%), 94% (n=2,214) reported at least
224 one MR dose before the SIA, either via card (n=2,012; 91%) or recalled by their caregiver (n=202; 9%).
225 Children reporting no MR doses prior to the SIA (n=150) were proportionally dominated by those just
226 eligible for routine receipt, with the proportion of children with no prior MR doses decreasing with age:
227 44% (83/187) of children 9-11 months, 5% (35/735) of those 12-23 months, and 2% (32/1442) of those
228 older than 23 months had no prior MR dose (Fig 1). The median age of routine MR1 receipt was 9.5
229 months [IQR: 9.2, 10], while the median age of children receiving MR1 through the SIA was 11 months
230 (IQR: 9.6, 20.8) (S1 and S2 Figures). Additionally, 62% (1,456/2,364) reported two MR doses prior to the
231 campaign, either via card (n=1292; 89%) or recalled by their caregiver (n=164; 11%). Similar to MR1,
232 the proportion of children missing the second dose decreased with age, with 94% (421/446) of children
233 aged 9-17 months, 38% (137/358) of children 18-23 months, 14% (80/554) of children 24-35 months, and
234 14% (120/856) of children older than 35 months not having received MR2. The median age of routine
235 MR2 receipt was 18.7 months (IQR 18.3, 19.3), while the median age of children receiving MR2 through
236 the SIA was 17.2 months (IQR: 13.6, 24.8) (S1 and S2 Figures).

237

238 **Fig 1. Number of measles-containing vaccine doses received prior to the SIA, Choma and Ndola,**
239 **Zambia, November 2020.**

240 Legend: The analysis was stratified by age, geographic setting, and campaign site type, and was restricted
241 to children >1 year. SIA type was restricted to health facilities with both fixed and outreach locations.

242

243 Of children 12-23 months, 95% received at least 1 dose of MR vaccine prior to the SIA whereas 84% of
244 children 24-35 months received two doses of MR prior to the SIA. This MR1 coverage of 95% among
245 surveyed children attending the SIA was similar to the national estimate in 2020 (96%); however, the
246 MR2 estimate of 84% was substantially higher than the 74% national estimate [11]. Based on these prior
247 coverage estimates, we estimated the SIA to have had a moderate *vaccination activity effectiveness* of
248 1.53, indicating inclusion in the SIA was slightly better than a random sample of the population in terms
249 of reaching unvaccinated children. However, for MR2, we identified a high correlation between routine
250 MR2 vaccination receipt and SIA participation: children who had already received MR2 through the
251 routine system were almost twice as likely to attend the SIA than those who had not received MR2 (odds
252 ratio [OR]=1.84). This translates to a low *vaccination activity effectiveness* of 0.54 for MR2 (i.e., worse
253 than a random sample).

254

255 Through hazard analysis and assuming the probability of vaccination by age estimated from the 2018
256 DHS, we estimate that without the SIA, 22% (95% confidence interval [CI], 18-25%) of children with
257 zero doses prior to the SIA would have eventually received a first routine dose, and 39% (95% CI, 34-
258 40%) of children with one dose would have eventually received a second routine dose, through the
259 routine immunization system. With these adjustments, we estimate 95% (95% CI, 94.8-95.2%) eventual
260 MR1 coverage and 77% (95% CI, 75-77%) MR2 coverage through routine immunization among the
261 study children seeking vaccination at the SIA. This suggests the SIA still reached children with doses who
262 would not have received them otherwise: we estimate 5.0%, or 118 of 2,364 children, would not have

263 otherwise received MR1 without the SIA, and 23.4% (553/2364) would not have otherwise received
264 MR2. This equates to a first dose *vaccination activity efficiency* of 0.05, or 1 measles unvaccinated child
265 reached per 20 children vaccinated by the SIA and second dose *vaccination activity efficiency* of 0.23, or
266 1 under-vaccinated child in 4.3 children vaccinated in the SIA, and an overall *vaccination activity*
267 *efficiency* of 0.28, or 1 out of every 3.5 SIA doses being given to a child who otherwise would not have
268 gotten it.

269 There was minimal difference by district in the percentage of children with prior MR receipt (Ndola: 92%
270 and Choma: 95%). There was no difference in prior MR receipt by rural versus urban setting or type of
271 SIA site (fixed versus outreach) in either district (Fig 1, S1 Table). Those missing BCG or DTP1 were
272 more likely to be measles zero-dose at time of the SIA but this was only significant for DTP1 in Ndola
273 District (OR [95% CI], 7.9 [1.7, 26.9]) (S1 Table). Children 24 months or older attending an outreach SIA
274 site in Ndola District were almost twice as likely to be missing MR2 as those attending fixed sites (OR
275 [95% CI], 1.8 [1.0, 3.3]) (S2 Table). In both districts, having two or more siblings under 5 years of age
276 was associated with missing MR2 (OR [95% CI], Choma: 3.4 [1.1, 9.1]; Ndola: 4.0 [1.4, 10.1]). Lower
277 maternal education was also associated with missing MR2, though only significant in Choma District (OR
278 [95% CI], 1.9 [1.2, 3.0]).

279 Within each district there was variability in the number of MR doses received by SIA site (Fig 2A),
280 although the age of the children at each site also varied (median age range 2.0 to 3.4 years, after excluding
281 children 9-11 months). After adjusting for age, the predicted probability of a child having received MR1
282 or MR2 at a fixed age (12 months and 24 months, respectively) continued to vary by SIA site (Fig 2B).

283 **Fig 2. Variability in MR routine vaccination status by campaign site, observed and predicted,**
284 **among children participating in the November 2020 SIA in Zambia.**

285 Legend: (A) Observed number of doses received prior to the 2020 SIA in Choma and Ndola Districts,
286 Zambia. (B) Predicted probability of receiving MR1 at 12 months and MR2 at 24 months. We estimated

287 district-specific predicted probability of a child 12 months of age having received MR1 or a child 24
288 months of age having received MR2 using a logistic regression model adjusted for age and campaign site.
289 The model for MR2 was restricted to children 24 months and older.

290 **Variation by day of the SIA**

291 Characteristics of the children enrolled varied over time, with substantial variation occurring at the district
292 level by day of enrollment (S3 Fig). The average age significantly increased over time in both districts,
293 ranging from 50% of children older than 24 months on the first day to 69% on the last day. We observed
294 variability by day in the number of siblings, maternal education, and sex of the children attending the SIA
295 in Choma District. Children with no siblings younger than 5 years of age and mothers with higher levels
296 of education were more commonly observed at the beginning and end of the SIA in Choma District (S3
297 Fig). Reported travel time to reach the SIA site varied by day of the campaign in both districts. There was
298 no association in the percentage of children with a vaccination card or those having received other routine
299 immunizations (DTP1 or BCG).

300 Since there was little variability in MR receipt by district, we combined the data to examine variability in
301 MR receipt by day. After stratifying by age group, there was no difference by day in the percent of
302 children with zero MR doses prior to the SIA except for children 12-23 months of age (Fig 3A-C).
303 Restricting to children 24 months and older with at least one prior MR dose, there was no difference in
304 the percentage receiving their second dose through the SIA by day (Fig 3D). In outreach sites, the
305 percentage of zero-dose children was highest on the last day of the SIA (S4 Fig).

306 **Fig 3. Variability in vaccination status of children reached through the SIA by day and age group,**
307 **November 2020, Zambia.**

308 Legend: We estimated the proportion of children attending the SIA who were measles zero-dose stratified
309 by day of attendance and age group. A similar analysis was performed to estimate the proportion missing

310 the second dose of MR among children 2 years and older who had received at least one dose prior to the
311 SIA.

312 **Measles and rubella seroprevalence**

313 Overall, 2,061 (86%) children were measles seropositive and 2,161 (90%) children were rubella
314 seropositive before vaccination during the SIA. Measles seroprevalence was similar between the two sites
315 (Fig 4A). Measles seroprevalence was 58% (95% CI: 51-65%) among those 9 months to <1 year, 88%
316 (95% CI: 86%-91%) among those 1-2 years, and 88% (95% CI: 87-90%) among those older than 2 years
317 (Fig 4B). In Ndola District among children eligible for vaccination prior to the SIA (≥ 1 year) there was
318 lower rubella seroprevalence among children older than 4 years.

319 **Fig 4. Measles and rubella seropositivity by district, age, and number of MR doses received,**
320 **November 2020, Zambia.**

321 Legend: We estimated measles and rubella seropositivity among children attending the MR SIA in select
322 facilities in Ndola and Choma Districts. Analyses were stratified by district then further stratified by age
323 of the child and number of MR doses received prior to the SIA.

324 As expected, measles and rubella seroprevalence were significantly associated with the number of MR
325 doses received prior to the SIA ($p < 0.001$) (Fig 4C). Measles and rubella seroprevalence were similar
326 between those with unknown vaccination status compared to those with at least one MR vaccine dose.
327 Findings were similar when stratified by card availability (S5 Fig), although measles and rubella
328 seroprevalence were lower among those for whom vaccination status was based on recall. Thirty-six
329 percent of children with no MR doses were seropositive for measles and 35% for rubella. Of the 57
330 children with no MR doses who were seropositive for either measles or rubella, 49 were seropositive for
331 both measles and rubella, suggesting their vaccination status was misclassified. Nine percent of children
332 with two doses of MR were seronegative for measles and four percent for rubella.

333
334 There was no difference in seroprevalence by rural versus urban setting, type of SIA site, or day of the
335 SIA (S6 Fig). Children with no prior receipt of BCG vaccine and those from families with more children
336 under 5 years of age (Choma District only) were more likely to be measles seronegative (S3 Table).

337 **Discussion**

338 Supplementary immunization activities, often in the form of weeklong vaccination campaigns, are a
339 common and valuable tool in efforts to reach and maintain immunity levels needed to control and
340 eliminate measles, rubella, and other vaccine preventable diseases. Countries around the world rely on
341 regular mass vaccination campaigns to vaccinate individuals, typically children, who either never
342 received their recommended routine vaccination or who remain susceptible despite previous vaccination
343 [19]. However, despite reliance on these costly activities, it remains largely unknown just how effective
344 and efficient mass vaccination campaigns are in different settings in reaching those children who need
345 immunization, and not just revaccinating children who are already immune. This is particularly critical for
346 measles, for which upward of 95% of the population needs to be immune to achieve and sustain
347 elimination [20].

348 To quantify this effectiveness and efficiency, we conducted a serological survey nested within a measles
349 and rubella SIA in two districts in Zambia in November 2020. Measles and rubella serological surveys
350 conducted among participants in a mass vaccination campaign provide operationally relevant insights into
351 the vaccination status and serostatus of children at the time of vaccination during the campaign.

352 The SIA reached a considerable number of un- and under-vaccinated children, including 28% of enrolled
353 children who received an MR vaccine dose they probably would not have otherwise received. However,
354 children vaccinated during this SIA were overall highly likely to already have been vaccinated through
355 the routine immunization system. While this is not surprising, it speaks to the need for more efficient

356 approaches, such as targeted subnational campaigns or differentiated distribution of personnel and
357 resources based on the local context, particularly for countries with high vaccination coverage with two
358 doses of MCV like Zambia. Only 6% of children reached by the campaign were previously unvaccinated
359 and, after adjusting for age and the probability of eventually receiving a routine dose, this drops to only
360 5%. While SIAs may not always be the most efficient strategy to reach unvaccinated children, they can be
361 effective mechanisms to provide a second vaccination opportunity. For this 2020 SIA in Zambia,
362 effectiveness and efficiency were mixed: we estimate 23% of doses given provided MR2 to children who
363 would have never received it otherwise. However, with 84% of SIA participants compared to 74% in the
364 general population considered fully vaccinated (2 doses among children 24-35 months), this equates to
365 children who already received MR2 being twice as likely to attend the SIA as those who were
366 undervaccinated (OR = 1.84). Serology conducted during the campaign further supported this
367 observation, with most study children measles seropositive by 1 year of age (88%). Among those 2 years
368 and older, children with fewer potential opportunities to be reached by the routine immunization system,
369 we estimated 25 children needed to be vaccinated for every 1 zero-dose child and 7 children needed to be
370 vaccinated for every under-vaccinated child [21].

371 Despite these inefficiencies, 14% of the children reached by the SIA were measles seronegative, including
372 some who had been previously vaccinated, demonstrating the continued benefits of campaigns at helping
373 to close the population immunity gap by reaching susceptible children. Assuming 85% vaccine efficacy
374 for 1 dose, and 95% for 2 doses [3-5], we would have expected 86% of children younger than five years
375 to be seropositive for measles at the time of the SIA, aligning with the observed seroprevalence.

376 However, these results also demonstrate the shortcomings of basing susceptibility – and thereby risk
377 estimates or vaccination need decisions – purely on vaccination coverage data. In contrast to the 86%
378 seropositivity, 94% of children reported a previous dose of MR1. Further, 9% of the measles seronegative
379 children reported having previously received two doses of measles vaccine, higher than the expected 95%
380 given measles vaccine immunogenicity.

381 This study demonstrates the information that can be gained rapidly about the effectiveness of an SIA. By
382 nesting a serosurvey in the SIA we were able to quantify the impact of the SIA for reaching under- and
383 unvaccinated children as well as seronegative children. Given the common long delays to perform and
384 receive data from post-campaign coverage surveys, data collected during the campaign can be valuable to
385 track whether the campaign is effectively reaching those for whom it is needed. Further, data on age,
386 vaccination status, and serostatus of children collected at the time of campaigns or other supplemental
387 immunization activities can provide useful insight into the relative efficiency of the different vaccination
388 strategies and how efficiency may vary across settings.

389 This study sheds light on the characteristics most associated with being un- or under-vaccinated in these
390 districts in Zambia. Several expected characteristics were confirmed in this population. As previously
391 shown, lower maternal education was a strong indicator of lack of prior measles and rubella vaccination
392 [22]. Additionally, children with multiple young siblings were also more likely to miss their second dose,
393 indicating a high drop out among children from larger families. This flags the need to develop strategies
394 to target larger families. These inequities in vaccination status were also identified at the national level
395 [14].

396 Although we were unable to detect statistical differences in maternal and child characteristics by day of
397 campaign, there were suggestive differences. For example, outreach sites reached more seronegative
398 children towards the end of the campaign. The middle days of the campaign reached the most children of
399 mothers with lower educational levels. Variability by campaign day is not typically reported but could
400 inform the most effective days or ways to reach vulnerable children.

401 Zambia introduced rubella-containing vaccine during the prior nationwide SIA in 2016 [23]. The 90%
402 rubella seropositivity is evidence of the MR1 coverage having remained above 90% and MR2 coverage
403 increasing from 64% in 2017 to 81% in 2021 [18]. If national estimates are similar, this would be
404 sufficiently high coverage to maintain rubella incidence at low levels and provide an opportunity for

405 rubella elimination in Zambia. The lower rubella seroprevalence among children 4 years of age observed
406 in Ndola District may reflect children who were missed by rubella-containing vaccine during the 2016
407 MR campaign.

408 While this study contributes to our understanding of measles vaccination status and seroprevalence
409 among children attending an MR SIA in Zambia, these findings should be considered with several
410 limitations. First, while we have substantial data for children sampled during the SIA, we do not have any
411 information on those children who did not participate in the SIA. This is an important limitation because
412 our estimates of efficiency are limited to extrapolations to overall coverage estimates for Zambia as a
413 whole and may not fully reflect these locations or this time. As such, these seroprevalence estimates may
414 not be representative of the general population. Further, as we only enrolled a relatively small sample of
415 the children attending the campaign, it is also possible that the study children do not fully represent all
416 children who attended the SIA in these districts. Finally, this study was nested in a vaccination campaign
417 that occurred during the COVID-19 pandemic and had lower coverage compared to previous SIAs, which
418 could impact who was included in our study [14]. However, we expect that the potential bias is relatively
419 small in terms of who was missed from the SIA. Measles seroprevalence was higher than in a
420 representative community study in Southern Province prior to the 2016 SIA (78%) suggesting either
421 routine immunization has improved or the population attending the SIA is more likely to be vaccinated
422 than the general population [24].

423 This study provides valuable insights into the effectiveness and efficiency of the 2020 MR SIA in
424 Zambia. Monitoring SIA effectiveness, efficiency, and equity is important to understand the benefits of
425 vaccine delivery strategies in reaching zero-dose and under-vaccinated children. Countries like Zambia
426 with high MR1 and MR2 coverage could consider tailored or targeted SIAs to better reach un- and under-
427 vaccination children.

428
429 **Acknowledgments**

430 We would like to acknowledge all the children and their parents who agreed to take part in this study. We
431 would also like to acknowledge the Ministry of Health and all the serosurvey staff, vaccinators, nurse in-
432 charges, and district health staff who contributed to the successful implementation of the project. Finally,
433 we acknowledge Monica Pilewskie for her support coding the transcripts from the interviews.

434 **Data availability**

435 The individual survey data were collected under data sharing agreements from Zambia Ministry of Health
436 and the Zambia National Health Research Authority. As per the Zambia Health Research Act, access to
437 data requires approval from the Zambian National Health Regulatory Authority. To obtain this access,
438 please contact Dr Victor Chalwe, Acting Director of the Zambia National Health Research Authority
439 (victor.chalwe@nhra.org.zm).

440

441 **References**

- 442 [1] Minta AA, Ferrari M, Antoni S, Portnoy A, Sbarra A, Lambert B, et al. Progress Toward Measles
443 Elimination - Worldwide, 2000-2022. *MMWR Morb Mortal Wkly Rep.* 2023;72:1262-8.
- 444 [2] Portnoy A, Jit M, HELLERINGER S, Verguet S. Impact of measles supplementary immunization activities
445 on reaching children missed by routine programs. *Vaccine.* 2018;36:170-8.
- 446 [3] Clements CJ, Strassburg M, Cutts FT, Torel C. The epidemiology of measles. *World Health Stat Q.*
447 1992;45:285-91.
- 448 [4] Orenstein WA, Markowitz LE, Atkinson WL, Hinman AR. Worldwide measles prevention. *Isr J Med*
449 *Sci.* 1994;30:469-81.
- 450 [5] Sudfeld CR, Navar AM, Halsey NA. Effectiveness of measles vaccination and vitamin A treatment.
451 *Int J Epidemiol.* 2010;39 Suppl 1:i48-55.
- 452 [6] Ariyaratna A, Crowcroft NS. Measles Serosurveys: A Solution in Search of the Right Problem. *Front*
453 *Public Health.* 2021;9:539325.
- 454 [7] Winter AK, Martinez ME, Cutts FT, Moss WJ, Ferrari MJ, McKee A, et al. Benefits and Challenges
455 in Using Seroprevalence Data to Inform Models for Measles and Rubella Elimination. *J Infect Dis.*
456 2018;218:355-64.
- 457 [8] Carcelen AC, Hayford K, Moss WJ, Book C, Thuma PE, Mwansa FD, et al. How much does it cost to
458 measure immunity? A costing analysis of a measles and rubella serosurvey in southern Zambia. *PLoS*
459 *One.* 2020;15:e0240734.
- 460 [9] Travassos MA, Beyene B, Adam Z, Campbell JD, Mulholland N, Diarra SS, et al. Strategies for
461 Coordination of a Serosurvey in Parallel with an Immunization Coverage Survey. *Am J Trop Med Hyg.*
462 2015;93:416-24.
- 463 [10] Health Campaign Effectiveness Coalition. Considerations for Integrating Health Campaigns: A
464 Synthesis of Findings from Implementation Research Studies in Immunization, Neglected Tropical
465 Diseases, Malaria, and Vitamin A Supplementation. Decatur, GA, USA2023.

- 466 [11] UNICEF, WHO. Zambia: WHO and UNICEF estimates of national immunization coverage: 2021
467 revision. 2022.
- 468 [12] Fiedler JL, Mubanga F, Siamusantu W, Musonda M, Kabwe KF, Zulu C. Child Health Week in
469 Zambia: costs, efficiency, coverage and a reassessment of need. *Health Policy Plan*. 2014;29:12-29.
- 470 [13] Winter AK, Takahashi S, Carcelen AC, Hayford K, Mutale W, Mwansa FD, et al. An evaluation of
471 the early impact of the COVID-19 pandemic on Zambia's routine immunization program. *PLOS Glob
472 Public Health*. 2023;3:e0000554.
- 473 [14] Yang Y, Kostandova N, Mwansa FD, Nakazwe C, Namukoko H, Sakala C, et al. Challenges
474 Addressing Inequalities in Measles Vaccine Coverage in Zambia through a Measles-Rubella
475 Supplementary Immunization Activity during the COVID-19 Pandemic. *Vaccines (Basel)*. 2023;11.
- 476 [15] Carcelen AC, Prospero C, Hamahuwa M, Kapungu K, Chongwe G, Mwansa FD, et al. Feasibility and
477 acceptability of collecting dried blood spots (DBS) from children after vaccination during Supplementary
478 Immunization Activities to estimate measles and rubella seroprevalence. *medRxiv*.
479 2024:2024.02.14.24302830.
- 480 [16] Coughlin MM, Matson Z, Sowers SB, Priest JW, Smits GP, van der Klis FRM, et al. Development of
481 a Measles and Rubella Multiplex Bead Serological Assay for Assessing Population Immunity. *J Clin
482 Microbiol*. 2021;59.
- 483 [17] Bolotin S, Hughes SL, Gul N, Khan S, Rota PA, Severini A, et al. What Is the Evidence to Support a
484 Correlate of Protection for Measles? A Systematic Review. *J Infect Dis*. 2020;221:1576-83.
- 485 [18] Zambia Statistics Agency, Ministry of Health (MOH) Zambia, ICF. Zambia Demographic and
486 Health Survey 2018. Lusaka, Zambia, and Rockville, Maryland, USA: Zambia Statistics Agency,
487 Ministry of Health (MOH) Zambia, and ICF; 2019.
- 488 [19] Organization WH. Planning and implementing high-quality supplementary immunization activities
489 for injectable vaccines using an example of measles and rubella vaccines: field guide. Geneva2016.

490 [20] Patel MK, Goodson JL, Alexander JP, Jr., Kretsinger K, Sodha SV, Steulet C, et al. Progress Toward
491 Regional Measles Elimination - Worldwide, 2000-2019. *MMWR Morb Mortal Wkly Rep.* 2020;69:1700-
492 5.

493 [21] Hashim A, Dang V, Bolotin S, Crowcroft NS. How and why researchers use the number needed to
494 vaccinate to inform decision making--a systematic review. *Vaccine.* 2015;33:753-8.

495 [22] Forshaw J, Gerver SM, Gill M, Cooper E, Manikam L, Ward H. The global effect of maternal
496 education on complete childhood vaccination: a systematic review and meta-analysis. *BMC Infect Dis.*
497 2017;17:801.

498 [23] Mazaba ML, Siziya S, Monze M, Cohen D. Epidemiology of acute rubella infection in Zambia
499 during the pre-vaccination period (2005-2016) as a baseline for monitoring rubella epidemiology in the
500 post-rubella vaccine introduction era. *BMC Infect Dis.* 2020;20:101.

501 [24] Hayford K, Mutembo S, Carcelen A, Matakala HK, Munachoonga P, Winter A, et al. Measles and
502 rubella serosurvey identifies rubella immunity gap in young adults of childbearing age in Zambia: The
503 added value of nesting a serological survey within a post-campaign coverage evaluation survey. *Vaccine.*
504 2019;37:2387-93.

505

506

507 **Supporting information captions**

508 **S1 Table. Characteristics associated with not receiving measles-rubella vaccine prior to the SIA.**

509 The analysis was restricted to children 12 months and older. The outcome was no MR doses prior to the
510 SIA. Univariable ORs were adjusted for age in years. Analysis with SIA site type (outreach vs fixed) was
511 restricted to health facilities with both fixed and outreach locations. Bold indicates $p < 0.05$.

512 **S2 Table. Characteristics associated with missing the second measles-rubella vaccine dose prior to** 513 **the SIA among those with at least 1 dose.** This analysis was restricted to children 24 months and older

514 with at least 1 MR dose prior to the SIA. The outcome was no receipt of the second MR dose prior to the
515 SIA. Univariable ORs adjusted for age in years. Analysis with SIA site type (outreach vs fixed) was
516 restricted to health facilities with both fixed and outreach locations. Bold indicates $p < 0.05$.

517 **S1 Figure. Age at routine measles-rubella vaccine receipt.** Children were excluded from this analysis if
518 vaccine receipt was based on recall, if the dosing date was prior to their date of birth, or if the MR2
519 receipt date was on or prior to the date of MR1 receipt. Remaining children with a card but no
520 documented evidence of MR were right-censored at 59 months.

521 **S2 Figure. Age at vaccination during the SIA for children receiving their first or second measles**
522 **vaccine dose through the SIA.** Dashed vertical lines represent anticipated age of MR1 and MR2 receipt
523 (MR1, 9 months and MR2, 18 months)

524 **S3 Figure. Variability in descriptive characteristics of children by SIA day.**

525 **S4 Figure. Variability by day in the percentage of children with no MR doses prior to the SIA by**
526 **type of SIA site.** Both districts combined. Restricted to health facilities with both fixed and outreach
527 locations and excluding children < 12 months. P-value for variability by day in percent zero-dose from
528 logistic regression model adjusted for age and district: fixed site, 0.60; outreach site, 0.07.

- 529 **S5 Figure. Measles and rubella seropositivity by number of doses and card availability.**
- 530 **S6 Figure. Measles and rubella seropositivity by setting, SIA type, and campaign day.** Analysis with
- 531 SIA site type (outreach vs fixed) restricted to health facilities with both fixed and outreach locations.
- 532 **S3 Table. Characteristics associated with measles seronegativity**
- 533 **S1 Appendix.**

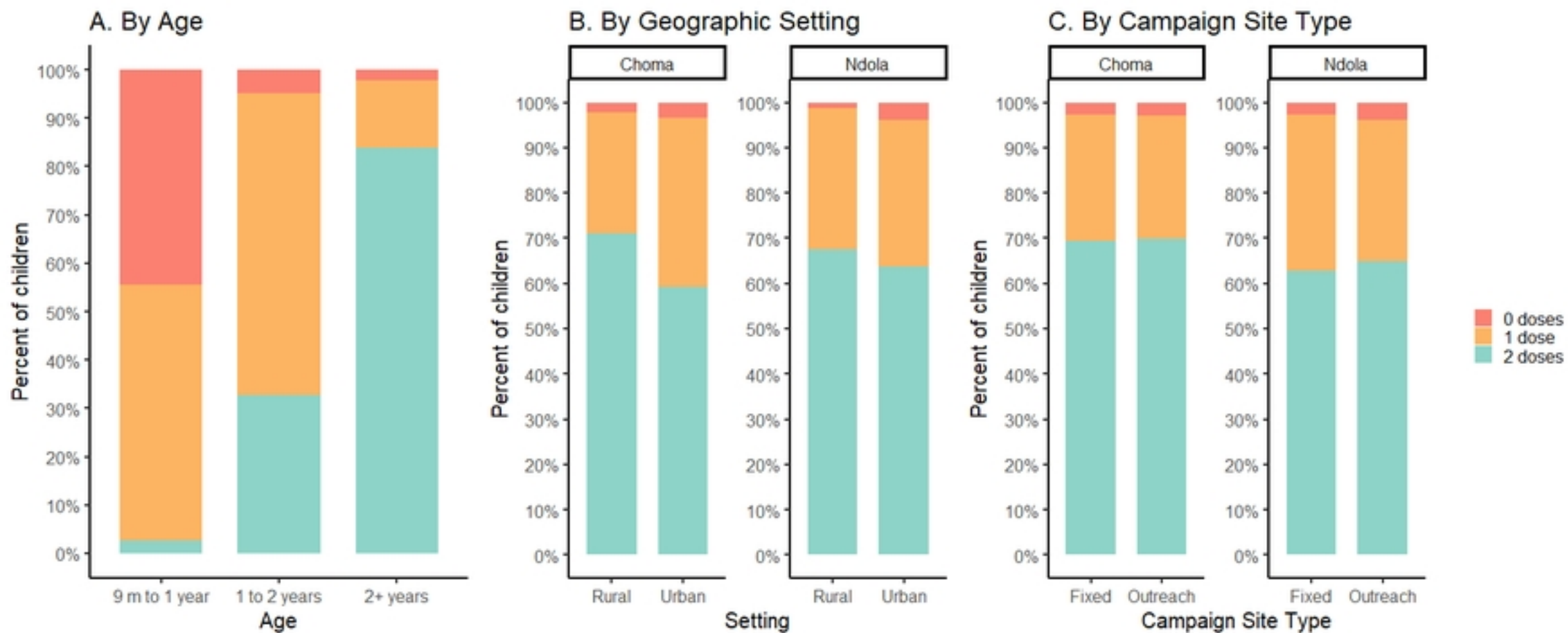
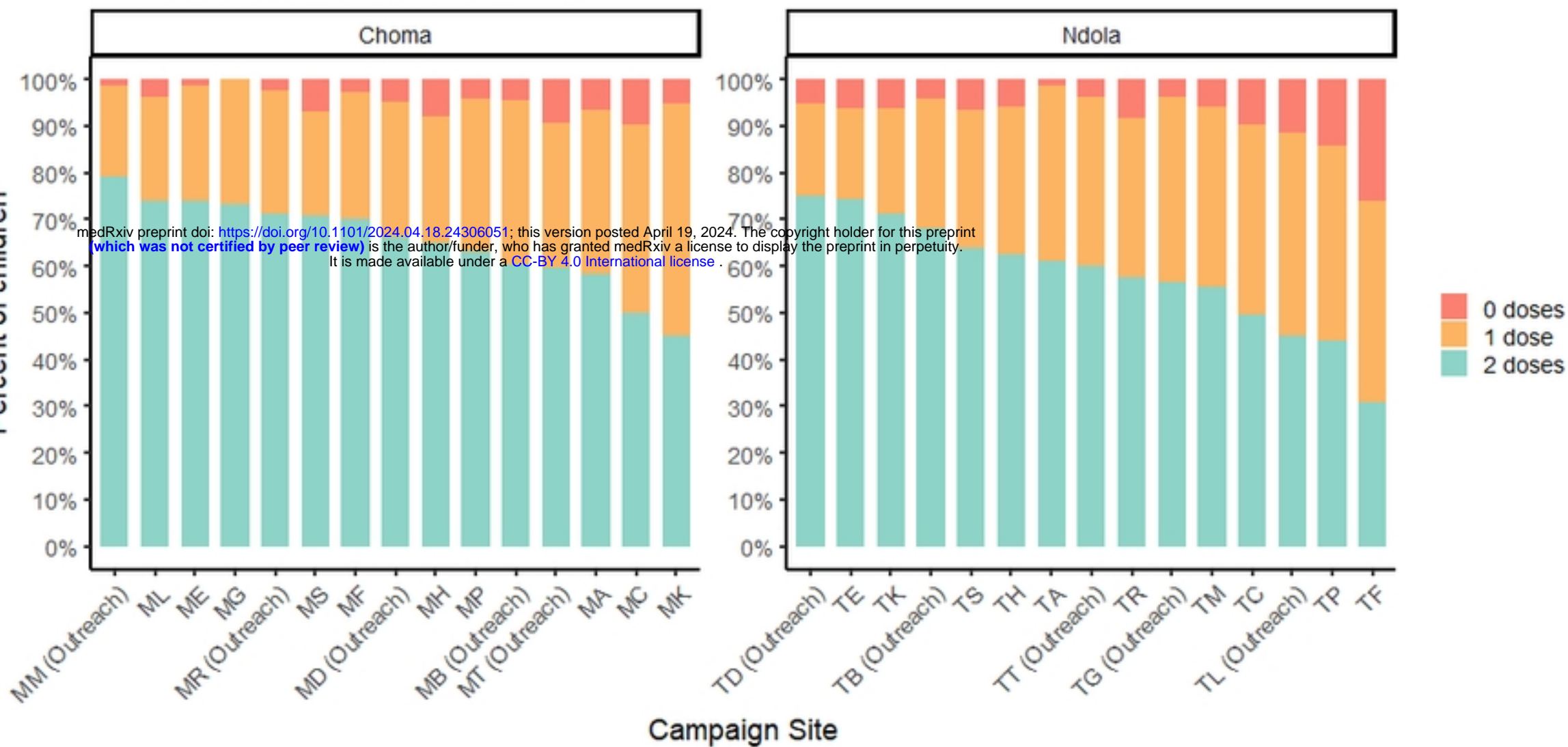


Figure 1

A. Observed number of doses



B. Predicted probability of receiving vaccine

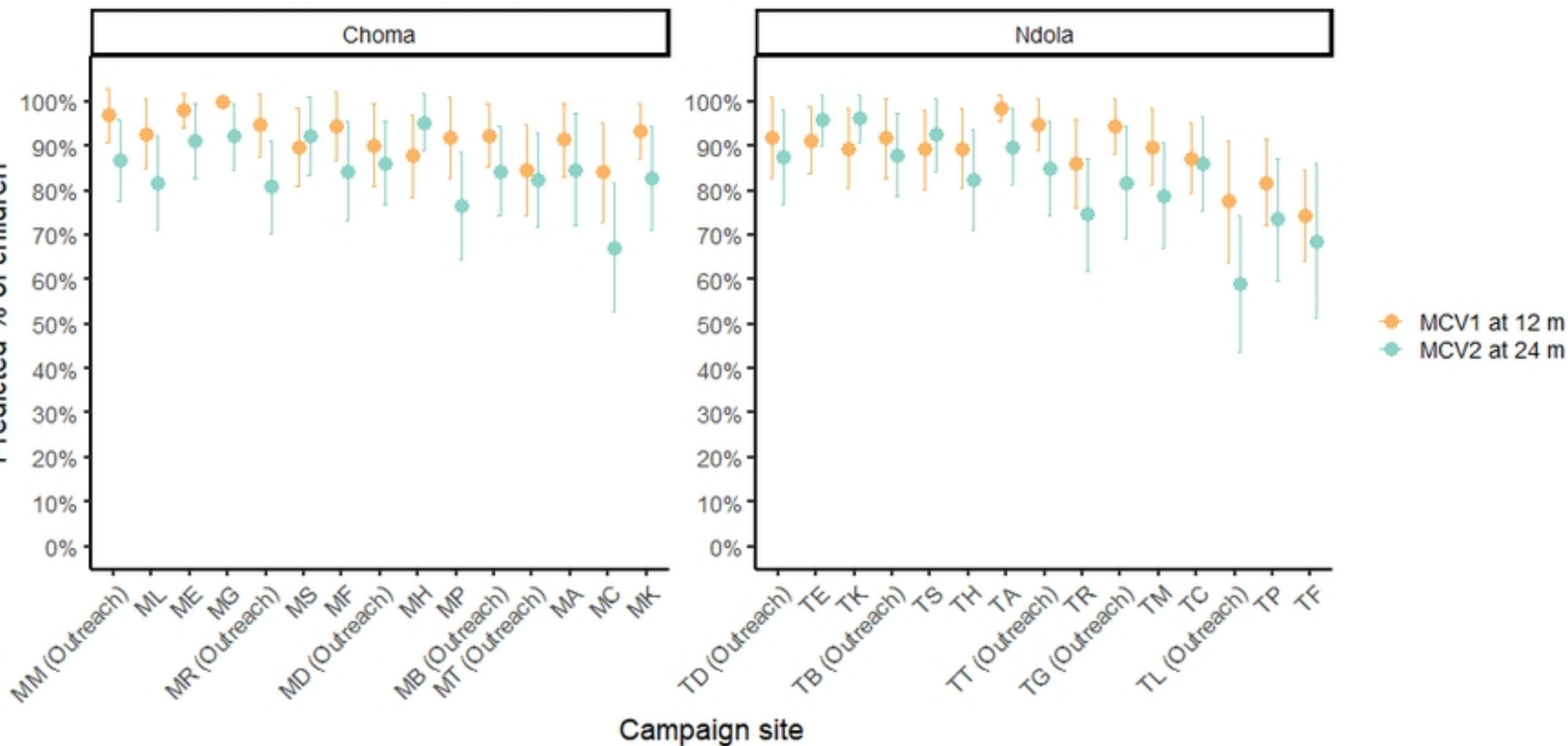
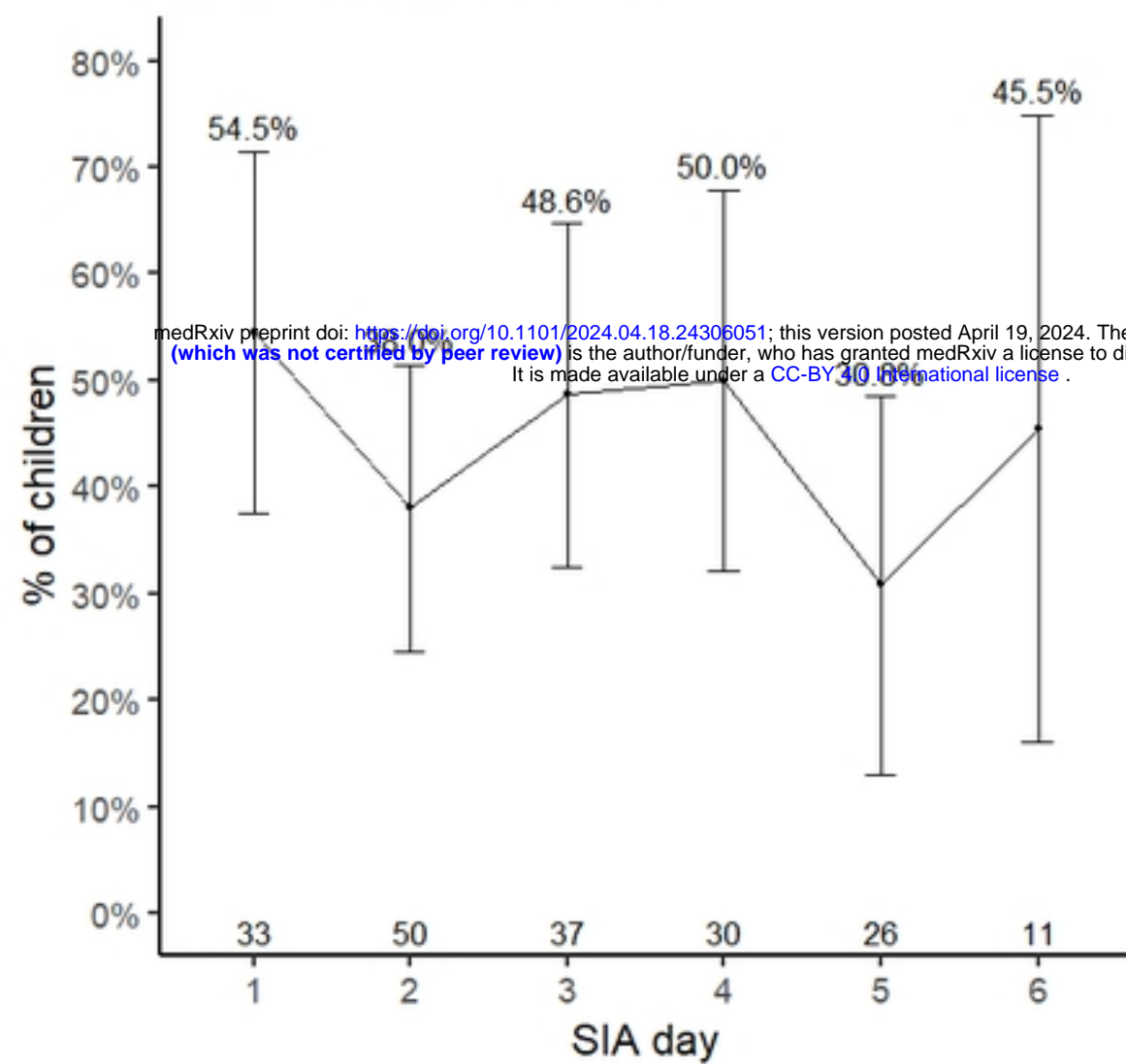
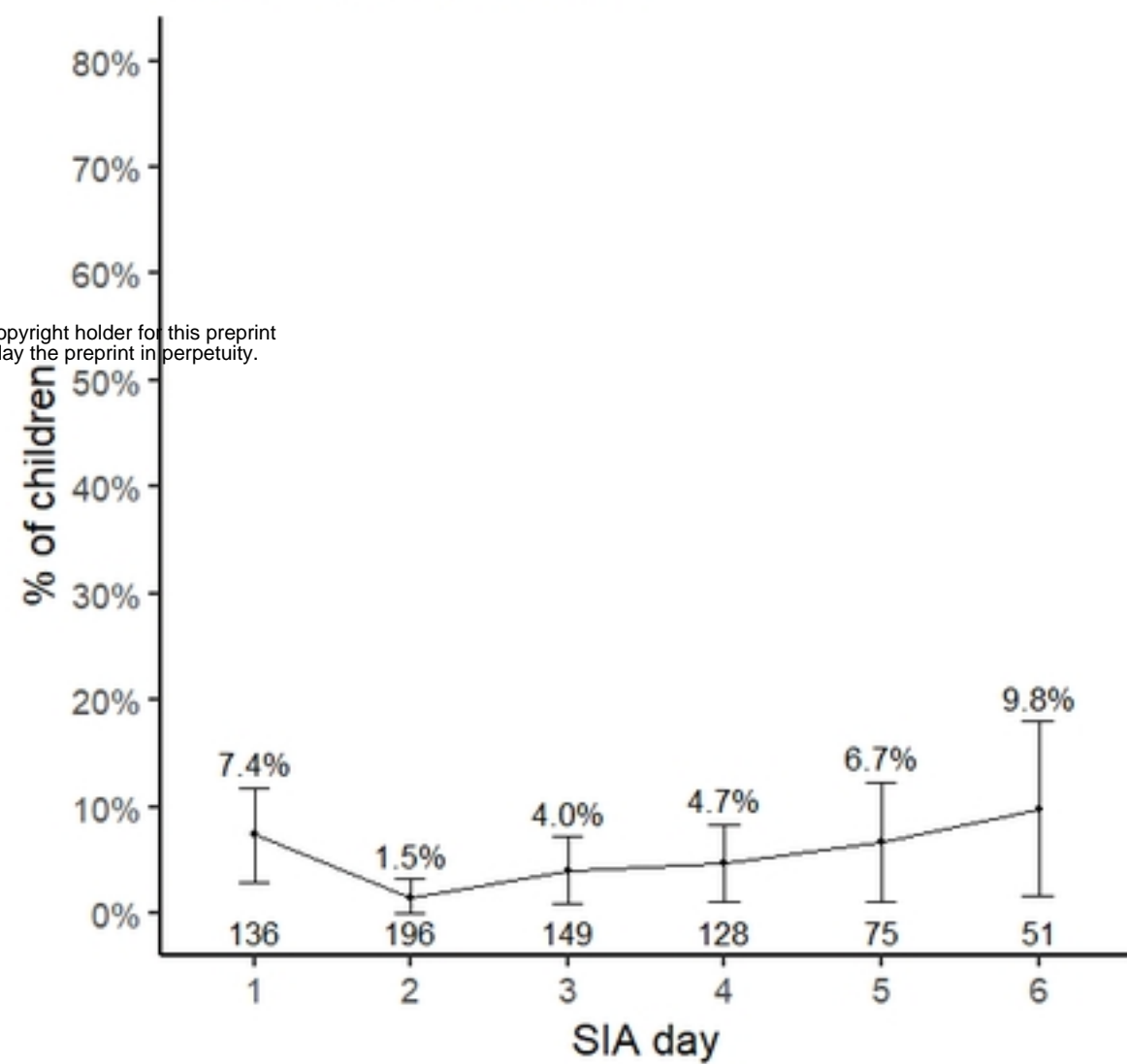


Figure 2

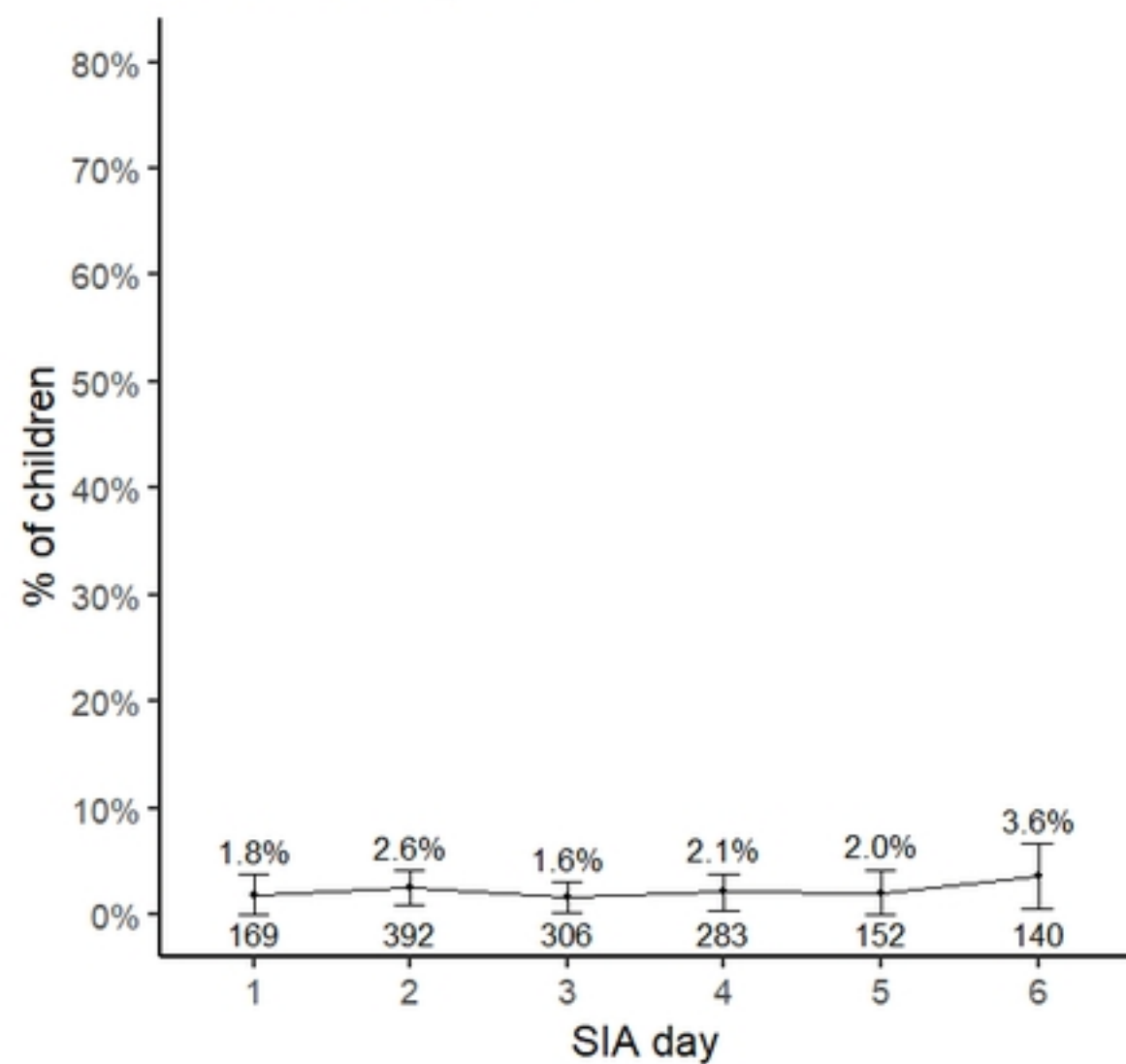
A. Zero dose, 9 to < 12 m



B. Zero dose, 12-23m



C. Zero dose, 24m+



D. Missing MCV2, 24m+ with prior MCV1 received

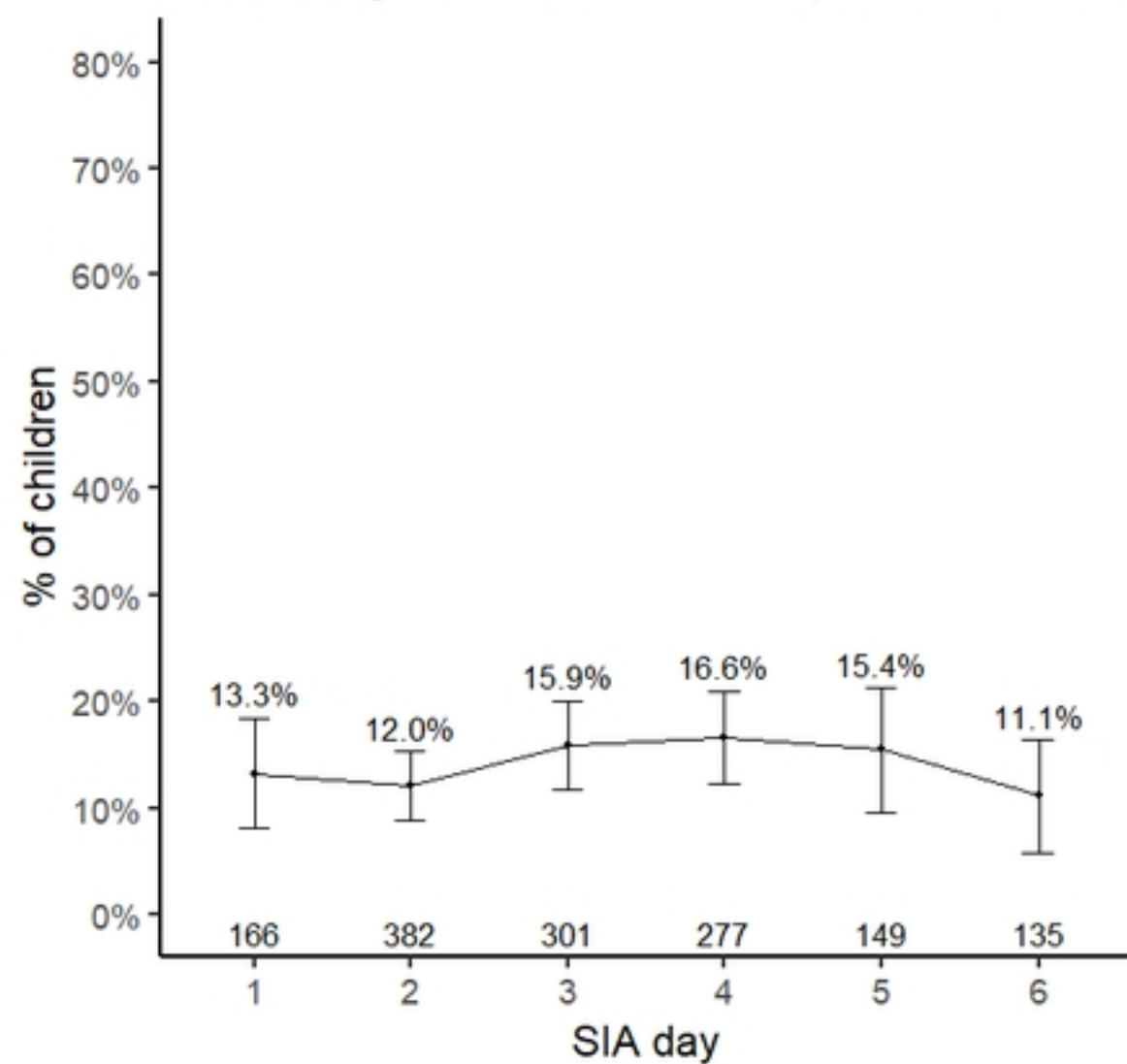


Figure 3

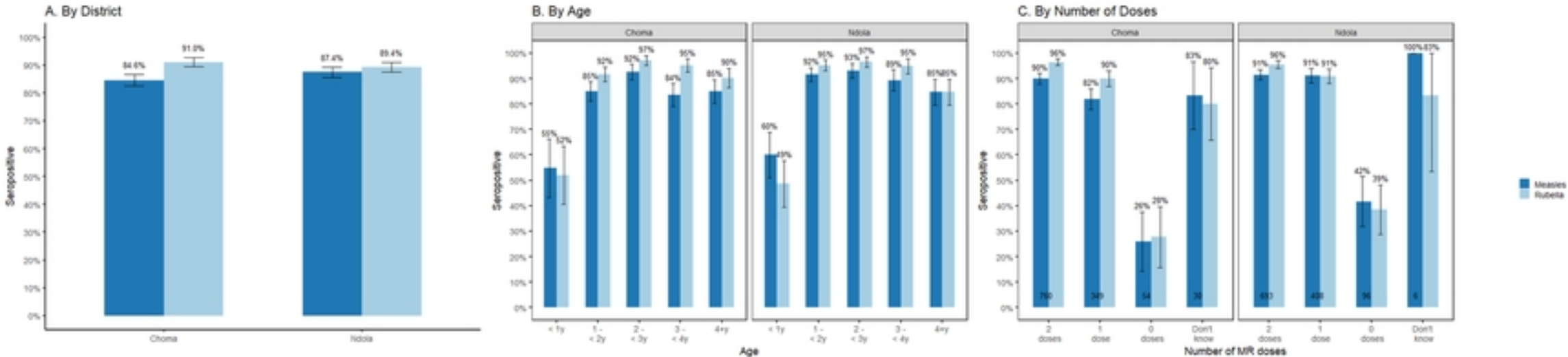


Figure 4