

1 Getting seniors back on their
2 bicycle; a pretest-posttest case-
3 control study on the improvement
4 of bicycle balance control
5
6

7 Eric Maris*, PhD

8 *Donders Institute for Brain, Cognition, and Behaviour, Radboud University,
9 P.O. Box 9104 HE Nijmegen

10

11

12 Corresponding Author:

13 Eric Maris

14 e-mail: eric.maris@donders.ru.nl

15 tel: +31243612651

16

17 The total number of words of the main text (introduction, methods, results,
18 discussion/conclusions): **3992**

19 The number of words of the abstract: 248

20 The number of figures: 2

21 The number of tables: 0

22

23

24

25 **Abstract**

26 **Objective**

27 Quantify the effectiveness and generalizability of an intervention that aims at
28 restoring bicycle balance control skills in seniors that have quit cycling.

29

30 **Methods**

31 The intervention was designed such that the difficulty of the bicycle balance
32 control task could be increased in a stepwise fashion, gradually approaching
33 the difficulty of bicycle balance control on the public roads. The intervention
34 lasted 11 weeks and involved three components: (1) training on an exercise
35 bicycle, (2) balance control training on a bicycle simulator, and (3) cycling on
36 the public roads with a safe start-and-stop technique that was practiced on
37 the bicycle simulator. The intervention was administered to a group of
38 community-dwelling senior citizens (N=23) that had quit cycling (N=19) or
39 that were on the verge of doing so (N=4). The effectiveness of the
40 intervention was evaluated by comparing balance control skill and
41 confidence between a post- and a pre-intervention measurement. As a check
42 for possible spontaneous recovery, the same comparison was also performed
43 in a matched control group that did not participate in the intervention.

44

45 **Results**

46 This intervention produced a very large improvement (Cohen's $d = 1.8$,
47 $t(16)=7.5$, $p<.001$) in balance control skills and confidence on the public
48 roads.

49

50 **Conclusion**

51 Bicycle balance control skills and confidence can be restored over a short
52 period of time. However, this does not rule out the importance of the slower
53 process of acquiring a sufficient lower body strength.

54

55 **Impact Statement**

56 Increasing balance control skills and confidence is a realistic short-term
57 target for rehabilitation interventions.

58

59

60

61

62 Keywords

63 *Balance control, bicycle balance, motor skill training, bicycle simulator,*

64 *senior citizens, elderly, mobility, intervention study, case-control.*

65

66

67

68

69 With age, there is a sharp decrease in the percentage of citizens that
70 continues to ride their bicycle. This is well documented in the Netherlands,
71 where everyone learns to cycle at a young age, and cycling is the default
72 means of transportation for short distances. In the Netherlands, the
73 percentage of inhabitants that cycles at least several times per month
74 fluctuates around 77% between age 30 and 70 ¹. However, over an average
75 period of 15 years, this percentage drops to 39% ¹. Thus, a substantial
76 fraction of the senior citizens stops cycling before the end of their life, which
77 is on average 16 years after one has reached 70 years ².

78

79 The physical health benefits of cycling are well documented ^{3,4}. For instance,
80 there is a strong inverse relationship between commuter cycling and all-
81 cause mortality ⁴. Because pedaling force can be easily controlled (e.g., by
82 cycling uphill), cycling is an excellent training stimulus for the improvement
83 of lower body strength and power. In addition, it has a very low impact on the
84 joints, and it offers increased mobility options that are necessary for a
85 meaningful social life.

86

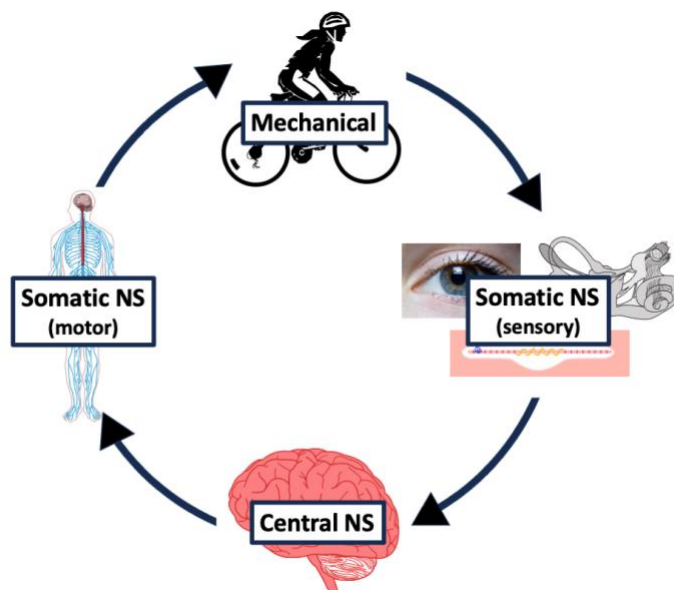
87 In this paper, I describe, motivate, and evaluate a rehabilitation intervention
88 focused on balance control (BC) skills that aims at getting senior citizens
89 back on their bicycle. Bicycle BC pertains to two centers of gravity (CoGs)
90 that both must be kept above their respective area of support (AoS): (1) the
91 CoG of the rider-bicycle combination must be kept above the line that
92 connects the two wheel-road contact points, and (2) the CoG of the rider's
93 upper body must be kept above the saddle ⁵. To achieve these two objectives,
94 steering (turning the handlebars) is the most important control action ^{5,6}.

95

96 BC can be understood from the perspective of optimal feedback control
97 (OFC) ^{5,7-13}, which is the dominant theory in the neural control of movement
98 (see Fig. 1). OFC distinguishes between two determinants of BC skill: (1) the
99 sensory-motor control algorithms implemented in the neuronal networks of
100 our central nervous system (CNS), and (2) strength, power and joint range-
101 of-motion as implemented in the muscles, tendons, and joints (the human
102 part of the mechanical system; see Fig. 1). Our nervous system also has a

103 somatic nervous system (SNS) which sends out motor commands and
104 receives sensory feedback (see Fig. 1).

105



106

107 **Fig. 1: A closed-loop feedback control model for bicycle balance.** The model
108 has four components: (1) a sensory system that represents the sensory
109 division of the somatic nervous system (SNS), consisting of the eyes, the
110 inner ear (labyrinth, vestibular organ), the proprioceptive sensory organs
111 (muscle spindles and Golgi tendon organs), and their afferent axons, (2) a
112 computational system that represents the central NS (CNS), (3) a motor
113 output system that represents the sensory division of the SNS, consisting of
114 the efferent axons of the spinal motor neurons, and (4) a mechanical system
115 that represents the non-neuronal part of the human body (extrafusal muscle
116 fibers, skeleton, ...) and the bicycle.

117

118 OFC is consistent with the fact that the effects of different types of balance
119 training are specific to the balance task that is trained ^{14,15}. In fact, OFC
120 postulates that, separately for every balance task, the CNS optimizes BC
121 under the constraints/limitations of the mechanical and the SNS (e.g.,
122 precision of the sensory feedback, torque and range limits of the mechanical
123 system, motor noise); there is no set of component BC skills that is assembled
124 in different ways according to different sets of task requirements. For a
125 bicycle BC training, this task-specificity would imply that a training effect
126 would not generalize to cycling on the public roads.

127

128 For a lost motor skill that must be restored, it is important to know to what
129 extent it depends on (1) plasticity in the CNS (responsible for the mapping of
130 sensory feedback onto control actions), and (2) plasticity in the organs that
131 are responsible for registering feedback and executing actions. Plasticity in
132 the CNS depends on the signaling properties of neurons which can change
133 over a much shorter timescale (hours, days) than the organs that are
134 responsible for sensory registration and motor execution ¹⁶⁻¹⁸. To the best of
135 my knowledge, plasticity in the sensory organs has not yet been
136 demonstrated, and plasticity in the muscles with functional consequences
137 (strength/power increase) operates at a timescale of at least weeks.

138

139 I designed a bicycle BC training with a double objective: (1) realizing training
140 effects that generalize to bicycle BC on the public roads, (2) dissociating
141 central (CNS-dependent) and muscular contributions to a possible
142 improvement in BC skill. To realize the first objective, the difficulty of the
143 bicycle BC task was increased in a stepwise fashion, gradually approaching
144 the difficulty of bicycle BC on the public roads. And to realize the second
145 objective, the training included sessions on exercise (spinning) bicycles on
146 which the functional threshold power (FTP) could be monitored.

147

148 To realize a stepwise increase in the difficulty of the bicycle BC task, it is
149 useful to consider BC skill as a continuum defined by BC challenges, which
150 are perturbations that distort the balance. An important BC challenge are the
151 upward reaction forces that result from pedaling, deform the upper body and
152 perturb the steering. The impact of a BC challenge is modulated by the
153 cycling speed, which is reflected in the fact that it is much easier to balance a
154 bicycle when we are up to speed, as compared to when we are close to a
155 standstill. The modulating role of speed follows from the mechanical
156 properties of the bicycle, which are responsible for self-stabilizing forces that
157 increase with speed ⁶.

158

159 In the bicycle BC training, I make use of the fact that the BC challenge level
160 increases with pedaling force and decreases with speed. To control the BC

161 challenge level, I have developed a bicycle simulator that requires the same
162 type of BC as on the public roads (see Methods). On this simulator, also a safe
163 start-and-stop technique was practiced which allowed the rider to continue
164 with his BC exercises while cycling safely outdoors.

165

166 **Study setup/Methods**

167 **Participants**

168 Participants were recruited via an article in a local newspaper (De
169 Gelderlander) about the goal of the study (March 31, 2023). The article
170 invited participants that had stopped cycling at least six months ago, and
171 wanted to get back on their bicycle. A total of 105 candidates replied, which
172 were all invited for an information session. Based on their responses to a
173 questionnaire, I excluded candidates that still cycled occasionally or suffered
174 from balance-relevant sensory disorders (peripheral neuropathy,
175 labyrinthitis, vestibular neuritis, ...). I then selected the 15 participants that
176 lived the closest to the Radboud University campus, the location of the
177 intervention.

178

179 All subjects gave their informed consent for inclusion before they
180 participated in the study. The study was conducted in accordance with the
181 Declaration of Helsinki, and the protocol was approved by the Ethics
182 Committee of the faculty of Social Sciences (ECSS) of the Radboud University
183 (ECSS-2020-132).

184

185 The intervention started with cycling on a stationary exercise bicycle
186 (spinning) in the second week of June 2023. This part of the intervention was
187 in the Radboud University Sports Center. On June 15, a second newspaper
188 article was published in which the location of the intervention was revealed.
189 After this publication, 8 additional candidates spontaneously joined the
190 spinning sessions, and requested to participate in the study, to which I
191 agreed. Four of these additional participants still cycled on rare occasions but
192 considered quitting because of fear of falling.

193

194 A total of 23 participants started the BC training on the bicycle simulator, and
195 17 participants completed it (mean age 75,3 years, age range 66-88 years).

196 From the 6 participants that dropped out, 2 did so for a reason that was
197 related to the BC training: one participant's legs were so short that she could
198 not touch the ground while sitting on the saddle, and one participant lacked a
199 sufficient force to keep herself balanced on top of a stationary bicycle. Four
200 participants dropped out for reasons that were unrelated to the BC training:
201 a fracture due to a fall at home (two participants), bursitis, and an urgent eye
202 surgery.

203


204 The 17 participants that completed the BC training were matched to 17
205 candidates (the control group) that were not selected for the study because
206 they were living farther away from the location of the intervention as
207 compared to the experimental group. The matching criteria were gender and
208 age.

209

210 **Bicycle simulator**

211 The bicycle simulator ¹⁹ is shown in Fig. 1. The core elements of the simulator
212 are three rollers with a width equal to the width of an average Dutch bicycle
213 path (1.75 m). The two front rollers are covered with a conveyer belt that is
214 supported from underneath by a low-friction platform (not visible on Fig. 1).
215 The bicycle's front wheel rests on the conveyer belt and the rear wheel rests
216 on the rear roller. The rollers' rotational inertia is close to the linear inertia of
217 the average Dutch rider-bicycle combination, and this ensures that the
218 acceleration response to a pedal stroke feels natural. A torque motor is
219 attached to the axis of the rear roller, and this motor is essential to assist
220 weak participants in the first stages of the training. Finally, the bicycle
221 simulator has a virtual-reality (VR) component that projects an animation of
222 a bicycle lane, which is controlled by the cycling speed and the cyclist's lateral
223 position on the left-right axis of the simulator (as measured using a motion
224 capture system).

225



226

227 **Fig. 2: Participant riding on the bicycle simulator.**

228

229 In between the front and the rear rollers, there is a platform on which the
230 rider can place his feet and the trainers can stand. The rider has one trainer
231 on every side, supporting him by means of gentle pushes on his shoulders. As
232 the rider's BC skills improve, the trainers increase their distance from the
233 rider.

234

235 The rider wears a safety harness with which he is connected to a support
236 construction above the rider's head (see Fig. 2). The safety harness does not
237 prevent the rider from falling, but in case he does, his knees will not touch the
238 floor before the suspension becomes active.

239

240 **Intervention**

241 The intervention was over a period of 11 weeks. In that period, the
242 participants engaged in (1) spinning, (2) BC training on the bicycle simulator,
243 and (3) cycling on the public roads with a safe start-and-stop technique that
244 was practiced on the bicycle simulator. The three components of the
245 intervention were also administered in this order, with spinning and BC
246 training overlapping in time for the last 8 weeks.

247

248 *Spinning*

249 The first three weeks of the intervention only involved a group spinning
250 training, which was given by the first author and two professional spinning
251 coaches. Participants trained at an individually determined power level,
252 controlled by the one-minute functional threshold power (1minFTP).

253

254 One spinning session lasted 45 min., excluding warming-up and cooling-
255 down, but including a 5 min. break in the middle. Every session started with a
256 3-minute block in which the 1minFTP was assessed. The remainder of the
257 session had the structure of an interval training. The high intensity blocks
258 lasted at most 1 min. and were alternated with low intensity blocks at 70
259 percent of 1minFTP that lasted at most 2,5 min. Increasing intensity was
260 achieved either by increasing the resistance (and keeping the RPM fixed) or
261 by increasing the RPM (and keeping the resistance fixed).

262

263 *Assessing the 1minFTP*

264 The 1minFTP was used for a double purpose: (1) as a measure of leg power,
265 to investigate its relationship with bicycle BC skill, and (2) to train at an
266 individually determined power level. The 1minFTP is the highest power a
267 participant can maintain for one minute while cycling at 60 revolutions per
268 minute (RPM). The 1minFTP was assessed by having participants monitor
269 their breath after a one-minute effort at some power level: if the participant
270 could say only a few words at a time (a proxy for reaching the ventilatory
271 threshold), the 1minFTP was reached.

272

273 Assessing the 1minFTP required keeping a constant high-power output, and
274 this turned out to be very difficult for our participants. First, assessing the
275 1minFTP required that the participants could operate the bicycle computer
276 that was used to provide feedback about their power output. It took
277 participants two weeks to learn to operate this computer. Second, it took
278 several participants substantially more time to learn to produce a constant

279 power output; initially, all participants lowered their RPM when the
280 resistance was increased above a certain level, thereby preventing a higher
281 power output. Third and last, participants' performance was highly variable
282 with respect to the maximum power output they endured, and this was both
283 within sessions (no longer following the trainer's instructions with respect to
284 power output) and between sessions (lowering the 1minFTP at the
285 beginning if one was feeling tired).

286

287 *Bicycle simulator BC training*

288 BC training started in the fourth week of the intervention and was in one of
289 the research labs of the Radboud University (Faculty of Social Sciences). The
290 BC training was individual and was given by the first author and two
291 research assistants. A BC training session lasted approximately 30 min. At the
292 start, participants put on a safety harness and were connected to the support
293 construction. The saddle height was adjusted such that the participant's feet
294 touched the platform in between the front and the rear rollers. When the
295 participant showed signs of fear, the trainers gently pushed their hands
296 against the participant's shoulders and gradually released the pressure as the
297 participant gained confidence.

298

299 The guiding principle in the BC training was increasing the difficulty in small
300 steps and following the participant's progressing skill and confidence. Every
301 session started with a BC challenge level at which the participant was
302 comfortable, and that level was slowly increased if the participant agreed. In
303 the first session, the bicycle was brought up to a speed of approximately 12
304 km./h. by means of a torque motor. In this condition, the participant's only
305 task was turning the handlebars for balance control. The BC challenge level
306 was increased in four ways: (1) by decreasing the speed, (2) by decreasing
307 the assistive force at the rear roller, (3) by asking participants to accelerate
308 from standstill and to stop at any desired moment, and (4) by asking the
309 participant to tap the support surface with both feet, place them back on the
310 pedals, and to continue pedaling (feet tapping exercise).

311

312 *Cycling outdoors*

313 The participant was instructed to start cycling outdoors on his own bicycle
314 when he could do 10 feet taps in a row without stopping in between, and at a
315 resistance level slightly above the resistance on the public roads. The
316 participant was instructed to use the safe start-and-stop technique (feet
317 touching the road surface) that was practiced on the bicycle simulator, to
318 start cycling in an environment without other road users (a park, a parking
319 lot), and to gradually move to more busy environments.

320

321 **Causal effect estimation in a pretest-posttest design**

322 A randomized experiment is often considered the only possible way to obtain
323 an unbiased estimate of a causal effect. However, according to statistical
324 theory this is not the only way²⁰. In fact, if spontaneous recovery can be
325 ruled out (also denoted as the assumption of temporal stability²⁰), a pretest-
326 posttest design also allows for such an unbiased estimate. The argument
327 involves that if, in the population of interest, the average of some outcome
328 variable (e.g., bicycle BC skill) does not change spontaneously, then the
329 average post- minus pre-intervention change in this outcome variable is an
330 unbiased estimate of the treatment's causal effect. For bicycle BC skill in our
331 population of interest (senior citizens), it is unlikely that this skill
332 spontaneously returns (i.e., without a deliberate intervention) after it has
333 been lost. Of course, numerous other outcome variables do change
334 spontaneously on average (body temperature in a population that has the flu,
335 feelings of depression in a population that visits a psychotherapist, walking
336 BC skills in healthy young adults that had bed rest for a week, ...). To remove
337 all doubts about a possible spontaneous recovery, I included a control group
338 that did not receive the intervention, but in which the change in the outcome
339 variable was assessed over the same time interval as in the experimental
340 group (see Participants).

341

342 The effect of the intervention was then evaluated statistically using a
343 dependent samples t-test that compared the change in the outcome variable
344 between the matched experimental and the control group participants.

345

346 **Outcome variable**

347 The outcome variable was obtained from a questionnaire that evaluated
348 participants' bicycle BC skills and confidence while riding on the public roads.
349 This questionnaire involved three multiple-choice questions with three
350 answer options each. The introduction to the questionnaire was the
351 following:

352 Three environments will be described, and you must indicate whether
353 you rode your bicycle in that environment in the past two weeks. By
354 "riding your bicycle", we mean starting from a standstill and stopping at a
355 desired location. For every environment, you must indicate what applies
356 to you: (1) I did not ride my bicycle here, (2) I rode my bicycle here, but I
357 try to avoid it, and (3) I rode my bicycle here without problems. The three
358 environments are the following: (1) without traffic (e.g., a park, a parking
359 lot), (2) with little traffic (e.g., small roads in an outside area, a bicycle
360 lane on a quiet moment), and (3) in busy traffic (e.g., in the city center
361 during traffic hours, around a busy marketplace).

362 The answers to every question/environment were converted into a score by
363 assigning 0, 1, and 2 points to the respective options. Summing these scores
364 over the three questions/environments results in a number between 0 and 6,
365 which is the outcome variable.

366

367 In the experimental group, this questionnaire was administered twice, the
368 first time in the beginning of the intervention and the second time six weeks
369 after the end of the intervention. The questionnaire was sent as an
370 attachment to an email, and participants were called on their phone if they
371 had not replied after one week. For some participants, it was necessary to
372 clarify some aspects of the questions. In the control group, the questionnaire
373 was administered only once and at around the same time that the second
374 questionnaire was sent to the experimental group. None of the control group

375 participants was riding their bicycle at the start of the intervention and they
376 were asked whether and how this had changed in the meantime.

377

378 **Results**

379 I conducted a pretest-posttest case-control study to evaluate the
380 effectiveness of an intervention aimed at restoring bicycle BC skill. The
381 experimental group consisted of 23 participants, of which 17 completed the
382 intervention (see Methods).

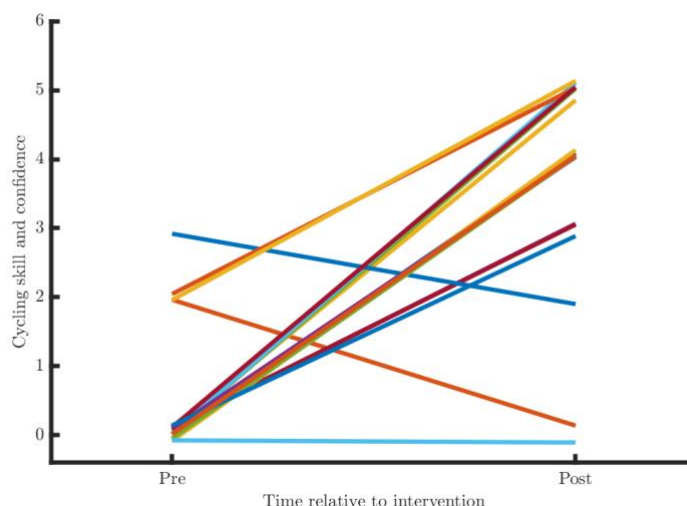
383

384 The intervention lasted 11 weeks and involved three components: (1) cycling
385 on a stationary exercise bicycle (spinning), (2) BC training on a bicycle
386 simulator, and (3) cycling on the public roads with a safe start-and-stop
387 technique that was practiced on the bicycle simulator (see Methods). The
388 effectiveness of the intervention was evaluated in terms of the participant's
389 skill/confidence on his own bicycle when cycling outdoors (see Methods). In
390 the experimental group, this outcome measure was assessed twice, first in
391 the beginning of the intervention, and then six weeks after the intervention.
392 To correct for a possible spontaneous recovery of cycling skill/confidence, I
393 used a matched control group that did not receive the intervention, but in
394 which the change in cycling skill/confidence over the same time interval was
395 assessed (see Methods).

396

397 The improvement in cycling skill/confidence was significantly larger in the
398 experimental group ($M=3.1$, $SD=2.1$) compared to a matched control group
399 ($M=0$, $SD=0$), $t(16)=6.0$, $p<.001$, 95% CI [2.0 4.1]. Note that none of the
400 control group participants had a spontaneous recovery of their cycling
401 skill/confidence. The raw outcome measures of the experimental group are
402 shown in Fig. 3. The effect size (Cohen's d) was 1.5, which is between a very
403 large and a huge effect ²¹. This effect was obtained with an average of 4.8
404 simulator BC training sessions of 30 min. each.

405



406

407 **Fig. 3: Raw outcome measures of the experimental group (a small random**
408 **jitter was added to see overlapping lines).**

409

410 It was my original plan to dissociate central (CNS-dependent) and muscular
411 contributions to a possible improvement in BC skill. For that, it was
412 necessary to quantify the increase in maximum power output on the spinning
413 bicycle, for which I used the one-minute functional threshold power
414 (1minFTP), which was assessed at the beginning of every spinning session.
415 However, keeping a constant high-power output (a requirement for a reliable
416 FTP assessment) turned out to be very difficult for our participants and
417 required several weeks of training (see Methods). I conclude that I failed in
418 obtaining a reliable quantification of the increase in maximum leg power
419 increase in this group of participants.

420

421 However, it is useful to report the mean 1minFTP on which participants
422 converged after learning to produce a constant force output. This mean
423 1minFTP was 93.6 Watt (sd=17.2). FTP is usually expressed relative to
424 bodyweight, and in this participant group the average 1 minute power-to-
425 weight ratio was 1.2 Watt/kg (sd=0.3). For reference, it is useful to compare
426 this value with published 1 minute power-to-weight ratios for untrained
427 amateur cyclists²² (defined as the 5-th percentile of the population of
428 amateur cyclists): 3.9 for males and 3.3 for females. Thus, the participants in
429 this study had an average 1 minute power-to-weight ratio that is
430 approximately three times smaller than that of an untrained cyclist.

431

432 **Discussion and conclusions**

433 A very large improvement in senior cyclists' BC skills and confidence can be
434 realized by means of a short intervention (11 weeks), even if that person has
435 quit cycling for a long time. This is remarkable given the task-specificity of
436 the effects of different types of balance training ^{14,15}, and is most likely due to
437 the high similarity between the BC training on the simulator and cycling
438 outdoors.

439

440 **Limitations**

441 This study did not expose participants to some important BC challenges (e.g.,
442 curbstone, pothole, sharp turn) and it is unknown whether they can deal with
443 them successfully. It is very likely that several BC challenges require a
444 sufficient lower body strength to prevent perturbations from affecting the
445 steering movements. For example, (1) standing on the pedals while covering
446 an obstacle, and (2) core muscle co-contraction in a sharp turn at high speed.
447

448 Cycling safely not only involves BC (staying upright) but also navigation
449 (avoiding obstacles and/or following a track), which requires additional
450 skills such as selective attention, anticipation, and planning. These have not
451 been investigated.

452

453 From the perspective of OFC, it is tempting to conclude that the improvement
454 is mainly due to the fast plasticity in the CNS, and not to the comparatively
455 slow plasticity in the muscles. However, to make a strong case for this claim,
456 it is essential to have a reliable measure of maximum power output, and this
457 turned out to be very difficult. The existing literature on the relation between
458 (1) muscle strength/power, and (2) the incidence of falls and balance task
459 performance is inconsistent, with one systematic review (focusing on falls) ²³
460 arguing for a strong relation and another (focusing on balance task
461 performance) ²⁴ for a very weak one. This is probably related to the fact that,

462 in the population of interest, falls cannot be predicted from the performance
463 on balance tasks ²⁵.

464

465 For several reasons, the relation between muscle strength/power, balance
466 control, and falls, is a complicated one. First, many studies have been
467 conducted in homogeneous groups (institutionalized participants, small age
468 range, ...) and this restriction-of-range results in an underestimation of the
469 correlation in the heterogeneous/unselected population. Second, most
470 people are aware of the range of BC challenges that their BC skill allows, and
471 they try to stay within this range. This restriction-of-range at the individual
472 level reduces the correlation between BC skills and the incidence of falls.

473 Third, there may be large differences between muscle groups and their
474 associated joint ranges-of-motion with respect to their relevance for BC. In
475 most studies, only leg strength/power was measured, but the core muscles in
476 the trunk and hip may very well be more relevant for BC. Fourth, BC not only
477 depends on the muscles for bringing the AoS under the CoG (the muscles'
478 motor role) but also for informing the CNS about the position of CoG relative
479 to the AoS, which depends on the muscle spindles (the muscles' sensory
480 feedback role) ^{13,26}. To be useful, muscle spindle output must reflect the
481 tension in the force-producing fibers, but its precise contribution to the loss
482 of BC is unknown.

483

484 **Conclusion**

485 I have demonstrated that it is possible to realize a very large improvement in
486 a senior cyclist's BC skills and confidence over a short period (11 weeks).

487 This is most likely due to the high similarity between the BC training and
488 cycling outdoors, but it does not rule out the importance of the slower
489 process of building (and loosing) muscular strength/power.

490

491

492 **Author's contributions**

493 All authors contributed equally to the manuscript and read and approved the
494 final version of the manuscript.

495

496 **Acknowledgments**

497 The author would like to thank Maartje Floris and Loes van Leeuwen for their
498 assistance in the training and the data collection.

499

500 **Funding**

501 This research was funded by the Radboud Center Social Sciences. The
502 authors report no involvement in the research by the sponsor that could have
503 influenced the outcome of this work.

504

505 **Conflict of Interest**

506 None declared.

507

508

509

510

511

512 **References**

- 513 1. Research facts and numbers ‘Cycling for everyone’ [Onderzoek feiten en
514 cijfers ‘Fietsen voor Iedereen’] (Mobycon, commissioned by the Ministry of
515 Infrastructure and Water Management.) (2022).
- 516 2. VZinfo.nl. RIVM. Accessed 25 January, 2024.
517 <https://www.vzinfo.nl/levensverwachting/leeftijd-en-geslacht#Levensverwachting>
- 518 3. De Hartog JJ, Boogaard H, Nijland H, Hoek G. Do the health benefits of
519 cycling outweigh the risks? *Environmental health perspectives*.
520 2010;118(8):1109-1116.
- 521 4. Oja P, Titze S, Bauman A, et al. Health benefits of cycling: a systematic
522 review. *Scandinavian journal of medicine & science in sports*. 2011;21(4):496-
523 509.
- 524 5. Maris E. A bicycle can be balanced by stochastic optimal feedback control
525 but only with accurate speed estimates. *PLoS one*. 2023;18(2):e0278961.
- 526 6. Meijaard JP, Papadopoulos JM, Ruina A, Schwab AL. Linearized
527 dynamics equations for the balance and steer of a bicycle: a benchmark and
528 review. *Proceedings of the Royal Society of London A: Mathematical, Physical
529 and Engineering Sciences*. 2007;463(2084):1955-1982.
- 530 7. Åström KJ. *Introduction to stochastic control theory*. Courier Corporation;
531 2012.
- 532 8. Todorov E. Optimality principles in sensorimotor control. *Nature
533 neuroscience*. 2004;7(9):907-915.
- 534 9. Todorov E, Jordan MI. Optimal feedback control as a theory of motor
535 coordination. *Nature neuroscience*. 2002;5(11):1226-1235.
- 536 10. Wolpert DM. Computational approaches to motor control. *Trends in
537 cognitive sciences*. 1997;1(6):209-216.
- 538 11. Scott SH. Optimal feedback control and the neural basis of volitional
539 motor control. *Nature Reviews Neuroscience*. 2004;5(7):532-545.
- 540 12. Wolpert DM, Ghahramani Z, Jordan MI. An internal model for
541 sensorimotor integration. *Science*. 1995;269(5232):1880-1882.
- 542 13. Maris E. An internal sensory model allows for balance control based on
543 non-actionable proprioceptive feedback. *arXiv*.
544 2024;doi:10.48550/arXiv.2403.00951

- 545 14. Giboin L-S, Gruber M, Kramer A. Task-specificity of balance training.
546 *Human movement science*. 2015;44:22-31.
- 547 15. Kümmel J, Kramer A, Giboin L-S, Gruber M. Specificity of balance
548 training in healthy individuals: a systematic review and meta-analysis. *Sports*
549 *Medicine*. 2016;46:1261-1271.
- 550 16. Debanne D, Inglebert Y, Russier M. Plasticity of intrinsic neuronal
551 excitability. *Current opinion in neurobiology*. 2019;54:73-82.
- 552 17. Magee JC, Grienberger C. Synaptic plasticity forms and functions. *Annual*
553 *review of neuroscience*. 2020;43:95-117.
- 554 18. Mozzachiodi R, Byrne JH. More than synaptic plasticity: role of
555 nonsynaptic plasticity in learning and memory. *Trends in neurosciences*.
556 2010;33(1):17-26.
- 557 19. Maris E, inventor; Bicycle simulator [Patent]. The Netherlands patent
558 application PCT/NL2022/050304. 2022.
- 559 20. Holland PW. Statistics and causal inference. *Journal of the American*
560 *statistical Association*. 1986;81(396):945-960.
- 561 21. Sawilowsky SS. New effect size rules of thumb. *Journal of modern applied*
562 *statistical methods*. 2009;8(2):26.
- 563 22. Johnstone D. How does your cycling power output compare? Accessed 29-
564 2, 2024. [https://www.cyclinganalytics.com/blog/2018/06/how-does-your-cycling-](https://www.cyclinganalytics.com/blog/2018/06/how-does-your-cycling-power-output-compare)
565 [power-output-compare](https://www.cyclinganalytics.com/blog/2018/06/how-does-your-cycling-power-output-compare)
- 566 23. Moreland JD, Richardson JA, Goldsmith CH, Clase CM. Muscle weakness
567 and falls in older adults: a systematic review and meta-analysis. *Journal of the*
568 *American Geriatrics Society*. 2004;52(7):1121-1129.
- 569 24. Muehlbauer T, Gollhofer A, Granacher U. Associations between measures
570 of balance and lower-extremity muscle strength/power in healthy individuals
571 across the lifespan: a systematic review and meta-analysis. *Sports medicine*.
572 2015;45:1671-1692.
- 573 25. Boulgarides LK, McGinty SM, Willett JA, Barnes CW. Use of clinical and
574 impairment-based tests to predict falls by community-dwelling older adults.
575 *Physical therapy*. 2003;83(4):328-339.
- 576 26. Proske U, Gandevia SC. The proprioceptive senses: their roles in signaling
577 body shape, body position and movement, and muscle force. *Physiological*
578 *reviews*. 2012;

579

580