

1 **Title: Statistical Relationship Between Bitcoin and**
2 **Synthetic Opioid Mortalities: Are DEA Enforcement**
3 **Actions Aligning with Trends in Drug Related Deaths?**

4

5 Daihun Kang, MD, PhD

6 Clinical assistant professor

7 Department of Plastic and Reconstructive Surgery, Ewha Womans University Seoul Hospital

8 (07804) 260, Gonghang-daero, Gangseo-gu, Seoul, Republic of Korea

9

10 **Corresponding author:**

11 Daihun, Kang, MD, PhD

12 Clinical assistant professor

13 Department of Plastic and Reconstructive Surgery, Ewha Womans University Seoul Hospital

14 (07804) 260, Gonghang-daero, Gangseo-gu, Seoul, Republic of Korea

15 Email: gpk1234567@naver.com

16

17 Abstract

18 **Background:** The intersection of cryptocurrency, especially Bitcoin, with public health issues,
19 particularly synthetic opioid-related deaths, presents an emerging field of study. This research explores
20 the statistical relationship between Bitcoin market fluctuations and synthetic opioid mortalities, against
21 the backdrop of Drug Enforcement Administration (DEA) enforcement actions.

22

23 **Methods:** Utilizing data from 2009 to 2022, this study employs Pearson correlation and linear regression
24 models to investigate the relationship between annual Bitcoin price fluctuations and synthetic opioid-
25 related death rates, alongside DEA domestic arrest trends.

26

27 **Results:** A pronounced positive correlation ($r = 0.92$) was found between Bitcoin price changes and
28 synthetic opioid mortality rates, with the Bitcoin price accounting for approximately 84.78% of the
29 variance in opioid-related deaths ($R^2 = 0.8478$). The analysis also notes a disparity between increasing
30 synthetic opioid fatalities and decreasing DEA domestic arrests.

31

32 **Conclusions:** The findings reveal significant correlations between Bitcoin price fluctuations and
33 synthetic opioid-related fatalities, highlighting potential gaps in current drug enforcement strategies.
34 This study underscores the need for an interdisciplinary approach to address the complexities
35 introduced by cryptocurrency in the opioid crisis and suggests the necessity of integrating financial and
36 public health strategies to combat emerging drug abuse trends.

37

38

39 Introduction

40 The burgeoning adoption of Bitcoin and other cryptocurrencies has significantly impacted various
41 sectors globally, prompting extensive research into their economic and social repercussions [1]. The
42 volatile nature of cryptocurrency markets, especially Bitcoin, has been a topic of considerable interest
43 and concern among economists, investors, and policymakers [2]. This interest is heightened by the
44 parallel increase in synthetic opioid-related incidents, which has become a pressing public health crisis,
45 particularly in states like California [3]. Reports of individuals experiencing severe physical reactions,
46 akin to a state of paralysis often described colloquially as "zombification," after consuming potent
47 synthetic opioids like fentanyl, are becoming alarmingly common [4]. Additionally, there have been
48 instances where law enforcement officers, merely exposed to the drug's airborne particles, have

49 become incapacitated, underscoring the drug's potent nature [5].

50

51 The intersection of these two seemingly disparate trends – the rise of cryptocurrencies and the opioid
52 epidemic – raises intriguing questions about the potential connections between the digital economy and
53 public health crises. Anecdotal evidence and portrayals in media, such as television dramas and films,
54 frequently suggest that drug cartels are increasingly turning to Bitcoin and other digital currencies as a
55 means to launder money [6]. These narratives depict a shift from traditional money laundering methods
56 to opaquer, decentralized financial networks, facilitated by cryptocurrencies. This shift is believed to not
57 only complicate the efforts to combat drug trafficking but also potentially impact the dynamics of drug
58 abuse and associated mortality rates.

59

60 Prompted by these observations, this study hypothesizes that there may be a discernible relationship
61 between the surge in synthetic opioid usage, particularly in the United States, and fluctuations in Bitcoin
62 prices. This hypothesis stems from the presumption that as synthetic opioids become more prevalent,
63 the resultant increase in illicit drug trade could be mirrored in the dynamics of Bitcoin transactions and
64 value. Therefore, this research aims to explore the potential correlation between synthetic opioid-
65 induced mortality rates and Bitcoin price fluctuations, providing insights into how emerging digital
66 financial markets might be inadvertently influencing public health trends, especially concerning the

67 ongoing opioid epidemic. Through this investigation, we seek to offer a comprehensive understanding
68 of these complex interdependencies, contributing to the broader discourse on the socioeconomic
69 impacts of modern technologies and public health challenges.

70

71

72 **Materials and Methods**

73 This study utilized data from the years 2009 to 2022, focusing on annual Bitcoin prices and synthetic
74 opioid-related mortality rates. The initial exploratory data analysis involved Pearson's correlation to
75 assess the relationship between these two factors. Subsequent analyses included linear regression to
76 determine the impact of Bitcoin price fluctuations on synthetic opioid-related mortality rates. These
77 statistical analyses were conducted using the Python programming language, employing libraries such
78 as Pandas for data management and SciKit-Learn for regression analysis. This approach allowed for a
79 detailed examination of the dynamic interactions between the variables under study.

80

81 Data sources included Bitcoin price information obtained from CoinCodex [7] and synthetic opioid-
82 related death counts provided by the National Center for Health Statistics [8]. Additionally, U.S. Gross
83 Domestic Product (GDP) figures were sourced from the U.S. Bureau of Economic Analysis, retrieved

84 via the Federal Reserve Bank of St. Louis database [9]. The data on domestic arrests was retrieved
85 from the United States Drug Enforcement Administration (DEA) website [10].

86

87 This study utilized publicly available data, which did not contain any personally identifiable information,
88 ensuring that specific individuals could not be identified. Therefore, obtaining informed consent was not
89 applicable. The analysis focused on annual Bitcoin prices and synthetic opioid-related mortality rates
90 from 2009 to 2022. The data, including Bitcoin prices from CoinCodex and mortality rates from the
91 National Center for Health Statistics, as well as U.S. GDP figures and DEA domestic arrests data, are
92 all publicly accessible and do not involve private individual information.

93

94

95 **Results**

96 This study meticulously analyzed a comprehensive dataset, detailed in Table 1, which presents annual
97 data from 2009 to 2022 on various indicators related to drug abuse. These indicators include drug abuse
98 deaths, opioid-related fatalities, and deaths due to synthetic opioids other than Methadone. Additionally,
99 the dataset encompasses associated metrics such as cocaine and benzodiazepine fatalities, DEA
100 domestic arrests, U.S. population figures, and GDP trends.

101 **Table 1. Annual Trends in Bitcoin Valuation, Drug-Related Deaths, and Drug Enforcement**
102 **Administration (DEA) Arrests (2009-2022)**

Year	Bitcoin	Drug abuse deaths	Any opioid abuse deaths	Synthetic Opioids			DEA domestic arrest	U.S. population	Gross Domestic Product (Billions of Dollars)
	(US dollars)			other than Methadone	Cocaine	Benzodiazepines			
2009	-	37004	20,422	2,946	4,350	5,567	31,867	306771529	14764.610
2010	0.30	38329	21,089	3,007	4,183	6,497	31,426	309327143	15351.448
2011	4.72	41340	22,784	2,666	4,681	6,872	32,548	311583481	16068.805
2012	13.51	41502	23,166	2,628	4,404	6,524	31,109	313877662	16648.189
2013	749.24	43982	25,052	3,105	4,944	6,973	31,057	316059947	17197.738
2014	320.43	47055	28,647	5,544	5,415	7,945	30,091	318386329	18063.529
2015	426.03	52404	33,091	9,580	6,784	8,791	31,630	320738994	18525.933
2016	963.66	63632	42,249	19,413	10,375	10,684	29,067	323071755	19280.084
2017	13370.00	70237	47,600	28,466	13,942	11,537	27,523	325122128	20328.553
2018	3746.71	67367	46,802	31,335	14,666	10,724	27,684	326838199	21104.133
2019	7194.89	70630	49,860	36,359	15,883	9,711	28,516	328329953	21706.513
2020	28994.01	91799	68,630	56,516	19,447	12,290	26,264	329484123	22600.185
2021	46311.75	106699	80,411	70,601	24,486	12,499	-	331893745	25029.116
2022	16547.91	109360	-	-	-	-	-	-	27,944.63
Average	9126.40	62952.85	39,216	20,936	10,274	8,970	29,899	320114229.8	19615.247

103

104 The analysis identified a significant escalation in drug abuse fatalities, particularly those attributed to
105 synthetic opioids, juxtaposed against the backdrop of fluctuating GDP and demographic transitions (Fig
106 1). Despite the volatility observed in the Bitcoin market, with marked declines following substantial hikes,
107 a notable rise from approximately \$0.30 in 2010 to \$46,311.75 in 2021 was documented (Fig 2) [11].

108

109 **Figure 1. Synthetic Opioids other than Methadone.**

110 Blue: Total drug abuse deaths. Green: Deaths from any opioid use. Red: Deaths from synthetic opioids,

111 excluding Methadone. Black dashed: Drug Enforcement Administration domestic arrests.

112

113 **Figure 2. Bitcoin Price Fluctuations (2016-2024) in US Dollars**

114

115 A closer examination, as depicted in Figure 3, reveals a synchronicity between Bitcoin price fluctuations
116 and synthetic opioid-related deaths, with synthetic opioid fatalities consistently rising year-over-year,
117 despite the Bitcoin price experiencing significant downturns in 2017 and 2021. Conversely, a continuous
118 decline was observed in DEA domestic arrests, suggesting a possible disconnection with the prevailing
119 drug abuse trends.

120

121 **Figure 3. Trends in Bitcoin Price, Synthetic Opioid-Related Deaths, and Drug Enforcement
122 Administration (DEA) Domestic Arrests (2009-2022)**

123 Yellow line: Bitcoin Price in US Dollars.

124 Red line: Number of deaths due to Synthetic Opioid Use.

125 Black dashed line: Number of DEA Domestic Arrests.

126

127 Employing Pearson's correlation analysis, the statistical examination unveiled a pronounced positive
128 correlation ($r = 0.92$) between the volatility in Bitcoin prices and the incidence of synthetic opioid-related

129 deaths. This strong correlation suggests a significant linkage; rising Bitcoin valuations seem to be
130 paralleled by increases in synthetic opioid-related fatalities.

131

132 Delving deeper through linear regression analysis, we obtained the following results:

133 1. Bitcoin Price as an Independent Variable: The derived regression equation was:

134

135 $\text{Synthetic Opioid Deaths} = 1.4406 \times \text{Bitcoin Price} + 10,178.61.$

136

137 Herein, a unit increase in the Bitcoin price corresponds to a 1.4406 increase in the count of
138 synthetic opioid-related deaths. This model elucidates approximately 84.78% of the variance
139 ($R^2 = 0.8478$), indicating a substantial proportion of synthetic opioid deaths can be accounted
140 for by fluctuations in Bitcoin price.

141

142 2. Synthetic Opioid Deaths as an Independent Variable: The corresponding regression equation
143 manifested as:

144

145 $\text{Bitcoin Price} = 0.5885 \times \text{Synthetic Opioid Deaths} - 4,694.75.$

146

147 This denotes that each increment in synthetic opioid-related fatalities is associated with an
148 average upsurge of 0.5885 in Bitcoin valuation, reaffirming the model's substantial explanatory
149 capacity ($R^2 = 0.8478$).

150

151 The analysis highlights significant correlations between economic indices and public health outcomes.
152 It is imperative, however, to underscore that while the correlations and regression models delineate
153 clear patterns, they do not, in isolation, confirm causation. This calls for an advanced investigation to
154 decipher the causative dynamics underpinning these relationships.

155 Critically, an examination of the temporal trends reveals that notwithstanding the substantial swell in
156 drug abuse and synthetic opioid-related fatalities, DEA domestic arrests have not paralleled this trend.
157 Specifically, while the average annual count of DEA domestic arrests stood at approximately 29,899,
158 there was a conspicuous downturn to 26,264 arrests by the year 2020. This decline in drug enforcement
159 arrests is starkly at odds with the surging drug abuse-related mortality rates. Such discordance
160 underscores potential disparities or evolutions in drug enforcement strategies, raising pivotal questions
161 regarding the efficacy and direction of existing drug policy frameworks against the backdrop of an
162 escalating opioid crisis.

163

164

165 Discussion

166 Main Finding of This Study

167 The pivotal discovery of our investigation is the substantial positive correlation between fluctuations in
168 the Bitcoin market and the rates of synthetic opioid-related fatalities. This connection, quantified by a
169 correlation coefficient of $r = 0.92$, demonstrates a significant association that suggests economic events
170 within the realm of digital currencies may have tangible impacts on public health crises, specifically the
171 opioid epidemic. This finding underscores the complex interplay between financial markets and drug
172 abuse trends, challenging traditional perceptions of their separate domains.

173

174 What is Already Known on This Topic

175 Prior research has hinted at the potential intersections between cryptocurrency and illegal drug markets,
176 primarily focusing on the anonymity and lack of regulation within digital currency systems that can
177 facilitate illicit trade [12]. Studies have also explored the rise in opioid-related deaths, emphasizing the
178 growing concern around synthetic opioids such as fentanyl [13]. However, there has been a gap in
179 directly linking the economic behaviors of cryptocurrency, like Bitcoin, with tangible public health
180 outcomes, particularly in the realm of drug-related fatalities [14].

181

182 **What This Study Adds**

183 This research marks a significant advancement in the field by meticulously establishing an empirical
184 linkage between the fluctuations of the Bitcoin market and the escalating incidences of synthetic opioid-
185 related fatalities. Prior to this analysis, the academic and medical communities have primarily focused
186 on either the rise of digital currency or the opioid epidemic as isolated phenomena. By bridging these
187 two crucial areas, our study unveils the unforeseen impacts of cryptocurrency market dynamics on
188 public health, particularly within the sphere of synthetic opioids.

189

190 Our findings extend beyond the traditional narrative, shedding light on how economic trends, especially
191 in emerging markets like cryptocurrencies, can have profound and tangible effects on societal health
192 crises. This integration of economic and public health data provides a novel perspective, suggesting
193 that the volatility inherent in digital financial markets could serve as a barometer for predicting trends in
194 drug-related health issues. This insight is pivotal for public health officials and policymakers, who
195 traditionally may not have considered financial market behaviors when devising strategies to combat
196 the opioid crisis.

197

198 Moreover, this study adds a critical dimension to the understanding of drug enforcement effectiveness.

199 By highlighting the discrepancy between the rise in opioid fatalities and the decrease in DEA domestic

200 arrests, it prompts a reevaluation of current strategies employed in the war against drugs. This

201 divergence may suggest that conventional methods and resources are becoming increasingly

202 inadequate in addressing the nuances of modern drug trafficking, which may be evolving in part due to

203 the advent of cryptocurrencies. Consequently, our research underscores the urgent need for innovative

204 approaches and tools in drug enforcement and policy-making that are adaptive to the changing

205 landscape facilitated by digital currencies.

206

207 In addition, our work introduces a pivotal discussion regarding the regulatory implications for

208 cryptocurrencies. While digital currencies have been celebrated for their innovation and democratizing

209 potential, our study underscores the dark side of this technological advancement, particularly its

210 utilization in illicit drug markets. By empirically demonstrating the correlation between Bitcoin market

211 fluctuations and opioid-related deaths, this research underlines the necessity for comprehensive

212 regulatory frameworks that balance the benefits of cryptocurrencies with the imperative to prevent their

213 misuse in activities detrimental to public health.

214

215 Furthermore, this research acts as a call to action, not only for policymakers and law enforcement

216 agencies but also for the cryptocurrency community itself. It challenges stakeholders across sectors to
217 acknowledge and address the unintended consequences of digital financial innovations on societal well-
218 being. In doing so, it lays the groundwork for a multidisciplinary approach to tackling the opioid epidemic,
219 one that incorporates financial regulation, public health strategy, and law enforcement efficiency.

220

221 Lastly, this study enriches the academic discourse by offering a foundation for future research in this
222 emergent interdisciplinary field. The significant correlation identified here opens numerous avenues for
223 further exploration, from the mechanisms underlying the relationship between cryptocurrency and
224 opioid fatalities to the impact of specific regulatory interventions. As such, this research not only
225 contributes to our current understanding but also sets the stage for a new era of inquiry that seeks to
226 unravel the complex interdependencies between our digital economic systems and public health
227 outcomes.

228

229 **Conclusion**

230 This study enriches the discourse on the intersection of digital finance and public health by providing
231 empirical evidence and a new analytical lens through which to view the opioid epidemic. It calls for a
232 concerted effort among stakeholders to forge comprehensive strategies that address the multifaceted

233 challenges presented by the integration of cryptocurrency markets and public health concerns. Future
234 research should build on these findings, exploring the causal pathways and developing targeted
235 interventions that can mitigate the adverse effects of this intersection on society.

236

237

238 Acknowledgments

239 None.

240

241

242 References

- 243 1. Ssaharti, M., *The impact of crypto currencies on the economy and the financial industry*. Journal
244 of Advances in Humanities Research, 2022. 1(1): p. 60-69.
- 245 2. Gupta, G., *Determinants of Cryptocurrency: An Analysis of Volatility and Risk-Return Trade-*
246 *Off*. Knowledgeable Research: A Multidisciplinary Journal, 2023. 1(08): p. 25-35.
- 247 3. Cibulsky, S.M., et al., *Public health and medical preparedness for mass casualties from the*

- 248 *deliberate release of synthetic opioids*. *Frontiers in public health*, 2023. **11**: p. 1158479.
- 249 4. Torralva, R., et al., *Fentanyl but not morphine interacts with nonopioid recombinant human*
250 *neurotransmitter receptors and transporters*. *Journal of Pharmacology and Experimental*
251 *Therapeutics*, 2020. **374**(3): p. 376-391.
- 252 5. Herman, P.A., et al., *Media reports of unintentional opioid exposure of public safety first*
253 *responders in North America*. *Journal of medical toxicology*, 2020. **16**: p. 112-115.
- 254 6. Teichmann, F. and M.-C. Falker. *Money laundering through cryptocurrencies*. in *Artificial*
255 *Intelligence: Anthropogenic Nature vs. Social Origin*. 2020. Springer.
- 256 7. Late, T. *Bitcoin Price in 2009, 2010, 2011, 2012, 2013-2018 & Beyond*. 2024 Mar 15, 2024;
257 Available from: <https://coincodex.com/article/31832/bitcoin-price-history/>.
- 258 8. P, A.F.C.J.R.L.S., *Provisional drug overdose death counts*. 2024.
- 259 9. Analysis, U.S.B.o.E. *Gross Domestic Product [GDP]*. 2024 March 13, 2024]; Available from:
260 <https://fred.stlouisfed.org/series/GDP>.
- 261 10. Administration, U.S.D.E. *Domestic Arrests*. 2021 March 15, 2024]; Available from:
262 <https://www.dea.gov/data-and-statistics/domestic-arrests>.
- 263 11. Finance, G. *Bitcoin Price*. 2024 March 17, 2024]; Available from:
264 [https://www.google.com/finance/quote/BTC-KRW?sa=X&ved=2ahUKEwksrKD-](https://www.google.com/finance/quote/BTC-KRW?sa=X&ved=2ahUKEwksrKD-_qEAXU8h1YBHT_mBvkQ-fUHegQIJhAf&window=MAX)
265 [_qEAXU8h1YBHT_mBvkQ-fUHegQIJhAf&window=MAX](https://www.google.com/finance/quote/BTC-KRW?sa=X&ved=2ahUKEwksrKD-_qEAXU8h1YBHT_mBvkQ-fUHegQIJhAf&window=MAX).
- 266 12. Lamy, F.R., et al., *Listed for sale: analyzing data on fentanyl, fentanyl analogs and other novel*

- 267 *synthetic opioids on one cryptomarket*. Drug and alcohol dependence, 2020. **213**: p. 108115.
- 268 13. Scholl, L., *Drug and opioid-involved overdose deaths—United States, 2013–2017*. MMWR.
- 269 Morbidity and mortality weekly report, 2019. **67**.
- 270 14. Aldridge, J., A. Stevens, and M.J. Barratt, *Will growth in cryptomarket drug buying increase the*
- 271 *harms of illicit drugs?* Addiction, 2018. **113**(5): p. 789-796.
- 272

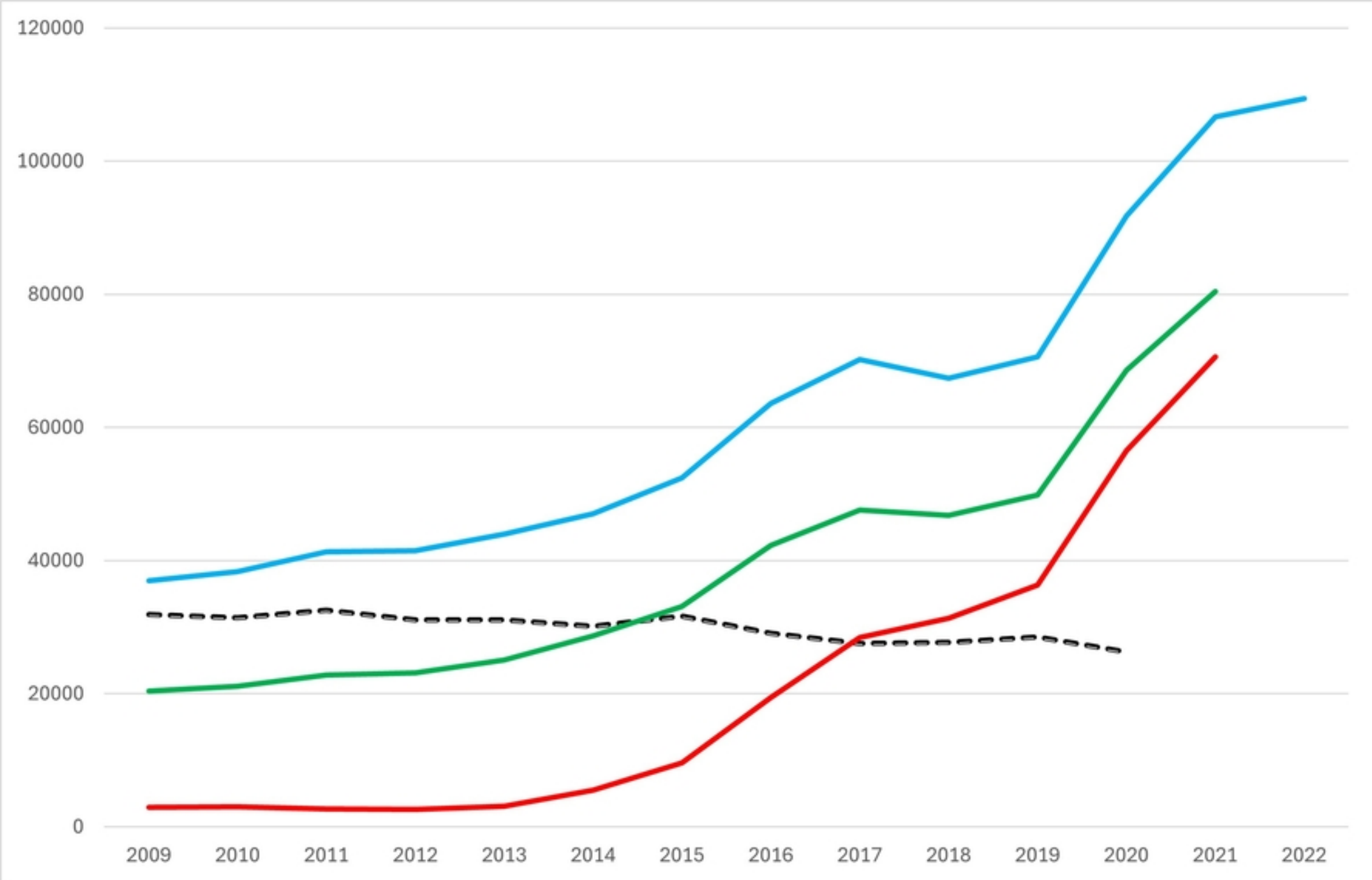


Figure 1

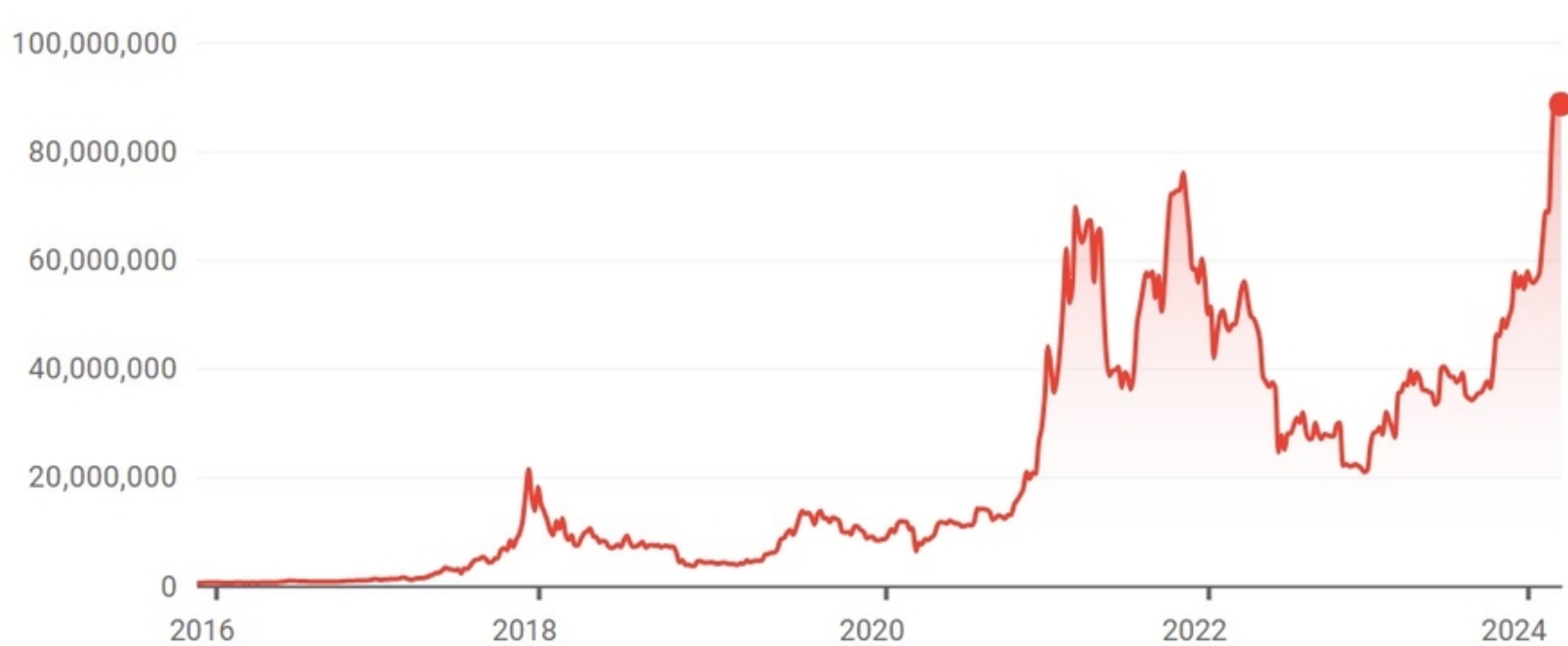


Figure 2

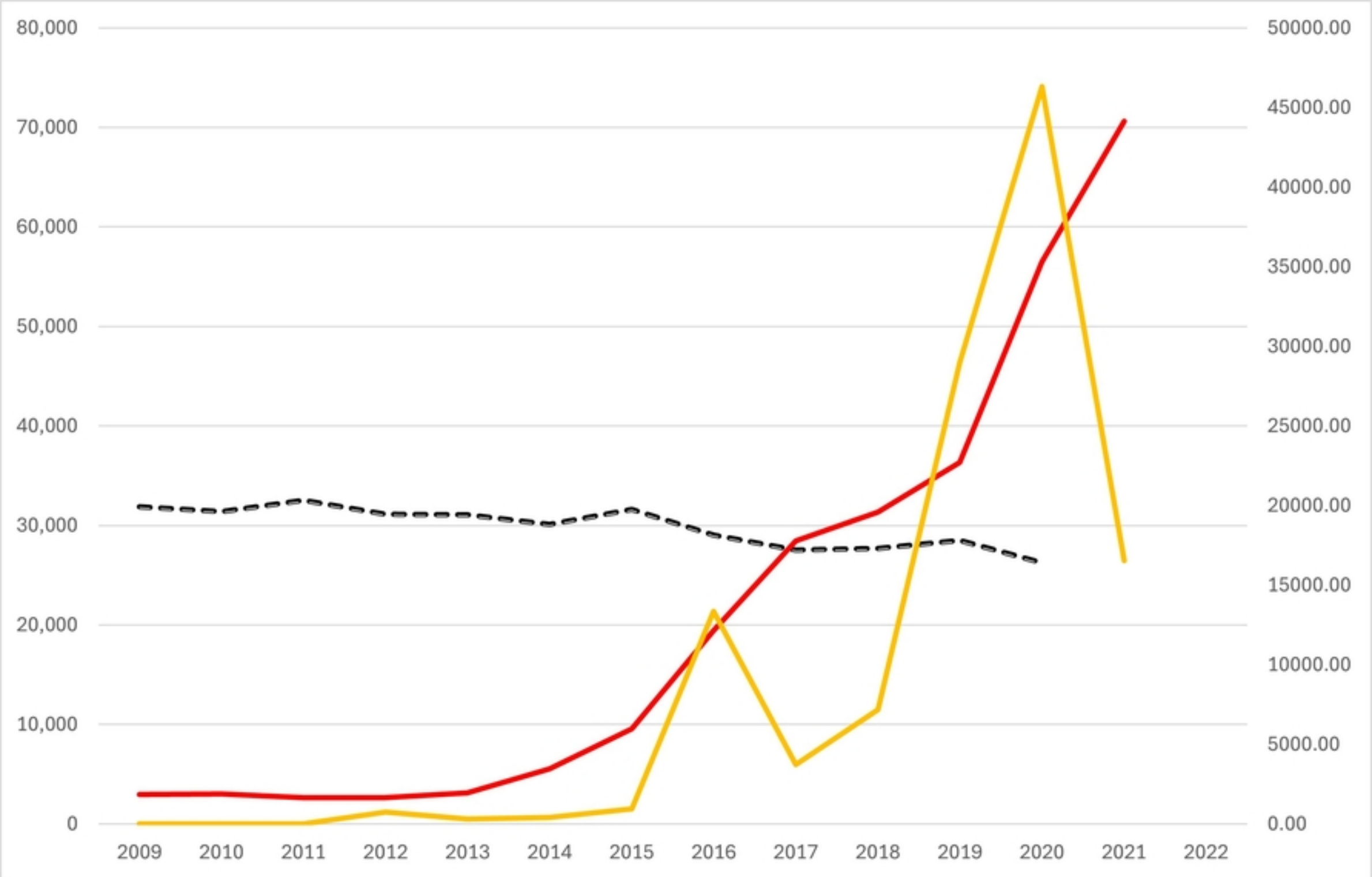


Figure 3