

1 The Adequacy of ANC services received and associated factors 2 among Women of Reproductive Age in Tanzania

3 Jovin R. Tibenderana ^{1†}

4 Sanun Ally Kessy ^{1†}

5 Dosanto Felix Mlaponi ¹

6 John Elyas Mtenga ²

7 Jomo Gimonge³

8 Ndinagwe Lloyd Mwaitete ²

9 Fabiola V Moshi³

10 ¹ Department of Epidemiology and Biostatistics, Kilimanjaro Christian Medical University College, P. O.
11 Box 2240 Moshi, Tanzania

12 ² Institute of Public Health, Kilimanjaro Christian Medical University College P. O. Box 2240 Moshi,
13 Tanzania

14 ³ Department of Clinical Nursing, The University of Dodoma, Dodoma, Tanzania

15 Corresponding author: Jovin R. Tibenderana, E-mail: jovintibe@gmail.com

16 † Authors contributed equally

17 Abstract

18 **Background:** ANC continues to be a vital and crucial component of care for expectant mothers and their
19 unborn children, not only by lowering maternal mortality but also perinatal deaths and connecting them to
20 postnatal treatment. There are limited information about the adequate Antenatal Care (ANC) services
21 coverage, therefore this study aimed at examining the proportion of ANC services coverage, distribution
22 pattern and its associated factors obtained by women of reproductive age (WRA) in Tanzania.

23 **NOTE:** This preprint reports new research that has not been certified by peer review and should not be used to guide clinical practice.

24 **Methods:** This was analytical cross-sectional study among women of reproductive age in Tanzania,
25 utilizing data from the Demographic and Health Surveys (DHS) 2022. Analysis considered the complex

26 survey design through application of weights, clustering and strata. Modified Poisson regression models
27 estimated the factors associated with adequate reception of ANC services among WRA in Tanzania. All
28 analyses were performed in STATA software version 18.

29 **Results:** The proportion of WRA who had received adequate ANC component coverage was 41%.
30 Distribution of ANC contents ranged from 0.5% to 41% for none to seven services respectively. Almost all
31 women (96.1%) had their baby's heartbeat checked. Various factors such as education, wealth index,
32 age, residence, number of ANC visits and birth order were significantly associated with uptake of ANC
33 services among WRA in Tanzania.

34 **Conclusion:** The overall findings suggest a notable disparity in the utilization of ANC services, as fewer
35 than half of women of reproductive age (WRA) are receiving sufficient ANC coverage. Therefore,
36 integrated approaches involving health care facilities and communities, innovative strategies targeting
37 young adults, and strengthening the policy of four or more ANC visits with regular monitoring and data
38 collection are recommended to improve ANC access, utilization, and alignment with WHO guidelines.

39 **Keywords:** Adequate, ANC components, associated factors, Tanzania

40

41 **Background**

42 ANC has remained a critical and pivotal point in pregnant mothers and their babies not only by reducing
43 maternal mortality but also perinatal deaths together with linkage to postnatal care (1,2). Globally 287,000
44 maternal deaths occur, out of which 70% occurred in sub-Saharan Africa with the highest Maternal
45 Mortality Ratio (MMR) of 545 per 100,000 livebirths in 2020 (3). In Tanzania, the maternal mortality ratio
46 is estimated at 104 deaths per 100,000 live births (4). The slow reduction of maternal mortality in Tanzania
47 continues to threaten the achievement of the global agendas of reducing maternal mortality to 70 deaths
48 per 100,000 live births by 2030 as per Sustainable Development Goal 3.1(5)(6).

49 Inadequate uptake of the ANC services and variation around low and middle income countries has led to
50 stagnation in reduction of maternal mortality rate in various areas of the country and pregnancy related
51 complications such as preeclampsia and GDM also resulting into poor childbirth outcomes(1,7,8).

52 In low- and middle-income countries, increased ANC coverage and high-quality healthcare can prevent
53 71% of neonatal deaths, 33% of stillbirths, and 54% of maternal deaths(9). Women who received more
54 visits and started ANC in first trimester are more likely to receive all routine services (10). Young women
55 and those with history of unintended pregnancy were less likely to receive sufficient component as well
56 as adequate ANC (11). Mothers who had less than four visits and who had unintended pregnancy were
57 less likely to receive adequate ANC component(12). Benage et al., highlighted that Regional difference
58 plays a role in adequate antenatal care component(13).

59 ANC includes the following services: risk identification; prevention and management of pregnancy-related
60 or concurrent diseases; and health education and promotion. The proportion of women with overall
61 adequate ANC ranged from 9.6% in Uganda (10), 11% and 19.6% in Ethiopia (11,12) to 21% in
62 Bangladesh (14). Studies from Tanzania, Kenya, and Rwanda have revealed inadequate counseling
63 during ANC, with just 68% of women receiving advice on birth preparedness, 55% on risk indications,
64 41% on family planning after childbirth, and 17% on nutrition (6). In Tanzania inadequate ANC was
65 reported in a rural district in eastern-central, where hemoglobin was measured in 22 % to 37 % of women
66 and Blood pressure measurement was most common service provided to about 69% and 87% of women
67 attending ANC (14–17) with the lowest coverage being urine sample taken (18,19).

68 Factors associated with adequate/ inadequate reception of ANC services among WRA include rural/urban
69 residence (9,15,20,21) education level(9,15,21–23) ,household wealth (15,21), use of private ANCs
70 (18,21,23), high risk pregnant women (21), number of ANC check-ups made by a woman during her
71 pregnancy (15), timely ANC initiation(24) age at marriage (15), maternal age, partner's encouragement to
72 attend ANC clinic (9) and having no current health complications (23).

73 There is a limited number of researches on adequate ANC services coverage and therefore this study
74 aims at examining the proportion of ANC services coverage, distribution pattern and its associated factors
75 obtained by WRA in Tanzania. The results of this study will provide insights to policy makers about the
76 different public health strategies to increase the coverage of adequate ANC services among pregnant
77 women

78 **Methods and materials**

79 **Study design and period**

80 This was analytical cross sectional study conducted by utilizing data collected from Tanzania
81 Demographic and Health Survey (TDHS) in 2022(4). Tanzania is the largest country in East
82 Africa, covering 940,000 square kilometers, 60,000 of which are inland and water and its
83 population in 2022 was estimated to be 61,741,120 with an annual population growth rate of
84 3.2% (4)(25) .

85 **Data source/extraction**

86 Once authorization was obtained via an online request outlining the purpose of the research,
87 the Measure Demographic and Health Surveys (DHS) website was accessed to obtain the
88 data. (<https://dhsprogram.com/>)

89 **Population of the study**

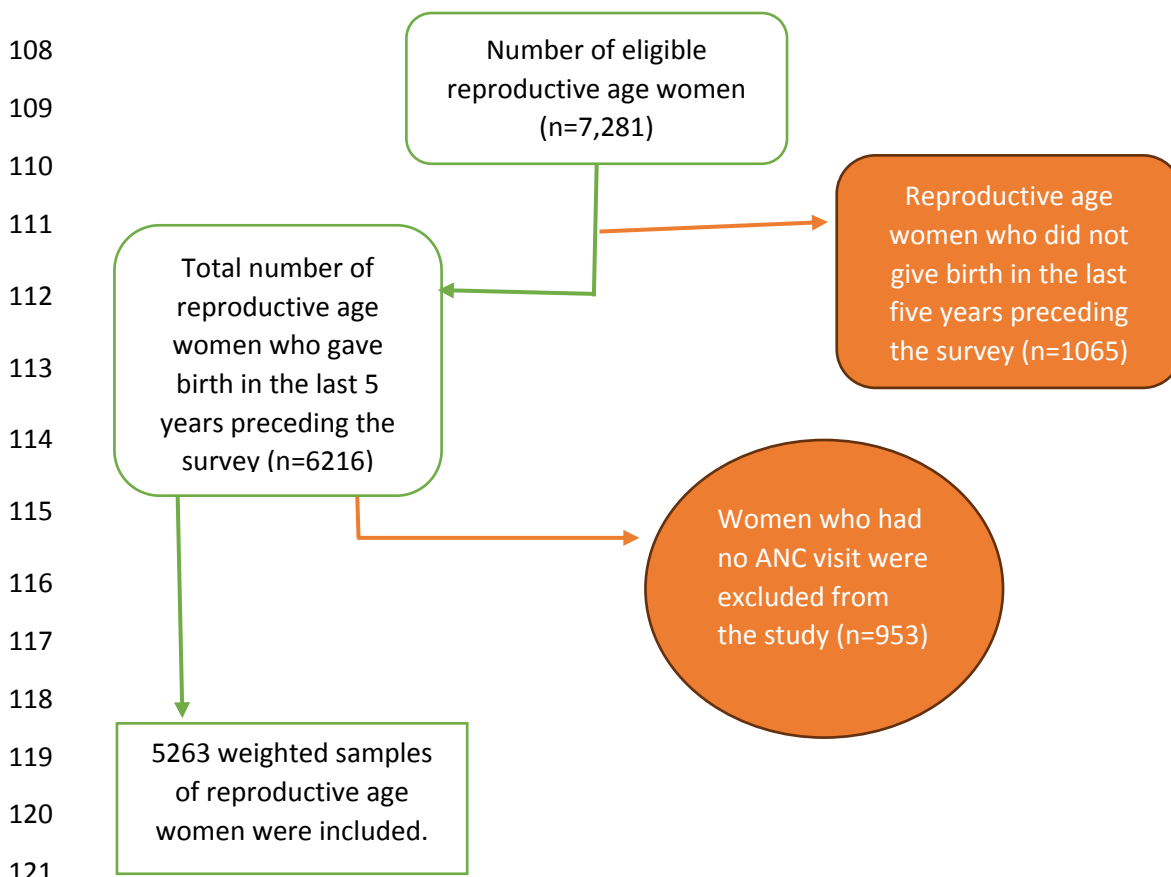
90 The study included all women of reproductive ages 15-49 years who have given birth in the
91 past 2 years prior on survey who had at least one ANC visit for their last child all over Tanzania.

92 **Eligibility criteria**

93 All women of reproductive age who gave birth during the five years prior to the survey and
94 who were discovered in the designated clusters at least one night before the data collection
95 period were included in the study; women without an ANC visit or with an unknown ANC visit
96 date were excluded. In consideration of this, 5,263 weighted samples of women in
97 reproductive age were included.

98 **Sampling technique**

99 A detailed description of the DHS sampling method can be found in NBS and TDHS (4)(25).
100 To obtain a complete representation of the target population, TDHS uses a two-stage
101 probability sampling technique from a sampling frame that is already in place, the census
102 frame. The sampling technique intends to provide national estimates for urban and rural areas
103 of Tanzania mainland and for Zanzibar. First sampling stage involved selection of primary
104 sampling units (PSUs) with probability proportion to size (PPS) within each stratum. The PSU
105 are Census Enumeration areas (EAs), the PSU also from the survey clusters. In the second
106 stage, households were selected proportionally from each EA by using a systematic sampling
107 method.



122 Fig 1: Schematic presentation showing the sampling and exclusion procedures to identify the
123 final sample size in 2022 TDHS.

124 Variables of the study.

125 Dependent variable

126 Binary outcome whether a women receive Adequacy (coded as 1=Yes), or inadequacy
127 (coded as 0=No) of ANC components, this was adopted from previous studies and defined
128 as Adequate if a woman received all 7 selected services during her ANC visit and
129 Inadequate if a woman received 6 or less selected ANC services (26,27).
130 Women of reproductive age were asked by health care provider as part of your antenatal
131 care during this pregnancy, did a healthcare provider do any of the following: Measure your
132 blood pressure, Take a urine sample, Take a blood sample, Listen to the baby's heartbeat,
133 talk with you about which foods you should eat, Talk with you about breastfeeding, ask you if
134 you had vaginal bleeding, and their answer was either Yes or No which was coded (1=Yes
135 and 0=No) (4,28).

136 Independent variables

137 The independent variables were classified as individual and community-level variables. The
138 individual-level variables include maternal age, marital status, educational status of women,
139 household wealth status, Birth order, Employment status, number of ANC Visits, Partner's
140 education. Whereas the place of residence of the study participants were considered as
141 community-level variables. The detailed information's about the explanatory factors were
142 presented in table 1

143 Table 1: description of the independent variable's categorization and definitions.

Variable	Definitions/categorizations
Education	Mothers' education was categories into three subcategories in which secondary and primary was combined into one category and coded as follow, No education, Primary/Secondary, or higher.
Marital status	Marital status was coded into two categories Married and unmarried (never in union, living with partner, widowed, divorced, no longer living together/separated was group into one category as unmarried).
Employment status	Employment status was categories into Not working and working, based on the previous studies working was derived by combining the following variables (legislators, administrators and manager, professionals, technicians and associate professionals, clerks, service workers and shop sales workers, skilled agricultural and fishery worker, craft and related workers, plant and machine operators and assembly, elementary

	occupations, Tanzania peoples defense force, national service, and others)
ANC Visits	The total number of ANC visit was ranging from 0 to 16, those who were coded 0 excluded from our since they do not meet inclusion criteria, then visit 1 to 3 was group into one category and coded as < 4 and ANC visit 4 to 16 was group into one category and coded as >4.
Wealth index	Wealth index was derived and categorized into three subcategories Poor (poorest and poorer), Middle, Rich (richer and richest)
Partner's education	Partner's education was categories into three subcategories in which secondary and primary was combined into one category and coded as follow, No education, Primary/Secondary, or higher.
Birth order	Birth order was a count number ranging from 0 to 5, those who were coded 0 excluded from our since they do not meet inclusion criteria however, we regrouped into 1 and 2+.
Age categories	To increase the power of the study and based on the previous literature mothers aged was coded into three groups as follows 15_24, 25_34 and 35_49.
Residence	Residence was coded as Urban and Rural.

144

145 Statistical analysis

146 Data cleaning and analysis performed using STATA version 18. Exploration of the data was
147 done to check for duplicates, unusual observations, and missing values prior to analysis. To
148 deal with Missing values on the exposure variables multiple imputation methods were applied
149 for the variables of less than 20% missing values. Some of the variables were re-categorized
150 based on previous literature and plausibility (26).

151 The data was set to consider the complex nature of survey design by application of weights,
152 primary sampling unit (cluster) and strata. Descriptive statistics were summarized using
153 frequency and proportions for categorical. Since the prevalence of the adequate receiving of
154 antenatal care services was greater than 10% so classical logistic regression was not fit for
155 modelling and may overestimate or underestimate the results therefore, we used the
156 alternative to logistic regression which fit model best based on the Akaike Information Criterion
157 (AIC) and Bayesian Information Criterion (BIC). To determine factors associated with the
158 receiving of the adequate ANC services the Poisson regression models were used as an
159 alternative to logistic regression, the model estimated the prevalence risk (PR) and 95%

160 confidence interval (CI) for improved precision of parameter estimates in accordance to other
161 studies(31).Variables which were significant during crude analysis were considered in the
162 adjusted analysis to determine the model which explain better the outcome of interest, then
163 we created several adjusted analysis models to identify independent variables linked to
164 receiving adequate ANC components.

165 **RESULTS**

166 **Services received by socio-demographic characteristics**

167 Table 1 highlights ANC services received by socio-demographic characteristics. Among 5,263 participants of this study, the mean (SD) age was
 168 28.9(7.1). More than half (range 54.1%-56%) of study participants with primary education received ANC components. More than half (range
 169 56.4%- 57.7%) of the respondents who were married received ANC components. The majority of respondents (range 66.3%-67.8%) who received
 170 ANC services were not working. Around half of participants (range 46.7%-53.1%) had less than four ANC visits. Some of the study participants
 171 (range 32.4%- 39.7%) who received ANC services were from poor households. Most of the study participants (range 65.5%- 67.7%) whose
 172 partners education was primary received ANC components. Slightly less than half of the participants (range 44.2%-45.4%) who received ANC
 173 services were young adults (24 to 35 years).

174

175 **Table 1: ANC services received by socio-demographic characteristics (N=5,263)**

	Blood pressure measured	Urine sample taken	Blood sample taken	Baby's heartbeats checked	Counselled about maternal diet	Counselled about breastfeeding	Asked about Vaginal bleeding
	Yes, n (%)	Yes, n (%)	Yes, n (%)	Yes, n (%)	Yes, n (%)	Yes, n (%)	Yes, n (%)
Education							
No education	663 (16.2)	590 (15.8)	906 (18.6)	963 (18.8)	586 (15.7)	586 (15.7)	581 (16.3)
Primary	2,255 (55.0)	2,025 (54.1)	2,698 (55.4)	2,863 (56.0)	2,065 (55.4)	2,065 (55.4)	1,988 (55.7)

Secondary or higher	1,180 (28.8)	1,128 (30.1)	1,267 (26.0)	1,285 (25.1)	1,078 (28.9)	1,078 (28.9)	1,001 (28.0)
Marital status							
Unmarried	1,771 (43.2)	1,622 (43.3)	2,059 (42.3)	2,229 (43.6)	1,625 (43.6)	1,625 (43.6)	1,558 (43.6)
Married	2,327 (56.8)	2,121 (56.7)	2,812 (57.7)	2,882 (56.4)	2,105 (56.4)	2,105 (56.4)	2,012 (56.4)
Employment status							
Not working	1,348 (32.9)	1,258 (33.6)	1,568 (32.2)	1,655 (32.4)	1,219 (32.7)	1,219 (32.7)	1,162 (32.6)
Working	2,749 (67.1)	2,484 (66.4)	3,303 (67.8)	3,457 (67.6)	2,511 (67.3)	2,511 (67.3)	2,408 (67.4)
ANC Visits							
<4	1,990 (48.6)	1,747 (46.7)	2,511 (51.5)	2,715 (53.1)	1,816 (48.7)	1,816 (48.7)	1,709 (47.9)
>4	2,108 (51.4)	1,996 (53.3)	2,360 (48.5)	2,396 (46.9)	1,914 (51.3)	1,914 (51.3)	1,862 (52.1)
Wealth index							
Poor	1,426 (34.8)	1,212 (32.4)	1,894 (38.9)	2,030 (39.7)	1,302 (34.9)	1,302 (34.9)	1,257 (35.2)
Middle	766 (18.7)	675 (18.0)	925 (19.0)	996 (19.5)	701 (18.8)	701 (18.8)	689 (19.3)
Rich	1,906 (46.5)	1,856 (49.6)	2,052 (42.1)	2,085 (40.8)	1,727 (46.3)	1,727 (46.3)	1,625 (45.5)
Partner's education							
No education	362 (8.8)	310 (8.3)	493 (10.1)	532 (10.4)	313 (8.4)	313 (8.4)	330 (9.2)
Primary	2,706 (66.0)	2,453 (65.5)	3,279 (67.3)	3,461 (67.7)	2,491 (66.8)	2,491 (66.8)	2,383 (66.8)
Secondary or higher	1,029 (25.1)	980 (26.2)	1,099 (22.6)	1,119 (21.9)	926 (24.8)	926 (24.8)	858 (24.0)
Birth order							
1	2,435 (59.4)	2,285 (61.1)	2,791 (57.3)	2,896 (56.7)	2,202 (59.0)	2,100 (58.2)	2,094 (58.7)
2+	1,663 (40.6)	1,457 (38.9)	2,081 (42.7)	2,215 (43.3)	1,528 (41.0)	1,511 (41.8)	1,476 (41.3)
Age categories							
15_24	1,339 (32.7)	1,216 (32.5)	1,639 (33.6)	1,725 (33.8)	1,233 (33.1)	1,233 (33.1)	1,184 (33.2)
25_34	1,830 (44.7)	1,698 (45.4)	2,151 (44.1)	2,258 (44.2)	1,687 (45.2)	1,687 (45.2)	1,589 (44.5)
35_49	928 (22.7)	829 (22.2)	1,082 (22.2)	1,128 (22.1)	810 (21.7)	810 (21.7)	797 (22.3)
Residence							
Urban	1,432 (35.0)	1,380 (36.9)	1,497 (30.7)	1,493 (29.2)	1,250 (33.5)	1,250 (33.5)	1,168 (32.7)
Rural	2,665 (65.0)	2,363 (63.1)	3,374 (69.3)	3,618 (70.8)	2,480 (66.5)	2,480 (66.5)	2,403 (67.3)

176

177

178 Proportion of adequacy of ANC services among WRA

179 In Tanzania, 41% of women of reproductive age (WRA) received sufficient ANC components. The rest, comprising the remaining percentage,
180 did not attain this level of adequacy in their ANC reception. (Figure 1)

181

182

183 ANC services coverage

184 Among women of reproductive age who received ANC for their most recent birth, the majority (77%) had their blood pressure measured, most of
185 them (70.4%) had a urine sample taken, 91.6% had a blood sample taken, and almost all (96.1%) had their baby's heartbeat checked. The
186 majority (70.1%) of women received counselling on maternal diet and breastfeeding (70.1%), and approximately two-third (67.1%) were asked
187 about vaginal bleeding (Figure 2).

188

189 Distribution patterns regarding the number of ANC services 190 obtained by WRA in Tanzania

191 Figure 2 shows the number of ANC services received by WRA. More than two-fifth (40.9%)
192 of study participants received all 7 ANC components. Almost one-fifth (16.3%) of the
193 respondents received 6 ANC components. Few participants (14%) received 5 ANC
194 components. More than one-tenth (12.1%) of the participants received 4 ANC components.
195 Very few (8.4%) of the respondents received 3 ANC components. Among participants 5.8%
196 and 2.3% of them received 2 and 1 ANC services respectively. Extremely few (0.5%) of the
197 participants did not receive any ANC component. (Figure 3)

198

199 Factors associated with adequate reception of ANC services

200 The factors that remained to be significant ($p < 0.05$) associated with associated with adequate
201 reception of ANC services in multivariable analysis among WRA in Tanzania were education,
202 ANC visits, wealth index, birth order, age and residence. Women with secondary or higher
203 education were more likely to receive adequate ANC services (RR= 1.42, 95% CI :1.22-1.66)
204 compared to those with no education. Respondents who had more than 4 ANC visits were
205 more likely to receive adequate ANC services (RR= 1.39, 95% CI :1.27-1.52) than those with
206 less than 4 ANC visits. Higher prevalence of receiving adequate ANC was among women who
207 were from rich house compared to those from poor household (RR= 1.42, 95% CI :1.22-
208 1.66). Participants whose birth order was 2+, were 10% less likely (RR= 0.90, 95% CI: 0.82-
209 0.99) to receive adequate ANC services than those whose birth order was 1. Older women
210 aged 35 years and above were more likely to receive adequate ANC services (RR =1.35,
211 95% CI :1.21-1.50) compared to the younger participants aged 15-24. Women residing in
212 rural areas were 18% less likely to receive adequate ANC services (RR =0.82, 95% CI :0.71-
213 0.95) compared to those in urban (Table 2).

214 **Table 2: Factors associated with adequate reception of ANC services among WRA in Tanzania**
215 **2022.**

Variable	Crude PR (95% CI)	Adjusted PR (95% CI)
Education		
No education	1	1
Primary	1.51(1.28-1.78)	1.27(1.09-1.50)
Secondary or higher	2.19(1.28-2.58)	1.42(1.22-1.66)
Marital status		
Unmarried	1	
Married	0.97(0.89-1.06)	
Employment status		
Not working	1	1
Working	0.89(0.80-0.98)	0.91(0.82-1.00)
ANC Visits		
<4	1	1
>4	1.63(1.48-1.78)	1.39(1.27-1.52)
Wealth index		
Poor	1	1
Middle	1.35(1.17-1.57)	1.19(1.03-1.37)
Rich	2.09(1.84-2.38)	1.42(1.22-1.66)
Partner's education		
No education	1	1
Primary	1.47(1.15-1.87)	1.09(0.85-1.38)
Secondary or higher	2.18(1.71-2.79)	1.19(0.94-1.51)
Birth order		
1	1	1
2+	0.77(0.69-0.86)	0.90(0.82-0.99)
Age categories		
15-24	1	1
25-34	1.21(1.10-1.34)	1.17(1.06-1.29)
35-49	1.22(1.09-1.36)	1.35(1.21-1.50)
Residence		
Urban	1	1
Rural	0.56(0.49-0.63)	0.82(0.71-0.95)

216 PR- Prevalence ratio

217 Discussion

218 The study aimed to determine the proportion of ANC component coverage, factors associated
219 with adequate reception of ANC services and distribution patterns regarding the number of
220 ANC services obtained by WRA in Tanzania.

221 The study found that 41% of WRA had received adequate ANC component coverage with
222 various factors such as education, wealth index, age, residence, number of ANC visits and
223 birth order were significantly associated with uptake of ANC services among WRA in
224 Tanzania.

225 Four out of ten women in Tanzania reported to have received adequate ANC component
226 coverage , this indicate that more than a half of the study respondents have inadequate uptake
227 of ANC services and this is in line with another researchers in Rwanda revealed that only one
228 in ten women utilized all ANC components, indicating low and inadequate uptake of ANC
229 components(32) whereas in Zambia, four out of ten women faced a similar issue(33). However
230 among sub Saharan countries, a study done in Ghana revealed that seven out of ten women
231 received adequate ANC components(34), this can be explained that early implementation of
232 the free maternal health care policy since 2008 where women who enrolled on the National
233 Health Insurance Scheme (NHIS) were having access to free maternal health services
234 including ANC

235 The study revealed that slightly less than half of the participants who received ANC services
236 were young adults, this can be explained that most of the reproductive women enrolled in
237 antenatal visits are at young adult age(35). This finding is in line with other studies done in
238 Ethiopia(36) and Kenya(37) showing the critical significance of focusing on this young adults
239 by employing an integrated approach not only to increase their utilization on ANC component
240 but also awareness of various ANC services on this group as they are less experienced.

241 Furthermore, our study revealed rising trends in antenatal care (ANC) visits which corresponds
242 to the increase in proportion of women receiving ANC components. We observed that the
243 percentage of women receiving anywhere from zero to seven ANC services ranged from 0.5%
244 to 41%, respectively. Interestingly, these findings differ slightly from a study conducted in
245 Ethiopia, where the proportions of women receiving zero and eight services were 2% and
246 15%, respectively (9). This variation in findings could be to differences in sample size and

247 study designs since our study covered the entire country, while the one done in Ethiopian had
248 a localized focus.

249 Education had been found to have significantly associate with uptake of ANC components, in
250 which women with secondary or higher education were more likely to receive adequate and
251 adequate ANC services compared to those with primary or informal education. This could be
252 because the educated women most likely have adequate knowledge on ANC services and
253 understand the importance of early booking for ANC as well as attending the recommended
254 four visits (38) hence they tend to value ANC services and will take advantage of this
255 compared to women with lower education (39). This finding is in line with a study done in
256 Ethiopia which revealed that higher education level of the woman being a significant factor in
257 determining adequate ANC utilization(40). Apart from being a major drive of socio-economic
258 status, education has a great chance to be empowered and improved health literacy(41)
259 highlighting the vital role that educational initiatives play in raising health literacy, enabling
260 women to prioritize and understand the need of prompt, all-inclusive ANC care, and ultimately
261 improving the health of mothers and their children.

262 Age was another factor highlighted in the study, in which middle adult women and above were
263 more likely to receive adequate ANC services compared to the young adult participants this
264 findings is consistent with another study done in Ghana which revealed that odds of adequate
265 ANC coverage were higher among older age groups compared to young adults (42), This can
266 be explained, as the age of the mother increases, it might increases their knowledge,
267 understandings, health literacy and experience of pregnancy and its related complications (43)
268 once again emphasizing the role of experience and education on ANC component utilization
269 as mothers age increases hence approaches that will include dynamic sharing and flow of
270 experience among the two groups under guide of professional personnel could be explored.

271 Furthermore, respondents who had more than four antenatal visits had more likely to receive
272 adequate ANC services than those with less than four ANC visits. In the same way as the
273 previous studies done in Myanmar(44) and Nigeria(27) . This can be due to adaptation of

274 the current WHO guideline which recommends 8 number of ANC contacts/visit, as more
275 frequent ANC visits increase opportunities to interact with health care workers and potentially
276 enhance health talks and ANC in general hence enhancing adequate number of ANC visits
277 should be in hand with human and material resources to ensure the best quality(27).

278 Respondents whose birth order was 2+, were less likely to receive adequate ANC services
279 than those whose birth order was one or less than two, this study result consistent with another
280 studies done in Kenya(37) and Zambia(45) and Haiti (46). This can be explained that high
281 parity women have less desire to use recommended ANC visits that is also observed in
282 Ethiopia due to the idea that they don't require services since they had previous pregnancy
283 and delivery experience may be the cause of this, less desire to use ANC leads to low ANC
284 visits that results to poor ANC quality (47). This highlights the negative effect that experience
285 can impose on ANC among high parity mothers calling the need to educate this group as
286 experience doesn't equate to ability handling of problems that can arise during pregnancy but
287 only awareness hence avoiding the misinterpretation.

288 Women residing in rural areas were less likely to receive adequate ANC services compared
289 to those residing in urban. This finding is consistent with another study conducted in sub-
290 Saharan countries which found that women residing in urban areas were three times more
291 likely to receive adequate ANC care than those in rural areas(33).But is inconsistent with study
292 done in Canada which revealed no significant differences in uptake of ANC services among
293 rural and urban residents(48) and Japan (49).

294 This could be due to difference in health sector policies, availability of adequate number of
295 skilled health care personnels and infrastructural development between developed high-
296 income countries like Canada and Japan compared to developing low middle income countries
297 like Tanzania. Therefore, increasing the availability of trained healthcare workers and making
298 numerous attempts to enhance accessibility particularly in primary care, can close the gap on
299 the two groups' adequate use of ANC components. Many rural communities lack readily

300 accessible health care facilities, particularly those equipped to provide comprehensive
301 antenatal care (ANC)(50) .

302 Women who were from rich families/households were more likely to receive adequate ANC
303 compared to those from poor household which is consistent with other study done in
304 Zambia(51) . This can be clarified by stating that, participants in this study who lived on higher
305 household incomes may have more resources available such as access to transportation or
306 the ability to travel far distances to the ANC clinics within the areas with the expectation of
307 receiving better quality care(52).

308 The strength of our study lies in its large sample size and nationwide coverage, ensuring
309 representation across diverse demographics and geographic regions. This comprehensive
310 approach enhances the generalizability of our findings to the broader population, making them
311 valuable for government, policymakers, and stakeholders involved in maternal and child health
312 initiatives. Moreover, our study stands as the first of its kind to thoroughly examine the factors
313 influencing and distribution of adequate antenatal care services received in the country,
314 addressing a significant information gap. However, it's important to acknowledge the
315 limitations inherent in our research design. Utilizing a cross-sectional approach means that
316 data was collected at a single point in time, restricting our ability to establish causality between
317 variables. Therefore, further qualitative research involving women, healthcare providers, and
318 facilities is essential to gain deeper insights into the determinants of ANC component
319 adequacy and the nuances of care delivery.

320 **Conclusion and recommendation**

321 The overall findings indicate a significant gap in the uptake of antenatal care (ANC) services
322 among women of reproductive age, with only 41% receiving adequate ANC coverage. Due to
323 the findings from our study, we advocate for the strengthening of policies promoting eight or
324 more ANC visits which could enhances the uptake of the recommended ANC components.
325 Factors such as urban residence, four or more ANC visits, formal education, middle adult, and

326 higher wealth status significantly influenced ANC component uptake. Addressing these
327 disparities requires expanding health insurance coverage and poverty reduction policies.
328 Integrated approaches involving health care facilities and communities, as well as innovative
329 strategies targeting young adults, are recommended to improve ANC access and utilization.
330 Strengthening the policy of four or more ANC visit with regular monitoring and data collection
331 are also crucial for aligning ANC services with current WHO guidelines and improving overall
332 ANC contact and utilization rates.

333 **Acknowledgments**

334 The authors are grateful to MEASURE DHS for providing them with the data set.

335 **Funding**

336 This research did not receive any specific grant from funding agencies in the public,
337 commercial, or not-for-profit sectors.

338 **Disclosure**

339 The authors report no conflicts of interest in this work.

340 **Abbreviations**

341 AIC; Akaike Information Criteria; ANC, Antenatal Care; BIC, Bayesian Information Criteria CI,
342 Confidence Interval; DHS; Demographic and Health Survey; EA; Enumeration Area; MMR,
343 Maternal Mortality Ratio; GDM, Gestational Diabetes Mellitus; NBS, National Bureau of
344 Statistics; PR, Prevalence Risk; PSU, Primary Sampling Unit; WRA, Women of Reproductive
345 Age; TDHS, Tanzania Demographic and Health Survey

346

347 **Authorship contributions**

348 Jovin R Tibenderana and Sanun Ally Kessy: Conceptualization, Data curation, Formal
349 analysis, Methodology, Visualization, Writing – original draft, Writing – review & editing.
350 Ndinagwe Lloyd Mwaitete and John Elyas Mteng: Writing – original draft, Writing – review &
351 editing, Visualization. Jomo Gimonge and Dosanto Felix Mlaponi: Writing – review & editing,
352 Visualization. Fabiola Moshi: Writing – review & editing, Supervision.

353

354

355

356

357

358

359

360

361

362

363

364

365

366

367

368

369

370 **References**

371 1. Annie Kearns, Taylor Hurst, Jacquelyn Caglia AL. Focused Antenatal Care in

- 372 Tanzania. 2014;
- 373 2. Raymond VG, Ndalla MM, Tibenderana JR. Antenatal care access in Tanzania:
374 progress, challenges, and recommendations for a healthier maternal and child well-
375 being. *Int J Surg Glob Heal*. 2023;6(6):1–2.
- 376 3. WHO, UNICEF U. Trends in Maternal Mortality: 1990 to 2015. *Revmatologija*.
377 2005;13(1):41–4.
- 378 4. Demographic and Health Surveys. Demographic and Health Survey and Malaria
379 Indicator Survey (TDHS-MIS). 2022.
- 380 5. Otundo Richard M. WHO Recommendations on Antenatal Care for a Positive
381 Pregnancy Experience in Kenya. *SSRN Electron J*. 2019;(January):1–10.
- 382 6. Massenga J, Jeremiah K, Kitinya W, Kim YM, van Roosmalen J, van den Akker T.
383 Receiving antenatal care components and associated factors in Northwestern
384 Tanzania. *PLoS One*. 2023;18(4 April):1–18.
- 385 7. Nyasiro SG, Theodora ALB, Stephen MK. Factors influencing men’s involvement in
386 antenatal care services: a cross-sectional study in a low resource setting, Central
387 Tanzania. *Reprod Health*. 2019;16(52):1–10.
- 388 8. Gibore NS, Ezekiel MJ, Meremo A, Munyogwa MJ, Kibusi SM. Determinants of men’s
389 involvement in maternity care in dodoma region, central Tanzania. *J Pregnancy*.
390 2019;2019.
- 391 9. Shiferaw K, Mengistie B, Gobena T, Dheresa M, Seme A. Extent of received
392 antenatal care components in ethiopia: A community-based panel study. *Int J*
393 *Womens Health*. 2021;13:803–13.
- 394 10. Benova L, Dennis ML, Lange IL, Campbell OMR, Waiswa P, Haemmerli M, et al. Two
395 decades of antenatal and delivery care in Uganda: A cross-sectional study using
396 Demographic and Health Surveys. *BMC Health Serv Res*. 2018;18(1):1–15.
- 397 11. Bayou YT, Mashalla YS, Thupayagale-Tshweneagae G. The adequacy of antenatal
398 care services among slum residents in Addis Ababa, Ethiopia. *BMC Pregnancy*
399 *Childbirth [Internet]*. 2016;16(1):1–10. Available from:
400 <http://dx.doi.org/10.1186/s12884-016-0930-z>
- 401 12. Haile D, Habte A BB. Determinants of Frequency and Content of Antenatal Care in
402 Postnatal Mothers in Arba, Ethopia. *Int J Womens Health*. 2020;953–64.
- 403 13. Benage M, Gregg Greenough P, Vinck P, Omeira N, Pham P. An assessment of

- 404 antenatal care among Syrian refugees in Lebanon. *Confl Health*. 2015;9(1):1–11.
- 405 14. Islam MM, Masud MS. Determinants of frequency and contents of antenatal care
406 visits in Bangladesh: Assessing the extent of compliance with the WHO
407 recommendations. *PLoS One*. 2018;13(9):1–22.
- 408 15. Agha S, Tappis H. The timing of antenatal care initiation and the content of care in
409 Sindh, Pakistan. *BMC Pregnancy Childbirth* [Internet]. 2016;16(1):1. Available from:
410 <http://dx.doi.org/10.1186/s12884-016-0979-8>
- 411 16. Rustagi R, Basu S, Garg S, Singh MM, Mala YM. Utilization of antenatal care services
412 and its sociodemographic correlates in urban and rural areas in Delhi, India. *Eur J*
413 *Midwifery*. 2021;5:1–5.
- 414 17. Kpordoxah MR, Issah AN, Yeboah D, Mruts KB, Boah M. Assessing the association
415 between an early and recommended number of focused antenatal care visits and the
416 number of prenatal care content received before delivery in Ethiopia. *PLoS One*
417 [Internet]. 2023;18(3 March):1–12. Available from:
418 <http://dx.doi.org/10.1371/journal.pone.0282694>
- 419 18. Benova L, Tunçalp Ö, Moran AC, Campbell OMR. Not just a number: Examining
420 coverage and content of antenatal care in low-income and middle-income countries.
421 *BMJ Glob Heal*. 2018;3(2):1–11.
- 422 19. Nyamtema AS, Jong AB, Urassa DP, Hagen JP, van Roosmalen J. The quality of
423 antenatal care in rural Tanzania: what is behind the number of visits? *BMC Pregnancy*
424 *Childbirth*. 2012;12(December 2010).
- 425 20. Islam AZ. Factors affecting modern contraceptive use among fecund young women in
426 Bangladesh: Does couples' joint participation in household decision making matter?
427 *Reprod Health*. 2018;15(1):1–9.
- 428 21. Tran TK, Gottvall K, Nguyen HD, Ascher H, Petzold M. Factors associated with
429 antenatal care adequacy in rural and urban contexts-results from two health and
430 demographic surveillance sites in Vietnam. *BMC Health Serv Res* [Internet].
431 2012;12(1):40. Available from: <http://www.biomedcentral.com/1472-6963/12/40>
- 432 22. Acharya Y, James N, Thapa R, Naz S, Shrestha R, Tamang S. Content of antenatal
433 care and perception about services provided by primary hospitals in Nepal: A
434 convergent mixed methods study. *Int J Qual Heal Care*. 2021;33(2):1–10.
- 435 23. Mourtada R, Bottomley C, Houben F, Bashour H, Campbell OMR. A mixed methods

- 436 analysis of factors affecting antenatal care content: A Syrian case study. PLoS One.
437 2019;14(3):1–24.
- 438 24. Amouzou A, Leslie HH, Ram M, Fox M, Jiwani SS, Requejo J, et al. Advances in the
439 measurement of coverage for RMNCH and nutrition : from contact to effective
440 coverage. 2019;
- 441 25. NBS Tanzania. National Bureau of Statistics [Internet]. Manufacturing Index. 2023
442 [cited 2023 Dec 16]. p. 4–7. Available from:
443 <https://www.nbs.go.tz/index.php/en/%0Ahttp://www.nigerianstat.gov.ng/>
- 444 26. Negash WD, Fetene SM, Shewarega ES, Fentie EA, Asmamaw DB, Teklu RE, et al.
445 Multilevel analysis of quality of antenatal care and associated factors among pregnant
446 women in Ethiopia : a community based cross- - sectional study. 2022;
- 447 27. Gelagay AA, Belachew TB, Asmamaw DB, Bitew DA. Inadequate receipt of ANC
448 components and associated factors among pregnant women in Northwest Ethiopia ,
449 2020 – 2021 : a community - based cross - sectional study. *Reprod Health* [Internet].
450 2023;1–9. Available from: <https://doi.org/10.1186/s12978-023-01612-0>
- 451 28. Croft, Trevor N., Allen, Courtney K., Zachary, Blake W., et al. 2023. Guide to DHS
452 Statistics. Rockville, Maryland, USA: ICF
453 Croft, Trevor N., Allen, Courtney K., Zachary,
454 Blake W., et al. 2023. Guide to DHS Statistics. Rockville, Maryland UI. Guide to DHS
455 Statistics DHS-7. *Demogr Heal Surv Progr*. 20AD;7(version 2).
- 455 29. Abebe GF, Alie MS, Girma D, Mankelkl G, Berchedi AA, Negesse Y. Determinants of
456 early initiation of first antenatal care visit in Ethiopia based on the 2019 Ethiopia mini-
457 demographic and health survey: A multilevel analysis. *PLoS One* [Internet]. 2023;18(3
458 March):1–18. Available from: <http://dx.doi.org/10.1371/journal.pone.0281038>
- 459 30. Shiferaw K. Extent of Received Antenatal Care Components in Ethiopia : A
460 Community-Based Panel Study. 2021;803–13.
- 461 31. Aluísio JD Barros VNH. Current state and prospects for development of domestic
462 equipment for hemodialysis with dialyzate regeneration. *Biomed Eng (NY)*.
463 2003;37(1):16–21.
- 464 32. Sserwanja Q, Nuwabaine L, Gatasi G, Wandabwa JN, Musaba MW. Factors
465 associated with utilization of quality antenatal care: a secondary data analysis of
466 Rwandan Demographic Health Survey 2020. *BMC Health Serv Res* [Internet].
467 2022;22(1):1–10. Available from: <https://doi.org/10.1186/s12913-022-08169-x>

- 468 33. Chukwuma A, Wosu AC, Mbachu C, Weze K. Quality of antenatal care predicts
469 retention in skilled birth attendance: A multilevel analysis of 28 African countries. *BMC*
470 *Pregnancy Childbirth*. 2017;17(1):1–10.
- 471 34. Anaba EA, Alor SK, Badzi CD. Utilization of antenatal care among adolescent and
472 young mothers in Ghana; analysis of the 2017/2018 multiple indicator cluster survey.
473 *BMC Pregnancy Childbirth* [Internet]. 2022;22(1):1–8. Available from:
474 <https://doi.org/10.1186/s12884-022-04872-z>
- 475 35. Bintabara D, Mohamed MA, Mghamba J, Wasswa P, Mpembeni RNM. Birth
476 preparedness and complication readiness among recently delivered women in
477 chamwino district, central Tanzania: A cross sectional study “Obstetrics.” *Reprod*
478 *Health* [Internet]. 2015;12(1):1–8. Available from: ???
- 479 36. Kebede DB, Belachew YB, Selbana DW, Gizaw AB. Maternal Satisfaction with
480 Antenatal Care and Associated Factors among Pregnant Women in Hossana Town.
481 *Int J Reprod Med*. 2020;2020:1–8.
- 482 37. Afulani PA, Buback L, Essandoh F, Kinyua J, Kirumbi L, Cohen CR. Quality of
483 antenatal care and associated factors in a rural county in Kenya: An assessment of
484 service provision and experience dimensions. *BMC Health Serv Res*. 2019;19(1):1–
485 16.
- 486 38. Arefaynie M, Kefale B, Yalew M, Adane B, Dewau R, Damtie Y. Number of antenatal
487 care utilization and associated factors among pregnant women in Ethiopia: zero-
488 inflated Poisson regression of 2019 intermediate Ethiopian Demography Health
489 Survey. *Reprod Health* [Internet]. 2022;19(1):1–10. Available from:
490 <https://doi.org/10.1186/s12978-022-01347-4>
- 491 39. Mweteni W, Kabirigi J, Matovelo D, Laisser R, Yohani V, Shabani G, et al.
492 Implications of power imbalance in antenatal care seeking among pregnant
493 adolescents in rural Tanzania: A qualitative study. *PLoS One* [Internet]. 2021;16(6
494 June 2021):1–19. Available from: <http://dx.doi.org/10.1371/journal.pone.0250646>
- 495 40. Arsenault C, Jordan K, Lee D, Dinsa G, Manzi F, Marchant T, et al. Articles Equity in
496 antenatal care quality : an analysis of 91 national household surveys. *Lancet Glob*
497 *Heal* [Internet]. 6(11):e1186–95. Available from: [http://dx.doi.org/10.1016/S2214-](http://dx.doi.org/10.1016/S2214-109X(18)30389-9)
498 [109X\(18\)30389-9](http://dx.doi.org/10.1016/S2214-109X(18)30389-9)
- 499 41. Haftu A, Hagos H, Mehari MA, Gher B. Pregnant women adherence level to antenatal
500 care visit and its effect on perinatal outcome among mothers in Tigray Public Health

- 501 institutions, 2017: Cohort study. BMC Res Notes [Internet]. 2018;11(1):1–6. Available
502 from: <https://doi.org/10.1186/s13104-018-3987-0>
- 503 42. Duodu PA, Bayuo J, Mensah JA, Aduse-Poku L, Arthur-Holmes F, Dzomeku VM, et
504 al. Trends in antenatal care visits and associated factors in Ghana from 2006 to 2018.
505 BMC Pregnancy Childbirth [Internet]. 2022;22(1). Available from:
506 <https://doi.org/10.1186/s12884-022-04404-9>
- 507 43. WHO. WHO Recommendation on Antenatal Care for a Positive Pregnancy
508 Experience: Summary. Lancet [Internet]. 2018;387(10017):1–10. Available from:
509 <https://iris.who.int/bitstream/handle/10665/259947/WHO-RHR-18.02-eng.pdf>
- 510 44. Mugo NS, Mya KS, Raynes-Greenow C. Country compliance with WHO-
511 recommended antenatal care guidelines: Equity analysis of the 2015-2016
512 Demography and Health Survey in Myanmar. BMJ Glob Heal. 2020;5(12):1–14.
- 513 45. Kyei NNA, Chansa C, Gabrysch S. Quality of antenatal care in Zambia: A national
514 assessment. BMC Pregnancy Childbirth. 2012;12.
- 515 46. Mirkovic KR, Lathrop E, Hulland EN, Jean-Louis R, Lauture D, D’Alexis GD, et al.
516 Quality and uptake of antenatal and postnatal care in Haiti. BMC Pregnancy
517 Childbirth. 2017;17(1):1–10.
- 518 47. Muchie KF. Quality of antenatal care services and completion of four or more
519 antenatal care visits in Ethiopia: A finding based on a demographic and health survey.
520 BMC Pregnancy Childbirth. 2017;17(1):1–7.
- 521 48. Bacciaglia M, Neufeld HT, Neiterman E, Krishnan A, Johnston S, Wright K.
522 Indigenous maternal health and health services within Canada: a scoping review.
523 BMC Pregnancy Childbirth [Internet]. 2023;23(1):1–14. Available from:
524 <https://doi.org/10.1186/s12884-023-05645-y>
- 525 49. Article R. A Review of Maternal and Child Health Status in Canada and Japan –
526 Reinvigorating Maternal and Child Health Handbook. 2019;2(1):1–9.
- 527 50. Laksono AD, Rukmini R, Wulandari RD. Regional disparities in antenatal care
528 utilization in Indonesia. PLoS One [Internet]. 2020;15(2):1–13. Available from:
529 <http://dx.doi.org/10.1371/journal.pone.0224006>
- 530 51. Hibusu L, Sumankuuro J, Gwelo NB, Akintola O. Pregnant women’s satisfaction with
531 the quality of antenatal care and the continued willingness to use health facility care in
532 Lusaka district, Zambia. BMC Pregnancy Childbirth [Internet]. 2024;24(1):1–16.

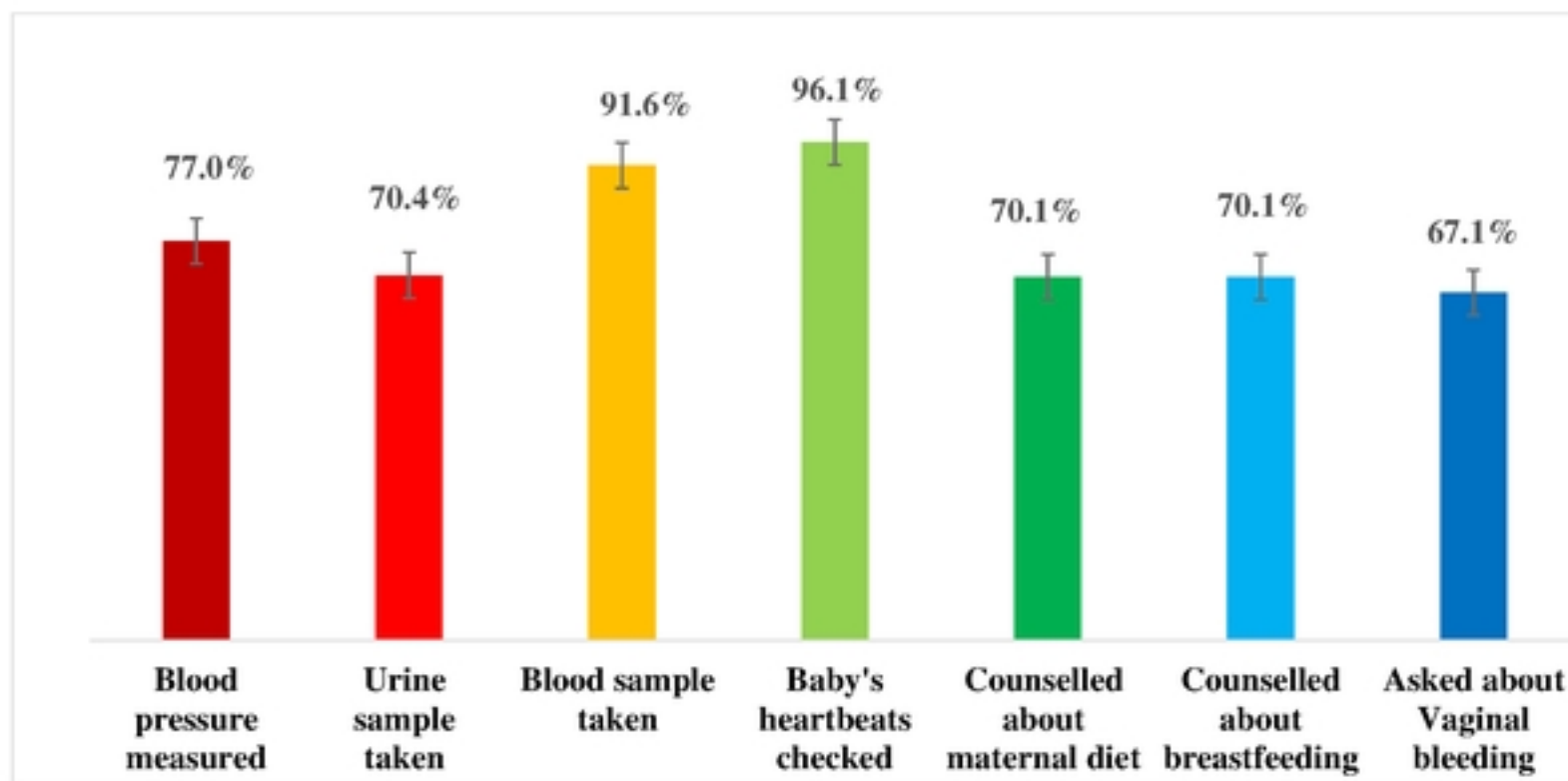
533 Available from: <https://doi.org/10.1186/s12884-023-06181-5>

534 52. Sumankuuro J, Crockett J, Wang S. The use of antenatal care in two rural districts of
535 Upper West Region, Ghana. PLoS One. 2017;12(9):1–18.

536

537

538



1

2 **Figure 2: Services of antenatal care (Among women who received ANC for their recent birth, the percentage with selected services)**

medRxiv preprint doi: <https://doi.org/10.1101/2024.03.20.24304603>; this version posted March 22, 2024. The copyright holder for this preprint **(which was not certified by peer review)** is the author/funder, who has granted medRxiv a license to display the preprint in perpetuity.
It is made available under a [CC-BY 4.0 International license](#) .

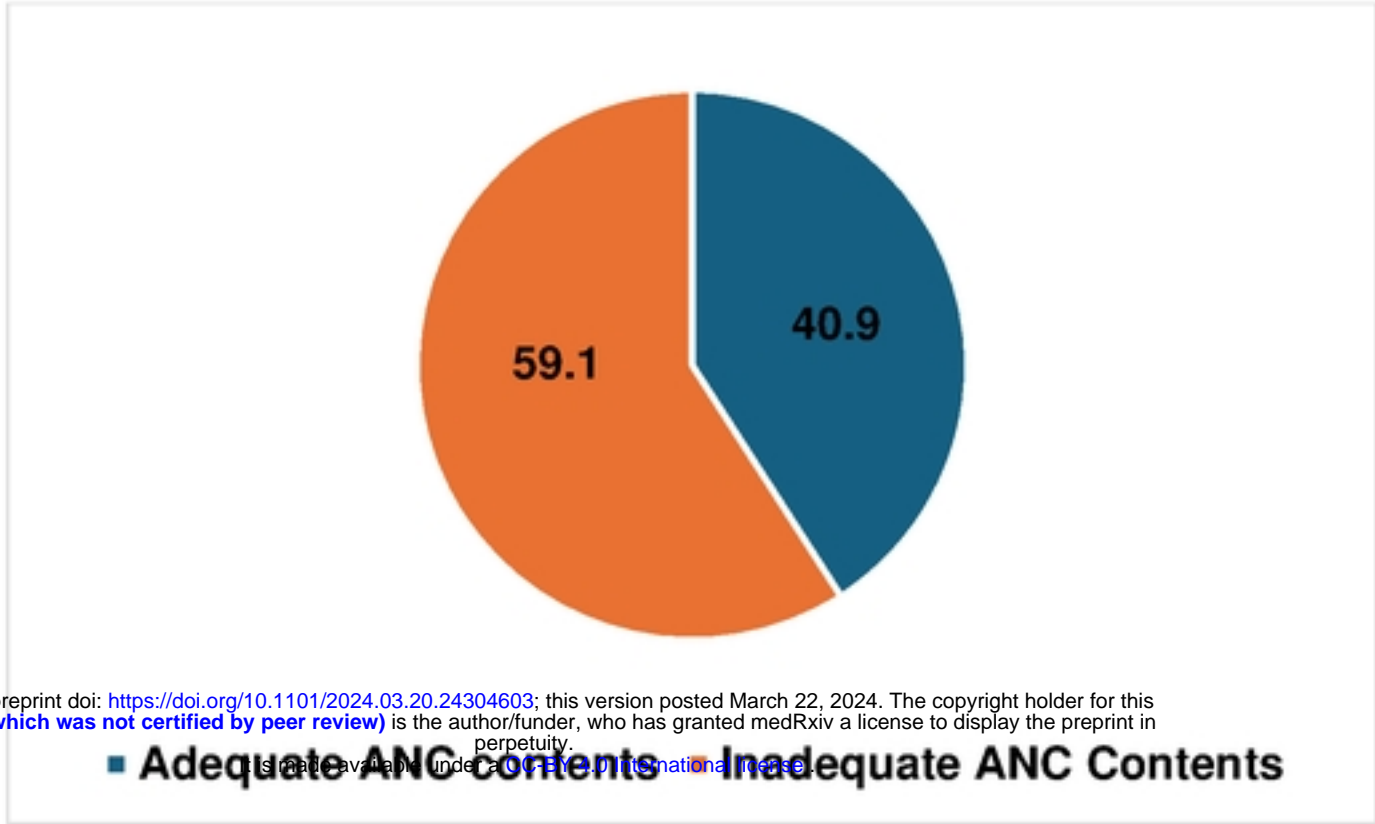


Figure 1: Proportion of adequacy and inadequacy reception of ANC services

medRxiv preprint doi: <https://doi.org/10.1101/2024.03.20.24304603>; this version posted March 22, 2024. The copyright holder for this preprint (which was not certified by peer review) is the author/funder, who has granted medRxiv a license to display the preprint in perpetuity. It is made available under a [CC-BY 4.0 International license](https://creativecommons.org/licenses/by/4.0/).

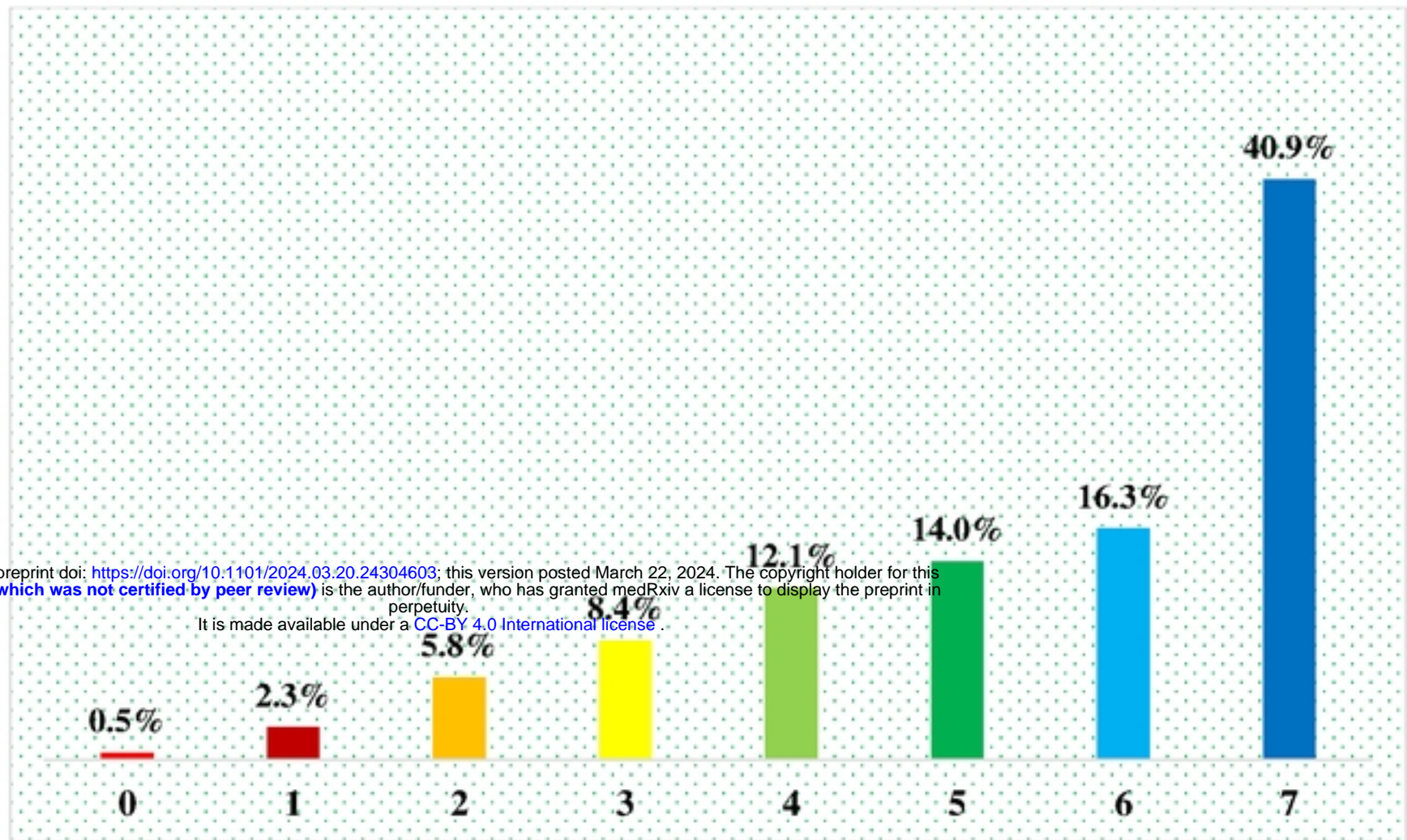


Figure 3: Distribution patterns regarding the number of ANC services obtained by WRA in Tanzania