

1     **Aeron vs. Gaming Chair - Performance, Perception and Muscle Stiffness in Video Game**  
2                                     **Players: A Comparative Investigation**

3  
4  
5  
6  
7  
8  
9  
10  
11  
12  
13  
14  
15  
16  
17  
18  
19  
20  
21  
22  
23

Joanne DiFrancisco-Donoghue<sup>1</sup>; Hallie Zwibel<sup>2</sup>; and William G Werner<sup>3</sup>

<sup>1</sup>New York Institute of Technology, College of Osteopathic Medicine (NYITCOM), Department of Osteopathic Medicine, Old Westbury, NY, USA; <sup>2</sup>NYITCOM, Department of Family Medicine, Old Westbury, NY, USA; <sup>3</sup>NYIT School of Health Professions, Department of Physical Therapy, Old Westbury, NY, USA

**Corresponding Author:**

Joanne DiFrancisco-Donoghue, Ph.D. ACSM-CEP

PO Box Northern Blvd.

NYIT/Academic Health Care Center

Old Westbury, NY 11568 USA

[jdonoghu@nyit.edu](mailto:jdonoghu@nyit.edu)

516-686-3759

ORCID- 0000-0002-0848-3022

24  
25  
26  
27  
28  
29  
30  
31  
32  
33  
34  
35  
36  
37  
38  
39  
40  
41  
42  
43

## Abstract

This study compared an Aeron office chair and a commercial gaming chair (GC) on muscle stiffness (MS), performance, and perceptions during a 2-hour gaming session.

Thirty-three esports players ( $23 \pm 4.9$ ) signed consent to participate in this mixed-methods randomized study. Subjects played League of Legends (LoL) in a controlled environment for two 2-hour sessions. MS was measured using oscillation frequency. Investigators recorded evaluations, game statistics, and player perceptions.

Descriptive statistics showed lower MS in the thoracic and lumbar region (left -4.4% vs. 0.32%; -2.7% vs. -2.1%; right 0.2% vs. 8.3%; 7% vs. 10.8%). The upper shoulder was higher in the GC only on the right (9.2% vs. -6.4; left 4.7 vs. 7.5). Most participants preferred the GC (58%), and players won 25% more and achieved 15% more kills in the GC.

The GC exhibited lower levels of muscle stiffness in the thoracic and lumbar regions. This data suggests that the GC is the preferred choice among this group of LoL gamers and is associated with enhanced performance.

Keywords: gaming, fatigue, back pain, ergonomics, esports

## 44 **Background**

45 Ergonomic studies that evaluate seats and workstations frequently assess comfort and  
46 discomfort. The terms "sitting comfort" and "sitting discomfort" were defined as distinct  
47 concepts connected to several aspects: discomfort is related to biomechanics and fatigue  
48 concerns, while comfort is connected to a sense of well-being and aesthetics. (1) In other words,  
49 a decrease in pain does not necessarily result in a rise in comfort. The absence of discomfort does  
50 not necessarily correlate with comfort. Comfort does not always follow from the absence of pain.  
51 (2) Generally, it has been theorized that chairs must fit a user's anthropometrics (body  
52 measurements) to eliminate discomfort while sitting. Therefore, gaming chair designs are  
53 continuously being modified to reduce discomfort and prevent injuries and disorders, and  
54 ergonomic gaming chairs are continually being created. The standard ergonomic  
55 recommendation is to try and maintain an upright position to be comfortable sitting in a chair.  
56 However, people cannot maintain an erect upright posture for long periods, and fatigue causes  
57 discomfort, causing sitters to slouch forward in their seats. (3) The upright posture is only  
58 maintained for 15 minutes, according to Fenety et al. (3)

59 In research conducted by DiFrancisco-Donoghue et al. (4), 42% of collegiate esports players  
60 reported experiencing neck and back pain. Additionally, more than 40% of these individuals  
61 acknowledged not engaging in any form of physical exercise. A subsequent study by the same  
62 team in 2020 revealed that these collegiate esports players had approximately 15% less muscle  
63 mass compared to age-matched peers. This convergence of factors heightens the risk of  
64 musculoskeletal problems and discomfort during prolonged gaming sessions.

65

66 Physical deconditioning, paired with a lack of regular exercise, might predispose these  
67 individuals to onset neck pain (NP) stemming from poor postural habits. A leading cause of  
68 chronic neck pain (CNP) is the forward protraction of the head, resulting in accentuated lordosis  
69 in the cervical region and subsequent muscle weakening. This positioning can further lead to  
70 complications like neuromuscular dysfunction, as noted by Kang & Kim.(5) Such impairments  
71 could detrimentally affect esports players by disrupting focus, slowing physical response time  
72 due to neuromuscular dysfunction, and reducing their endurance and capacity to play for  
73 extended durations.

74  
75 While examining office chairs, the degree of discomfort rose over time sitting and was unrelated  
76 to chair design.(2) Previous studies have found a higher rating of comfort in chairs that people  
77 felt were appealing in style and well-made and noted two identical chairs would elicit different  
78 ratings of comfort, depending on the aesthetics of the cloth material used to cover the chairs.(1)  
79 There is no literature, however, that has examined any of these factors on comfort and  
80 discomfort in gaming chairs and how this may impact performance.

81  
82 MS and discomfort while gaming for prolonged periods is best assessed in the natural gaming  
83 environment because it is dependent on the task of the game as well as a variety of other factors  
84 related to the individual personal setup preferences. (2)

85 This study investigates how chair design differences between a typical Aeron office chair and a  
86 specific gaming chair influence discomfort during extended gaming sessions for 2 hours.

87 Additionally, it assesses the impact of chair design on muscular postural characteristics,

88 particularly MS. Other objectives are to evaluate gaming performance based on chair type and  
89 ascertain whether the chair design affects subjective feelings of comfort.

90

## 91 **METHODS**

92 All subjects were recruited between November 21, 2022 through April 25, 2023. Thirty-three  
93 healthy competitive esports players (age  $23 \pm 4.9$ ) signed written informed consent to participate  
94 in this mixed-methods randomized trial. The New York Institute of Technology (NYIT)  
95 Institutional Review Board approved the study. *Inclusion Criteria:* A ranked esports player in  
96 League of Legends over the age of 18. *Exclusion criteria:* any known history of a  
97 musculoskeletal injury to the back or upper body.

98

### 99 *Procedures:*

100 This study was a mixed-method randomized cross-over design trial that required subjects to  
101 come to the esports gaming lab for two testing days lasting 2.5 hours. The room was temperature  
102 controlled for all subjects and kept within 2-3 degrees Celsius each testing day. Before each  
103 gaming session, subjects were fitted to each chair according to manufacturer guidelines.  
104 Participants were also shown each chair's adjustable features (e.g., height adjustment, lumbar  
105 adjustment, arm adjustment, and head support). The subjects were given the exact instructions  
106 each day: "Please adjust the chair to your preference before gaming."

107 **Testing day 1:** Following consent and pre-surveys, all subjects played continuously for 2 hours  
108 on day one with no break. Players were fitted to the proper seat chair size as per manufacturer  
109 guidelines. Each subject was asked to adjust the chair to their preference of height, back

110 adjustment, and distance to the monitor. Soft tissue changes on the upper trapezius muscle, the  
111 mid trapezius muscle, the lower trapezius muscle, and the lower erector spinae muscle were  
112 tested before gameplay. (see Figure 2). All samples were bi-lateral pre-play and at 2 hours. After  
113 2 hours of game, the subjects completed the Chair Evaluation Checklist, open-ended survey, and  
114 perception questions. Wins, losses, kills, and scores were recorded for each game. On each  
115 testing day, all subjects were asked to play against the same level and game rank.

## 116 **Day 2**

117 All methods were repeated with the other chair on another day with at least two days' rest.

118

## 119 **Outcomes:**

120 **Muscle Stiffness (MS):** MS was measured using the MyotonPRO™ device (Myoton AS,  
121 Tallinn, Estonia). The MyotonPRO™ is a portable device for measuring biomechanical and  
122 viscoelastic properties in superficial soft tissues. This device uses oscillation frequency (Hz) to  
123 give a quantitative value of viscoelastic properties. As a muscle increases intramuscular pressure  
124 by being in a constant state of tension, it has reduced blood supply and fatigue. This device uses  
125 silent EMG signals to detect these changes. (6,7) This device has been validated in assessing  
126 wrist stiffness and upper and lower body muscles. See **Figure 1** anatomical sites.

127

128 **Figure 1. Myoton™ device with anatomical testing sites done bilaterally.**

129

130 **The Chair Checklist Survey(CCS):** The version of the CCS used in this study was adopted by  
131 Helander et al.(1). It consists of 13 descriptors of comfort and discomfort.

132

133 **Open-ended Subject Perception Survey** Following each gaming session, a survey was  
134 conducted to learn how the respondents perceived each chair. A final survey was conducted to  
135 understand how the subjects perceived both chairs.

136 **Table 1. Subject Demographics**

Demographics	
	n=33
Age (SD)	23 (4.9)
Weight. Kg (SD)	76.4 (19.5)
Height.cm (SD)	174.7 (3.6)
BMI (SD)	24.7(3.6)
Men (%)	85
Right-handed (%)	100
Ethnicity (%)	
African American	6
Asian	30
Caucasian	45
Prefer not to say	15
Education	
High School	39
Associate degree	6
Bachelor's degree	33
Doctorate degree	3
Video Gameplay	
Hours played daily	3.2 (1.8)
Average Play Time Before Taking a Break	
Minutes	93(36)
Sleep Average	
Hours nightly	6.6 (1.6)
Physical Activity Level	
Days per week exercise	3.7(1.8)
Average minutes of exercise	33(18)

137 **Statistical Analysis**

138 This study used a repeated measure followed by a post hoc analysis to compare MS on the four  
139 bilateral testing sites between the two chair conditions with a significance set at 0.05. A non-  
140 parametric analysis, Wilcoxon signed-rank test, was used to compare the two chair conditions for  
141 the Cornell Musculoskeletal Discomfort Questionnaire (CMDQ) and the Chair Evaluation  
142 Checklist (CEC). For the General Comfort Rating Scale (GCRS), a McNemar test was used to  
143 compare the chairs. The open-ended survey used Descriptive statistics between the two testing  
144 chair groups.

145

146 **Results**

147 No significant effects were found between MS in the erector spinae, lower trapezius, and mid  
148 trapezius on the left side. A difference was found in the upper trapezius between groups on the  
149 left side ( $p= 0.03$ ). There were no significant differences found between groups on the right side  
150 for all four muscles. Descriptive statistics revealed that the right-side gaming chair had 3.8% less  
151 MS in the erector spinae muscle, 4.4% less MS in the lower trapezius, 13.7% less MS in the mid-  
152 trapezius muscle, and 2.8% less MS in the upper trapezius. On the left side, the gaming chair  
153 revealed 4.8% less MS, 1.7% less in the lower trapezius, 7.7% less in the mid trapezius, and a  
154 15.6 % increase in MS in the upper trapezius.

155

156

157

158

159



160

**Table 2.** Muscle stiffness pre and post-by-side following 2 hours of LoL gameplay

Muscle	Aeron Chair			Gaming Chair			P-Value Group
	PRE	POST	Δ	PRE	POST	Δ	
<b>LEFT SIDE N/m</b>							
Erector Spinae	427.2 ± 181.5	428.4 ± 183.1	1.3± 1.6	432.8±217	387.7±134.4	-59.5±186	0.1
Lower Trapezius	435 ± 125.8	415.3±108.6	-19.8±' -17.2	380.1±95.3	378±119.6	-	0.64
Mid Trapezius	322.4±89.6	327.4±69.2	5±'-20	317.5±70.4	311.1±110.2	-17.9±114	0.94
Upper Trapezius	328.6±63.5	304±56	-24.5±'-7.5	283.6±61.7	312.3±65.9	17.1±91.9	<b>0.03*</b>
<b>RIGHT SIDE N/m</b>							
Erector Spinae	366.7±159.4	394±165.1	27.3±89.1	408.4±184	406.3±161	-2.1±118	0.29
Lower Trapezius	370.7±93.1	392.5±11.6	21.8±81.2	365.8±101	372.4±105	6.6±67.8	0.44
Mid Trapezius	307.3±76	334±64.1	15.2±111.2	302.9±67.3	295.1±92.7	-7.8±71.6	0.36
Upper Trapezius	306.9±67.8	323.6±67.8	5.6±102.4	304.3±68.6	319±59.9	14.7±86.7	0.71

\*Significance

161

162

163 **Figure 2. Percent difference in MS by side following 2 hours of LoL gameplay.**

164

165

166 The chair checklist survey revealed a significant difference in "The chair looks nice" between  
 167 chair groups, with 29% of participants favoring the gaming chair, p= 0.003, 18% of participants  
 168 felt more relaxed in the gaming chair, p=0.037; and 20% of participants felt the gaming chair  
 169 was more spacious than the Aeron chair, p=0.018. There were no other significant differences  
 170 found in the Chair Checklist Survey; full descriptive and statical results are presented in

171 **Table 3.**

172

173 **Table 3.** Results of the Chair Checklist Survey (CCS)

174

CCS Item	Aeron	Gaming Chair (GC)	p-value	% Difference
I have sore muscles	2.7 (1.8)	2.2 (1.3)	0.27	20% less sore muscles in GC
<b>The chair looks nice</b>	<b>5.3 (2.1)</b>	<b>7.1 (1.5)</b>	<b>0.003*</b>	<b>29% more favored GC</b>
I have heavy legs	3.0 (2.3)	2.2 (1.6)	0.16	31% less heavy legs in GC
I feel stiff	3.1 (2.0)	2.9 (1.5)	0.97	6.7% less stiff in GC
I like the chair	6.0 (2.1)	7.0 (1.7)	0.05	15% liked GC more
I feel restless	2.9 (2.3)	3.1 (2.3)	0.75	7% more restless in GC
The chair feels soft	5.0 (2.2)	5.3 (2.3)	0.62	6% more soft GC
I feel tired	2.4 (2.0)	2.2 (1.6)	0.50	9% less tired in GC
I feel pain	2.3 (1.9)	1.8 (1.1)	0.26	24% less pain in GC
<b>I feel relaxed</b>	<b>5.1 (1.6)</b>	<b>6.1 (1.6)</b>	<b>0.037*</b>	<b>18% more relaxed in GC</b>
I feel numb	1.6 (1.4)	1.5 (1.0)	0.88	7% less numbness in GC
I feel uneven pressure	2.8 (2.1)	2.4 (1.5)	0.52	15% felt less uneven pressure in GC
<b>The chair is spacious</b>	<b>6.0 (1.7)</b>	<b>7.3 (1.8)</b>	<b>0.018*</b>	<b>20% felt more spacious in GC</b>
I feel cramped	1.9 (1.8)	1.6 (0.9)	0.53	17% felt less cramped in GC
I feel refreshed	4.1 (2.3)	4.9 (1.7)	0.19	18% felt more refreshed in GC
I feel restful	3.7 (2.1)	4.9 (1.8)	0.05	28% felt more restful in GC
I feel comfortable	6.1 (2.1)	6.9 (1.5)	0.12	12% felt more comfortable in GC

175

176

177 Players demonstrated 25% more wins in the gaming chair than the Aeron chair and 15% more  
 178 kills in the gaming chair compared to the Aeron chair. **Figure 3.**

179

180 **Figure 3. Player Performance by Chair**

181

182 The results of the look and preference of each chair can be found in **Table 4.**

183

184

185

186 **Table 4.** Subject preferences

	Strongly Agree	Agree	Disagree	Neither Agree/Disagree
The color and look of the chair matter to me	0	26%	35%	39%
The adjustability of lumbar support is important to me	32%	36%	0	32%
The adjustability of the arm support is important to me	18%	52%	4%	26%
The look and color of the chair matter to me	0	26%	35%	39%
Which chair did you prefer?	Aeron Chair	42%	Gaming Chair	58%

187  
 188 Descriptive data on which parts of the chair were enjoyed most and which were enjoyed least can  
 189 be found in **Figure 4**.

190  
 191 **Figure 4.** Percentage of participants' perceptions of what was enjoyed most about each chair and  
 192 what was least enjoyed.

193  
 194 **Discussion**

195  
 196 The impact of ergonomic seating on performance, comfort, and muscle function has gained  
 197 traction in recent years, particularly with the popularity of esports. This study specifically sought  
 198 to discern differences in MS, overall comfort, and gaming performance when using a  
 199 conventional office Aeron chair compared to specialized gaming chairs.

200  
 201 One of the study's primary findings was the change in MS between chairs. The left upper  
 202 trapezius is a muscle heavily involved in supporting the dominant arm during repetitive  
 203 movements, such as mouse use or key pressing. The absence of significant findings in the right

204 upper trapezius suggests a potential interaction between chair ergonomics and handedness that  
205 warrants further exploration.

206  
207 The gaming chair overall in the mid-thoracic and lumbar region showed lower muscle stiffness.  
208 With 4.1% less in the lumbar spine and 13.8% less in the thoracic spine after a prolonged sitting  
209 period of 2 h. In the context of gaming activity, it's worth noting that the trapezius muscles play a  
210 significant role in the movement and stability of the scapula. Specifically, the lower trapezius  
211 muscle assumes a vital role in stabilizing the scapula.(8,9) Prolonged hyperactivation and  
212 shortening of this muscle can increase stiffness. The reduced muscle stiffness, particularly in the  
213 lower trapezius muscle, suggests that the gaming chair may provide better comfort and support  
214 for the spine's mid-thoracic and lumbar regions during extended gaming over the Aeron chair.

215  
216 It's worth noting that subjective feedback from participants revealed a preference for the  
217 aesthetic design of the gaming chair. The connection between a chair's aesthetic appeal and its  
218 perceived comfort, as suggested by Helander & Zhang,(1) was echoed in our findings. This  
219 phenomenon implies a psychological facet to comfort that transcends biomechanical  
220 considerations. It reinforces the idea that perceptions of comfort and well-being are not solely  
221 determined by objective physiological metrics but also by personal and cultural aesthetic  
222 preferences.

223 Interestingly, players recorded better game outcomes when using the gaming chair, with 25%  
224 more wins and 15% more kills than when using the Aeron chair. Though the direct cause of this  
225 improved performance is not wholly evident from this study, it could be inferred that the  
226 psychological comfort, alongside potential biomechanical advantages of the gaming chair,

227 combined to create an environment where players could perform at their peak. This potential  
228 synergy between aesthetics, physical comfort, and performance is an intriguing area for future  
229 research.

230  
231 However, the study had a few limitations. The absence of a broader range of physical metrics—  
232 like posture monitoring, detailed fatigue markers, or even real-time muscle activity recordings—  
233 might have provided additional insights. Moreover, the choice of game (League of Legends) may  
234 induce specific biomechanical demands that might not generalize to other esports games.

235  
236 Studies conducted on workspace modifications have shown that the chair directly influences  
237 body alignment and posture.(10,11) However, individuals who experience musculoskeletal pain  
238 or discomfort are often advised to make frequent adjustments to their workstation chairs.(1,11)  
239 Modifying a chair is a practical and viable step to help alleviate gaming discomfort. Therefore,  
240 when selecting a chair individuals should consider adjustability of seat height, and seat pan depth  
241 that align with their anthropometric and lumbar support adjustments along with armrest  
242 adjustments.(11) Chairs that offer these options may play a significant role in preventing  
243 discomfort during prolonged gaming.

244  
245 The gaming chair used in this study offered adjustable arms (both lateral and vertical) with  
246 different surface options, as well as adjustments for lumbar support, headrest, height adjustment,  
247 and reclining options. This gaming chair was also offered in two sizes based on height and  
248 weight. The Aeron chair was one size, offering height and lumbar adjustment with no headrest or  
249 reclining option. The armrests are adjusted only vertically. Based on the data collected, the

250 gaming chair is more preferred and comfortable than the Aeron chair for LoL players.  
251 Furthermore, most players found the adjustability of the lumbar support and armrests to be  
252 important when selecting a chair. Overall, as gaming continues its rapid growth in popularity, it  
253 becomes increasingly vital to explore how chair ergonomics impacts musculoskeletal health and  
254 overall gaming performance.

255

256

257 This study was funded by Secret Lab™ Inc. under grant #589267

### 258 **Conflict of Interest**

259 We would like to disclose that this project received funding from Secret Lab Inc. We  
260 acknowledge and appreciate their support in making this research endeavor possible.

261

262

263

264

265

266

267

268

269

270

- 271 1. Helander MG, Zhang L. Field studies of comfort and discomfort in sitting. *Ergonomics*. 1997  
272 Sep;40(9):895–915.
- 273 2. Alnaser MZ, Wughalter EH. Effect of chair design on ratings of discomfort. *Work*.  
274 2009;34(2):223–34.
- 275 3. Anne Fenety P, Putnam C, Walker JM. In-chair movement: validity, reliability and  
276 implications for measuring sitting discomfort. *Applied Ergonomics*. 2000 Aug;31(4):383–93.
- 277 4. DiFrancisco-Donoghue J, Balentine J, Schmidt G, Zwibel H. Managing the health of the  
278 eSport athlete: an integrated health management model. *BMJ Open Sport Exerc Med*.  
279 2019;5(1):e000467.
- 280 5. Kang T, Kim B. Cervical and scapula-focused resistance exercise program versus trapezius  
281 massage in patients with chronic neck pain: A randomized controlled trial. *Medicine*. 2022  
282 Sep 30;101(39):e30887.
- 283 6. Nguyen AP, Detrembleur C, Fisette P, Selves C, Mahaudens P. MyotonPro Is a Valid Device  
284 for Assessing Wrist Biomechanical Stiffness in Healthy Young Adults. *Front Sports Act*  
285 *Living*. 2022 Feb 21;4:797975.
- 286 7. Guduru RKR, Domeika A, Domeikienė A. Effect of Rounded and Hunched Shoulder  
287 Postures on Myotonometric Measurements of Upper Body Muscles in Sedentary Workers.  
288 *Applied Sciences*. 2022 Mar 25;12(7):3333.

- 289 8. Cools AM, Declercq GA, Cambier DC, Mahieu NN, Witvrouw EE. Trapezius activity and  
290 intramuscular balance during isokinetic exercise in overhead athletes with impingement  
291 symptoms. *Scand J Med Sci Sports*. 2007 Feb;17(1):25–33.
- 292 9. Park SH, Lee MM. Effects of Lower Trapezius Strengthening Exercises on Pain,  
293 Dysfunction, Posture Alignment, Muscle Thickness and Contraction Rate in Patients with  
294 Neck Pain; Randomized Controlled Trial. *Med Sci Monit*. 2020 Jan 30;26:e920208-1-  
295 e920208-9.
- 296 10. Nelson NA, Silverstein BA. Workplace Changes Associated with a Reduction in  
297 Musculoskeletal Symptoms in Office Workers. *Hum Factors*. 1998 Jun;40(2):337–50.
- 298 11. van Niekerk SM, Louw QA, Hillier S. The effectiveness of a chair intervention in the  
299 workplace to reduce musculoskeletal symptoms. A systematic review. *BMC Musculoskelet*  
300 *Disord*. 2012 Aug 13;13:145.
- 301

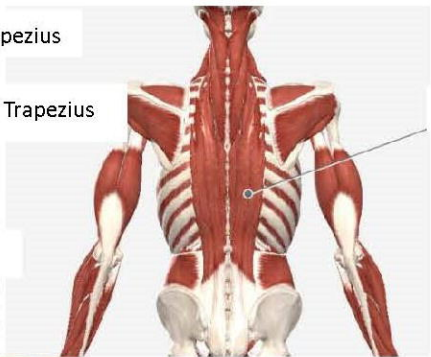
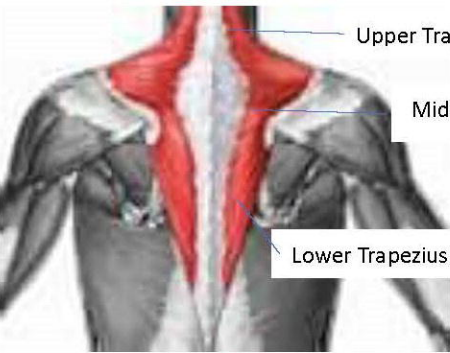


Upper Trapezius

Mid Trapezius

Lower Trapezius

Erector Spinae

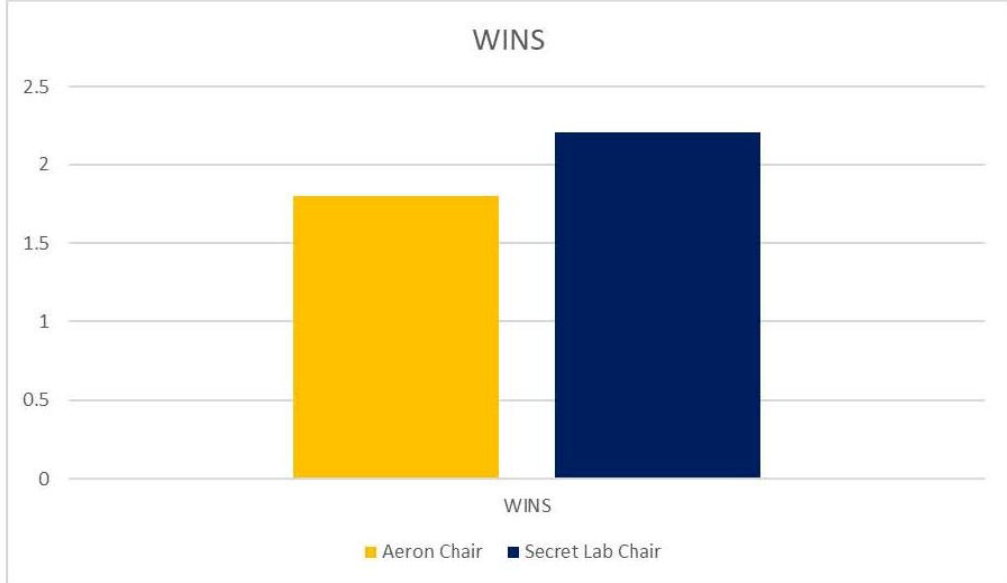


# Percent Change in Muscle Stiffness Right

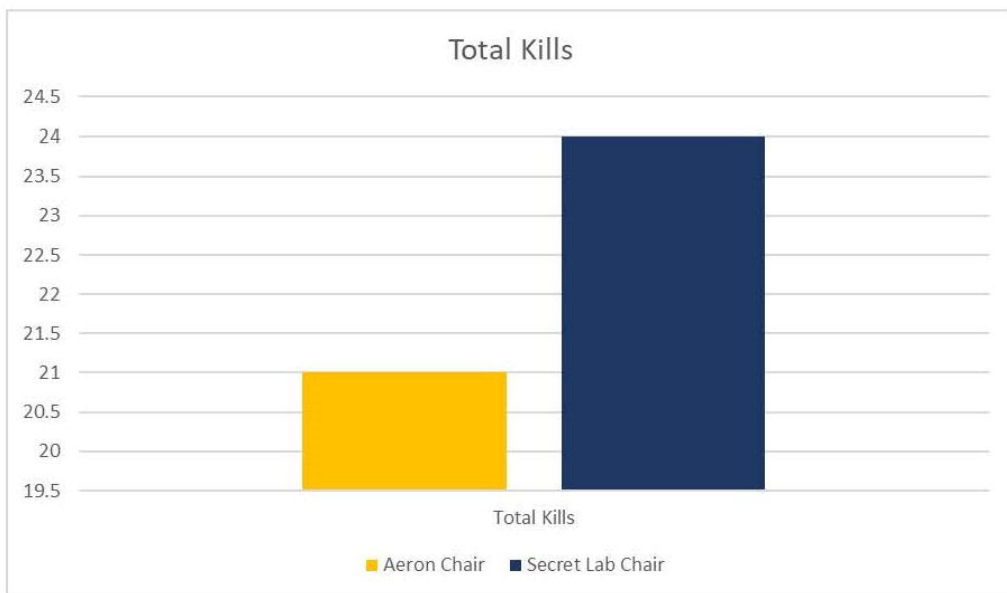


# Percent Change in Muscle Stiffness Left



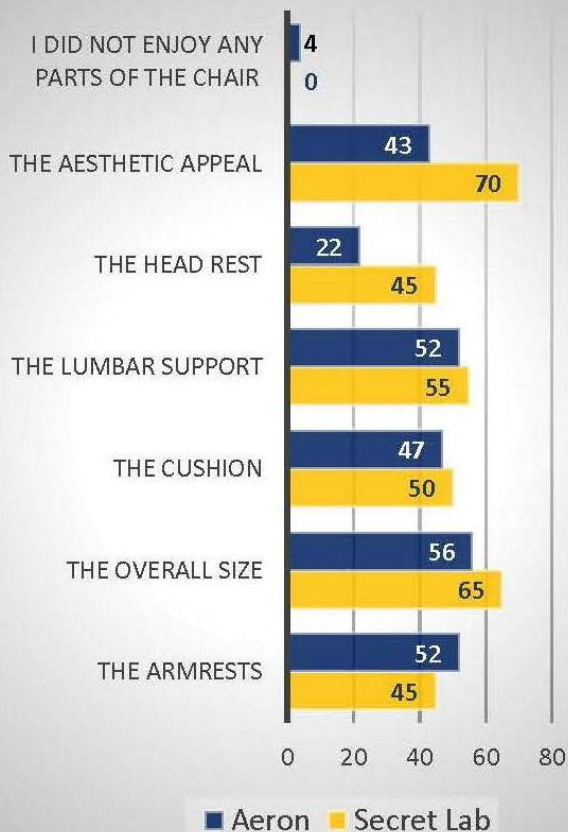


- Players showed **25% more wins** while playing in the gaming chair.



- Players demonstrated **15% more kills** while playing in the gaming chair compared to the Aeron chair.

## Parts of the chair I enjoyed the most %



## Parts of the chair I enjoyed the least %

