

1 **Cohort profile: the Viral load Cohort North-East Lesotho (VICONEL)**  
2 **from 2016 to 2022 – cohort description, test volumes, predictors of**  
3 **viraemia, and the road ahead**

4

5 **Authors and affiliations:**

6 Jennifer A. Brown<sup>1,2</sup>, Lipontso Motaboli<sup>3</sup>, Malebanye Lerotholi<sup>1,2,4</sup>, Maurus Kohler<sup>1,2</sup>, Kathrin  
7 Hänggi<sup>1,2</sup>, Moliehi Mokete<sup>3</sup>, Makobefo G. Chakela<sup>3</sup>, Mpho Kao<sup>3</sup>, Mathebe Kopo<sup>3</sup>, Moleboheng  
8 Mokebe<sup>3</sup>, Bienvenu L. Nsakala<sup>3</sup>, Blaise Lukau<sup>3</sup>, Irene Ayakaka<sup>3</sup>, Alain Amstutz<sup>1,2,5,6</sup>, Jochen Ehmer<sup>7</sup>,  
9 Thomas Klimkait<sup>2,8</sup>, Tracy R. Glass<sup>2,9</sup>, Josephine Muhairwe<sup>3</sup>, Frédérique Chammartin<sup>1,2</sup>, Nadine  
10 Tschumi<sup>1,2</sup>, Niklaus D. Labhardt<sup>1,2§</sup>

11

12 1 Division of Clinical Epidemiology, University Hospital Basel, Basel, Switzerland

13 2 University of Basel, Basel, Switzerland

14 3 SolidarMed, Partnerships for Health, Maseru, Lesotho

15 4 Ministry of Health, Maseru, Lesotho

16 5 Oslo Centre for Biostatistics and Epidemiology, Oslo University Hospital and University of Oslo,  
17 Oslo, Norway

18 6 Bristol Medical School, Population Health Sciences, University of Bristol, Bristol, UK

19 7 SolidarMed, Partnerships for Health, Lucerne, Switzerland

20 8 Molecular Virology, Department of Biomedicine, University of Basel, Basel, Switzerland

21 9 Department of Medicine, Swiss Tropical and Public Health Institute, Allschwil, Switzerland

22 § Corresponding author

23

24 **Correspondence:** Niklaus D. Labhardt, Division of Clinical Epidemiology, University Hospital Basel,  
25 Totengässlein 3, 4051 Basel, Switzerland, [niklaus.labhardt@usb.ch](mailto:niklaus.labhardt@usb.ch)

26

27 **Key words:** Infectious diseases – HIV & AIDS, Infectious diseases – epidemiology, public health

28

29 **Word count:**

30 Abstract: 262 words

31 Main text: 3243 words

32

## 33 Abstract

34 **Purpose:** The prospective Viral load Cohort North-East Lesotho (VICONEL) aims to support clinical  
35 management and generate scientific evidence to inform HIV care. Specifically, VICONEL allows for  
36 monitoring of HIV treatment outcomes and health system performance, encompasses a biobank for  
37 further research with routinely collected blood plasma samples of consenting participants, and  
38 provides a valuable framework for nested observational and interventional studies.

39 **Participants:** VICONEL captures routine viral load test results alongside associated demographic and  
40 treatment information among people in care for HIV in Lesotho, southern Africa. As of December  
41 2022, it encompasses all viral load testing from 23 healthcare facilities in two districts of Lesotho.

42 **Findings to date:** From January 2016 to December 2022, 114'838 viral load test results were  
43 available for 27,472 participants. At the time of the last viral load test, median age was 42 years  
44 (interquartile range [IQR]: 33-53); 17,324 (63%) were adult women, 9,273 (34%) adult men, and 870  
45 (3%) children <15 years (age/sex missing for 5); and median time taking antiretroviral therapy (ART)  
46 was 6.0 years (IQR 3.0-9.2). Overall, the proportion of cohort participants with viral suppression to  
47 <1,000 copies/mL has continually exceeded 90% and has been above 95% since 2020; however, this  
48 proportion has consistently been lower among children. Sex, age category / ART regimen core agent  
49 (combined variable), time since ART initiation, and district were independently associated with  
50 viraemia.

51 **Future plans:** VICONEL offers potential for i) further digitalisation and automation of results sharing  
52 at the client, facility, and district/national level, ii) integration of additional clinical and diagnostic  
53 data, including HIV comorbidities, and iii) embedding randomised trials.

54

## 55 Strengths and limitations

- 56 - VICONEL covers all HIV viral load testing from 23 clinics in two districts in Lesotho and is thus  
57 highly representative.
- 58 - Data capture occurs at the time point of viral load testing; thus, treatment or clinical data  
59 are not updated between viral load tests, and reasons for exiting the cohort are not followed  
60 up.
- 61 - Participant data beyond viral load results are limited to key demographic, clinical, and  
62 treatment information.
- 63 - The cohort and associated biobank have proven to be a valuable platform for nested  
64 observational and interventional research, including randomised trials.
- 65 - Core functions can be maintained at low cost, constituting a model for near-real-time  
66 monitoring of treatment outcomes with limited resources.

67

## 68 **Introduction**

69 Prospective cohorts provide longitudinal data to monitor services and health outcomes within HIV  
70 programmes. This facilitates the identification of gaps in service delivery and uptake, early detection  
71 of emerging public health threats, and assessments of temporal trends or effects of guideline  
72 changes, potentially informing future guidelines[1,2]. Furthermore, they can serve as a platform for  
73 nested randomised clinical trials using the routinely collected data for recruitment and endpoint  
74 collection.

75 Regular viral load testing is essential to monitor the effectiveness of antiretroviral therapy (ART) for  
76 people with HIV and to take timely action if required. Indeed, the World Health Organization has  
77 recommended viral load testing as the preferred method of monitoring treatment outcomes since  
78 2013[3]. In Lesotho, southern Africa, viral load monitoring began shortly after these  
79 recommendations but was initially centralised in the capital city, Maseru. Starting in 2015, a  
80 consortium consisting of the Ministry of Health of Lesotho, the District Health Management Team of  
81 Butha-Buthe, the non-profit organization SolidarMed, the Swiss Tropical and Public Health Institute,  
82 and the University of Basel collaboratively supported the District Laboratory of Butha-Buthe  
83 Government Hospital in northern Lesotho to launch the first decentralised viral load testing platform  
84 in the country. At the time, access to viral load monitoring in the periphery was severely restricted  
85 due to limited capacity for centralised testing and the need for long-distance transport of samples  
86 and paper-based results. The decentralised viral load testing laboratory and an associated viral load  
87 database were launched in December 2015 and officially inaugurated by the Minister of Health in  
88 June 2016. After six months of piloting service provision for Butha-Buthe Government Hospital, viral  
89 load testing through this laboratory was gradually rolled out to all clinics in Butha-Buthe district and,  
90 from 2018 onwards, to neighbouring Mokhotlong district. In conjunction with building the  
91 laboratory infrastructure and database, the Viral load Cohort North-East Lesotho (VICONEL) was  
92 established to monitor viral load outcomes among persons with HIV who are in care in Mokhotlong  
93 or Butha-Buthe district.

94 Here, we report on cohort composition, test numbers, treatment outcomes, and factors associated  
95 with viraemia from the first seven years of the cohort (2016 to 2022), review the cohort's broader  
96 scientific findings so far, and outline the road ahead.

97

## 98 **Cohort description**

### 99 **Cohort design**

100 VICONEL was designed in conjunction with the establishment of decentralised viral load testing in  
101 Butha-Buthe, Lesotho. The prospective open cohort includes people with HIV who receive viral load  
102 monitoring with samples tested at the laboratory of Butha-Buthe Government Hospital or, since  
103 2020, through near-point-of-care viral load monitoring currently available at three participating  
104 clinics (Seboche Mission Hospital, Mokhotlong Government Hospital, Mapholaneng Health Centre).  
105 It includes people in care in Butha-Buthe district since the start of the cohort, and people in care in  
106 Mokhotlong district since 2018. As of December 2022, three hospitals, 18 peripheral nurse-led  
107 health centres, one private clinic, and one clinic for mine workers were included in the cohort. The  
108 cohort study includes a biobank storing leftover plasma samples from viral load testing.

**110 Objectives**

111 VICONEL aims to support local clinical management of HIV and generate scientific evidence to inform  
112 local and global HIV care. The former is achieved in part through a dashboard for clinicians and  
113 automated reports flagging persons with incident or repeated viraemia to facilitate clinical follow-  
114 up. Scientific evidence is generated through analysis of routine data[4–8], as well as nested  
115 observational[9–12] and interventional studies[13].

**116 Setting**

117 At 19%, Lesotho has the second-highest adult HIV prevalence among all countries globally[14]. In  
118 2022, 270'000 people in the country were living with HIV, and 4'800 people newly acquired HIV[14].  
119 The majority of the population lives rurally, impeding access to healthcare. This is further  
120 compounded by the scarcity of medical professionals, with just 4.7 medical doctors and 32.6 nursing  
121 and midwifery professionals per 10'000 population[15].

122 VICONEL covers two of the ten districts in the country with a combined population of around  
123 220'000 people[16]. Previous analyses within the cohort have demonstrated serious gaps along the  
124 viral load care cascade for children and adults with HIV in this setting[4,5].

125 Beyond the progressive rollout of decentralised viral load testing (and the VICONEL cohort), the  
126 rollout of ART containing the integrase strand transfer inhibitor (INSTI) dolutegravir as a core agent  
127 has constituted another key change in care provision during the reporting period. Dolutegravir  
128 rollout began in Lesotho in late 2019, with the main programmatic transition from non-nucleoside  
129 reverse transcriptase inhibitor- (NNRTI-) to dolutegravir-based ART occurring throughout 2020. For  
130 children taking ART containing the protease inhibitor ritonavir-boosted lopinavir as the core agent,  
131 the main transition period to dolutegravir-based ART began in and continued beyond 2022.

**132 Procedures**

133 For the period 2016-2022, according to national guidelines, adults with HIV should receive viral load  
134 testing six and 12 months after starting ART or switching to second- or third-line ART, as well as  
135 annually thereafter, whereas six-monthly testing is recommended for children and adolescents (0-19  
136 years)[17,18]. More frequent viral load testing is indicated during pregnancy and breastfeeding, as  
137 well as upon detection of viraemia[17,18].

138 Blood samples collected in healthcare facilities in Butha-Buthe or Mokhotlong districts are  
139 transported to one of the three hospital laboratories, typically by a motorbike transport service, for  
140 plasma separation. A national Viral Load Request Form is filled out by the treating facility and  
141 transported with the sample. Upon reception at the hospital laboratory, data is entered into the  
142 Laboratory Information System (LIS) managed by the Ministry of Health. If the sample is first  
143 received in one of the two other hospital laboratories, the separated plasma is then transported to  
144 the Butha-Buthe Government Hospital laboratory. Viral load testing was initially performed using a  
145 COBAS Ampliprep/COBAS TaqMan HIV-1 Test, v2.0, and later using the COBAS 4800 system HIV-1  
146 Test (F. Hoffmann-La Roche AG, Basel, Switzerland). Samples are linked to the instrument position  
147 via barcode scanning before viral load testing. Once the run is complete and the testing laboratory  
148 has authorised results, viral load results feed into the LIS, upon which the referring laboratories can

149 review data and paper-based results forms can be printed and distributed to the respective facilities.  
150 Data is extracted from the local LIS approximately weekly and uploaded to the VICONEL database  
151 maintained by SolidarMed and the Division of Clinical Epidemiology, University Hospital Basel. The  
152 data team of SolidarMed Lesotho then confirms each viral load result and associated information,  
153 cross-checking the Viral Load Request Form against existing data in the database and updating the  
154 database information (e.g., ART regimen, regimen start and stop dates) if applicable. If necessary,  
155 healthcare facilities are contacted to complete missing or unclear information. In addition, the  
156 VICONEL data manager runs data quality checks on a regular basis and investigates unusual entries.  
157 Data routinely collected in the cohort database include demographic, clinical, laboratory, treatment,  
158 consenting, and biobank data.

159 In addition to laboratory-based testing, since 2020, a small proportion of people with HIV have  
160 received near-point-of-care viral load testing using Xpert HIV-1 Viral Load on GeneXpert Systems  
161 (Cepheid, Sunnyvale, CA, United States), available at two hospitals and one health centre. According  
162 to current guidelines, point-of-care viral load testing is prioritised for infants, children, adolescents,  
163 for pregnant and breastfeeding people, and people with HIV viraemia[18]. Currently, viral load  
164 results from GeneXpert Systems are not integrated into the LIS, necessitating manual collection of  
165 associated participant data from Viral Load Request Forms and local registries.

166 Plasma samples left over after viral load testing are stored in a biobank for clinical and, if informed  
167 consent for further use is provided, research purposes. At the time of writing, this is operationally  
168 limited to viraemic samples.

169 The cohort does not interfere with the scheduling of viral load testing. However, its database is used,  
170 notably by local clinicians, to support clinical management.

## 171 **Analyses and statistical methods**

172 The data presented here includes viral load results from 1 January 2016 to 31 December 2022. We  
173 exclude entries i) where the viral load result is missing (i.e., failed tests); ii) where viral load testing  
174 occurred before the first-ever ART initiation (not part of routine care in Lesotho); iii) where both the  
175 date of blood draw and the date of testing are missing, or iv) from unknown facilities, facilities  
176 contributing less than 50 viral load results throughout the reporting period, or from referring  
177 facilities outside of Butha-Buthe or Mokhotlong district. If multiple viral load tests are conducted for  
178 the same individual on the same day (e.g., due to suspected testing errors), the highest viral load is  
179 considered. We include individuals with at least one available viral load result after application of  
180 these criteria.

181 We report on cohort composition, viral load testing and turnaround time (defined here as time from  
182 blood draw to viral load testing), and the proportion of participants with viraemia by year. Ages <15  
183 years are defined as children and ages  $\geq 15$  years as adults, in line with UNAIDS reporting[14]. In  
184 addition, we assessed for factors associated with viraemia  $\geq 50$  copies/mL or  $\geq 1,000$  copies/mL at the  
185 level of the individual viral load result using a mixed effect logistic regression model with the  
186 participant as the random effect. For this analysis, age category and ART core agent were  
187 represented in a single variable due to collinearity. When the core agent was changed immediately  
188 after a documented viral load  $\geq 50$  copies/mL or  $\geq 1,000$  copies/mL, respectively, viral load results  
189 following this regimen change were excluded to avoid misleading interpretation, as switching  
190 treatment due to viraemia represents a unique opportunity for resuppression within an individual.

191 All statistical analyses were performed using Stata MP version 16.1.

193 **Findings to date**194 **Participant characteristics over time**

195 Overall, 27,472 individuals living with HIV received at least one valid viral load result through this  
 196 platform from January 2016 through December 2022 and were thus included (Table 1). Of those  
 197 with at least one viral load result in 2022, 10,679/17,944 (60%) were female, median age was 44  
 198 years (IQR 35-54), 619/17,944 (3%) were children <15 years of age, median time since ART initiation  
 199 was 6.6 years (IQR 3.9-10.2), and the most common ART regimen was tenofovir disoproxil fumarate  
 200 (TDF) / lamivudine (3TC) / dolutegravir (DTG), prescribed to 15,826/17,944 (88%) participants. The  
 201 number of individuals receiving at least one viral load test in any given year increased in line with  
 202 initial cohort expansion, with a particular jump in 2018 as Mokhotlong district was included, and has  
 203 stabilised since 2020 (Table 1). Median follow-up time from the first to the last available viral load  
 204 result was 3.0 years (IQR 1.0-4.6).

205 **Table 1: Participant characteristics.** For each year, cohort participants with at least one viral load test in the respective  
 206 year are shown. Data refers to the (time point of the) first viral load test of a given individual in the respective year. In the  
 207 'total' column, data refers to the (time point of the) last available viral load test for each individual. 3TC: lamivudine; ABC;  
 208 abacavir; AZT: zidovudine; DTG: dolutegravir; IQR: interquartile range; EFV: efavirenz; LPV/r: ritonavir-boosted lopinavir;  
 209 NVP: nevirapine; TDF: tenofovir disoproxil fumarate.

	2016	2017	2018	2019	2020	2021	2022	Total (latest viral load within 2016-2022)
<b>N</b>	<b>6,413</b>	<b>8,669</b>	<b>13,495</b>	<b>15,229</b>	<b>17,442</b>	<b>17,696</b>	<b>17,944</b>	<b>27,472</b>
Year of blood draw for last viral load, median (IQR)								2022 (2021-2022)
District, n (%) <sup>1,2</sup>								
Butha-Butha	6413 (100%)	8669 (100%)	8842 (66%)	10171 (67%)	10631 (61%)	10974 (62%)	10679 (60%)	16941 (62%)
Mokhotlong			4653 (34%)	5056 (33%)	6810 (39%)	6711 (38%)	7188 (40%)	10492 (38%)
Health facility type, n (%) <sup>1,2</sup>								
Hospital	4483 (70%)	5170 (60%)	7074 (52%)	7625 (50%)	8055 (46%)	8030 (45%)	8030 (45%)	12504 (46%)
Health centre	1903 (30%)	3219 (37%)	6103 (45%)	7220 (47%)	9019 (52%)	9216 (52%)	9488 (53%)	14274 (52%)
Other	27 (0%)	280 (3%)	318 (2%)	382 (3%)	367 (2%)	439 (2%)	349 (2%)	655 (2%)
Age, median (IQR) <sup>1,3</sup>	42 (33-52)	41 (32-52)	42 (33-52)	42 (33-52)	42 (33-53)	43 (34-53)	44 (35-54)	42 (33-53)
Age and sex, n (%) <sup>1,4</sup>								
Female adult (≥15 years)	4123 (64%)	5594 (65%)	8539 (63%)	9741 (64%)	10721 (61%)	10919 (61%)	11191 (62%)	17324 (63%)
Male adult (≥15 years)	1947 (30%)	2627 (30%)	4233 (31%)	4756 (31%)	5948 (34%)	6082 (34%)	6133 (34%)	9273 (34%)
Female child (<15 years)	185 (3%)	240 (3%)	364 (3%)	374 (2%)	391 (2%)	358 (2%)	320 (2%)	458 (2%)
Male child (<15 years)	157 (3%)	206 (2%)	357 (3%)	356 (2%)	381 (2%)	337 (2%)	299 (2%)	412 (2%)
Time since first recorded ART start, median (IQR) <sup>1</sup>	3.6 (1.6-6.1)	3.6 (1.5-6.5)	4.0 (2.0-7.4)	4.6 (2.5-8.0)	5.1 (3.0-8.8)	6.0 (3.4-9.6)	6.6 (3.9-10.2)	6.0 (3.0-9.2)
Year of first recorded ART start, median (IQR)								2015 (2012-2018)
ART regimen, n (%) <sup>1</sup>								
TDF+3TC+DTG	0 (0%)	0 (0%)	0 (0%)	193 (1%)	7808 (45%)	15248 (86%)	15826 (88%)	19686 (72%)
ABC+3TC+DTG	0 (0%)	0 (0%)	0 (0%)	7 (0%)	616 (4%)	942 (5%)	926 (5%)	1138 (4%)
AZT+3TC+DTG	0 (0%)	0 (0%)	0 (0%)	2 (0%)	139 (1%)	226 (1%)	215 (1%)	269 (1%)
TDF+3TC+LPV/r	44 (1%)	74 (1%)	115 (1%)	131 (1%)	143 (1%)	120 (1%)	120 (1%)	195 (1%)
ABC+3TC+LPV/r	78 (1%)	117 (1%)	209 (2%)	2534 (2%)	267 (2%)	262 (1%)	245 (1%)	322 (1%)
AZT+3TC+LPV/r	84 (1%)	145 (2%)	261 (2%)	311 (2%)	284 (2%)	265 (2%)	236 (1%)	368 (1%)
TDF+3TC+EFV	3933 (61%)	5784 (67%)	9203 (68%)	10685 (70%)	7165 (41%)	487 (3%)	283 (2%)	4328 (16%)
ABC+3TC+ EFV	336 (5%)	409 (5%)	563 (4%)	605 (4%)	237 (1%)	41 (0%)	23 (0%)	243 (1%)
AZT+3TC+ EFV	934 (15%)	1075 (12%)	1690 (13%)	1599 (11%)	429 (2%)	49 (0%)	30 (0%)	472 (2%)
TDF+3TC+NVP	498 (6%)	414 (5%)	479 (4%)	475 (3%)	82 (0%)	11 (0%)	4 (0%)	139 (1%)
ABC+3TC+ NVP	34 (1%)	30 (0%)	36 (0%)	29 (0%)	7 (0%)	4 (0%)	1 (0%)	19 (0%)
AZT+3TC+ NVP	549 (9%)	594 (7%)	911 (7%)	905 (6%)	239 (1%)	26 (0%)	18 (0%)	255 (1%)
Other/unknown	23 (0%)	27 (0%)	28 (0%)	34 (0%)	26 (0%)	15 (0%)	17 (0%)	38 (0%)
Number of viral load tests per individual, median (IQR)								4 (2-6)

<sup>1</sup> Referring to the (time point of the) first viral load test of the respective individual in a given year for all year columns, and to the (time point of the) last available viral load result in the 'total' column.

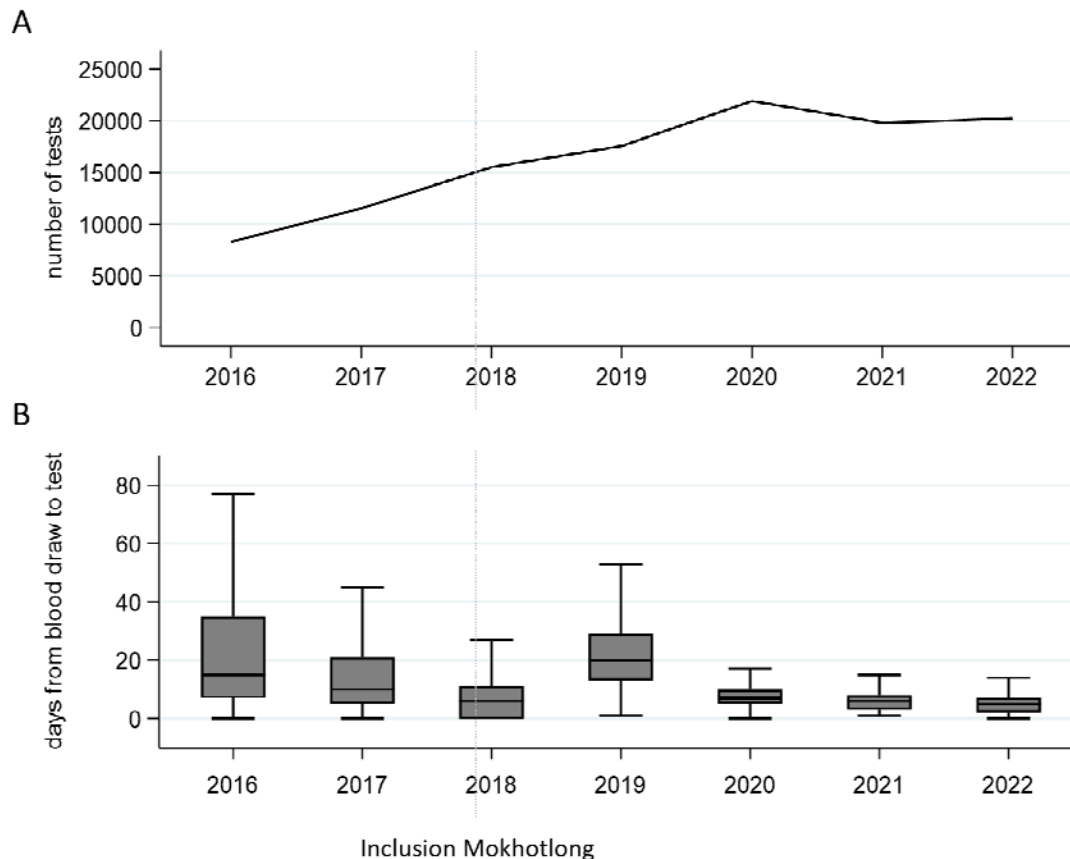
<sup>2</sup> Missing for two in 2019, one in 2020, 11 in 2021, 77 in 2022, and 39 in the total.

<sup>3</sup> Missing for one in 2016, one in 2017, one in 2018, two in 2019, one in 2020, 0 in 2021, one in 2022, and four in the total.

<sup>4</sup> Missing for one in 2016, two in 2017, two in 2018, two in 2019, one in 2020, 0 in 2021, one in 2022, and five in the total.

## 216 Viral load testing over time

217 From 1 January 2016 to 31 December 2022, 114,838 viral load tests were conducted. The annual  
218 number of samples increased each year until 2020, followed by a slight decrease and stabilisation  
219 (Figure 1A). The time between blood draw and laboratory-based testing varied greatly by year but  
220 overall decreased and stabilised from 2020 to 2022, with a median of 5 (IQR 2-7) days in 2022  
221 (Figure 1B). While we did not specifically assess the effect of the COVID-19 pandemic on viral load  
222 testing, major disruptions in viral load testing during the pandemic as reported for other settings[19]  
223 are not immediately apparent for this cohort.



224

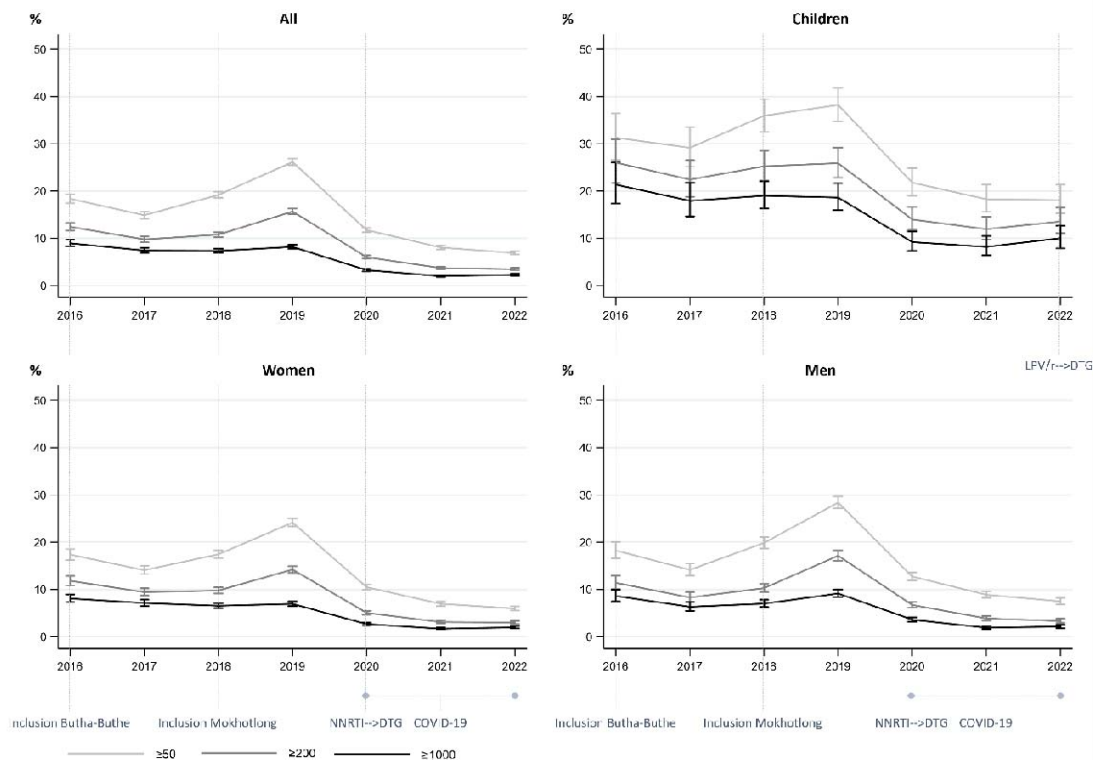
225 **Figure 1: Viral load testing over time.** A: Number of viral load tests by year. B: Box plots showing  
226 turnaround time, defined as the number of days from blood draw to viral load testing, by year  
227 (outside values are excluded).

## 228 Virological outcomes over time

229 Viral suppression rates to  $<1,000$  copies/mL have consistently exceeded 90% since the launch of the  
230 cohort, and have exceeded 95% since 2020 (Figure 2). Increases in the proportion of participants  
231 with viraemia in 2018/2019 might be partially explained by the inclusion of Mokhotlong district from  
232 2018 onwards, as the rate of viraemia has consistently been higher in Mokhotlong than in Butha-  
233 Buthe district (Figures S1-S2). However, a slight increase was also observed in Butha-Buthe, pointing  
234 towards additional underlying factors. The subsequent decreased prevalence of viraemia from 2020  
235 onwards appears temporally aligned with the rollout of dolutegravir in Lesotho. Throughout the

236 observation period, viral suppression rates among children have been substantially lower than  
 237 among adults; this is consistent with reported challenges in achieving viral suppression among  
 238 children and global reports[14,20].

239 Among participants with at least one viral load test in 2022, at their first test in the year, 415/17,944  
 240 (2%) had a viral load  $\geq 1,000$  copies/mL and 1,237/17,944 (7%) had a viral load  $\geq 50$  copies/mL.  
 241 Among adult women, adult men, and children, 221/11,191 (2%), 132/6,133 (2%), and 62/619 (10%),  
 242 respectively, had viraemia  $\geq 1,000$  copies/mL and 666/11,191 (6%), 459/6,133 (7%), and 112/619  
 243 (18%) had viraemia  $\geq 50$  copies/mL, respectively.



244

245 **Figure 2: Rates of viraemia above various thresholds (in copies/mL) over time.** The first viral load  
 246 result of any individual in a given year is considered. The denominator corresponds to the number of  
 247 individuals receiving at least one viral load test in a given year. Bars indicate 95% confidence  
 248 intervals. DTG: dolutegravir; LPV/r: ritonavir-boosted lopinavir; NNRTI: non-nucleoside reverse  
 249 transcriptase inhibitor.

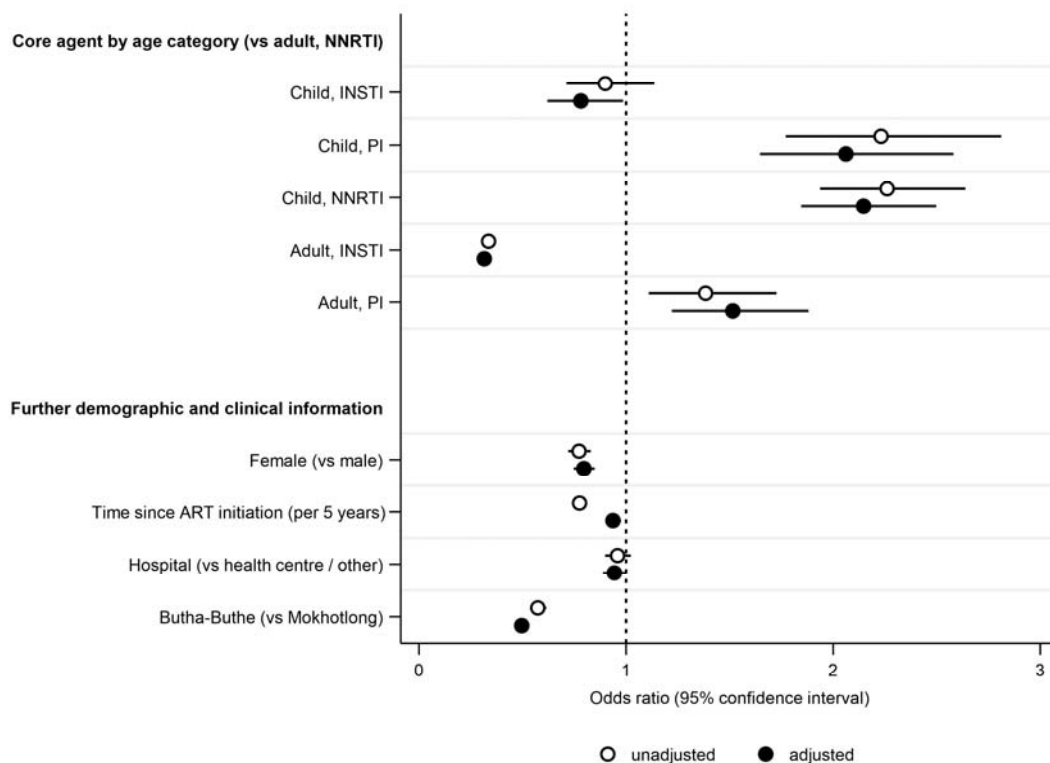
## 250 Factors associated with viraemia

251 We assessed factors associated with viraemia using a mixed effects logistical regression model  
 252 among included viral load results. Being female (vs male; adjusted odds ratio [aOR] 0.80, 95% CI  
 253 0.75-0.85), increasing time since ART initiation (per five years; aOR 0.94, 95% CI 0.90-0.98), being in  
 254 care in Butha-Buthe district (vs Mokhotlong; aOR: 0.50, 95% CI: 0.47-0.53) and, compared with  
 255 adults taking NNRTI-based ART, being an adult taking INSTI-based ART (aOR 0.32; CI 0.30-0.33) or a  
 256 child taking INSTI-based ART (aOR 0.78; 95% CI 0.62-0.99) were associated with a lower aOR of  
 257 viraemia  $\geq 50$  copies/mL. Being an adult taking PI-based ART (aOR 1.52, 95% CI 1.22-1.88), a child  
 258 taking NNRTI-based ART (aOR 2.15; 95% CI 1.85-2.50), or a child taking PI-based ART (aOR 2.06, 95%  
 259 CI 1.65-2.58) were associated with a higher aOR (**Figure 3**). The higher aORs for viraemia among



260 children compared with adults taking the corresponding ART regimen aligns with higher overall rates  
 261 of viraemia among children. Higher odds ratios of viraemia in the context of protease inhibitors,  
 262 especially among adults, may be partly related to their use in second-line ART. Lower odds of  
 263 viraemia with increasing time since ART initiation was still observed when restricting analysis to  
 264 either children or adults, though the effect was greater among children; furthermore, restricting  
 265 analysis to children, no effect of sex was observed (for female [vs male] children: aOR 0.95; 95% CI:  
 266 0.71-1.28).

267 Increasing the outcome cut-off to  $\geq 1,000$  copies/mL, results were similar except for adults taking PI-  
 268 based ART, who in this analysis had non-significantly lower odds of viraemia  $\geq 1,000$  copies/mL  
 269 compared with adults taking NNRTI-based ART (Figure S3).



270

271 **Figure 3: Factors associated with a viral load result  $\geq 50$  copies/mL in a logistic regression with**  
 272 **mixed effect on the participant level (N=105,183).** Odds ratios and 95% confidence intervals of a  
 273 given viral load result being  $\geq 50$  copies/mL are indicated for unadjusted and adjusted analysis. The  
 274 dotted line at 1 indicates equality of odds. ART: antiretroviral therapy; INSTI: integrase strand  
 275 transfer inhibitor; PI: protease inhibitor; NNRTI: non-nucleoside reverse transcriptase inhibitor.

276 **Review of the cohort's broader findings to date**

277 Key findings from the VICONEL cohort thus far have highlighted gaps in management of HIV  
 278 viraemia, assessed implications of the rollout of dolutegravir, leveraged the cohort biobank to assess  
 279 serological profiles during the COVID-19 pandemic, and paved the way for an ongoing nested  
 280 cluster-randomised controlled trial.

281 First, management of viraemia – i.e., timely follow-up viral load testing with switching to second-line  
 282 ART if indicated – was assessed among children[5] and adults[4], demonstrating major gaps in the

283 viral load care cascade. Among children and adults with a viral load  $\geq 1,000$  copies/mL, only 28% and  
284 25%, respectively, were considered to be managed in a timely manner according to guidelines.

285 Second, implications of the large-scale programmatic rollout of dolutegravir-based ART were  
286 assessed in children, adolescents, and adults. For adults changing from efavirenz-based ART, we  
287 observed no negative impacts of changing to dolutegravir on self-reported symptoms, with potential  
288 moderate improvements observed for questions relating to depressed mood, anxiety, and  
289 nightmares or strange or vivid dreams[10]. We found that previously described associations of low-  
290 level viraemia (50-999 copies/mL) with subsequent viraemia  $\geq 1000$  copies/mL hold true also in the  
291 era of dolutegravir, supporting the 2021 change in World Health Organization guidelines lowering  
292 the viral load threshold for clinical action[7,21]. Overall, short-[22] and long-term viral load  
293 outcomes after changing from NNRTI- to dolutegravir-based ART were encouraging, with  $>95\%$  of  
294 adults and  $>90\%$  of children and adolescents with non-missing data at 24 months having viral  
295 suppression to  $<50$  copies/mL[6,8]. However, our recent findings raise important concerns regarding  
296 emergent resistance to dolutegravir: among the few participants with persistent and/or recurring  
297 viraemia including at least one viral load  $\geq 500$  copies/mL at least 18 months after starting  
298 dolutegravir, dolutegravir resistance was observed for approx. 10%[23].

299 Third, serological responses to endemic human coronaviruses and SARS-CoV-2 during the first 18  
300 months of the COVID-19 pandemic were measured using stored biobank samples. This allowed for  
301 more detailed reporting on early pandemic dynamics than had previously been available for Lesotho.  
302 We identified associations of female sex and high BMI with SARS-CoV-2 seropositivity, and observed  
303 positive correlations between the strength of response to endemic HCoVs and to SARS-CoV-2[11].

304 Finally, formative research on client preferences[12] helped inform the design of the *Viral load*  
305 *Triggered ART care Lesotho* (VITAL) trial, an ongoing cluster-randomised controlled trial within  
306 VICONEL. VITAL aims to reduce waiting times, unburden health centres, and reallocate client and  
307 healthcare resources in a needs- and preference-driven manner. To do so, the VITAL intervention  
308 entails a viral load-driven differentiated service delivery model with automated SMS-based viral load  
309 result reporting to participants and an app-based eHealth clinical decision support tool for ART  
310 nurses[13].

311

## 312 **Strengths and limitations**

313 Analyses within VICONEL have several limitations. The database is slim and routinely captures  
314 minimal demographic, treatment, and clinical data only, whereas data on clinical visits and pharmacy  
315 dispensing are not available. This implies that events such as hospitalisations or death are not  
316 routinely captured. As data capture occurs only at the time of viral load testing, retention in care  
317 cannot be ascertained for those without continued viral load testing.

318 However, VICONEL also has several strengths. Covering two districts, it is highly representative of  
319 people on ART receiving viral load testing in this setting. Data quality is strengthened through  
320 obtaining viral load results directly as instrument exports, and through multi-level data checks.  
321 Aggregate reports and dashboards aim to support clinical management. Operationally, the reliance  
322 on routine data collection keeps maintenance costs low while allowing for near-real-time monitoring  
323 in a resource-limited setting; furthermore, the existing framework and biobank facilitate integration  
324 of nested non-routine research. Finally, VICONEL has been a successful project for sustainable  
325 capacity-building: initial laboratory infrastructure and operational costs were first largely funded by  
326 research grants. Subsequently, the Ministry of Health has gradually taken over costs for instrument

327 maintenance and replacements, reagents and consumables, and partial human resource costs. As of  
328 December 2022, operational costs (excluding data management and analysis) are limited to salaries  
329 for two laboratory technologists and two data clerks, in addition. As such, VICONEL constitutes a  
330 model for integrated cross-sectional implementation research with stepwise handover of  
331 responsibilities from research and development actors to the Ministry of Health.

332

## 333 **Future plans**

334 While VICONEL is currently highly representative but slim, there is substantial potential for further  
335 integration and thematic expansion. In line with the objective of supporting clinical management,  
336 this includes further digitalisation and automation of results sharing with participants, healthcare  
337 providers, and policymakers, integrating learnings from the VITAL approach. Thematic expansions  
338 may include i) optimising integration of point-of-care viral load testing, ii) integration of HIV  
339 genotypic resistance test results, iii) expansion to diagnostic data on co-morbidities including  
340 tuberculosis and (risk factors for) cardiovascular diseases, and iv) follow-up of mother-child pairs in  
341 line with targets for elimination of vertical transmission[24]. Finally, as the cohort grows in scope, we  
342 foresee the potential to embed further randomised trials, using innovative designs such as the trials  
343 within cohorts (or cohort multiple randomised controlled trial) approach[25,26].

344

## 345 **Ethics approval**

346 The National Health Research Ethics Committee in Lesotho has approved the cohort study (ID 134-  
347 2016) and waived consent for analyses using routine data. A biobank consent form for the further  
348 use of plasma left over after viral load testing is periodically offered at several sites. Several studies  
349 nested within VICONEL but involving non-routine procedures have required a separate study  
350 protocol and separate informed consent; data from such studies is not analysed here except insofar  
351 as it consists of additional viral load testing or overlaps with routinely collected data.

## 352 **Patient and public involvement**

353 The Ministry of Health of Lesotho and the District Management Teams of Butha-Buthe district were  
354 among the initial members of the research consortium. Patients and/or the public were not involved  
355 in the design, conduct, analysis, or reporting of this research.

## 356 **Data sharing**

357 Aggregated or de-identified individual patient data can be shared upon reasonable request and  
358 signing of a data sharing agreement. Investigators must submit a concept sheet detailing the  
359 required data and planned analyses to the corresponding author for internal review and approval.  
360 Publications arising from VICONEL data are subject to written approval by the Sponsor/Chief  
361 Investigator and/or the Principal Investigator. VICONEL investigators or contributors shall be co-  
362 authors on publications using VICONEL data, provided they fulfil authorship criteria as defined by the  
363 International Committee of Medical Journal Editors.

364

365 **Funding**

366 This study was funded by the Swiss National Science Foundation (IZ07Z0\_160876/1, obtained by  
367 NDL; PCEFP3\_181355, obtained by NDL) and ESTHER Switzerland (acquired by NDL). JAB receives her  
368 salary through grants from Fondation Botnar (REG-19-008, obtained by NDL and JAB) and the  
369 University of Basel Research Fund Junior Researchers (3ZX1422, acquired quired by JAB).

370 **Competing interests**

371 NDL reports having received travel grants to attend IAS, AIDS, and CROI conferences from Gilead  
372 Sciences Sarl and ViiV Healthcare. All other authors declare that they have no competing interests.

373 **Author contributions**

374 NDL, TRG, JM, ML, and TK were central to designing and establishing the viral load laboratory,  
375 database, and cohort. JAB, NT, and AA have contributed significantly to ongoing development of the  
376 cohort. Several authors are or have been centrally involved in oversight (notably NDL, JAB, IA, TRG,  
377 JM); clinical management (NDL, AA, BL, BLN, IA); laboratory/diagnostics (JAB, TK); data management  
378 and statistics (LM, MGC, MoliM, MauK, KH, FC, NT, JAB, TRG), and coordination or operational  
379 management or support (MpK, MatK, MoleM, ML, JAB, NT, NDL, LM, IA, JM, JE). JAB analysed the  
380 data with support from FC, NT, and NDL and drafted the first version of this manuscript. All authors  
381 reviewed and contributed to the manuscript.

382 **Acknowledgements**

383 The research consortium consists or previously consisted of members of the Ministry of Health of  
384 Lesotho, the District Health Management Teams of Butha-Buthe and Mokhotlong districts in  
385 Lesotho, Butha-Buthe Government Hospital, Seboche Mission Hospital, the non-profit organisation  
386 SolidarMed, the Swiss Tropical and Public Health Institute, the Department of Biomedicine at the  
387 University of Basel, and the Division of Clinical Epidemiology at the University Hospital Basel and  
388 University of Basel. The cohort database was developed and is maintained by VisibleSolutions. We  
389 wish to thank and acknowledge the clinical and laboratory staff at all healthcare facilities in Butha-  
390 Buthe and Mokhotlong districts and at SolidarMed. Finally, we gratefully acknowledge the  
391 participants.

392 The authors would further like to acknowledge the contribution of Christiane Fritz, who sadly passed  
393 away before publication of this manuscript.

394

395 **References**

- 396 1. Chammartin F, Dao Ostinelli CH, Anastos K, Jaquet A, Brazier E, Brown S, et al. International  
397 epidemiology databases to evaluate AIDS (IeDEA) in sub-Saharan Africa, 2012–2019. *BMJ*  
398 *Open*. 2020 May 15;10(5):e035246.
- 399 2. MacLeod WB, Bor J, Candy S, Maskew M, Fox MP, Bulekova K, et al. Cohort profile: the South  
400 African National Health Laboratory Service (NHLS) National HIV Cohort. *BMJ Open*. 2022 Oct  
401 1;12(10):e066671.

- 402 3. World Health Organization. Consolidated guidelines on the use of antiretroviral drugs for  
403 treating and preventing HIV infection. Recommendations for a public health approach  
404 [Internet]. Geneva, Switzerland: World Health Organization; 2013. Available from:  
405 [https://apps.who.int/iris/bitstream/handle/10665/85321/9789241505727\\_eng.pdf;jsessionid=](https://apps.who.int/iris/bitstream/handle/10665/85321/9789241505727_eng.pdf;jsessionid=8CCF82919679F4124B5E3A216991A7EC?sequence=1)  
406 [8CCF82919679F4124B5E3A216991A7EC?sequence=1](https://apps.who.int/iris/bitstream/handle/10665/85321/9789241505727_eng.pdf;jsessionid=8CCF82919679F4124B5E3A216991A7EC?sequence=1)
- 407 4. Glass TR, Motaboli L, Nsakala B, Lerotholi M, Vanobberghen F, Amstutz A, et al. The viral load  
408 monitoring cascade in a resource-limited setting: A prospective multicentre cohort study after  
409 introduction of routine viral load monitoring in rural Lesotho. *PLoS One*. 2019;14(8):e0220337.
- 410 5. Muhairwe JA, Brown JA, Motaboli L, Nsakala BL, Lerotholi M, Amstutz A, et al. The Suboptimal  
411 Pediatric HIV Viral Load Cascade: Multidistrict Cohort Study Among Children Taking  
412 Antiretroviral Therapy in Lesotho, Southern Africa. *Pediatr Infect Dis J*. 2021 Nov 30;
- 413 6. Tschumi N, Lerotholi M, Motaboli L, Mokete M, Labhardt ND, Brown JA. Two-year outcomes of  
414 treatment-experienced adults after programmatic transitioning to dolutegravir: longitudinal  
415 data from the VICONEL HIV cohort in Lesotho. *Clin Infect Dis*. 2023 Jun 26;ciad390.
- 416 7. Kohler M, Brown JA, Tschumi N, Lerotholi M, Motaboli L, Mokete M, et al. Clinical relevance of  
417 HIV low-level viremia in the dolutegravir era: data from the Viral Load Cohort North-East  
418 Lesotho (VICONEL). *Open Forum Infectious Diseases*. 2024 Jan 8;ofae013.
- 419 8. Devendra A, Kohler M, Letsika M, Khoosa H, Motaboli L, Lerotholi M, et al. HIV viral suppression  
420 in children and adolescents two years after transition to dolutegravir: a multicentre cohort  
421 study. *AIDS*. 2024 Jan 10;10.1097/QAD.0000000000003835.
- 422 9. Brown JA, Nsakala BL, Mokhele K, Rakuoane I, Muhairwe J, Urda L, et al. Viral suppression after  
423 transition from nonnucleoside reverse transcriptase inhibitor- to dolutegravir-based  
424 antiretroviral therapy: A prospective cohort study in Lesotho (DO-REAL study). *HIV Med*. 2022  
425 Mar;23(3):287–93.
- 426 10. Brown JA, Nsakala BL, Mokhele K, Rakuoane I, Muhairwe J, Glass TR, et al. Dolutegravir in real  
427 life: Self-reported mental and physical health outcomes after transitioning from efavirenz- to  
428 dolutegravir-based antiretroviral therapy in a prospective cohort study in Lesotho. *HIV Med*.  
429 2022 Jun 22;
- 430 11. Brown JA, Hauser A, Abela IA, Pasin C, Epp S, Mohloanyane T, et al. Seroprofiling of antibodies  
431 against endemic human coronaviruses and SARS-CoV-2 in an HIV cohort in Lesotho: correlates  
432 of antibody response and seropositivity. *J Infect Dis*. 2023 Jun 1;jiad197.
- 433 12. Scherrer R, Tschumi N, Lejone TI, Kopo M, Motaboli L, Mothobi B, et al. eHealth supported  
434 multi-months dispensing of antiretroviral therapy: a mixed-methods preference assessment in  
435 rural Lesotho. *Pilot Feasibility Stud*. 2022 Mar 11;8(1):61.
- 436 13. Tschumi N, Lerotholi M, Kopo M, Kao M, Lukau B, Nsakala B, et al. Assessment of a viral load  
437 result-triggered automated differentiated service delivery model for people taking ART in  
438 Lesotho (the VITAL study): Study protocol of a cluster-randomized trial. *PLoS One*.  
439 2022;17(5):e0268100.
- 440 14. UNAIDS data 2023 [Internet]. Geneva, Switzerland: UNAIDS; 2023. Available from:  
441 [https://www.unaids.org/en/resources/documents/2023/2023\\_unaids\\_data](https://www.unaids.org/en/resources/documents/2023/2023_unaids_data)

- 442 15. World health statistics 2022: monitoring health for the SDGs, sustainable development goals  
443 [Internet]. World Health Organization; 2022 [cited 2022 Jun 14]. Available from:  
444 <https://www.who.int/data/gho/publications/world-health-statistics>
- 445 16. Lesotho Bureau of Statistics. 2016 census [Internet]. 2021 Mar [cited 2021 Mar 12]. Available  
446 from: <http://www.bos.gov.ls/2016%20Summary%20Key%20Findings.pdf>
- 447 17. National Guidelines on the use of antiretroviral therapy for HIV prevention and treatment (5th  
448 Edition). Ministry of Health, Government of Lesotho; 2016.
- 449 18. National guidelines on the use of antiretroviral therapy for HIV prevention and treatment. Sixth  
450 Edition. Ministry of Health, Government of Lesotho; 2022.
- 451 19. Brazier E, Ajeh R, Maruri F, Musick B, Freeman A, Wester CW, et al. Service delivery challenges  
452 in HIV care during the first year of the COVID-19 pandemic: results from a site assessment  
453 survey across the global IeDEA consortium. *J Int AIDS Soc.* 2022 Dec;25(12):e26036.
- 454 20. Han WM, Law MG, Egger M, Wools-Kaloustian K, Moore R, McGowan C, et al. Global estimates  
455 of viral suppression in children and adolescents and adults on antiretroviral therapy adjusted  
456 for missing viral load measurements: a multiregional, retrospective cohort study in 31  
457 countries. *Lancet HIV.* 2021 Dec;8(12):e766–75.
- 458 21. Consolidated guidelines on HIV prevention, testing, treatment, service delivery and  
459 monitoring: recommendations for a public health approach [Internet]. Geneva, Switzerland:  
460 World Health Organization; 2021 [cited 2021 Aug 30]. Available from:  
461 <https://www.who.int/publications/i/item/9789240031593>
- 462 22. Brown JA, Nsakala BL, Mokhele K, Rakuoane I, Muhairwe J, Urda L, et al. Viral suppression after  
463 transition from nonnucleoside reverse transcriptase inhibitor- to dolutegravir-based  
464 antiretroviral therapy: A prospective cohort study in Lesotho (DO-REAL study). *HIV Med.* 2022  
465 Mar;23(3):287–93.
- 466 23. Tschumi N, Lukau B, Tlali K, Motaboli L, Kao M, Kopo M, et al. Emergence of Acquired  
467 Dolutegravir Resistance in Treatment-Experienced People with HIV in Lesotho [Internet].  
468 Rochester, NY; 2024 [cited 2024 Jan 14]. Available from:  
469 <https://papers.ssrn.com/abstract=4683840>
- 470 24. World Health Organization. Global guidance on criteria and processes for validation:  
471 elimination of mother-to-child transmission of HIV, syphilis and hepatitis B virus. 2022;  
472 Available from: <https://www.who.int/publications/i/item/9789240039360>
- 473 25. Relton C, Torgerson D, O’Cathain A, Nicholl J. Rethinking pragmatic randomised controlled  
474 trials: introducing the ‘cohort multiple randomised controlled trial’ design. *BMJ.* 2010 Mar  
475 19;340:c1066.
- 476 26. Young-Afat DA, Verkooijen HAM, van Gils CH, van der Velden JM, Burbach JP, Elias SG, et al.  
477 Brief Report: Staged-informed Consent in the Cohort Multiple Randomized Controlled Trial  
478 Design. *Epidemiology.* 2016 May;27(3):389.
- 479