

1 **Characterization of maternal mortality and severe maternal morbidity before and**
2 **during covid-19: an analysis for the Dominican Republic**

3
4 Kary Desiree Santos-Mercedes^{1*}, Raquel Zanatta Coutinho¹

5
6 1 Department of Demography, Center for Regional Development and Planning of the
7 Faculty of Economic Sciences (CEDEPLAR), Federal University of Minas Gerais, Belo
8 Horizonte, MG, Brazil.

9
10 * Corresponding author: karysantos017@gmail.com

11
12 #^aPres. Antônio Carlos Avenue, 6627 - Pampulha, Belo Horizonte - MG, 31270-901, Brazil.

13

14

ABSTRACT

15 The Covid-19 pandemic disturbed the delivery of health services, which included obstetric
16 care, in many parts of the world. In countries where maternal mortality was already
17 elevated before the pandemic, this disruption brought about catastrophic events. Using
18 data from the Sistema Nacional de Vigilancia Epidemiológica (SINAVE) of the maternal
19 morbidity and mortality of the Dominican Republic, this paper estimated the severe
20 maternal morbidity rate and the maternal mortality rate by causes of death (direct,
21 indirect, and specific causes). Mixed effects models were used to identify individual and

NOTE: This preprint reports new research that has not been certified by peer review and should not be used to guide clinical practice.

22 contextual factors that contribute to a higher risk of dying. Results indicate that the
23 severe maternal morbidity rate decrease from 12.1 to 10.4 per 1,000 live births in 2020
24 compared to 2019; however, the maternal mortality rate went from 91.4 to 124.2 per
25 100,000 live births in the same period. In 2021, a significant increase in morbidity and
26 mortality was observed, registering a rate of 16.5 cases of severe maternal morbidity per
27 1,000 live births and a rate of 153.7 maternal deaths per 100,000 live births. Additionally,
28 maternal mortality in the Dominican Republic is associated with the sociodemographic
29 and economic conditions of women, revealing inequalities related to national origin, area
30 of residence and access to health services which were worsening during the pandemic.

31

32 **Keywords:** Severe Maternal Morbidity Ratio; Maternal Mortality Ratio; Covid-19;

33 Dominican Republic; Social Determinants of Health

34

35

36

37 INTRODUCTION

38 Maternal mortality is an indicator closely related to the economic and social development
39 of countries, revealing inequalities in women's living conditions. In developing countries,
40 the risk of maternal death over a woman's lifetime is nearly 40 times higher than in
41 developed countries. Approximately 830 women worldwide die each day from
42 pregnancy- or childbirth-related complications (1). Almost all of these deaths occur in
43 low-income countries (1,2). In Latin America and the Caribbean, approximately 15,000
44 women die each year from pregnancy-related causes (3,4). Research shows that two-
45 thirds of maternal deaths are preventable with timely medical care and ideal conditions
46 (5).

47 Maternal death is defined as the death of a woman during pregnancy or within 42 days
48 after childbirth or termination of pregnancy, regardless of the duration or location, due to
49 any pregnancy-related cause aggravated by pregnancy or its management, but not by
50 accidental or incidental causes (6). WHO uses the term Severe Maternal Morbidity (SMM)
51 to describe obstetric events occurring during pregnancy, childbirth, or the 42 days
52 postpartum, whether acute, chronic, or both, in which the mother survived but was at risk
53 of dying (1). It is estimated that these women share the same pathological and
54 circumstantial conditions as those who actually died from the same complication,
55 providing better information about the entire process(4).

56 Despite the high number, maternal survival has significantly improved since the adoption
57 of the Sustainable Development Goals. Between 1990 and 2013, global maternal
58 mortality decreased by 45%. And more than 71% of births worldwide were attended by
59 skilled health personnel in 2014, compared to around 59% in 1990. However, maternal

60 mortality remains high in some parts of the world, reflecting inequalities in access to
61 health care services and highlighting the gaps between rich and poor, reflecting social
62 inequalities, low coverage, and poor quality of health services (7).

63 The maternal mortality ratio in developing countries in 2015 was 239 maternal deaths
64 per 100,000 live births, compared to developed countries which had only 12 maternal
65 deaths per 100,000 live births. There are significant disparities between countries, but
66 there are also disparities within countries, among women with high and low incomes, by
67 educational level, and by location, whether urban or rural (1,4).

68 In 2013, the Dominican Republic showed a maternal mortality ratio of approximately 102
69 deaths per 100,000 live births, and by the year 2016, it had decreased to a ratio of 92.1
70 deaths per 100,000 live births. This indicator hides the heterogeneity of the country's
71 health situation, as there are health regions that had a higher maternal mortality ratio
72 than the national average and others below it, such as the case of the Northwest Cibao
73 Region (Indicator well above the average) and the Central Cibao Region (Indicator below
74 the average) (8,9). These data exceed the average for the Latin American and Caribbean
75 region (9). Despite governmental efforts in the matter, the Dominican Republic has not
76 been able to experience a significant reduction in maternal mortality, which distances the
77 country from achieving the 2030 Agenda and the Sustainable Development Goals
78 (10,11). It is imperative to highlight that the Dominican Republic, being a country with a
79 high middle income (8,476.75 USD per capita (12,13) that has a high coverage of prenatal
80 care (98.9%) and institutional delivery (97.5%).

81 The COVID-19 pandemic caused an increase in maternal mortality in the Dominican
82 Republic (13). Data shows that in 2020, a rate of 127 per 100,000 live births was recorded,

83 well above the average for Latin America, which was 67 per 100,000 live births. Studies
84 conducted during the first year of the COVID-19 pandemic show that pregnancy and the
85 postpartum period could indeed pose additional risks for both women and babies (14).
86 Still, high-income countries have not observed an increase in pregnancy-related mortality,
87 leading to the belief that the increase in maternal mortality ratio due to COVID-19 could
88 be explained by some situations related to the more vulnerable context and obstetric care
89 directly affecting women and babies. According to (15), poor quality prenatal care,
90 insufficient resources to manage emergency and critical care, racial disparities in access
91 to maternity services, obstetric violence, and the pandemic pose additional barriers to
92 accessing health care.

93 With the aim of understanding the situation of severe maternal morbidity and maternal
94 mortality in the national context, characterizing maternal mortality due to Covid-19 in the
95 Dominican Republic in individual, contextual, and healthcare system aspects, this work
96 utilizes data from the National Epidemiological Surveillance System (SINAVE) and the
97 online live births database for the period 2015-2021. First, severe maternal morbidity
98 ratios (SMMR) were estimated for the period 2015-2021. Then, maternal mortality ratios
99 (MMR) were estimated for the period 2015-2021 by cause of death (direct, indirect, and
100 specific ICD causes), verifying if, from 2020 onwards, there was a change in the observed
101 behavior for the period. Finally, sociodemographic inequalities to which pregnant women
102 were exposed before and during the Covid-19 pandemic are examined from the
103 perspective of social determinants of health, identifying individual and contextual factors
104 that would contribute to a higher risk of dying from COVID-19.

105 **Literature review**

106 The estimated fertility rate for the Dominican Republic was 2.2 (16). With a life
107 expectancy at birth for 2021 of 74.02 years and infant mortality of 20.2 per 1,000 live
108 births (17). The country had 21% of the population below the poverty line in 2019 (16,18).
109 Between 2002 and 2014, there was a decrease in the percentage of pregnant individuals
110 who attended four or more prenatal care visits during pregnancy, as it decreased from
111 93.5% to 92.9%. On the other hand, 99.7% of births were attended by skilled personnel in
112 2018 (19,20). Regarding COVID-19 in 2020, the Dominican Republic ranked 26th within
113 the Americas Region in terms of the number of deaths from COVID-19 (16,18).

114 The Dominican state has undertaken various interventions in maternal and child health
115 over the past decades with objectives focused on strengthening programmatic networks
116 and collective health actions as established in international conferences of which the
117 country was a signatory (1,21). Although the interventions have contributed to sustained
118 reductions in maternal and child mortality, the program goals have not yet been achieved
119 (2,10,22), such as the goal set in the MDG 5 to reduce by 75% the maternal mortality rate
120 that existed in the early 1990s.

121 Santos and Patricio (8) argue that the national average tends to conceal the
122 heterogeneity of the health situation within the country, as mortality assumes a
123 differential behavior according to the geographical regions of each country. At the
124 provincial level, the areas with the highest maternal mortality ratio for 2016 correspond,
125 to a greater extent, to small provinces in terms of population, such as Independencia,
126 Santiago Rodríguez, Bahoruco, Pedernales, and Elías Piña. Some of these provinces are
127 located in the border area with Haiti, with high levels of poverty and limited coverage of

128 some basic services. The results also show that the provinces of María Trinidad Sánchez
129 and San Pedro de Macorís are in the group with the highest mortality ratio (8).

130 **Causes of maternal mortality**

131 The International Statistical Classification of Diseases (ICD) typifies and defines deaths
132 during pregnancy, childbirth, and the puerperium as direct or indirect maternal deaths
133 (23). Direct maternal death is the consequence of complications due to pregnancy,
134 childbirth, and the puerperium or their management. In 2016, in the Dominican Republic,
135 they represented 74% of maternal deaths, with hypertensive disorders standing out as
136 the leading cause of maternal death within this group (32%), followed by hemorrhages
137 (11%), sepsis (10%), pregnancy terminated by abortion (8%), and complications of the
138 puerperium (7%). Conversely, indirect maternal death is one generated as a consequence
139 of pre-existing diseases or other associated conditions that appear during pregnancy
140 and, although not related to it, lead to death because they are aggravated by the
141 physiological effect of pregnancy. In 2016, they represented 26% of deaths. Examples of
142 indirect deaths include malaria, hepatitis, or HIV infection (24). Additionally, late maternal
143 death is classified as those occurring after 40 days of the puerperium but before one year
144 after childbirth.

145 Regarding severe maternal morbidity, rates range from 3.8 to 12 per 1,000 births in
146 developed countries. There have been few reports in Latin America, so the true extent of
147 the problem is unknown, and studies have only been conducted in Brazil and Cuba (4,25–
148 27). In Brazil, for example, they estimated that severe maternal morbidity is close to 21.13
149 cases per 1,000 admissions for the period 2010-2019 at the national level.

150 Various national and international studies indicate that most complications that arise
151 during pregnancy, childbirth, or the puerperium occur during gestation, with higher rates
152 among women aged 40 and over, preceded by the age group of 14 to 19 years, and these
153 are highly preventable or treatable. Others may be present before pregnancy but worsen
154 during pregnancy, especially if not treated as part of women's health care or maternal
155 health care (1,9,28,29).

156 Most of them are foreseeable, undoubtedly linked to insufficient education and cultural
157 barriers of the population to the use of medical services, aggravated by inaccessibility to
158 obstetric care and the limited quality of such care, in addition to the lack of knowledge
159 and understanding of the problems that occur during pregnancy(30,31). The Latin
160 America and the Caribbean region have health systems with limited capacity, with lower
161 health financing, fewer hospital beds, lower satisfaction levels, and a lower doctor/patient
162 ratio (32).

163 **Maternal Mortality and Covid-19**

164 During the pandemic, the World Health Organization warned that pregnant women were
165 at greater risk of developing more aggressive forms of COVID-19 and, in some cases,
166 could progress to death (18). Physiological and immunological changes during
167 pregnancy can lead to more complicated clinical events, causing fetal distress,
168 premature rupture of membranes, premature births, and stillbirths (33). Takemoto
169 comment that, for developing countries, high birth rates and limited health resources
170 would result in an increase in maternal deaths (15).

171 Regarding care, there is suspicion of a higher risk of postoperative morbidity and
172 mortality for women with COVID-19 undergoing cesarean section surgery (1,32,34).
173 Regarding the cesarean section rate in the Dominican Republic, even without COVID-19,
174 it is close to 58%, which is among the highest in the world, far from the 15% accepted by
175 the WHO (35).

176 Unplanned pregnancies, deficiencies in prenatal care, the concentration of resources to
177 address the coronavirus, and the large number of cesarean births are situations that
178 affect the Dominican Republic and, along with other reasons, could worsen the
179 Dominican reality regarding maternal mortality during the coronavirus pandemic(36).
180 This leads to a hypothesis that COVID-19 intensifies the inequalities associated with
181 maternal mortality.

182 **Social Determinants of Health and Covid-19**

183 Health inequality are not limited to access to medical services or certain types of care.
184 The social determinants model illustrates how social dynamics interplay to create social

185 gradients in health (37). Housing, education, employment, geography, environment, and
186 economic conditions directly or indirectly affect their well-being and health (18,37,38).

187 Contextual factors that create social hierarchies or stratifications in societies produce
188 inequalities in maternal health (39–41). There is evidence that in the Dominican Republic,
189 maternal mortality is higher in territories with higher levels of multidimensional poverty
190 or in localities with lower levels of human development. Furthermore, the probability of a
191 woman dying from causes related to pregnancy, childbirth, or the postpartum period in
192 the most socially disadvantaged territories was about twice as high compared to the
193 most socially advantaged territories (8).

194 Within the structural determinants, factors such as economic level, race and ethnicity,
195 religion, gender, education, and occupation are also important (41–43). Regarding
196 intermediate health determinants, Hamal (41) point to factors in the community context
197 that include: area of residence, family context (family structure, decision-making power,
198 access to resources, marital communication), peer cohesion (support networks), factors
199 of the individual context (biological, such as age, parity, weight, height, health status
200 (infections and parasitic diseases), behavior (family planning, pre-/intra-/postnatal care,
201 emergency obstetric care, harmful traditional practices), and psychosocial factors.

202 Also, the part corresponding to the health system encompasses factors such as:
203 availability of health systems (family planning, pre-/intra-/postnatal care, emergency
204 obstetric care, referral, blood), accessibility (distance, time, transportation, transportation
205 cost, formal and informal payments for health services, medicines and supplements,
206 opportunity costs, companions, bribes, distribution and location of health facilities),
207 quality of care (previous experience, satisfaction with services and costs, quantity of

208 personnel/competence, diagnosis and action management), and lastly other unknown
209 or unpredicted factors (41,42).

210

211 In the pandemic crisis, the worsening of inequalities is largely due to containment policies
212 used to overcome the crisis (44,45). Using the words of Giannopoulou and Tsobanoglou
213 (46), limiting access to healthcare for a significant portion of the population, closing
214 medical centers for in-person visits, postponing appointments, and providing medical
215 and diagnostic assistance to non-priority individuals due to justified fear of infection in
216 hospitals translates into a significant impact on some pathologies.

217 In the case of COVID-19, they indicate that social status largely determines the risk of the
218 virus, accessibility to healthcare, and the effectiveness of confinement measures (47).

219 Conversely, the virus tends to increase inequality by reducing the incomes or work
220 capacity of those infected or those who have stopped working due to restrictions (48).

221 The aforementioned corroborates that the situation has affected population groups at
222 greater risk who face challenges in accessing healthcare services (49). In this particular
223 case, women may be disproportionately affected by the crisis: their income levels are, on
224 average, lower than those of men, their poverty levels are higher, and they are more likely
225 to be exposed to domestic violence (32).

226 From a theoretical perspective, various proposals have been developed for the
227 elaboration of conceptual models for studying the determinants of maternal mortality
228 and severe maternal mortality and morbidity (5,38,50–52), including the use of SINAVE
229 (53). The models address the problems by integrating potentially fatal complications
230 associated with the reproductive process and its surveillance with variables representing

231 socioeconomic contextual conditions at the municipal and departmental levels. The
232 variety of data structures used in epidemiological studies and the availability of statistical
233 procedures have increased the use of multilevel models. Some researchers like Maia (54)
234 argue that multilevel models emerge as an alternative to traditional multivariate models
235 by considering the intrinsic hierarchical nature of the data and analyzing the
236 autocorrelation between risk factors at aggregation levels.

237 **MATERIALS AND METHODS**

238 **Data**

239 **Sistema Nacional de Vigilancia Epidemiológico (SINAVE)**

240 We use data from the National Epidemiological Surveillance System (SINAVE), captured
241 by the Dirección General de Epidemiología and coordinated by the Ministry of Public
242 Health and Social Assistance (MSP). The population under surveillance in this database
243 of severe maternal morbidity and maternal death (including late ones) consists of
244 pregnant or postpartum women aged 10 to 49 years. In addition, for the notification of
245 severe maternal morbidity, the following criteria are established: 1) diagnosis of
246 eclampsia, hypovolemic shock, and septic shock. 2) need for transfusion (of 3 or more
247 units of any blood product), ICU admission, and/or emergency surgical procedure. 3)
248 organ dysfunction or failure: cardiac, vascular, renal, hepatic, metabolic, cerebral,
249 respiratory, and/or coagulation (55). The database contains 80 variables related to the
250 woman, childbirth, and healthcare institution. For specifications on the database, see
251 (29).

252 According to ECLAC (56), since the implementation of SINAVE, there has been a
253 significant improvement in coverage of maternal deaths. Over the years, maternal

254 mortality has been limited by problems of underreporting, either due to omission, errors
255 in recording causes of death (56), or differences in province-to-province coverage (57).

256 We conducted an analysis of data completeness and validation. Additionally, we
257 corrected the SINAVE database based on the REDENAF coverage. Between the years
258 2015 and 2021, a total of 14,655 cases of severe maternal morbidity and maternal
259 mortality were reported.

260 **Maternal Death Classification and COVID-19 Infection Classification**

261 The causes of death during pregnancy, childbirth, and the postpartum period, or late
262 maternal deaths, according to ICD-10, are listed in Table 1 (4,23). These are subdivided
263 into three categories: direct obstetric deaths, indirect obstetric deaths, and late obstetric
264 deaths.

265

266 **Table 1. Groups of basic causes of death during pregnancy, childbirth, and**
267 **the puerperium by ICD-10 codes**

DIRECT CAUSES	Code ICD-10
Edema, proteinuria and hypertensive disorders in pregnancy, childbirth and the puerperium	(O10-O16)
Hemorrhage in early pregnancy, antepartum and postpartum	(O20, O44-O46, O72)
Pregnancy with abortive outcome	(O00-O08)
Complications predominantly related to the puerperium	(O87-O92)
Sepsis and other puerperal infections	(O85-O86)

Other complications of pregnancy and childbirth	(021-043, 060-071, 073-075)
Obstetric death of unspecified cause	(095)

INDIRECT CAUSES

Human immunodeficiency virus [HIV] disease	(B20-B24)
Other viral diseases complicating pregnancy, childbirth and the puerperium	(0985)
Death from any obstetric cause	(098-099)

Late death

- 268 Source: WHO Guide for the Application of ICD-10 to Deaths Occurring During Pregnancy, Childbirth, and the Puerperium: CIEMM,
269 2012 & Maternal Mortality Situation in the Dominican Republic, MSP, 2016

270 In the Dominican Republic, there have been more than 659,761 cases of morbidity and
271 over 4,384 deaths from COVID-19 infectious respiratory disease as of January 21, 2023
272 (Johns Hopkins Coronavirus Resource Center, 2023), with a mortality rate close to 39.7
273 per 100,000 inhabitants (58). The initial declaration of a health emergency by the WHO
274 and the subsequent review of the pandemic required the creation of a new specific code
275 for Covid-19, U07.1 (59). If during pregnancy, childbirth, or the puerperium, a woman is
276 admitted (or has a medical care episode) for a condition due to COVID-19, it should be
277 registered as the main diagnosis, with a code from the subcategory O98.5 "Other viral
278 diseases complicating pregnancy, childbirth, and the puerperium", followed by the code
279 U07.1. Codes related to COVID-19 always take priority in sequence (59).

280 **Live Births**

281 Information regarding live births is available on the website of the Ministry of Public
282 Health and Social Assistance of the Dominican Republic. These data comprise an annual
283 consolidated report from three registration sources: the Weekly Report of Syndromes,
284 Diseases, and Events of Mandatory Notification (EPI-1), the specialized services
285 production form (67th), and the online birth registry database, resulting in a single
286 consolidation for each establishment depending on the completeness of each source
287 (55).

288 **METHODS**

289 In order to estimate the Severe Maternal Morbidity Ratios (SMMR) and the Maternal
290 Mortality Ratios (MMR) for the period 2015-2021 by cause of death (direct, indirect, and
291 specific causes of the ICD), descriptive analyses were performed. Cases of Severe

292 Maternal Morbidity (SMM) are identified as women who entered the surveillance system
293 during pregnancy, childbirth, or the puerperium and left the system under the condition
294 of "alive"; for Maternal Mortality (MM) cases, women in the "deceased" condition are
295 considered. The main objective was to verify if there was a change in the observed
296 behavior starting from 2020.

297 **Maternal Mortality Ratio**

298 The Maternal Mortality Ratio (MMR) is the most commonly used measure of maternal
299 mortality and is described as the relationship between the number of deaths due to
300 maternal causes and the number of live births in the same period of time. To calculate it,
301 late maternal deaths are excluded from the numerator. For the estimation of the MMR,
302 maternal deaths of women aged 10 to 49 years were used for each year from 2015 to
303 2021 as the numerator, and live births from the same period were used as the
304 denominator. Expressed per 100,000 live births, it measures the risk of death due to
305 obstetric reasons once a woman becomes pregnant.

306 It is worth noting that for the calculation of this indicator, maternal deaths captured by
307 SINAVE were used without correction, due to the good coverage and quality of SINAVE
308 information. Literature indicates that there is no need to use a correction factor in
309 provinces where the death is well investigated, such as in Belo Horizonte, for example
310 (60). We also calculated the adjusted MMR (MMR_{adj}) using a correction factor of 2.46%
311 for maternal deaths in the numerator (representing the average percentage of non-
312 coverage of SINAVE relative to RENADEF). The last is considered a more conservative
313 ratio.

314 **Severe Maternal Morbidity Ratio**

315 To estimate Severe Maternal Morbidity (SMM) in the Dominican Republic between 2015
316 and 2021, the SMM cases in women aged 10 to 49 years for each year observed in the
317 period was divided by the number of live births in the period, according to the WHO
318 guidelines (61). For this indicator, similar to the Maternal Mortality Ratio (MMR) indicator,
319 no adjustment was made to exclude births of women older than 49 years from the
320 denominator due to their low proportion.

321 **Proportion of maternal deaths due to a specific cause**

322 The proportion of deaths due to a specific cause refers to the incidence of a death due to
323 a specific cause as percentage of all maternal deaths. For the calculation of the
324 proportion of deaths due to a cause, the number of direct and indirect obstetric deaths
325 were used as the numerator, divided by the total number of maternal deaths (62).

326 **Maternal Mortality Ratio by specific cause**

327 The Maternal Mortality Ratio by specific cause corresponds to the number of maternal
328 deaths due to a specific cause per 100,000 live births.

329 **Mixed effect models**

330 To examine the sociodemographic inequalities to which women in pregnancy, childbirth,
331 or the postpartum period were exposed before and during the Covid-19 pandemic, we
332 used individual level data from SINAVE, which contains cases of extreme maternal
333 morbidity and maternal mortality. Of the total of 14,655 complete case records, 1,431
334 (9.8%) presented the condition of interest (death), considered as the dependent variable.
335 Women's characteristics were used as explanatory variables while contextual variables

336 were aggregated at the level of each of the provinces of residence of women, constructed
337 using the databases of the National Multiple-Purpose Household Surveys (63) conducted
338 by the National Statistics Office of the Dominican Republic. Contextual variables are
339 proportions calculated with women aged 10 to 49 years as the denominator in each
340 province. A summary can be seen in Table 1.

341 Multilevel models were adjusted with the purpose of controlling the effect of observations
342 in each of the 32 provinces (intracluster correlation). For this, mixed effects models with
343 a logit link function (due to the dichotomous nature of the dependent variable) were
344 performed, placing contextual variables and the year receiving health care as random
345 effects, while individual-level variables were placed as fixed effects in the model.
346 Additionally, interactions between the year of receiving care and residence in a border
347 province were conducted under a multiplicative effect interaction. To obtain risk
348 estimates (OR), the estimated coefficients from the model were exponentiated, and a
349 level of statistical significance of 0.05 was assumed. R Studio software version 4.2.1 was
350 used to carry out the analyses described.

351 **RESULTS**

352 Severe Maternal Morbidity Ratio (SMMR)

353 In the period between 2015 to 2021, 13,224 cases of extreme maternal morbidity were
354 registered in the National Epidemiological Surveillance System (SINAVE), involving
355 women aged 10 to 49 years residing in the Dominican Republic.

356 Figure 1 shows the numbers of SMM cases and the SMMR by year. It can be observed
357 that between 2015 and 2017, there appears to be a slightly declining pattern, with values
358 of 9.5, 7.8, and 7.6 cases per 1,000 live births, respectively. Starting from 2018, it
359 increased to 10.4 per 1,000 live births and followed an increasing trend in 2019 (12.1 per
360 1,000 live births). In 2020, the indicator seems to decrease, showing a ratio of 10.4 per
361 1,000 live births; however, what we could be witnessing is a decline in admissions of
362 pregnant women and postpartum women, caused by the COVID-19 pandemic. As for
363 2021, a significant difference in the maternal morbidity ratio can be observed, which
364 recorded a ratio of 16.5 per 1,000 live births.

365

366

367 **Figure 1: Severe maternal morbidity ratio and number of cases of severe**
368 **maternal morbidity, Dominican Republic, 2015-2021**

369 **Source:** National Epidemiological Surveillance System (SINAVE), Health Situation Analysis Directorate (DASIS), Department of
370 Biostatistics (DB), 2015-2021.

371 **Note:** Number of cases of extreme maternal morbidity within the bars.

372

373

374 **Maternal Mortality Ratio (MMR)**

375 During the period 2015 to 2021, a total of 1,325 maternal deaths were recorded in the
376 National Epidemiological Surveillance System (SINAVE), corresponding to women aged
377 10 to 49 residing in the Dominican Republic.

378 Figure 2 shows the changes in maternal mortality during the period 2015-2021. The initial
379 years did not present significant changes, with the MMR in 2015 being 115.3 maternal
380 deaths per 100,000 live births, followed by an MMR of 102.5 per 100,000 live births. For
381 the following two years, higher rates were recorded, specifically in 2017 with an MMR of
382 111.3 maternal deaths per 100,000 live births and 2018 with an MMR of approximately
383 110.0 maternal deaths per 100,000 live births. Regarding the year 2019, it began to show
384 a decline with an MMR of 91.4 per 100,000 live births, representing a decrease in the ratio
385 of 18.6% compared to 2018.

386 Additionally, we can highlight in this graph the trend line with two branches that diverge
387 in the years 2020 and 2021 showing a simulation. In blue, the maternal mortality ratio for
388 the period with maternal deaths including COVID-19 cases in 2020 and 2021 is presented,
389 while in orange, starting from 2019, are the MMRs for 2020 and 2021, but in this case,
390 excluding maternal deaths due to COVID-19.

391 Regarding the MMR excluding COVID-19 cases (orange line, Figure 2), based on a
392 counterfactual scenario, in the years 2020 and 2021, there would have been an MMR of
393 101.7 and 115.9 maternal deaths per 100,000 live births, respectively, values that would
394 have been close to the average MMR in the period 2015-2019 (dotted red line). In other
395 words, the evolution of the MMR for the period 2015-2021, without COVID-19 cases,
396 pointed to a stagnant pattern, as oscillations around similar values were observed.

397 **Figure 2. Maternal Mortality Ratio, Dominican Republic, 2015-2021**

398 **Source:** National Epidemiological Surveillance System (SINAVE), Health Situation Analysis Directorate (DASIS), Department of
399 Biostatistics (DB), 2015-2021.

400 **Note:** Number of maternal deaths within the bars.

401

402 Exiting the counterfactual scenario, including all reported cases (blue line, Figure 2), a
403 notable increase in the MMR for the years 2020 and 2021 compared to previous years is
404 observed, with this being 124.2 and 153.7 maternal deaths per 100,000 live births,
405 respectively, indicating a significant rise in the indicator for the latter year.

406 **Causes of Maternal Deaths**

407 The analysis of the distribution of maternal mortality according to causes of death in the
408 for the period 2015-2021 is presented in Figure 3. The following characteristics are
409 observed: direct obstetric causes are responsible for more than 70% of maternal deaths
410 from 2015 to 2020, except for the year 2021, which registred 62.5% of maternal deaths.
411 On the other hand, indirect obstetric causes remained constant from 2015 to 2017,
412 showing values close to 27%, while in the years 2018 and 2019 they decreased to 23.4%
413 and 19.7% respectively. Regarding 2020 and 2021, there was a considerably high
414 increase of 29.3% and 37.5% respectively.

415

416 **Figure 3. Percentage distribution of maternal mortality according to causes of**
417 **Maternal deaths per year, Dominican Republic, 2015-2021**

418

419 **Source:** National Epidemiological Surveillance System (SINAVE).

420 Considering the literature regarding obstetric transition, there is a predominance of direct
421 obstetric causes in all years, the most easily preventable. Within direct maternal causes,
422 the group of edema, proteinuria and hypertensive disorders in pregnancy, childbirth and
423 the puerperium predominates, ranging from 21.3% to 38.7%, followed by antepartum,
424 intrapartum, and postpartum hemorrhage, and other complications of the postpartum
425 period.

426 The role of pre-existing conditions is highlighted in indirect mortality, which is more
427 difficult to reduce. In this regard, this subcategory presents proportions of 2.7% in 2015,
428 0.5% in 2017, and 1.2% in 2019; no cases of maternal death under this cause of death
429 were recorded in 2016 and 2019. However, for the years corresponding to the COVID-19
430 pandemic, the proportion of cases under this category corresponds to 18.1% and 24.6%
431 for the years 2020 and 2021, respectively. In numbers, in 2020, 39 cases of maternal
432 deaths were registered under this cause, while in 2021, 67 cases of maternal deaths
433 classified as COVID-19 were recorded.

434 The MMR due to direct obstetric causes was of 84 maternal deaths per 100,000 live
435 births in 2015 (Table 2). In comparison, in 2021, the number was 96.1 maternal deaths
436 per 100,000 live births. During the period, there was an increase of 12.1 maternal deaths
437 due to direct obstetric causes per 100,000 live births. Maternal mortality is high
438 regardless of COVID-19. The MMR due to "other viral diseases complicating pregnancy,
439 childbirth, and the puerperium," which in the years before the COVID-19 pandemic (2015-
440 2019) had shown a maximum value of 3.1 deaths per 100,000 live births (in 2015). In
441 2020, it reached 22.5 deaths per 100,00 live births, peaking in 37.9 in 2021.

442

443 **Table 2. Maternal Mortality Ratio by Specific Cause per Year, Dominican Republic,**
 444 **2015-2021**

Causes of maternal deaths	Year of death						
	2015	2016	2017	2018	2019	2020	2021
	5	6	7	8	9	0	
Direct causes	84.0	74.0	80.8	84.2	73.4	87.8	96.1
Edema, proteinuria and hypertensive disorders in pregnancy, childbirth and the puerperium	31.3	30.2	39.3	38.9	35.4	39.3	32.8
Pregnancy with abortive outcome	6.1	5.9	9.4	5.3	7.4	8.7	8.5
Hemorrhage in early pregnancy, antepartum and postpartum	11.0	10.7	11.1	8.4	6.3	13.9	11.3
Obstetric death of unspecified cause	9.2	10.1	3.9	7.9	5.8	16.8	12.4
Other complications of pregnancy and childbirth	2.5	1.8	2.8	4.2	3.2	2.3	19.2
Complications predominantly related to the puerperium	13.5	5.9	8.3	10.5	10.6	3.5	8.5
Sepsis and other puerperal infections	10.4	9.5	6.1	8.9	4.8	3.5	3.4
Indirect causes	31.3	28.4	30.4	25.8	18.0	36.4	57.6
Death from any obstetric cause	23.9	24.3	23.2	23.7	15.3	11.0	17.0
Human immunodeficiency virus [HIV] disease	4.3	4.1	6.6	2.1	1.6	2.9	2.8
Other viral diseases complicating pregnancy, childbirth and the puerperium	3.1	0.0	0.6	0.0	1.1	22.5	37.9

	115.	102.	111.	110.		124.	
					91.4		153.7
All maternal deaths	3	5	3	0		2	

445

446 **Source:** National Epidemiological Surveillance System (SINAVE)

447

448

449 Additionally, the MMR for "anteartum, intrapartum, and postpartum hemorrhage" and
 450 "obstetric death of unspecified cause" show an increase in 2020 of 13.9 and 16.8,
 451 respectively. The MMR for other complications of pregnancy and childbirth, which in the
 452 period from 2015 to 2020 showed values between 1.8 and 4.2, however, increased to
 453 19.2 deaths per 100,000 live births in 2021.

454

455 **Contextual sociodemographic of maternal deaths**

456 Figure 4 presents the spatio-temporal evolution of the maternal mortality ratio for each
 457 of the provinces in the Dominican Republic for the period 2015 to 2021, in addition to the
 458 period average. Thus, despite the Dominican Republic presenting a considerably high
 459 maternal mortality ratio, the national average tends to conceal the heterogeneity of the
 460 health situation within the country (8).

461 **Figure 4. Maternal Mortality Ratio by province of residence, Dominican**
 462 **Republic, 2015-2021**

463 **Source:** National Epidemiological Surveillance System (SINAVE).

464 The analysis by provinces allows identifying the locations with the highest ratios and,
 465 based on this, prioritizing them for further analysis and identifying possible associated
 466 factors. The national average of the maternal mortality ratio for the period 2015-2021
 467 shows that the provinces Independencia (MMR: 364/100,000 live births), Monte Cristi
 468 (MMR: 232.7/100,000 live births), and Pedernales (MMR: 227/100,000 live births) showed
 469 the highest levels of this indicator. On the other hand, the provinces Distrito Nacional
 470 (MMR: 44.1/100,000 live births), Hermanas Mirabal (MMR: 74.6/100,000 live births), and
 471 Santiago (MMR: 77.8/100,000 live births) presented the lowest levels in relation to the
 472 maternal mortality ratio.

473
 474 In Table 3, some sociodemographic characteristics of women who presented conditions
 475 of severe maternal mortality or morbidity during the period 2015-2021, captured by
 476 SINAVE, are shown. In general terms, around 10% of these women died due to maternal
 477 mortality during the period.

478 **Table 3. Sociodemographic Characteristics of Women aged 10 to 49 who**
 479 **Presented Conditions of MM or SMM, Dominican Republic, 2015-2021**

480
 481

Characteristics	Maternal deaths		Total N=14,655 (100%)
	No N=13,224 (90.2%)	Yes N=1,431 (9.8%)	
Age group, n (%)			
10_19	3001 (22.7%)	202 (14.1%)	3203 (21.9%)
20_29	6409 (48.5%)	641 (44.8%)	7050 (48.1%)

30_39	3434 (26.0%)	513 (35.8%)	3947 (26.9%)
40_49	380 (2.9%)	75 (5.2%)	455 (3.1%)
Pregnant, n (%)			
No	4172 (31.5%)	398 (27.8%)	4570 (31.2%)
Yes	9051 (68.4%)	1032 (72.1%)	10083 (68.8%)
Missing	1 (0.0%)	1 (0.1%)	2 (0.0%)
Residing in border provinces, n (%)			
No	12530 (94.8%)	1352 (94.5%)	13882 (94.7%)
Yes	692 (5.2%)	78 (5.5%)	770 (5.3%)
Missing	2 (0.0%)	1 (0.1%)	3 (0.0%)
Nationality, n (%)			
Dominican	10837 (81.9%)	1103 (77.1%)	11940 (81.5%)
Haitian	2352 (17.8%)	324 (22.6%)	2676 (18.3%)
Others	35 (0.3%)	4 (0.3%)	39 (0.3%)
Time of care within less than 24 hours, n (%)			
No	4199 (31.8%)	636 (44.4%)	4835 (33.0%)
Yes	9025 (68.2%)	795 (55.6%)	9820 (67.0%)
Mobility for seeking care, n (%)			
No	9102 (68.8%)	936 (65.4%)	10038 (68.5%)
Yes	4120 (31.2%)	494 (34.5%)	4614 (31.5%)
Missing	2 (0.0%)	1 (0.1%)	3 (0.0%)
Infected with Covid-19 during the pandemic*			
No	4,472 (94.7)	388 (79.2)	4,860 (93.3)
Yes	249 (5.3)	102 (20.8)	351 (6.7)
Comorbidities			
No	10398 (78.6%)	1006 (70.3%)	11404 (77.8%)
Yes	2826 (21.4%)	425 (29.7%)	3251 (22.2%)
Year of attention			
2015	1547 (11.7%)	190 (13.3%)	1737 (11.9%)

2016	1309 (9.9%)	172 (12.0%)	1481 (10.1%)
2017	1382 (10.5%)	203 (14.2%)	1585 (10.8%)
2018	1980 (15.0%)	208 (14.5%)	2188 (14.9%)
2019	2285 (17.3%)	168 (11.7%)	2453 (16.7%)
2020	1807 (13.7%)	220 (15.4%)	2027 (13.8%)
2021	2914 (22.0%)	270 (18.9%)	3184 (21.7%)

482 **Source:** National Epidemiological Surveillance System (SINAVE)

483 **Note:** *for the denominator, cases for 2020 and 2021 were used.

484

485 Around 2 out of 10 women were of Haitian nationality (18.3%), with this proportion being
486 even higher among women who lost their lives due to maternal causes (22.6%). It is worth
487 noting that, while other nationalities are observed, this proportion is relatively low,
488 reaching less than 1% in the data. Among all female inhabitants of the Dominican
489 Republic, it is estimated that only 6.2% are Haitian migrants, and 0.7% are of other
490 nationalities (64). Among live births, 13% are children of Haitian women, and 0.9% are
491 children of women of other nationalities (65).

492

493 In Table 3 also, clinical and health care-related characteristics are showed. Regarding
494 comorbidities present in this population, it was reported that 22.2% of these women had
495 some comorbidity, with this proportion considerably higher (29.7%) in the group of
496 women who died.

497 In general terms, the average length of stay was 1.30 days (SD = 4.54); however, the
498 average length of stay for women who died was 3.19 days (SD = 8.35). It is observed that
499 nearly 7 out of 10 women (67.0%) received care within the same day; however, this

500 proportion decreases in the group of women who died (close to 5 out of 10 women, or
501 55.6%).

502 Regarding mobility in seeking care, peregrination, we can observe that 3 out of 10 women
503 (31.5%) received care in a province different from the one reported as their province of
504 residence, a proportion that in the group of women who died, turned out to be slightly
505 higher (34.5%). During the years 2020 and 2021, in general terms, 6.7% of these women
506 reported having been infected; however, this proportion is 3.1 times higher in the group
507 of women who died (20.8%).

508 In the adjusted models, as can be seen in Table 4, comparing to the group age 10-19, the
509 higher the women's age, the highest the chance of mortality. Other individual
510 characteristics also increases the risk, such as being of Haitian origin (36.7%, p-value <
511 0.001) being pregnant (17.8%, p-value = 0.024) and presenting comorbidities (76,2%, p-
512 value < 0.001). Regarding characteristics related to the health care system, receiving care
513 on the same day symptoms began is considered a protective factor against maternal
514 mortality (p-value = 0.024), reducing the risk of death by 33.2%.

515

516

517

518

519

520

Table 4. Multivariate model of association for maternal mortality using severe maternal morbidity cases as reference.

Variables	Model 1 *		Model 2 **		Model 3 **	
	OR	P value	OR	P value	OR	P value
Individual Level						
Age group (Ref: 10-19 years)						
20-29 years	1.436	<0.001	1.491	<0.001	1.494	<0.001
30-39 years	2.054	<0.001	2.145	<0.001	2.147	<0.001
40-49 years	2.855	<0.001	2.933	<0.001	2.939	<0.001
Pregnant (Ref: No)	1.078	0.282	1.182	0.021	1.178	0.024
Residing in border provinces (Ref: No)	0.640	0.424	1.041	0.917	0.293	0.098
Nationality (Ref: Dominican)						
Haitian	1.303	<0.001	1.360	<0.001	1.367	<0.001
Others	0.953	0.939	0.850	0.798	0.849	0.797
Time of care within less than 24 hours (ref: No) (Ref: No)						
No)	0.651	<0.001	0.672	<0.001	0.668	<0.001
Mobility for seeking care (Ref: No)	0.940	0.402	0.857	0.045	0.858	0.045

Type of care (Ref: Hospitalization)						
Outpatient	7.155	<0.001	6.921	<0.001	6.950	<0.001
At home	3.190	0.006	3.124	0.011	3.102	0.011
Referred	0.650	0.026	0.627	0.028	0.620	0.025
Comorbidities (Ref: No)						
	1.735	<0.001	1.760	<0.001	1.762	<0.001
Infected with Covid-19 during the pandemic (Ref: No)						
	3.683	<0.001	4.750	<0.001	4.779	<0.001
Year of attention (Ref: 2015)						
2016	-	-	0.806	0.369	0.804	0.408
2017	-	-	0.688	0.139	0.668	0.131
2018	-	-	0.548	0.032	0.440	0.004
2019	-	-	0.392	0.001	0.326	0.000
2020	-	-	0.482	0.019	0.399	0.005
2021	-	-	0.430	0.017	0.296	<0.001
Interaction between residing in border provinces and Year of attention						
Residing in border provinces : year 2016	-	-	-	-	0.838	0.817
Residing in border provinces : year 2017	-	-	-	-	1.050	0.952

Residing in border provinces : year 2018	-	-	-	-	4.370	0.060
Residing in border provinces : year 2019	-	-	-	-	3.536	0.133
Residing in border provinces : year 2020	-	-	-	-	3.141	0.218
Residing in border provinces : year 2021	-	-	-	-	13.774	0.004

Provincial Level

Female-headed households	0.080	0.296	-	-	-	-
Urban residential area	0.050	0.045	-	-	-	-

522 "-" Coefficients were not included in the model to avoid collinearity between year of attention variable and both provincial-level variables

523 * Random effects were added at the provincial level for female-headed households and urban residential area

524 ** Random effects related to the year of attention were introduced at the provincial level.

525

526

527

528

529 When comparing women who received outpatient care with women who got
530 hospitalized, the former have a 6.9 times higher risk of dying (p -value < 0.001). Similarly,
531 receiving care at home is also considered a risk factor for mortality (Odds: 3.10 p -value =
532 0.006) compared to women who were hospitalized. Conversely, receiving care through
533 referrals (women who were already hospitalized or received care at another facility) is
534 considered a protective factor against mortality (p -value = 0.026), reducing the risk of
535 maternal death by 37.8%. Mobility for seeking care is associated with less maternal
536 mortality (p -value = 0.045), reducing the risk of maternal death by 14.2%.

537 With regard to characteristics associated with the context of the COVID-19 pandemic,
538 women in SMM condition who reported being infected with the virus have a 4.8 times
539 higher risk of dying from maternal death than women who were not infected (p -value $<$
540 0.001). Taking 2015 as a reference year, all years (2016 to 2021) demonstrate fewer
541 chances of observing maternal mortality, being significant for the years 2018 (p -value =
542 0.032), 2019 (p -value < 0.001), 2020 (p -value < 0.049), and 2021 (p -value < 0.072). This
543 can be translated as an improvement in care; however, this improvement in care was not
544 general for all women, as observed in the interactions of model 3. In this adjusted models,
545 the provinces located in the southwest region of the Dominican Republic, the ones that
546 border the Republic of Haiti and are the ones with the worst socioeconomic conditions,
547 are associated with a 13 times increase in the odds of dying in the year 2021 (p -value =
548 0.002) and indicating a 13.8 times higher risk for women residing in these border
549 provinces compared to women who do not reside in these provinces.

550 **Discussion and Conclusion**

551 The first objective of this study was to estimate severe maternal morbidity ratios and
552 maternal mortality ratios for the period 2015-2021, verifying if, starting from 2020, there
553 was a change in the observed behavior for the period. We find that during the years 2015
554 to 2019, severe morbidity showed a slightly pronounced pattern of increase, which could
555 be attributed to the improvement in the surveillance protocol of the SINAVE; however, in
556 2020, the indicator seems to decrease, showing a ratio of 10.4 for every 1,000 live births.
557 The first hypothesis suggests a decrease in the income of pregnant women and
558 puerperal women, caused by the COVID-19 pandemic, which according to Rivera
559 Alvarado (66), impacted access to healthcare services leading to a parallel crisis in sexual
560 and reproductive health and a consequent exacerbation of social inequalities.

561 In the same vein, OPS (16) stated that COVID-19 caused devastating impacts on women,
562 pregnancy care, and newborn care, with the virus interrupting services in almost half of
563 the countries in the Americas. At the same time, it indicates that pregnant women are
564 more vulnerable to respiratory infections such as COVID-19 and that if pregnant women
565 become ill, they tend to develop more severe symptoms.

566 The second scenario regarding the decrease in SMMR in 2020 could be due to a change
567 in the detection of severe maternal morbidity cases. Recent research has shown
568 evidence that problems arose in the notification and properly conducted diagnosis during
569 the first year of COVID-19, causing a disruption in the 2020 data (67). In 2021, the
570 indicator recorded a ratio of 16.5 for every 1,000 live births.

571 Regarding the results of the estimates of the Maternal Mortality Ratio for the period 2015
572 to 2021 in the Dominican Republic, until the year 2018, the MMR did not present
573 significant changes, that is, the evolution of this indicator seemed stagnant, except for

574 the year 2019, which decreased to an MMR of 91.4 for every 100,000 live births. The
575 MMR for 2020 and 2021 compared to previous years shows a significant increase of
576 124.2 and 153.7 maternal deaths per 100,000 live births, respectively, which can be
577 directly linked to the COVID-19 pandemic. This increase in MMR associated with COVID-
578 19 in the years 2020 and 2021 has also been recorded in other countries in Latin America
579 and the Caribbean, such as Brazil. According to Valongueiro (68) in Rio de Janeiro,
580 preliminary information for 2021 showed an MMR of 201.7 maternal deaths per 100,000
581 live births, for an increase in MMR between 2019 and 2021 of 150%.

582 One way to measure the impact of the pandemic is to analyze excess mortality, that is,
583 the level of mortality at a given time compared to recent trends or, in this case, the
584 expected value (67). Adopting the practices carried out by Lima (67), when comparing
585 the number of maternal deaths for the years 2020 and 2021 with the average for previous
586 years (2015-2019) (188.8 deaths), we have an excess of 13.9% and 44.1% of maternal
587 deaths in 2020 and 2021, respectively. Repeating this exercise to estimate the excess
588 deaths for general mortality (all people, not just obstetric), using the data of registered
589 deaths (65), for the years 2020 and 2021, an excess in general mortality of 6.1% and
590 10.6% was recorded, respectively.

591 Direct obstetric causes account for more than 70% of maternal deaths from 2015 to
592 2020, except for the year 2021, which showed 62.5% of maternal deaths. On the other
593 hand, indirect obstetric causes from 2015 to 2017 remained constant, showing values
594 close to 27%, while in 2018 and 2019 they decreased to 23.4% and 19.7%, respectively.
595 The proportion of deaths caused by the subcategory "Other viral diseases that
596 complicate pregnancy, childbirth, and the postpartum period" reached 18.1% and 24.6%

597 for the years 2020 and 2021, respectively. Concerning 2020 and 2021, indirect causes,
598 such as the viral infections, had a considerably high increase of 29.3% and 37.5%,
599 respectively. Despite the increase in indirect obstetric causes, according to Say (61),
600 severe hemorrhages (mostly postpartum) and complications during childbirth are
601 among the main complications that cause 75% of maternal deaths. Throughout the
602 period there was an increase of 12.1 maternal deaths due to direct obstetric causes per
603 100,000 live births, an increase that can be attributed to the disruptions that the
604 healthcare system had due to the COVID-19 pandemic (67).

605 The results also show that women's age is considered a risk factor related to maternal
606 mortality. The results also highlight the proportion of cases in adolescent women (21.9%),
607 compatible with adolescent pregnancy rates in the Dominican Republic (63). At the other
608 end of the age spectrum are women aged 40 to 49, representing about 3% of maternal
609 and extreme maternal mortality cases. These results are related to those presented by
610 Donoso and colleagues (69), which state that pregnancy at the extremes of reproductive
611 age is a risk factor for maternal, perinatal, and infant morbidity and mortality.

612 Other findings are supported by the literature, such as the fact that complications or
613 comorbidities may exist before pregnancy, but these worsen during gestation,
614 particularly when not treated as part of women's healthcare (9,18,20,28). The results also
615 highlight the importance of providing immediate care (28) for improving the chances of
616 survival.

617 Thinking about the role of the social determinants of health for the maintenance of health
618 inequalities (39), especially when it comes to sexual and reproductive health, this paper
619 adds to the existing evidence that maternal mortality is higher in territories with higher

620 levels of multidimensional poverty or in localities with lower levels of human
621 development. Patricio and Santos (8) show how the probability of a woman dying from
622 causes related to pregnancy, childbirth, or the postpartum period in the most socially
623 disadvantaged territories was around twice as high compared to the most socially
624 favored territories. Our results revealed that being a resident of an international bordering
625 area in 2021 multiplied the chances of dying by 13; and being of Haitian nationality carried
626 out a 30.3% higher chance of incurring in maternal death compared to a woman of
627 Dominican nationality. Knowing that economic level, race and ethnicity, religion, gender,
628 education and occupation have an impact on health outcomes through intermediate
629 determinants (41,70) leads to the assumption that there is an intersection of these
630 factors in Haitian women, migrants, possibly of low income, residing in more
631 disadvantaged localities. It is worth emphasizing that at the population level, the greatest
632 migration received by the Dominican Republic is from Haitian citizens due to the
633 proximity and vast social and economic differences that favor this situation (9). As the
634 World Health Organization states, research on severe maternal morbidity can indicate
635 the way to reduce high maternal mortality rates; however, more studies should be
636 conducted that include social, economic, political, and health determinants in the
637 Dominican Republic and more public policy is needed to address the sociodemographic
638 and economic conditions of women in order to improve access to and use of health
639 services.

640 The findings show that the pandemic brought up a catastrophic situation for maternal
641 health. However, maternal mortality is high in the Dominican Republic regardless of
642 COVID-19. In addition, there was an increase in poorly specified causes, so the numbers
643 might be underestimated. As the country has not been able to experience a significant

644 reduction in maternal mortality without COVID-19 cases, it moves away from achieving
645 the 2030 Agenda and the Sustainable Development Goals. (1)

646 REFERENCES

- 647 1. Organización Mundial de la Salud (OMS). Mortalidad materna. 2018. Mortalidad
648 Materna.
- 649 2. Martín Vásquez JA. La mortalidad materna y perinatal en la República Dominicana.
650 [Santo Domingo]: Universidad Nacional Pedro Henríquez Ureña UNPHU; 1983.
- 651 3. World Health Organization (WHO). Maternal mortality in 2005: estimates developed
652 by WHO, UNICEF, UNFPA, and the World Bank. Geneva; 2007.
- 653 4. Souza JP, Cecatti JG, Haddad SM, Parpinelli MA, Costa ML, Katz L, et al. The WHO
654 Maternal Near-Miss Approach and the Maternal Severity Index Model (MSI): Tools
655 for Assessing the Management of Severe Maternal Morbidity. PLoS One. 2012 Aug
656 29;7(8): e44129.
- 657 5. Zureick-Brown PS, Newby H, Chou D, Mizoguchi N, Say L, Suzuki E, et al. Elementos
658 para comprender las tendencias mundiales de la mortalidad materna. Int Perspect
659 Sex Reprod Health. 2014;(SPEC. ISSUE):13–23.
- 660 6. Organización Panamericana de la Salud (OPS). Clasificación Estadística
661 Internacional de Enfermedades y Problemas Relacionados con la Salud.
662 Washington, D.C.; 1992.
- 663 7. Díaz de León Ponce MA, Briones Garduño JC. La muerte materna indirecta en
664 ocasiones puede ser directa o un incidente adverso. Medicina Crítica. 2014 Apr;
665 XXVIII:95–9.

- 666 8. Santos Mercedes KD, Patricio Baldera J. Desigualdades sociales en la mortalidad
667 materna, República Dominicana, 2016. *Ciencia y Salud*. 2023 Oct 14;7(3):23–36.
- 668 9. MISPAS M de SP y AS de la RD. Un vistazo a las desigualdades en Salud Materna,
669 Infantil y Adolescente. Santo Domingo; 2016.
- 670 10. (PNUD) P de las NU para el D. Objetivos de Desarrollo del Milenio Informe de 2015.
671 2015 Jul.
- 672 11. (MEPyD) M de EP y D. Objetivos de Desarrollo del Milenio: Informe de Seguimiento,
673 2013. Santo Domingo; 2014 Feb.
- 674 12. World Bank. GDP per capita (current US\$) - Dominican Republic. (2021.). World
675 Bank Open Data. 2021. GDP per capita (current US\$) - Dominican Republic.
- 676 13. El Fondo de las Naciones Unidas para la Infancia (UNICEF). "Más de un 80% de las
677 muertes maternas y neonatales son evitables." 2021.
- 678 14. Westgren M, Pettersson K, Hagberg H, Acharya G. Severe maternal morbidity and
679 mortality associated with COVID-19: The risk should not be downplayed. *Acta
680 Obstet Gynecol Scand*. 2020 Jul 13;99(7):815–6.
- 681 15. Takemoto MLS, Menezes M de O, Andreucci CB, Nakamura-Pereira M, Amorim
682 MMR, Katz L, et al. The tragedy of COVID-19 in Brazil: 124 maternal deaths and
683 counting. *International Journal of Gynecology & Obstetrics*. 2020 Oct
684 29;151(1):154–6.
- 685 16. Organización Mundial de la Salud (OMS), Organización Panamericana de la Salud
686 (OPS). *Salud en las Américas*. 2021. *Salud en las Américas*.

- 687 17. Oficina Nacional de Estadística (ONE). Indicadores de crecimiento demográfico
688 proyectados y estimados, 2000-2030. 2015. Indicadores de crecimiento
689 demográfico proyectados y estimados, 2000-2030.
- 690 18. Organización Panamericana de la Salud (OPS), Organización Mundial de la Salud
691 (OMS). Alerta epidemiológica COVID-19 durante el embarazo. 2020. Alerta
692 Epidemiológica: COVID-19 durante el embarazo.
- 693 19. Fondo de Población de las Naciones Unidas (UNFPA), Centro de Estudios de
694 Género Instituto Tecnológico de Santo Domingo (CEG/ INTEC), Ministerio de Salud
695 Pública de la Republica Dominicana (MSP). Análisis de Género en la Mortalidad
696 Materna de República Dominicana Resumen Ejecutivo. Santo Domingo; 2017.
- 697 20. (MISPAS) M de SP y AS de la RD. Evaluación de indicadores de resultados en el
698 marco de la Alianza Nacional para Acelerar la Reducción de la Mortalidad Materna
699 e Infantil. Santo Domingo; 2020 Mar.
- 700 21. Mahler H. THE SAFE MOTHERHOOD INITIATIVE: A CALL TO ACTION. The Lancet.
701 1987 Mar;329(8534):668.
- 702 22. (MISPAS) M de SP y AS de la RD. Plan Estratégico Nacional para la Reducción de
703 la Mortalidad Materna e Infantil 2012-2016. Santo Domingo; 2012 Nov.
- 704 23. Organización Mundial de la Salud (OMS). Guía de la OMS para la aplicación de la
705 CIE-10 a las muertes ocurridas durante el embarazo, parto y puerperio: CIE-MM.
706 Suiza; 2012.

- 707 24. Fuentes García ÁR, Pagés Mesa D, Hernández Cabrera J, Dominguez Blanco A,
708 Crespo Hernández T, Suárez Ojeda R. Mortalidad materna: algunos factores a
709 considerar 1986-1995. Rev Cubana Obstet Ginecol. 1998 May;24(2):80–5.
- 710 25. Navarro-Pérez CF, González-Jiménez E, Schmidt-RioValle J, Meneses-Echávez JF,
711 Martínez-Torres J, Ramírez-Vélez R. Factores sociodemográficos y seguimiento
712 prenatal asociados a la mortalidad perinatal en gestantes de Colombia. Nutr Hosp.
713 2015 Sep; 32:1091–8.
- 714 26. van Roosmalen J, Zwart J. Severe acute maternal morbidity in high-income
715 countries. Best Pract Res Clin Obstet Gynaecol. 2009 Jun;23(3):297–304.
- 716 27. Ferreira MES. Morbidade Materna Severa no Brasil: análise da incidência do Near
717 Miss Materno, para as Unidades da Federação, no período entre 2010 e 2019
718 [Acesso Aberto]. [Belo horizonte]: Universidade Federal de Minas Gerais; 2021.
- 719 28. Acelas-Granados DF, Orostegui A, Alarcón-Nivia MÁ. Factores de riesgo para
720 morbilidad materna extrema en gestantes sin demora en la atención médica
721 según la estrategia camino para la supervivencia. Rev Chil Obstet Ginecol.
722 2016;81(3).
- 723 29. (MISPAS) M de SP y AS de la RD. Protocolo de Vigilancia Especial de Morbilidad
724 Materna Extrema y Muerte Materna. Santo Domingo; 2019 Dec.
- 725 30. Oficina General de Epidemiología. La Mortalidad Materna en el Perú 1997-2002.
726 Lima: Ministerio de Salud del Perú. Lima; 2003.

- 727 31. Urrunaga Barba WalterG, Valladares Tomasto AJ. CARACTERÍSTICAS CLÍNICAS
728 Y EPIDEMIOLOGICAS DE LA MUERTE MATERNA. HOSPITAL REGIONAL
729 DOCENTE TRUJILLO. Revista Salud, Sexualidad y Sociedad. 2011;3(4):1–10.
- 730 32. Organización para la Cooperación y Desarrollo Económico (OECD). COVID-19 na
731 região da América Latina e Caribe: implicações sociais e econômicas e políticas
732 prioritárias. 2020 Apr.
- 733 33. Alves AKR, Silva BBL da, Machado LFCB, Silva GB da, Amorim Filho JV, Serejo
734 Júnior F das C da S, et al. Impacto e manejo obstétrico de pacientes grávidas
735 infectadas pelo SARS-CoV-2. Research, Society and Development. 2022 Jan
736 6;11(1):e28911124892.
- 737 34. Croda J, Oliveira WK de, Frutuoso RL, Mandetta LH, Baia-da-Silva DC, Brito-Sousa
738 JD, et al. COVID-19 in Brazil: advantages of a socialized unified health system and
739 preparation to contain cases. Rev Soc Bras Med Trop. 2020;53.
- 740 35. Organización Mundial de la Salud (OMS). Declaración de la OMS sobre tasas de
741 cesárea. Resumen ejecutivo. 2015. p. 1–8 Declaración de la OMS sobre tasas de
742 cesárea.
- 743 36. Diniz CSG, Cabral C da S. Reproductive health and rights, and public policies in
744 Brazil: revisiting challenges during covid-19 pandemics. Glob Public Health. 2022
745 Nov 2;17(11):3175–88.
- 746 37. Rodríguez Corredor ZA. Los determinantes sociales y su importancia para los
747 profesionales de la salud. 2020 Oct.

- 748 38. Karolinski A, Mercer R, Micone P, Ocampo C, Salgado P, Szulik D, et al. Modelo para
749 abordar integralmente la mortalidad materna y la morbilidad materna grave.
750 Revista Panamericana de Salud Pública. 2015;37(4–5):351–9.
- 751 39. Solar O, Irwin A. A conceptual framework for action on the social determinants of
752 health. Geneva; 2010.
- 753 40. Holmes JH, Lehman A, Hade E, Ferketich AK, Gehlert S, Rauscher GH, et al.
754 Challenges for Multilevel Health Disparities Research in a Transdisciplinary
755 Environment. Am J Prev Med. 2008 Aug;35(2): S182–92.
- 756 41. Hamal M, Dieleman M, De Brouwere V, de Cock Buning T. Social determinants of
757 maternal health: a scoping review of factors influencing maternal mortality and
758 maternal health service use in India. Public Health Rev. 2020 Dec 2;41(1):13.
- 759 42. World Health Organization (WHO), World Bank, United Nations Population Fund,
760 United Nations Children’s Fund (UNICEF). Trends in maternal mortality: 1990 to
761 2010 WHO, UNICEF, UNFPA and The World Bank estimates. Geneva; 2012.
- 762 43. Freyermuth Enciso G. Determinantes sociales en la Mortalidad Materna en México.
763 REVISTA CONAMED. 2016 Jan;21(1):25–32.
- 764 44. Bambra C, Riordan R, Ford J, Matthews F. The COVID-19 pandemic and health
765 inequalities. J Epidemiol Community Health (1978). 2020 Jun 13; jech-2020-
766 214401.
- 767 45. Serapioni M, Hespanha P. A pandemia de COVID-19 e as desigualdades em saúde
768 nos países do sul da Europa. E-cadernos CES. 2022;1–3.

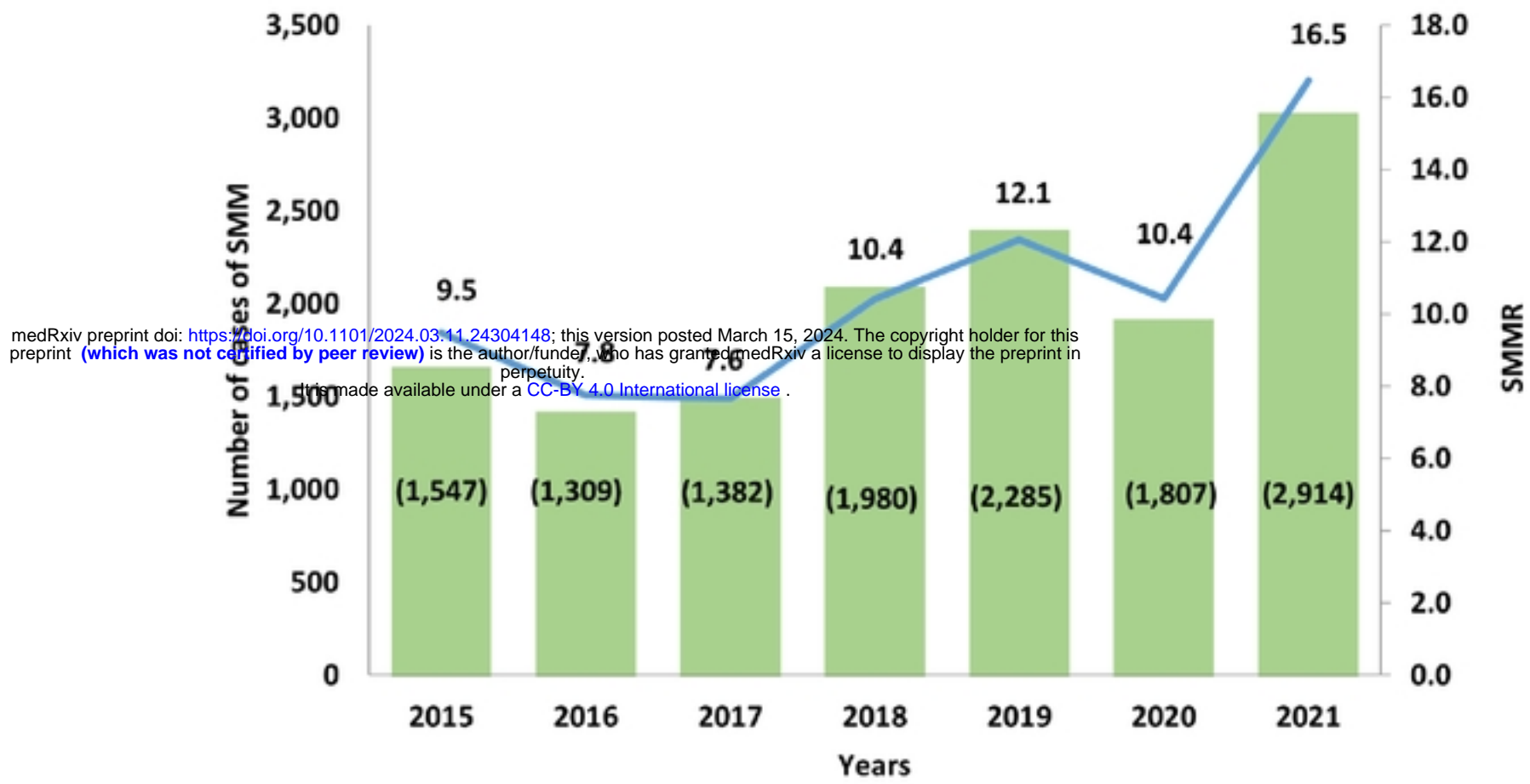
- 769 46. Giannopoulou I, Tsobanoglou GO. COVID-19 pandemic: challenges and
770 opportunities for the Greek health care system. *Ir J Psychol Med*. 2020 Sep
771 14;37(3):226–30.
- 772 47. Alves J, Soares P, Rocha JV, Santana R, Nunes C. Evolution of inequalities in the
773 coronavirus pandemics in Portugal: an ecological study. *Eur J Public Health*. 2021
774 Oct 26;31(5):1069–75.
- 775 48. Marí-Dell’Olmo M, Gotsens M, Pasarín MI, Rodríguez-Sanz M, Artazcoz L, Garcia de
776 Olalla P, et al. Socioeconomic Inequalities in COVID-19 in a European Urban Area:
777 Two Waves, Two Patterns. *Int J Environ Res Public Health*. 2021 Jan
778 30;18(3):1256.
- 779 49. Jensen N, Kelly AH, Avendano M. The COVID-19 pandemic underscores the need
780 for an equity-focused global health agenda. *Humanit Soc Sci Commun*. 2021 Jan
781 18;8(1):15.
- 782 50. Instituto Nacional de Estadística y Censos. Estimación de la Razón de Mortalidad
783 Materna en el Ecuador. Ecuador; 2017 Jun.
- 784 51. Cárdenas-Cárdenas LM, Cotes-Cantillo K, Chaparro-Narváez PE, Fernández-Niño
785 JA, Paternina-Caicedo A, Castañeda-Orjuela C, et al. Maternal Mortality in Colombia
786 in 2011: A Two Level Ecological Study. *PLoS One*. 2015 Mar 18;10(3): e0118944.
- 787 52. Instituto Nacional de Salud. Mortalidad evitable en Colombia para 1998-2011.
788 Bogotá; 2014 Jun.

- 789 53. Mordan M, Flaz S, Rosario E, Peguero M. Morbilidad materna extrema en pacientes
790 de un Hospital Materno Infantil en República Dominicana. Revista Cubana de
791 Obstetricia y Ginecología. 2018;44(3):1–8.
- 792 54. Maia LT de S, Souza WV de, Mendes A da CG. Determinantes individuais e
793 contextuais associados à mortalidade infantil nas capitais brasileiras: uma
794 abordagem multinível. Cad Saude Publica. 2020;36(2).
- 795 55. Peña E, Patricio Baldera J, Rodríguez J. AVANCES EN EL REGISTRO DE NACIDOS
796 VIVOS AL 2018. Buenos Aires; 2019 Aug.
- 797 56. Ruiz Salguero MT, Miller T, Márquez L, Villarroel MC. Hacia la armonización de las
798 estimaciones de mortalidad materna en América Latina: actualización y
799 ampliación a los 20 países de la región. Santiago; 2015 Nov.
- 800 57. Secretaría de Estado de Salud Pública y Asistencia Social (SESPAS), Centro de
801 Investigación y Estudios de Gerencia en Salud CEDIGES/UCSD. Estudio de la
802 Exclusión Social en Salud y de los Sistemas de Protección Social en Salud de la
803 República Dominicana. Santo Domingo; 2001 Nov.
- 804 58. Worldometers. COVID live - Coronavirus statistics - worldometer.
805 Worldometers.Info. 2023. COVID live - Coronavirus statistics - worldometer.
806 Worldometers.Info.
- 807 59. SUBDIRECCIÓN GENERAL DE INFORMACIÓN SANITARIA. ANUNCIO DE CAMBIO
808 Y NUEVA NORMATIVA PARA LA CODIFICACIÓN DE LA INFECCIÓN POR SARS-
809 CoV-2 (COVID-19). Madrid; 2020.

- 810 60. Araujo De Lacerda M, Pimenta F, Elaboração J, Paula A, Viegas B, De E, et al.
811 Prefeito Municipal ANÁLISE DOS INDICADORES DO NÍVEL MUNICIPAL CICLO DE
812 VIDA: GESTANTE.
- 813 61. Say L, Chou D, Gemmill A, Tunçalp Ö, Moller AB, Daniels J, et al. Global causes of
814 maternal death: a WHO systematic analysis. *Lancet Glob Health*. 2014
815 Jun;2(6):e323–33.
- 816 62. Oficina Nacional de Estadística (ONE). *Conceptos Demográficos Básicos*. Santo
817 Domingo; 2006 Feb.
- 818 63. Oficina Nacional de Estadística (ONE). *Encuesta Nacional de Hogares de*
819 *Propósitos Múltiples ENHOGAR 2018*. (2019). *Encuesta Nacional de Hogares de*
820 *Propósitos Múltiples ENHOGAR 2018*.
- 821 64. Oficina Nacional de Estadística (ONE). *Segunda Encuesta Nacional de Inmigrantes*
822 *en la República Dominicana ENI 2017 Informe General*. Santo Domingo; 2018.
- 823 65. Oficina Nacional de Estadística (ONE). *Anuario de Estadísticas Vitales 2021*. Santo
824 Domingo; 2022 Jul.
- 825 66. Rivera Alvarado AC. Comisión Económica para América Latina y el Caribe (CEPAL).
826 2020. *Los efectos de la pandemia del COVID-19: desafíos para la salud sexual y*
827 *reproductiva en el contexto del logro del desarrollo sostenible. La COVID-19 y las*
828 *desigualdades sociales, 2020*.
- 829 67. Lima EEC, Vilela EA, Peralta A, Rocha M, Queiroz BL, Gonzaga MR, et al.
830 *Investigating regional excess mortality during 2020 COVID-19 pandemic*

- 831 in selected Latin American countries. *Journal of Population Sciences*. 2021 Nov
832 3;77(30).
- 833 68. Valongueiro S. Brasil: Morte materna em contexto de Covid-19 (2020-2021).
834 *Sexuality Policy Watch* . 2021 Oct;1–9.
- 835 69. Donoso E, Carvajal JA, Vera C, Poblete JA. La edad de la mujer como factor de
836 riesgo de mortalidad materna, fetal, neonatal e infantil. *Rev Med Chil*. 2014
837 Feb;142(2):168–74.
- 838 70. Caballero González E, Moreno Gelis M, Sosa Cruz ME, Figueroa EM, Vega
839 Hernández M, Columbié Pérez L de A. Los determinantes sociales de la salud y sus
840 diferentes modelos explicativos. *Revista de Información para la Dirección en Salud*.
841 2012;8(15).
- 842

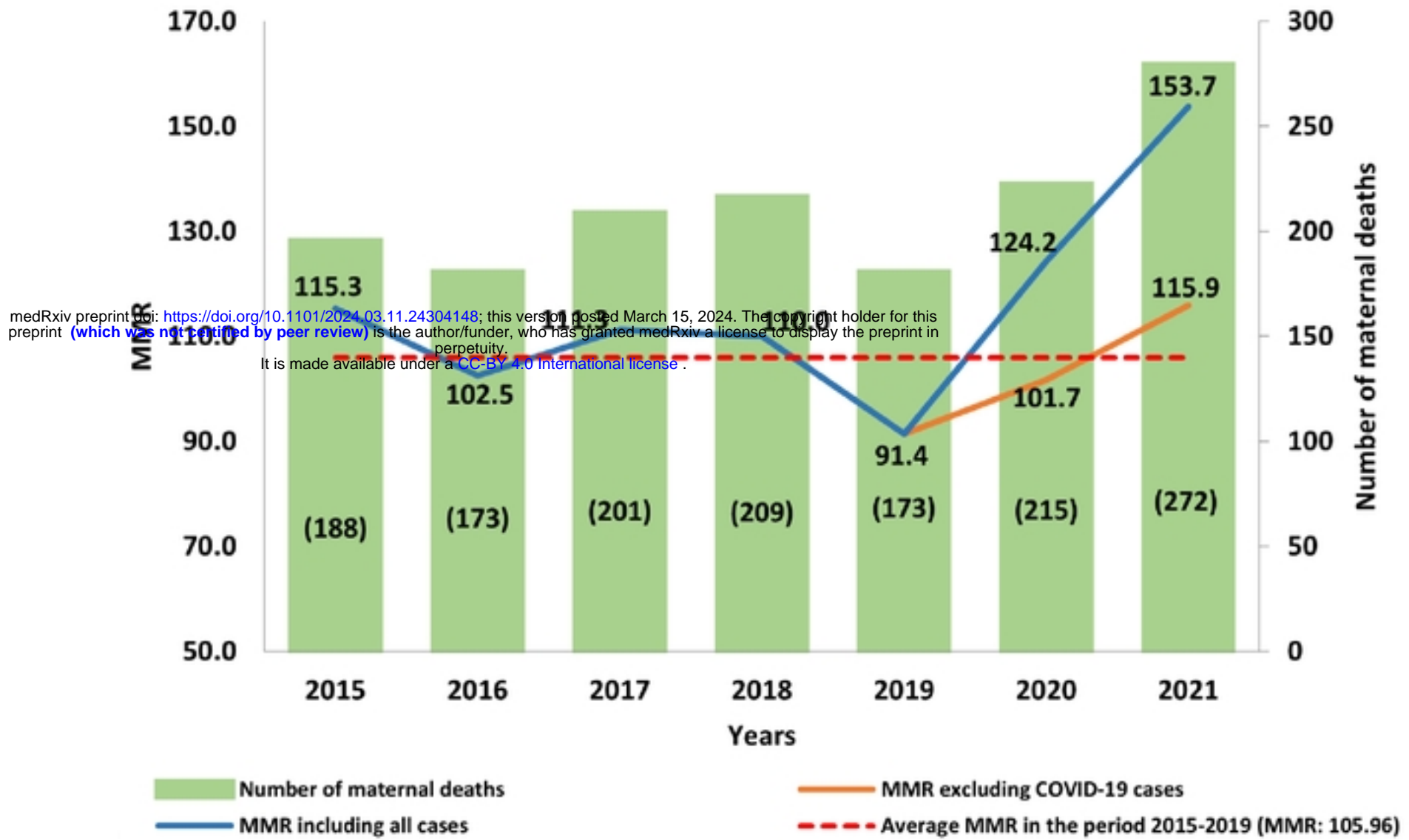
Figure 1: Severe maternal morbidity ratio and number of cases of severe maternal morbidity, Dominican Republic, 2015-2021



Source: National Epidemiological Surveillance System (SINAVE), Health Situation Analysis Directorate (DASIS), Department of Biostatistics (DB), 2015-2021.

Note: Number of cases of extreme maternal morbidity within the bars.

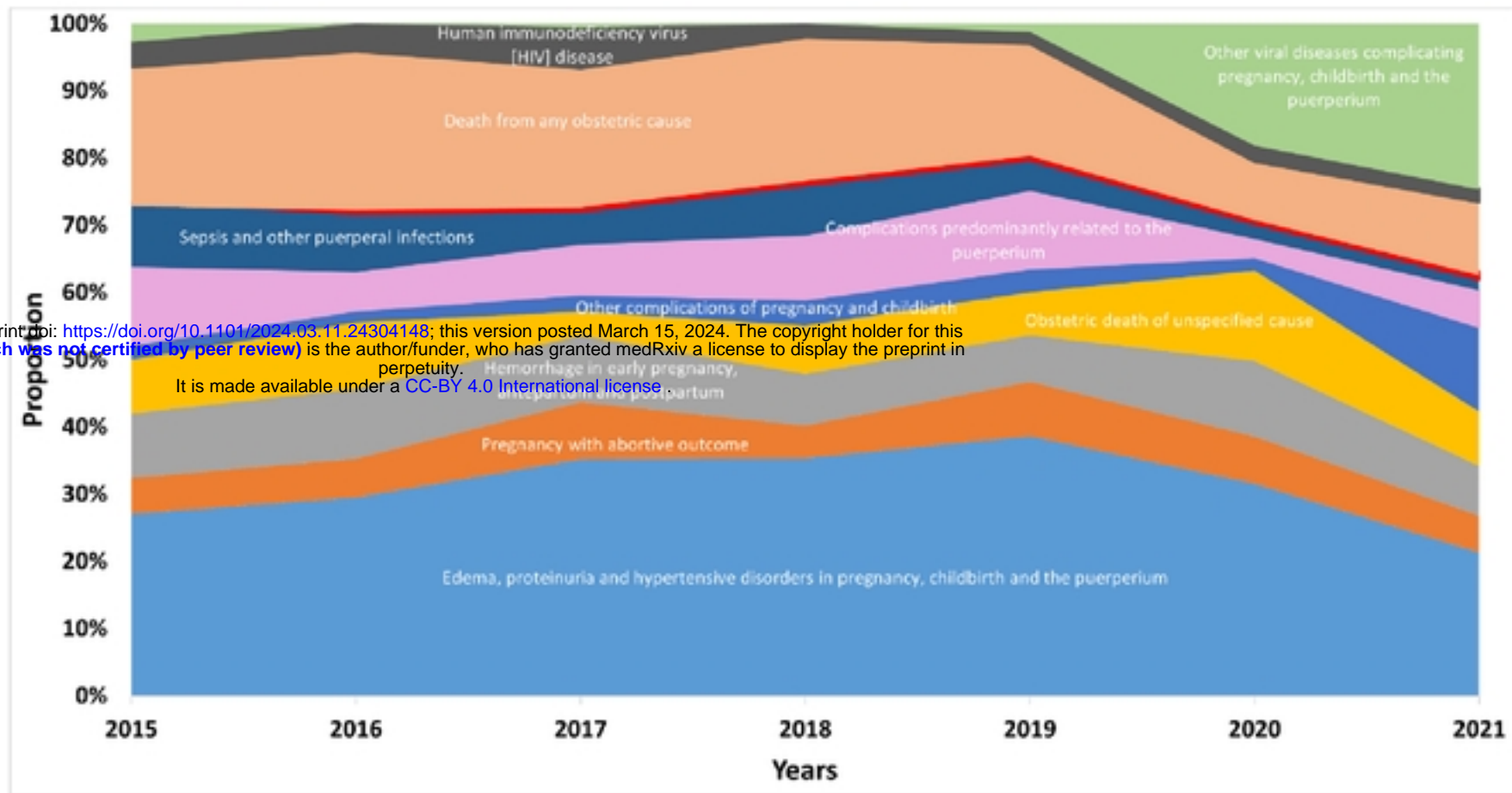
Figure 2. Maternal Mortality Ratio, Dominican Republic, 2015-2021



Source: National Epidemiological Surveillance System (SINAVE), Health Situation Analysis Directorate (DASIS), Department of Biostatistics (DB), 2015-2021.

Note: Number of maternal deaths within the bars.

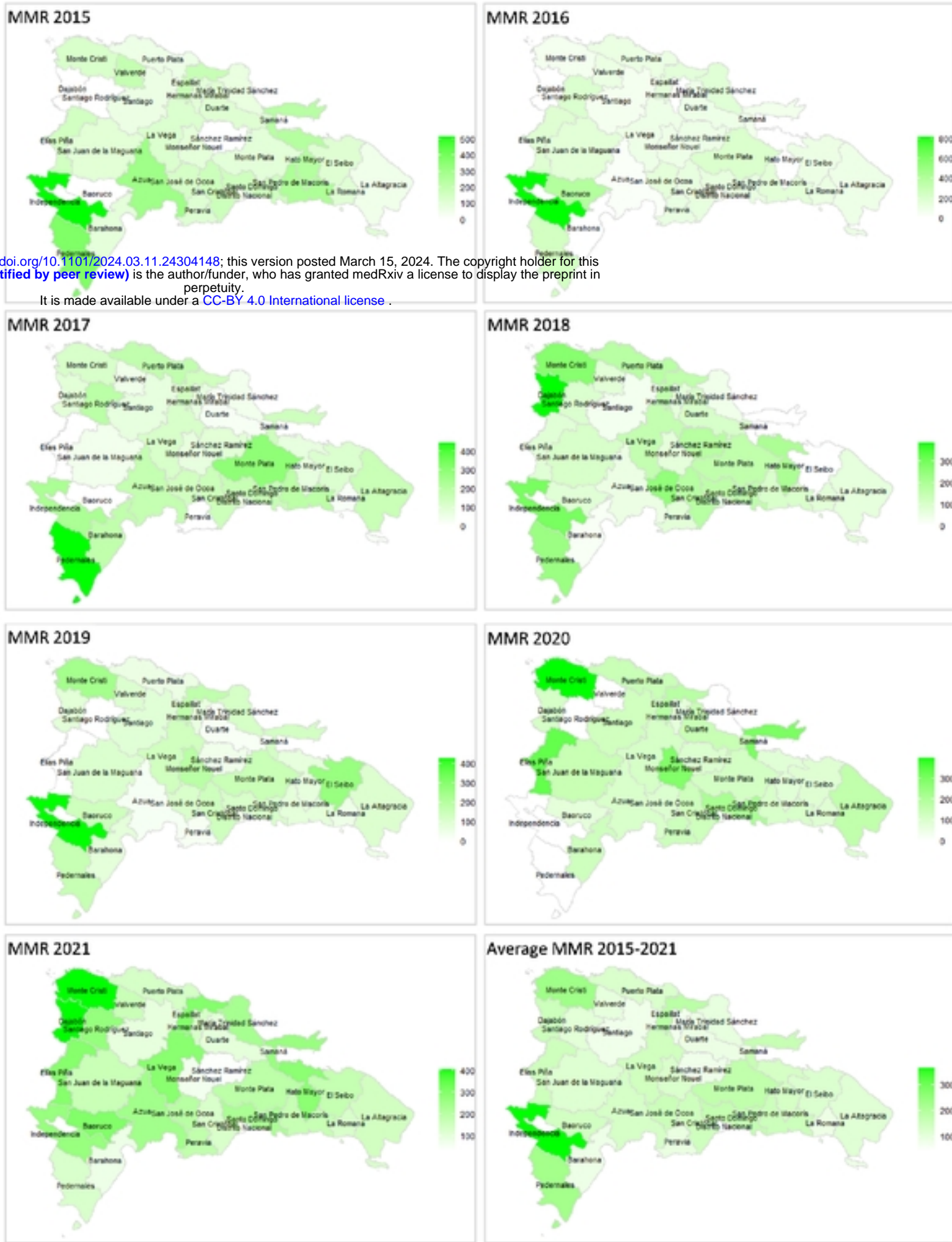
Figure 3. Percentage distribution of maternal mortality according to causes of Maternal deaths per year, Dominican Republic, 2015-2021



medRxiv preprint doi: <https://doi.org/10.1101/2024.03.11.24304148>; this version posted March 15, 2024. The copyright holder for this preprint (which was not certified by peer review) is the author/funder, who has granted medRxiv a license to display the preprint in perpetuity. It is made available under a [CC-BY 4.0 International license](https://creativecommons.org/licenses/by/4.0/).

Source: National Epidemiological Surveillance System (SINAVE).

Figure 4. Maternal Mortality Ratio by province of residence, Dominican Republic, 2015-2021



medRxiv preprint doi: <https://doi.org/10.1101/2024.03.11.24304148>; this version posted March 15, 2024. The copyright holder for this preprint (which was not certified by peer review) is the author/funder, who has granted medRxiv a license to display the preprint in perpetuity. It is made available under a [CC-BY 4.0 International license](https://creativecommons.org/licenses/by/4.0/).

Source: National Epidemiological Surveillance System (SINAVE).