

1 **Welsh hospital admissions due to dog bites and strikes (2014-2022)**

2 **Authors:**

3 Sara C Owczarczak-Garstecka^{1#} MSc PhD

4 James A Oxley^{2#} MSc PhD

5 John SP Tulloch^{2*} BVetMed PhD

6

7 *Corresponding Author (jtulloch@liverpool.ac.uk)

8 #Joint first authors

9 **Institutions:**

10 1. Dogs Trust, London, EC1V 7RQ, UK

11 2. Institute of Infection, Veterinary and Ecological Sciences, University of Liverpool, CH64
12 7TE, UK

13

14 **Abstract**

15 **Objective:** To describe the incidence and victim demographics of Welsh hospital admissions
16 due to dog bites and strikes from 2014 to 2022.

17 **Study design:** Descriptive analysis of Welsh hospital admissions data.

18 **Methods:** Residents of Wales admitted to a Welsh National Health Service (NHS) hospital
19 for a dog bite or strike, were identified using ICD-10 codes. The annual incidence of dog bite
20 admissions between 2014 and 2022 was calculated and stratified by child–adult status, sex,
21 and Local Health Boards. Trends over time were analysed using Chi-square test for trends.

22 **Results:** Hospital admissions due to dog bites and strikes have significantly increased from
23 16.3 per 100,000 to 23.7 per 100,000 population in 2022. This was driven by an increase in
24 non-geriatric adults, and an increase in three Local Health Boards. The Swansea Bay area has
25 the highest incidence in Wales (56.1 admissions per 100,000).

26 **Conclusions:** Wales has a higher incidence of dog bites than England or the Republic of
27 Ireland. Work in the communities where incidence is exceptionally high is needed to
28 understand the reasons behind having the highest incidence of dog bites in the British Isles
29 and to establish the most efficacious methods for bite prevention.

30 **Key words:** Dog bites, injury, health records

31

32

33 **Introduction**

34 Dog bites are a public health and epidemiological challenge due to the complexities of the
35 human, dog and environmental interactions, the impact on the victims' health and dog
36 welfare.^{1,2} Despite no global estimate of dog bite incidence, the World Health Organisation
37 (WHO) suggests that tens of millions of dog bite injuries occur annually, demonstrating the
38 scale of the global health burden.³

39 In the United States of America (USA) non-fatal dog bites resulting in hospitalisations were
40 estimated to cost at least \$1.67 billion in 2021, 48% of this being medical costs, 9% work
41 loss costs, and 43% quality of life loss costs.⁴ In England direct hospital healthcare costs
42 were crudely estimated to be at least £70.8 million in 2017-2018,⁵ with costs to primary
43 healthcare services, work loss costs, and quality of life costs remaining unknown. Additional
44 societal costs, such as the work of the police and criminal justice system services have yet to
45 be estimated.

46 Hospital admissions due to dog bites or strikes remain commonplace and have been
47 increasing across the British Isles, with annual incidence increasing in both England and the
48 Republic of Ireland (RoI). Dog bites follow different highly localised patterns,^{5,6} therefore
49 public health resources need to be targeted at hotspot areas to maximise their cost-
50 effectiveness. Within the United Kingdom (UK), this information is presently only available
51 for England, as Northern Ireland, Scotland and Wales have not publicly published data on
52 dog bite incidence trends, victim demographics or hotspots. Consequently, this study aims
53 to describe the annual incidence of hospital admissions in Wales due to dog bites and strikes
54 between 2014 and 2022, stratified by age, sex and region.

55

56 **Methods**

57 Hospital admissions due to dog bites or strikes in Wales were explored utilising the admitted
58 patient care (APC) datasets.⁷ The International Statistical Classification of Diseases and
59 Related Health Problems 10th Revision (ICD-10) code W54 – 'Bitten or struck by a dog' was
60 used to identify relevant summary data in the 'external causes of injury – Welsh Residents'
61 tables.⁸ Data were extracted for eight financial years (April-March): 2014/2015 - 2021/2022.

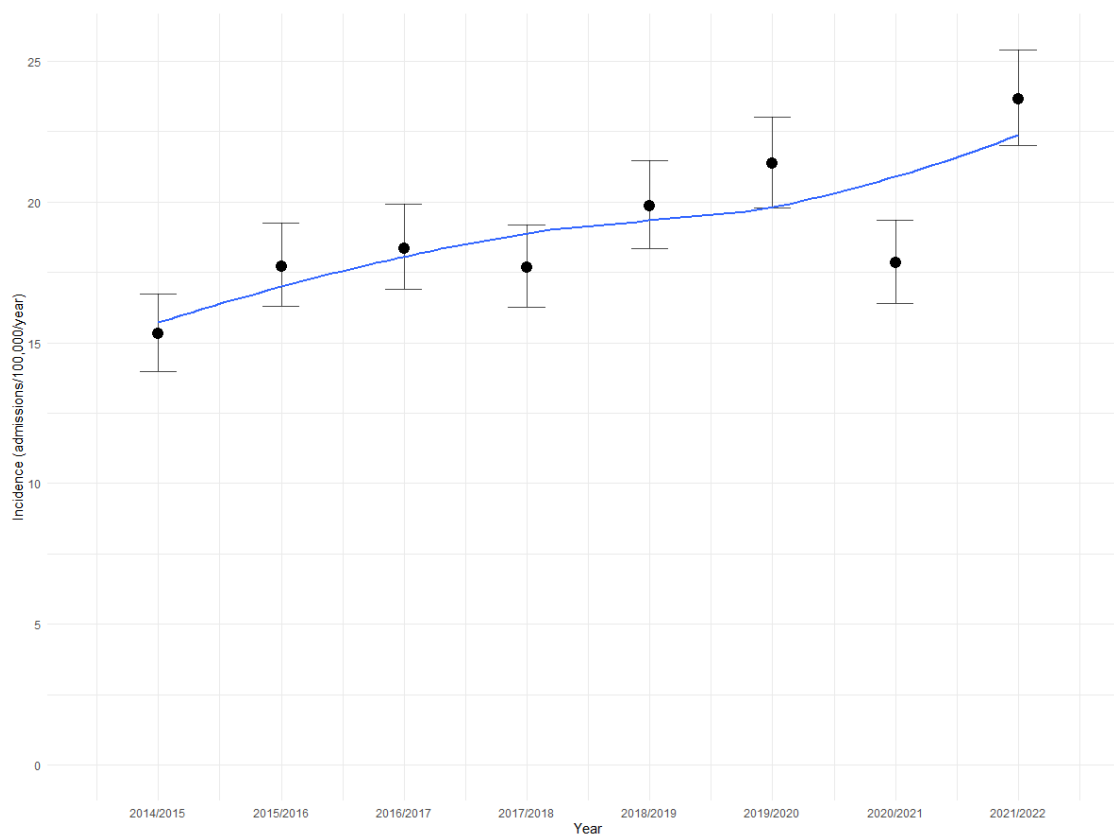
62 The annual incidence of dog bite admissions in Wales was calculated and stratified by child-
63 adult status and sex using the Office for National Statistics (ONS) mid-year population
64 estimates as the denominator population.⁹ The annual incidence was stratified by child-
65 adult status and by sex. Due to the age-bands in the APC data, a child was defined as anyone
66 age ≤ 14 years of age. Individuals aged 15-18 years of age could not be defined as children as
67 they were included in the 15-59 age band. Cases age 60-74 were classed as older adults and
68 cases over the age of 75 were categorised as geriatric adults. The annual incidence in each
69 Local Health Board (LHB) was calculated and mapped; this was based on the patient's
70 residence rather than geographic location where they were bitten. LHBs are responsible for
71 the planning and delivery of National Health Services in each respective area.¹⁰ Trends in
72 incidence were explored using a Chi-squared test for trend. A summary of management
73 data, such as mean and median length of stay, and number of bed days were also described.
74 All statistical and spatial analyses were carried out using R language (version 3.2.0; R Core
75 Team 2015). The results were deemed statistically significant where $p < 0.05$. No ethical
76 approval was needed, as this was an analysis of publicly available data, with no personally
77 identifiable information. Patients were not involved in the design, nor participated in the
78 research, of this study.

79

80 **Results**

81 Between the financial years 2014/2015 and 2021/2022, there were 4,754 finished
82 consultant episodes with the 'bitten or struck by a dog' ICD-10 code. There was a total of
83 7,536 bed days, with a median length of stay of one day, and the overall mean length of stay
84 of 1.6 days.

85 There was a significant increase in dog bite hospital admissions ($\chi^2 = 48.1$, $p < 0.001$) from
86 15.3 (95%CI 14.0-16.8) admissions per 100,000 population in 2014/2015 to a peak of 23.7
87 (95%CI 22.0-25.4) admissions per 100,000 in 2021/2022 (Fig 1).



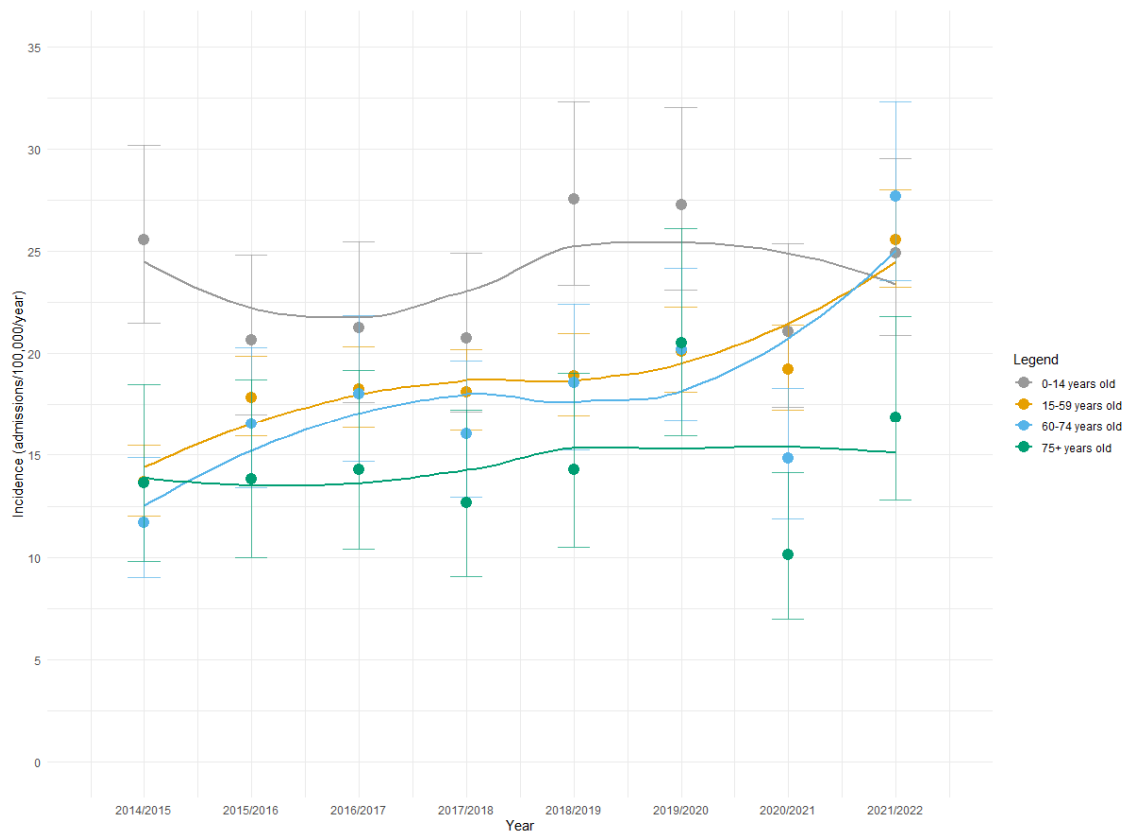
88

89 **Figure 1.** Annual incidence of hospital admissions due to 'dog bites and strikes' in Wales.

90 Children (≤ 14 years) made up 20.8% (95%CI 19.7-22.0) of all dog bite hospital admissions.
91 The mean annual incidence for children was 23.6 (95%CI 22.2-25.2) admissions per 100,000
92 population, with a minimum incidence of 20.6 (95%CI 17.0-24.8) in 2015/2016 and a
93 maximum of 27.5 (95%CI 23.3-32.2) in 2018/2019. The incidence of dog bite admissions for
94 children showed no significant increase or decrease ($\chi^2 = 0.71$, $p = 0.40$) within the study
95 period (Fig 2).

96

97



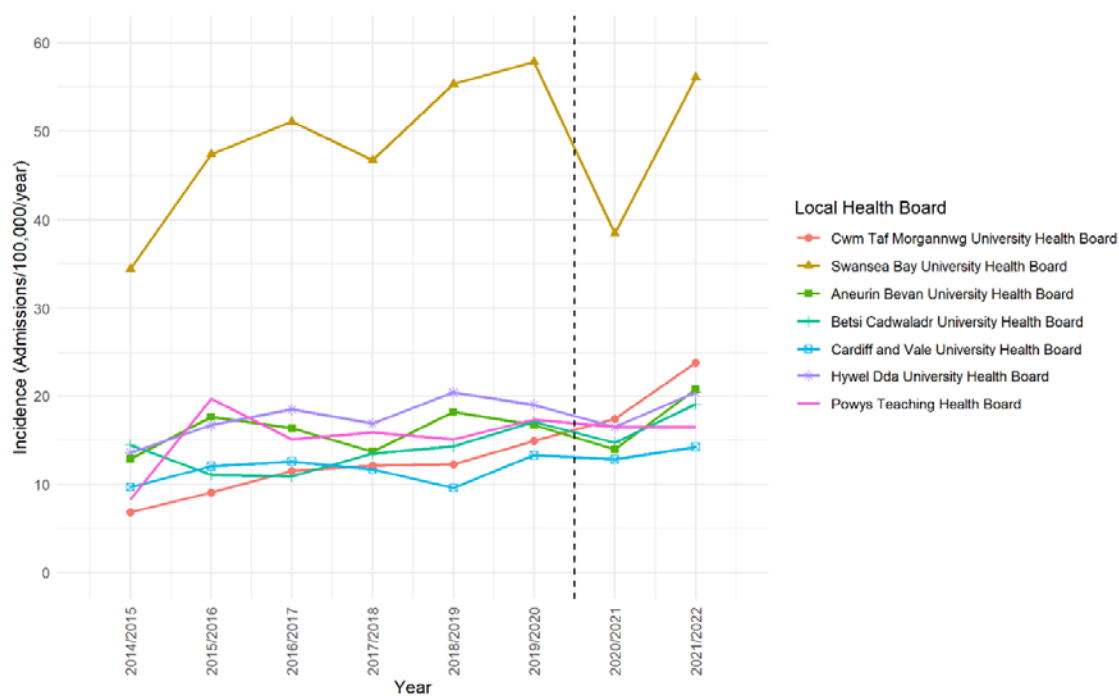
98

99 **Figure 2.** Annual incidence of hospital admissions due to ‘dog bites and strikes’ in Wales, stratified by
100 age group.

101 In contrast, there was a significant increase of dog bite admissions in adults ($\chi^2 = 69.6$,
102 $p < 0.001$) from 13.3 (95%CI 11.9-14.7) in 2014/15 to 24.9 (95%CI 23.1-26.9) in 2021/2021.
103 When stratified by age band the increase was not significant in 75-year-olds and over ($\chi^2 =$
104 0.74 , $p = 0.39$). A significant increase was observed in 15–59-year-olds ($\chi^2 = 51.0$, $p < 0.001$)
105 and 60-74 year-olds ($\chi^2 = 22.9$, $p < 0.001$). Over half of all adult admissions were female,
106 52.5% (95%CI 51.1-54.0), this proportion was stable over the study period. Men showed a
107 significant increase in incidence ($\chi^2 = 13.2$, $p < 0.001$) from 15.6 (95%CI 13.8-17.8) cases per
108 100,000 in 2014-2015 to 21.8 (95%CI 19.6-24.3) in 2021-2022. Likewise, women showed a
109 significant increase in incidence ($\chi^2 = 35.0$, $p < 0.001$) from 15.1 (95%CI 13.3-17.1 cases per
110 100,000) in 2014/2015 to 25.9 (95%CI 23.5-28.5) in 2021/2022.

111 Almost all records had information about which LHB the patient was a resident in (99.4%, n
112 $= 4726$). Due to changes in health board boundaries, trends could only be assessed in five
113 health boards. Of these, only Betsi Cadwaladr University Health Board (UHB) (the most

114 northern region) had a significant change in incidence, rising from 10.9 in 2016/2017 to 19.1
115 in 2020/2021 ($\chi^2=14.0$, $p<0.001$) (Fig 3).

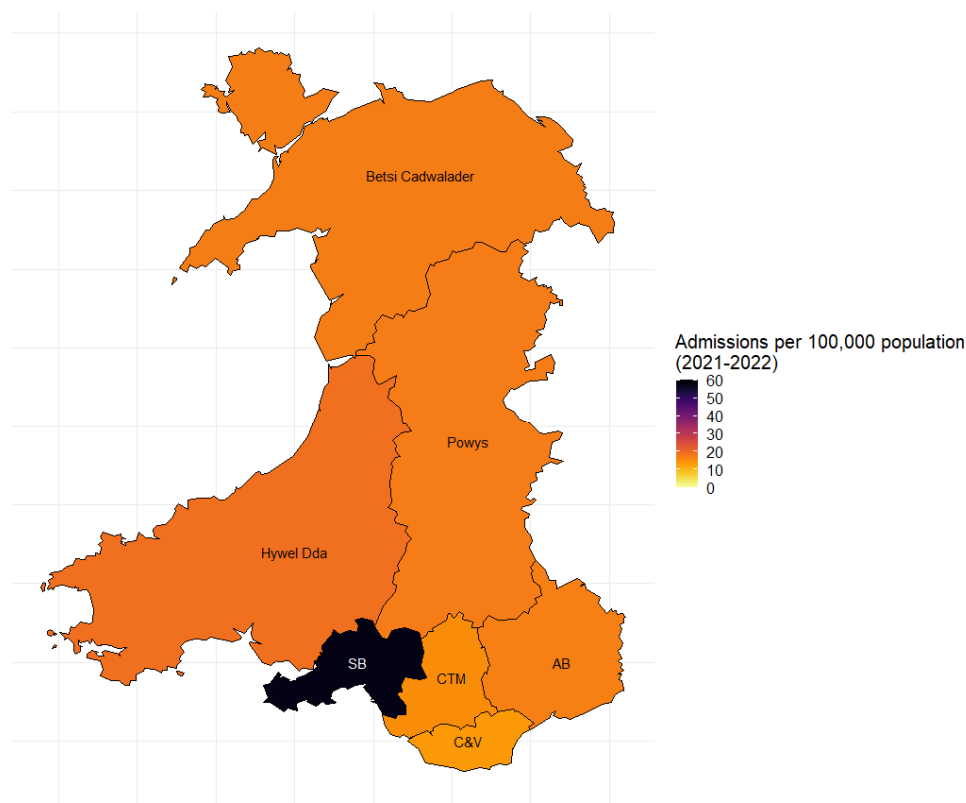


116

117 **Figure 3.** Annual incidence of hospital admissions due to 'dog bites and strikes' in Wales, stratified
118 by Local Health Board of patients' residence. (Dashed line represents changes in LHB boundaries)

119 After 2019 LHB boundary changes, Bridgend local authority moved from Abertawe Bro
120 Morgannwg UHB to Cwm Taf UHB. Abertawe Bro Morgannwg UHB was renamed Swansea
121 Bay UHB, and Cwm Taf UHB was renamed Cwm Taf Morgannwg UHB. Prior to these changes
122 the region with the highest incidence was Abertawe Bro Morgannwg UHB in 2018/2019
123 (55.3, 95%CI 48.4-63.2), after 2019, the resultant smaller region of Swansea Bay UHB had
124 the highest incidence of 57.8 (95%CI 50.8-65.9) admissions per 100,000 in 2019/2020. If
125 Abertawe Bro and Swansea Bay were viewed as the same area the increase would have
126 reached statistical significance ($\chi^2=8.7$, $p<0.01$), likewise with Cwm Taf ($\chi^2=56.6$, $p<0.001$).
127 Incidence of dog bite admissions by LHB for the year 2021/2022 are shown in Figure 4.

128



129

130 **Figure 4.** The 2021-2022 incidence of hospital admission due to ‘dog bites and strikes’ in Wales,
131 stratified by Local Health Board of patients’ residence (SB= Swansea Bay, CTM= Cwm Taf
132 Morgannwg, AB= Abertawe Bro Morgannwg, C & V= Cardiff and Vale).

133

134 Discussion

135 This study highlights that Wales has a growing dog bite problem. Between 2014/2015 and
136 2021/2022, the incidence of Welsh dog bite hospital admissions increased by 54.9%. This is
137 greater than the growth in incidence seen in RoI (50% increase) and England (14.7%
138 increase) over the same time period.^{11,12} The increase appears to be driven by a raise in
139 bites to non-geriatric adults, and in three specific regions of the country. The Welsh national
140 incidence (24.9 cases per 100,000 in 2021/2022) is higher than the incidence in England
141 (14.8 cases per 100,000 in 2021/22) or Ireland (8.7 cases per 100,000 in 2021/22).

142 Multiple factors can be postulated as drivers of the rise in dog bite incidence. The sourcing
143 of dogs has changed over the last decade. Although exact estimates are not available, a

144 substantial proportion of the UK pet-dog population is believed to have been smuggled into
145 the UK from low-quality breeding farms (“puppy farms”) abroad or bred in the UK in sub-
146 optimal welfare conditions.^{13,14} In the UK, Wales has the highest density of puppy farms per
147 capital.¹⁵ According to a survey of 745 veterinary professionals, the lack of research prior to
148 dog acquisition is regarded as one of the top five dog welfare concerns.¹⁶ In fact just 54% of
149 8381 current UK dog owners carried out any pre-acquisition research,¹⁷ and in a separate
150 study of 142 owners half of dog acquisitions were unplanned, i.e. spontaneous.¹⁸ These
151 factors are important as lack of enriched and safe early-life environment and adequate,
152 structured socialisation of puppies is a risk-factors for multiple behaviour and health
153 problems, including human-directed aggression.^{19–22} It has been hypothesised that the rise
154 in the pet-dog population post the COVID-19 pandemic (an estimated 2.5 million dogs were
155 acquired during the COVID-19 pandemic,²³ the pre-pandemic population was estimated at
156 12.6 million dogs in 2019²⁴) has led to a rise in dog bites, due to the increasing volume of
157 human-dog interactions. However, it must be noted that there is no discernible change in
158 the trajectory of dog bite incidence post COVID-19. Not meeting a dog’s exercise needs and
159 thus not providing them with adequate socialisation opportunities has also been associated
160 with higher risk canine anxiety, which in turn is a risk factor for human-directed
161 aggression.²⁵ Finally, it has been hypothesised that depiction of dogs in popular and social
162 media contributes to the popularisation of an anthropomorphic view of dogs.²⁶ This view
163 has been associated with changes in expectations of dog behaviour and engagement in
164 behaviours that carry a high risk of being bitten (e.g. expecting a dog to enjoy being hugged,
165 which some dogs may find intimidating).^{27,28}

166 The incidence rate of dog bite-related hospitalisation has nearly doubled within the Welsh
167 adult population, excluding geriatric adults. Alongside England and RoI, Wales is now the
168 third nation where the national population increase in dog bites is being driven by adult
169 cases, making this an emerging trend. Similar to England,⁵ the incidence in adults is now on
170 par with children, who are traditionally viewed as the demographic with the highest
171 incidence of dog bites.² In Wales, the incidence in children remain stable but high, at a level
172 that it is almost double of the incidence seen in children in England.⁵ While the incidence of
173 all accidental injuries to children remains stable across the UK nations since 2013, the Welsh
174 rates remain higher than rates in England or Scotland (due to differences in data,

175 comparisons with Northern Ireland are not possible)²⁹, thus higher rates of bites may be a
176 part of a broader pattern. In all nations where the raise in dog bites has been driven by dog
177 bites to adults, bite prevention initiatives primarily target children; possibly contributing to
178 the observed changes.^{30,31}

179 Similar to RoI,¹² but by contrast to England where the incidence of bites is higher in men,⁵ in
180 Wales there were no differences in incidence of dog bites stratified by sex. Conclusions
181 cannot easily be drawn about this without the data being analysed in a disaggregated
182 manner.

183 Most areas of Wales are not seeing an increase in dog bites, but their base line levels do
184 appear to be higher than the majority of local authorities in England (mean of 8.0 dog bite
185 admissions per 100,000 population per year). There are three areas that are increasing:
186 Swansea Bay UHB, Cwm Taf UHB, and Betsi Cadwaladr UHB. Cym Taf and Betsi Cadwalader
187 both have an incidence which is equivalent to being in the top 10 local authorities of
188 England, which ranges from 16.0-24.2 dog bite admissions per 100,000 population per year.
189 Swansea Bay has an incidence that is more than two times higher than anywhere else in
190 England or Wales. The top local authorities in England tend to be areas with high levels of
191 socio-economic deprivation, with predominately white populations.⁵ In Scotland, dog bites
192 have also been seen in increasing incidence in areas with higher levels of socio-economic
193 deprivation.⁶ Swansea Bay is predominately white (96.1%)³² and is an area with some of the
194 highest levels of deprivation in Wales and in the UK,³³ with 38% of locations deemed to have
195 deep-rooted deprivation.³⁴ It is possible that Swansea Bay shares similar characteristics as
196 other areas with high levels of dog bites. However, these are currently assumptions and
197 without disaggregated data analysis this cannot be proven.

198 It is also unclear why dog bites are higher in areas of higher socio-economic deprivations. In
199 these areas, dog owners may be less able to cover the costs of veterinary and behavioural
200 support. Untreated pain is a risk factor for human-directed aggression,^{35,36} and dogs bred on
201 puppy farms are more likely to suffer with poor health.^{37,38} It is likely that in more deprived
202 areas properties are smaller resulting in some dogs experiencing emotional conflict as they
203 cannot avoid unwanted interactions due to the confined space. It is also possible that dogs
204 are more likely to be acquired from puppy farms or “backstreet breeders” due to lower
205 costs. As explained earlier, source of puppy acquisition and puppy’s early life environment

206 are among the main risk factors for human-directed aggression. Backstreet breeding has
207 been linked to the European illegal puppy trade, which has strong links to organised crime
208 and breeding dogs for fighting, intimidation and/or personal protection.³⁹⁻⁴³ Presence of
209 dogs trained to attack or encouraged to react aggressively to unfamiliar people (commonly
210 referred to as status dogs) can contribute to bites to unintended victims in the surrounding
211 communities.^{41,43} However, the scale of using dogs in criminal activities and its impact on
212 communities is unknown. Without further targeted local investigations, reasons for bites in
213 socio-economically deprived localities in Wales will remain unknown.

214 Assuming that the minimum healthcare cost of a dog bite admission is £406 (the cost of
215 “regular admission”), then dog bites have cost the NHS in Wales at least £1.93 million over
216 the study period, and over £300,000 in the 2021/2022.⁴⁴ The true cost is likely to be
217 significantly higher, the Centre for the Disease Control and Prevention in the USA estimates
218 that in 2021 the average medical cost of a non-fatal hospital admission for a dog bite was
219 \$54,196.⁴⁵ It is possible that dog bites are costing the NHS in Wales millions of pounds
220 annually, without accounting for the quality-of-life costs to those who have been injured, or
221 additional societal costs of dog bites outlined earlier.

222 The major limitation of this study is that it is an analysis of summary data rather than
223 disaggregated raw data, as such we cannot model different demographic variables to
224 understand their relative association with the increasing incidence. The ICD-10 codes used
225 to identify the dog bites and strikes were only available at the three-character category
226 level, rather than the four-character subcategory level, and so we could not identify the
227 location of the injury (i.e. home, street) that would be provided with this subcategory.^{5,8}
228 Previous literature has highlighted the issue that this code combines two very distinct injury
229 mechanisms (bite or strike), and without details of the resultant trauma it has difficult to
230 ascertain the relative prevalence of each. However, it appears that bites tend to be more
231 prevalent than strikes.⁵ Due to the nature of this aggregated data the geographic resolution
232 is not high, and we cannot understand the impact of socio-economic deprivation nor rurality
233 on dog bites. As with all hospital records research, the years 2020 and 2021 hospital services
234 were severely affected by the COVID-19 pandemic, and thus data for the financial year
235 2020-2021 may not be reflective of a standard year.⁴⁶⁻⁴⁸ Similar to other research on
236 electronic health records, no data is provided about the context of the events surrounding

237 the injury, nor any information about the dog involved. Understanding of these factors is
238 critical to develop effective dog bite prevention strategies.

239 **Conclusions**

240 Dog bites in Wales are increasing at a higher and faster rate than in England or Ireland. This
241 has been driven by an increase in dog bites to non-geriatric adults. Concerningly Wales may
242 contain a region with the highest dog bite incidence in the United Kingdom; Swansea Bay.
243 This highlights the need for further investigation to understand why dog bites are so
244 prevalent here. Any dog bite prevention or intervention strategies need to be targeted to
245 the worst-affected areas to be resource efficient and to have the greatest impact on
246 reducing dog bites and thus improving the health of the public.

247

248 **Acknowledgements**

249 **Statement of ethical approval**

250 No ethical approval was needed as this was an analysis of publicly available data, with no
251 personally identifiable information. Patients were not involved in the design, nor
252 participated in the research, of this study.

253 **Funding:** No funding was received for this project.

254 **Declaration of interests:** JT none. JAO none, SOG is a salaried employee of Dogs Trust, UK's
255 largest dog welfare charity. Dogs Trust had no input in the study design, analysis or decision
256 making regarding this publication.

257

258 **References**

- 259 1. Colmers-Gray IN, Tulloch JS, Dostaler G, Bai AD. Management of mammalian bites.
260 *BMJ*. 2023 Feb 2;e071921. <https://doi.org/10.1136/bmj-2022-071921>
- 261 2. Jakeman M, Oxley JA, Owczarczak-Garstecka SC, Westgarth C. Pet dog bites in
262 children: Management and prevention. *BMJ Paediatr Open*. 2020;**4**(1):15–8.
263 <https://doi.org/10.1136/bmjpo-2020-000726>
- 264 3. World Health Organization. Animal bites. [https://www.who.int/news-room/fact-](https://www.who.int/news-room/fact-sheets/detail/animal-bites)
265 [sheets/detail/animal-bites](https://www.who.int/news-room/fact-sheets/detail/animal-bites); 2024 [accessed 1 February 2024]

- 266 4. CDC. Injury Prevention & Control - Data and Statistics (WISQARS).
267 <https://www.cdc.gov/injury/wisqars/index.html>; 2024 [accessed 1 February 2024]
- 268 5. Tulloch JSP, Owczarczak-Garstecka SC, Fleming KM, Vivancos R, Westgarth C. English
269 hospital episode data analysis (1998 – 2018) reveal that the rise in dog bite hospital
270 admissions is driven by adult cases. *Sci Rep.* 2021;**11**(1):1767.
271 <https://doi.org/10.1038/s41598-021-81527-7>
- 272 6. Hooper J, Lambert P, Buchanan-Smith H, Robertson T. Exploring Social and Locality
273 Variations of Dog Bites in Scotland Using Administrative Data Sources. *Int J Popul*
274 *Data Sci.* 2022 Aug 25;**7**(3):1810. <https://doi.org/10.23889/ijpds.v7i3.1810>
- 275 7. Digital Health and Care Wales. Hospital Admissions: Annual Online Data Tables -
276 Statistical Reports. [https://dhw.nhs.wales/information-services/information-](https://dhw.nhs.wales/information-services/information-delivery/hospital-admissions/hospital-admissions-annual-online-data-tables-statistical-reports/)
277 [delivery/hospital-admissions/hospital-admissions-annual-online-data-tables-](https://dhw.nhs.wales/information-services/information-delivery/hospital-admissions/hospital-admissions-annual-online-data-tables-statistical-reports/)
278 [statistical-reports/](https://dhw.nhs.wales/information-services/information-delivery/hospital-admissions/hospital-admissions-annual-online-data-tables-statistical-reports/); 2024 [accessed 1 February 2024]
- 279 8. World Health Organisation. ICD-10 Version:2019 <http://>
280 <https://icd.who.int/browse10/2019/en>; 2020 [accessed 1 February 2024]
- 281 9. Office for National Statistics. Population estimates for England and Wales: mid-2022.
282 [https://www.ons.gov.uk/peoplepopulationandcommunity/populationandmigration/p](https://www.ons.gov.uk/peoplepopulationandcommunity/populationandmigration/populationestimates/bulletins/populationestimatesforenglandandwales/mid2022)
283 [opulationestimates/bulletins/populationestimatesforenglandandwales/mid2022](https://www.ons.gov.uk/peoplepopulationandcommunity/populationandmigration/populationestimates/bulletins/populationestimatesforenglandandwales/mid2022);
284 2023 [accessed 1 February 2024]
- 285 10. NHS Wales. Local Services. <https://www.nhs.wales/hpb/local-services/>; 2023
286 [accessed 1 February 2024]
- 287 11. NHS England. Hospital admissions caused by dog bites.
288 [https://digital.nhs.uk/supplementary-information/2023/hospital-admissions-caused-](https://digital.nhs.uk/supplementary-information/2023/hospital-admissions-caused-by-dog-bites)
289 [by-dog-bites](https://digital.nhs.uk/supplementary-information/2023/hospital-admissions-caused-by-dog-bites); 2023 [accessed 1 February 2024]
- 290 12. Ryan E, O'Farrell A, O'Suilleabhain, McKeown D. Trends in in-hospital admissions due
291 to dog bites in Ireland from 2012-2021. *Ir Med J.* 2023;**116**(10):P887.
- 292 13. Dogs Trust. Puppy Smuggling. [https://www.dogstrust.org.uk/downloads/2020 Puppy](https://www.dogstrust.org.uk/downloads/2020%20Puppy%20smuggling%20report.pdf)
293 [smuggling report.pdf](https://www.dogstrust.org.uk/downloads/2020%20Puppy%20smuggling%20report.pdf); 2020 [accessed 1 February 2024]
- 294 14. Wyatt T, Maher J, Biddle P. Scoping Research on the Sourcing of Pet Dogs From Illegal
295 Importation and Puppy Farms 2016-17. [https://www.gov.scot/publications/scoping-](https://www.gov.scot/publications/scoping-research-sourcing-pet-dogs-illegal-importation-puppy-farms-2016/documents/)
296 [research-sourcing-pet-dogs-illegal-importation-puppy-farms-2016/documents/](https://www.gov.scot/publications/scoping-research-sourcing-pet-dogs-illegal-importation-puppy-farms-2016/documents/); 2017
297 [accessed 1 February 2024]
- 298 15. Ross KE, Langford F, Pearce D, McMillan KM. What Patterns in Online Classified Puppy
299 Advertisements Can Tell Us about the Current UK Puppy Trade. *Animals.* 2023 May
300 **13**(10):1682. <https://doi.org/10.3390/ani13101682>
- 301 16. PDSA. PDSA Animal Wellbeing Report 2023. [https://www.pdsa.org.uk/what-we-](https://www.pdsa.org.uk/what-we-do/pdsa-animal-wellbeing-report/paw-report-2023)
302 [do/pdsa-animal-wellbeing-report/paw-report-2023](https://www.pdsa.org.uk/what-we-do/pdsa-animal-wellbeing-report/paw-report-2023); 2023 [accessed 1 February 2024]
- 303 17. Holland KE, Mead R, Casey RA, Upjohn MM, Christley RM. "Don't Bring Me a Dog...I'll
304 Just Keep It": Understanding Unplanned Dog Acquisitions Amongst a Sample of Dog
305 Owners Attending Canine Health and Welfare Community Events in the United

- 306 Kingdom. *Animals*. 2021 Feb 25;**11**(3):605. <https://doi.org/10.3390/ani11030605>
- 307 18. Mead R, Holland KE, Casey RA, Upjohn MM, Christley RM. “Do Your Homework as
308 Your Heart Takes over When You Go Looking”: Factors Associated with Pre-
309 Acquisition Information-Seeking among Prospective UK Dog Owners. *Animals*. 2023
310 Mar 10;**13**(6):1015. <https://doi.org/10.3390/ani13061015>
- 311 19. Gazzano A, Mariti C, Notari L, Sighieri C, McBride EA. Effects of early gentling and
312 early environment on emotional development of puppies. *Appl Anim Behav Sci*. 2008
313 Apr;**110**(3–4):294–304. <https://doi.org/10.1016/j.applanim.2007.05.007>
- 314 20. Puurunen J, Hakanen E, Salonen MK, Mikkola S, Sulkama S, Araujo C, et al. Inadequate
315 socialisation, inactivity, and urban living environment are associated with social
316 fearfulness in pet dogs. *Sci Rep*. 2020 Feb 26;**10**(1):3527.
317 <https://doi.org/10.1038/s41598-020-60546-w>
- 318 21. Mikkola S, Salonen M, Puurunen J, Hakanen E. Aggressive behaviour is affected by
319 demographic , environmental and behavioural factors in purebred dogs. *Sci Rep*.
320 2021;(0123456789):1–10. <https://doi.org/10.1038/s41598-021-88793-5>
- 321 22. McEvoy V, Espinosa U, Crump A, Arnott G. Canine Socialisation: A Narrative
322 Systematic Review. *Animals*. 2022 Oct 22;**12**(21):2895. Available from:
323 <https://doi.org/10.3390/ani13010081>.
- 324 23. PDSA. PDSA Animal Wellbeing (PAW) Report. [https://www.pdsa.org.uk/get-](https://www.pdsa.org.uk/get-involved/our-campaigns/pdsa-animal-wellbeing-report)
325 [involved/our-campaigns/pdsa-animal-wellbeing-report](https://www.pdsa.org.uk/get-involved/our-campaigns/pdsa-animal-wellbeing-report). 2022 [accessed 1 February
326 2024]
- 327 24. McMillan KM, Harrison X, Upjohn MM, Christley RM, Casey RA. Estimation of the size,
328 density, and demographic distribution of the UK pet dog population. *Res Sq*. 2024;
329 <https://doi.org/10.21203/rs.3.rs-3772889/v1>
- 330 25. Tiira K, Lohi H. Early Life Experiences and Exercise Associate with Canine Anxieties.
331 *PLoS One*. 2015 Nov 3;**10**(11):e0141907.
332 <https://doi.org/10.1371/journal.pone.0141907>
- 333 26. Mota-Rojas D, Mariti C, Zdeinert A, Riggio G, Mora-Medina P, del Mar Reyes A, et al.
334 Anthropomorphism and Its Adverse Effects on the Distress and Welfare of
335 Companion Animals. *Animals*. 2021 Nov 15;**11**(11):3263.
336 <https://doi.org/10.3390/ani11113263>
- 337 27. Meints K, Brelford V, De Keuster T. Teaching Children and Parents to Understand
338 Dog Signaling. *Front Vet Sci*. 2018 Nov 20;**5**(11):3263.
339 <https://doi.org/10.3389/fvets.2018.00257>
- 340 28. Baatz A, Bidgood A, Taylor G, Young R. The trouble with a cuddle: Families’
341 experiences of supervising interactions between children in middle childhood and the
342 family dog. *Human-Animal Interact*. 2023 Dec 7;
343 <https://doi.org/10.1079/hai.2023.0042>
- 344 29. RCPCH. Accidental Injury.[https://stateofchildhealth.rcpch.ac.uk/evidence/injury-](https://stateofchildhealth.rcpch.ac.uk/evidence/injury-prevention/accidental-injury/)
345 [prevention/accidental-injury/](https://stateofchildhealth.rcpch.ac.uk/evidence/injury-prevention/accidental-injury/); 2021 [accessed 1 February 2024]

- 346 30. Dogs Trust. Dogs and children: living safely together.
347 [https://www.dogstrust.org.uk/dog-advice/life-with-your-dog/at-home/dog-and-](https://www.dogstrust.org.uk/dog-advice/life-with-your-dog/at-home/dog-and-child-safety)
348 [child-safety](https://www.dogstrust.org.uk/dog-advice/life-with-your-dog/at-home/dog-and-child-safety); 2023 [accessed 1 February 2024]
- 349 31. Dogs Trust. Be Dog Smart! <https://www.learnwithdogstrust.ie/be-dog-smart/>; 2023
350 [accessed 1 February 2024]
- 351 32. StatsWales. Population estimates by local authority and ethnicity.
352 [https://statswales.gov.wales/Catalogue/Population-and-](https://statswales.gov.wales/Catalogue/Population-and-Migration/Population/Estimates/Ethnicity/PopulationEstimates-by-Localauthority-Ethnicity)
353 [Migration/Population/Estimates/Ethnicity/PopulationEstimates-by-Localauthority-](https://statswales.gov.wales/Catalogue/Population-and-Migration/Population/Estimates/Ethnicity/PopulationEstimates-by-Localauthority-Ethnicity)
354 [Ethnicity](https://statswales.gov.wales/Catalogue/Population-and-Migration/Population/Estimates/Ethnicity/PopulationEstimates-by-Localauthority-Ethnicity); 2011 [accessed 1 February 2024]
- 355 33. Welsh Government. Welsh Index of Multiple Deprivation (full Index update with
356 ranks): 2019. [https://www.gov.wales/welsh-index-multiple-deprivation-full-index-](https://www.gov.wales/welsh-index-multiple-deprivation-full-index-update-ranks-2019)
357 [update-ranks-2019](https://www.gov.wales/welsh-index-multiple-deprivation-full-index-update-ranks-2019); 2022 [accessed 1 February 2024]
- 358 34. Welsh Government. Welsh Index of Multiple Deprivation 2019: analysis relating to
359 areas of deep-rooted deprivation. [https://www.gov.wales/welsh-index-multiple-](https://www.gov.wales/welsh-index-multiple-deprivation-2019-analysis-relating-areas-deep-rooted-deprivation)
360 [deprivation-2019-analysis-relating-areas-deep-rooted-deprivation](https://www.gov.wales/welsh-index-multiple-deprivation-2019-analysis-relating-areas-deep-rooted-deprivation); 2022 [accessed 1
361 February 2024]
- 362 35. Fatjo J, Amat M, Mariotti VM, de la Torre JLR, Manteca X. Analysis of 1040 cases of
363 canine aggression in a referral practice in Spain. *J Vet Behav.* 2007 Sep;**2**(5):158–65.
364 <https://doi.org/10.1016/j.jveb.2007.07.008>
- 365 36. Barcelos A, Mills DS, Zulch H. Clinical indicators of occult musculoskeletal pain in
366 aggressive dogs. *Vet Rec.* 2015 May 2;**176**(18):465–465.
367 <https://doi.org/10.1136/vr.102823>
- 368 37. Wauthier L, SSPCA, Williams J. Using the mini C-BARQ to investigate the effects of
369 puppy farming on dog behaviour. *Appl Anim Behav Sci.* 2018;**206**(75–86).
370 <https://doi.org/10.1016/j.applanim.2018.05.024>
- 371 38. Westgarth C, Reevell K, Barclay R. Association between prospective owner viewing of
372 the parents of a puppy and later referral for behavioural problems. *Vet Rec.* 2012
373 May 19;**170**(20):517–517. <https://doi.org/10.1136/vr.100138>
- 374 39. Maher J, Wyatt T. European illegal puppy trade and organised crime. *Trends Organ*
375 *Crime.* 2021 Dec 24;**24**(4):506–25. <https://doi.org/10.1007/s12117-021-09429-8>
- 376 40. Siegel D, van Uhm D. Illegal dogfighting: sport or crime? *Trends Organ Crime.* 2021
377 Dec 10;**24**(4):563–80. <https://doi.org/10.1007/s12117-021-09423-0>
- 378 41. Maher JA, Wyatt T. Rural-urban dynamics in the UK illegal puppy trade: Trafficking
379 and trade in “man’s best friend.” *Int J Rural Law Policy.* 2019 Aug 6;**9**(2).
380 <https://doi.org/10.5130/ijrlp.2.2019.6266>
- 381 42. Milroy KE, Whiting M, Abeyesinghe S. Reporting of suspected dog fighting to the
382 police, Royal Society for the Prevention of Cruelty to Animals and equivalents by
383 veterinary professionals in the UK. *Vet Rec.* 2018 Nov 10;**183**(18):567–567.
384 <https://doi.org/10.1136/vr.104753>
- 385 43. Maher J, Pierpoint H. Friends, status symbols and weapons: the use of dogs by youth

- 386 groups and youth gangs. *Crime, Law Soc Chang*. 2011 Jun 21;**55**(5):405–20.
387 <https://doi.org/10.1007/s10611-011-9294-5>
- 388 44. NHS England. National Cost Collection for the NHS.
389 <https://www.england.nhs.uk/costing-in-the-nhs/national-cost-collection/>; 2023
390 [accessed 1 February 2024]
- 391 45. CDC. Cost of Injury Data. <https://www.cdc.gov/injury/wisqars/cost/>; 2023 [accessed 1
392 February 2024]
- 393 46. Tulloch JSP, Minford S, Vicky P, Rotheram M, Christley RM, Westgarth C. Paediatric
394 Emergency Department dog bite attendance during the COVID-19 pandemic: an audit
395 at a tertiary children’s hospital. *BMJ Paediatr Open*. 2021 Apr 2;**5**(1):e001040.
396 <https://doi.org/10.1136/bmjpo-2021-001040>
- 397 47. BMA. COVID-19: Impact of the pandemic on healthcare delivery.
398 [https://www.bma.org.uk/advice-and-support/covid-19/what-the-bma-is-doing/covid-
399 19-impact-of-the-pandemic-on-healthcare-delivery#:~:text=Health services across the
400 UK,being missed with growing frequency](https://www.bma.org.uk/advice-and-support/covid-19/what-the-bma-is-doing/covid-19-impact-of-the-pandemic-on-healthcare-delivery#:~:text=Health services across the UK,being missed with growing frequency;); 2023 [accessed 1 February 2024]
- 401 48. Nath U, Alam B, Das A, Bakhiet A, Pillai A. The Impact of COVID-19 on the Neck of
402 Femur Fracture Service in a Tertiary Care Hospital in the United Kingdom. *Cureus*.
403 2023 Oct **18**;15(10):e47298. <https://doi.org/10.7759/cureus.47298>
- 404