

## **Title: B-OK: A Visual and Tactile Tool for HIV Treatment Adherence Support in a United States Urban Center**

Aaron RICHTERMAN,<sup>1,2</sup> Tamar KLAIMAN,<sup>3</sup> Daniel PALMA,<sup>1</sup> Eric RYU,<sup>3</sup> Laura SCHMUCKER,<sup>3</sup> Katherine VILLARIN,<sup>1</sup> Gabrielle GROSSO,<sup>1</sup> Kathleen A BRADY,<sup>4</sup> Harsha THIRUMURTHY,<sup>2,3</sup> Alison BUTTENHEIM<sup>2,3,5</sup>

**Keywords:** HIV, Treatment Adherence Support, Visual Aid, Behavioral Economics

**Abbreviations:** ART, antiretroviral therapy; EHE, Ending the HIV Epidemic; HIV, Human Immunodeficiency Virus; MCM, medical case manager; PLWH, person/people living with HIV; PSI, Population Sciences International; TAS, treatment adherence support; U=U, undetectable=untransmittable

**Word count:** 3980  
**Number of references:** 40  
**Number of tables:** 2  
**Number of figures:** 2

*Corresponding Author:* Aaron Richterman, MD, MPH; Hospital of the University of Pennsylvania, 3400 Spruce Street, Philadelphia, PA 19104; e-mail: [aaron.richterman@penntermine.upenn.edu](mailto:aaron.richterman@penntermine.upenn.edu) telephone: 2674417915; ORCID: 0000-0001-7920-7191

### Affiliations:

<sup>1</sup> Division of Infectious Diseases, Department of Medicine, University of Pennsylvania, Philadelphia, Pennsylvania, USA

<sup>2</sup> Leonard Davis Institute of Health Economics, University of Pennsylvania, Philadelphia, Pennsylvania, USA

<sup>3</sup> Department of Medical Ethics and Health Policy, University of Pennsylvania, Philadelphia, Pennsylvania, USA

<sup>4</sup> Division of HIV Health, Philadelphia Department of Public Health, Philadelphia, Pennsylvania, USA

<sup>5</sup> Department of Family and Community Health, University of Pennsylvania, Philadelphia, Pennsylvania, USA

## 1 **Abstract**

2 Lack of adherence to antiretroviral therapy (ART) and poor retention in care are significant  
3 barriers to ending HIV epidemics. Treatment adherence support (TAS) effectiveness may  
4 be constrained by limited awareness and understanding of the benefits of ART,  
5 particularly the concepts of treatment as prevention and Undetectable=Untransmittable  
6 (U=U), for which substantial knowledge gaps persist. We used mixed methods to evaluate  
7 a straightforward visual and tactile tool, the B-OK Bottles (“B-OK”), that incorporates  
8 human-centered design and behavioral economics principles and is designed to change  
9 and strengthen mental models about HIV disease progression and transmission. We  
10 enrolled 118 consenting adults living with HIV who were clients of medical case managers  
11 at one of four case management agencies in Philadelphia. All participants completed a  
12 pre-intervention survey, a B-OK intervention, and a post-intervention survey. A subset  
13 (N=52) also completed qualitative interviews before (N=20) or after (N=32) B-OK.  
14 Participants had a median age of 55 years (IQR 47-60), about two-thirds were male sex  
15 (N=77, 65%), nearly three-quarters identified as non-Hispanic Black (N=85, 72%), and  
16 almost all reported receiving ART (N=116, 98%). Exposure to B-OK was associated with  
17 improved awareness and understanding of HIV terminology, changes in attitudes about  
18 HIV treatment, and increased intention to rely on HIV treatment for transmission  
19 prevention. Insights from qualitative interviews aligned with the quantitative findings as  
20 respondents expressed a better understanding of U=U and felt that B-OK clearly  
21 explained concepts of HIV treatment and prevention. These findings provide a strong  
22 rationale to further evaluate the potential for B-OK to improve TAS for PLWH.

## 23 Introduction

24 New HIV diagnoses in the United States have plateaued at around 38,000 annually since  
25 2013.<sup>1,2</sup> This lack of progress prompted the United States Department of Health and  
26 Human Services to announce a ten-year “Ending the HIV Epidemic” (EHE) initiative in  
27 2019.<sup>3</sup> The goal of EHE is to reduce new infections by 90% by 2030 through intensified  
28 diagnostic, treatment, prevention, and outbreak response efforts in the 48 counties where  
29 over half of HIV diagnoses occurred in 2016 and 2017.<sup>3</sup> In many settings, including  
30 Philadelphia — one of the EHE priority jurisdictions — lack of adherence to antiretroviral  
31 therapy (ART) and poor retention in care are the most significant barriers to ending the  
32 HIV epidemic.<sup>4</sup> As of 2020, among the 14,873 people living with HIV (PLWH) in  
33 Philadelphia who had been in care in the last 5 years, 14% were out of care (accounting  
34 for 36% of HIV transmissions), and 11% were in care but not virally suppressed  
35 (accounting for 25% of HIV transmissions).<sup>3</sup>

36 Various treatment adherence support (TAS) interventions administered by clinical  
37 providers, case managers, peers, and others have been shown to improve engagement  
38 in care and ART adherence.<sup>5,6</sup> However, TAS effectiveness may be constrained by limited  
39 awareness and understanding of the benefits of ART, including the benefits of treatment  
40 as prevention. Despite multiple landmark studies showing that viral suppression with ART  
41 prevents HIV transmission between serodiscordant sexual partners,<sup>7-9</sup> and a global  
42 “Undetectable=Untransmittable” (U=U) campaign designed to translate these findings  
43 into a movement to promote ART use,<sup>10</sup> substantial knowledge gaps persist about the  
44 prevention benefits of ART and U=U remains a challenging concept to convey to  
45 individuals in a simple and scalable manner.<sup>11,12</sup> In Philadelphia, knowledge barriers were

46 reported by 79% of PLWH at re-engagement in care, with responses such as “since there  
47 is no cure for HIV, why should I go to a doctor?”<sup>13</sup> Maintaining viral suppression can be  
48 an effective motivator for remaining in care and adhering to ART, but only if a PLWH  
49 understands and internalizes concepts related to HIV pathogenesis, transmission, and  
50 treatment.<sup>12</sup>

51 Behavioral economics insights, which can help explain how people process complex  
52 health information and make health-related decisions,<sup>14</sup> may be instrumental in designing  
53 strategies to improve TAS. For example, behavioral economics research shows that  
54 people use simplified cognitive representations of complex concepts, referred to as  
55 mental models, during decision-making. Mental models are known to influence beliefs  
56 and behavior in many health-related domains,<sup>15-21</sup> and incorrect mental models may be  
57 one reason why people do not understand what it means to be virally suppressed, or why  
58 they may underestimate the HIV prevention benefits of ART. Interventions aiming to  
59 correct mental models about HIV and ART can benefit from the use of other behavioral  
60 economics principles, such as presenting information in a salient manner, leveraging  
61 framing effects (e.g., health messages may be more effective if they avoid emphasizing  
62 disease and vulnerability), and employing analogies to introduce and reinforce new  
63 mental models.<sup>22</sup>

64 In this study, we used mixed methods to evaluate a straightforward visual and tactile tool,  
65 the B-OK Bottles (hereafter referred to as “B-OK”), that integrates these behavioral  
66 economics principles while also drawing on several components of the Extended Process  
67 Parallel Model (EPPM) for behavior change communication.<sup>23</sup> B-OK was initially  
68 developed for the South African context,<sup>24</sup> and in this study we aimed to explore B-OK’s

69 potential to improve TAS for PLWH in Philadelphia. We hypothesized that this tool would  
70 correct mental models about HIV disease progression and transmission, reframe  
71 attention towards taking control of one’s health through achieving viral suppression and  
72 away from the loss of health, and enhance retention, recall, and comprehension of  
73 complex HIV-related information (Figure 1). We further hypothesized that these changes  
74 would lead to favorable changes in HIV-related awareness, knowledge, attitudes,  
75 intentions, or perceptions, ultimately increasing the likelihood of adherence, retention in  
76 care, and viral suppression.

## 77 **Methods**

### 78 *Study Design and Population*

79 We conducted a mixed methods study using an intervention (QUAN + qual) design.<sup>25</sup> We  
80 enrolled PLWH who were clients of medical case managers at one of four Ryan White-  
81 funded case management agencies in Philadelphia: one community-based organization  
82 (Bebashi – Transition to Hope) and three clinic-based organizations (Drexel University,  
83 Albert Einstein Medical Center, and Temple University). Eligibility criteria required  
84 participants to be age 18 years or older and able to speak English or Spanish. Study staff  
85 recruited participants presenting for scheduled or unscheduled appointments with their  
86 medical case managers, and all study activities were completed on the same day.

87 All participants completed a pre-intervention survey, B-OK, and a post-intervention  
88 survey. A subset of participants also completed qualitative interviews before or after B-  
89 OK.

90 The University of Pennsylvania Institutional Review Board approved this study. All  
91 participants provided written informed consent. One participant withdrew from the study  
92 and was not included in this analysis. All participants received \$25 compensation, and  
93 participants completing qualitative interviews received an additional \$25.

#### 94 *Intervention*

95 B-OK is a non-proprietary tool designed to increase HIV treatment literacy (Figure 2). It  
96 was developed using human-centered design principles as part of Population Services  
97 International's (PSI) Coach Mpilo project and MINA campaign in South Africa in  
98 collaboration with Matchboxology.<sup>26</sup> B-OK comprises three bottles filled with colored  
99 beads in varying ratios to represent the human body in the context of HIV infection. Black  
100 beads symbolize healthy cells, while red beads represent HIV and HIV-infected cells. One  
101 bottle has a mix of black and red beads, one has mainly red beads with just a few black  
102 beads, and the third has black beads with just one red bead. The mixed bottle represents  
103 the body at HIV diagnosis, communicating that even though a PLWH might feel well and  
104 conclude that no immediate treatment is required, the presence of red beads indicates  
105 that HIV is multiplying, detectable, and transmissible. The bottle with predominantly red  
106 beads demonstrates the consequences of delaying or stopping treatment. Conversely,  
107 the bottle with only one red bead illustrates that taking ART daily can nearly (but not  
108 completely) eliminate HIV, rendering the virus undetectable, untransmittable, and virtually  
109 unable to harm a PLWH. We used two sets of bottles — a large set (each bottle measured  
110 11 inches tall x 4.5 inches diameter) and a small set (3.75 inches x 1 inch). Both sizes  
111 were available during the intervention.

112 We developed a conceptual framework illustrating the hypothesized effects of B-OK on  
113 PLWH (Figure 1). The study intervention itself was a 5-minute scripted education session  
114 administered by one of three trained study staff who were stationed at clinics or MCM  
115 offices (see Supplementary Appendix for script). The session focused on using B-OK to  
116 explain the fundamental principles of HIV biology (pathogenesis, transmission, clinical  
117 outcomes), the effects and importance of ART, and essential HIV terminology (viral  
118 suppression, undetectable viral load, and U=U). Participants were encouraged to  
119 examine or hold the bottles and to ask questions.

#### 120 *Survey Questionnaires*

121 Study staff administered pre- and post-intervention survey questionnaires to all  
122 participants. Pre-intervention surveys included questions about demographics, current  
123 ART (none, injectable, or oral), and self-reported number of missed ART doses in the last  
124 30 days among those on oral ART (i.e., adherence). Pre- and post-intervention surveys  
125 included questions about awareness of HIV-related terminology (viral suppression, U=U),  
126 knowledge about these terms and the effects of ART on clinical outcomes and  
127 transmission risk, attitudes about treatment as prevention and prognosis on ART,  
128 intentions about relying upon treatment as prevention as a preventive strategy and  
129 intention to use ART generally, and perceptions of HIV illness understanding. Awareness  
130 questions were binary (yes or no); other questions used probabilistic scales from zero to  
131 ten (ten indicating greater knowledge, certainty, etc.).<sup>27</sup> Survey questions were developed  
132 based on items used previously in formative and impact studies of U=U and treatment as  
133 prevention interventions.<sup>12,28-37</sup> Surveys were conducted in English or Spanish.

134 *Statistical Analyses*

135 We used descriptive statistics to summarize participant demographics and ART-related  
136 variables. Our co-primary outcomes were the 11 questions about HIV awareness,  
137 knowledge, attitudes, intentions, and perception. For each outcome, we reported  
138 summary statistics of the pre-intervention scores and changes between pre- and post-  
139 intervention scores. For the awareness variables, we compared the proportions of  
140 participants who were aware of viral suppression and U=U before and after the  
141 intervention using two-sample, two-tailed z-tests. For all other variables, we used single-  
142 sample two-tailed t-tests to assess whether the change in the score pre- to post-  
143 intervention was significantly different from zero. We reported unadjusted p-values, and  
144 p-values that were adjusted for 11 multiple comparisons using the Benjamini-Hochberg  
145 method.<sup>38</sup> We considered  $p < 0.05$  to be statistically significant.

146 As a secondary analysis, we assessed changes in outcomes in several key subgroups:  
147 whether a participant had a pre-intervention interview (based on the hypothesis that  
148 discussion about HIV may influence survey answers); optimal adherence to oral ART  
149 (>95% over the last 30 days by self-report); and agency type (community-based or clinic-  
150 based). We compared changes in the outcomes between subgroups using two-tailed,  
151 two-sample t-tests.

152 Statistical analyses were conducted using Stata version 17 (StataCorp) and R version  
153 4.2.3 (R Foundation for Statistical Computing).

154 *In-Depth Interviews*



155 We conducted semi-structured qualitative interviews to explore mental models of HIV  
156 biology, treatment, and prevention. We recruited participants consecutively and  
157 interviewed them before or after exposure to B-OK. Each group (pre- and post-  
158 intervention) had a planned sample size of at least 20 interviews. We used purposive  
159 selection to ensure inclusion across the agencies. One of three study staff members  
160 trained in qualitative research (D.P., G.G., and K.V) conducted the interviews in either  
161 English or Spanish. Study staff were not employed by the case management agencies  
162 and were not involved in the participants' care. We completed the interviews on the day  
163 of enrollment, in person, and in a private space. We audio-recorded all interviews, which  
164 were then professionally transcribed by an external company.

### 165 *Qualitative Analyses*

166 Our codebook was developed using an integrated analysis approach that involved major  
167 themes from modified grounded theory and a priori domains related to HIV pathogenesis,  
168 treatment, and prevention.<sup>39</sup> We used an iterative process to refine and finalize the  
169 codebook. Two investigators independently coded transcripts (D.P. and E.R.), double-  
170 coding 20%. Disagreements were discussed and resolved through consensus. We  
171 analyzed the data overall and after stratifying by whether the interview was pre-  
172 intervention or post-intervention. Qualitative analyses were completed using ATLAS.ti  
173 version 23 (ATLAS.ti Scientific Software Development GmbH).

## 174 **Results**

### 175 *Participant Characteristics*

176 We enrolled 118 participants with a median age of 55 years (IQR 47-60) from March to  
177 April 2023, with about half (N=55, 47%) recruited from the community-based agency  
178 (Table 1). About two-thirds were male sex (N=77, 65%), and the vast majority were cis-  
179 gender (N=113, 96%) and spoke English as their primary language (N=110, 93%). Nearly  
180 three-quarters of the participants identified as non-Hispanic Black (N=85, 72%), with the  
181 remainder identifying as Hispanic (N=19, 16%), non-Hispanic white (N=6, 5%), and other  
182 or multiple race/ethnicities (N=8, 7%). Almost all participants reported receiving ART,  
183 either oral (N=107, 91%) or injectable (N=9, 8%). Among participants receiving oral ART,  
184 the median number of reported doses missed out of the last 30 days was zero (IQR 0-2),  
185 and 36 (33%) had sub-optimal adherence (i.e., <95% self-reported adherence during the  
186 last 30 years)

187 *Changes in HIV Awareness and Knowledge, Attitudes, Intentions, and Perceptions After*  
188 *B-OK*

189 Before B-OK, just over half of the participants (N=61, 52%) had ever heard of the term  
190 viral suppression, and three-quarters (N=88, 75%) recognized the term U=U. Following  
191 the intervention, awareness rose to 69% (N=81) and 86% (N=101) for viral suppression  
192 and U=U, respectively. These changes were statistically significant based on unadjusted  
193 p-values (p=0.01 for viral suppression and p=0.03 for U=U), but only the increase in viral  
194 suppression remained significant when adjusted for multiple comparisons (adjusted  
195 p=0.02 for viral suppression and adjusted p=0.06 for U=U). On ten-point scales,  
196 participants' pre-intervention self-reported understanding about the term viral  
197 suppression had a mean of 3.4 (SD 4.1), and U=U had a mean of 6.6 (SD 4.3) (Table 2,  
198 Supplementary Figures 1-2). Both significantly increased after B-OK — by 2.4 (SD 4.0)

199 for viral suppression ( $p < 0.0001$ ; adjusted  $p = 0.001$ ), and 1.4 (SD 3.7) for U=U ( $p = 0.0001$ ;  
200 adjusted  $p = 0.0006$ ).

201 Participants had high pre-intervention knowledge when asked to imagine a scenario in  
202 which a PLWH has an undetectable viral load and estimate the probability that this person  
203 would transmit HIV to a sexual partner (pre-intervention mean 2.1, SD 3.3) or be harmed  
204 by HIV (pre-intervention mean 2.6, SD 3.6), with neither item significantly changing after  
205 the intervention ( $p = 0.94$ , adjusted  $p = 0.94$  for HIV transmission;  $p = 0.74$ , adjusted  $p = 0.81$   
206 for HIV harm) (Supplementary Figures 3-4).

207 Attitudes about the effectiveness of treatment as prevention (pre-intervention mean 4.3,  
208 SD 4.3) and HIV prognosis (pre-intervention mean 3.1, SD 4.1), both significantly  
209 improved after exposure to the B-OK bottles (manifesting as decreases in worry) with  
210 mean changes of -0.8 (SD 4.4;  $p = 0.05$ ) and -0.8 (SD 3.4;  $p = 0.008$ ), respectively  
211 (Supplementary Figures 5-6). After adjustment, changes in attitudes about HIV prognosis  
212 remained significant (adjusted  $p = 0.02$ ), while treatment as prevention did not ( $p = 0.08$ ).

213 Before B-OK, participants reported that they would be unlikely to rely on HIV treatment  
214 as a sole preventive strategy, as indicated by their high likelihood of using a condom to  
215 prevent sexual HIV transmission even with an undetectable viral load (pre-intervention  
216 mean 7.8, SD 3.3) (Supplementary Figure 7). The mean change after the intervention  
217 was -1.2 (SD 3.0), representing a statistically significant increase in the likelihood of using  
218 HIV treatment as a primary preventive strategy ( $p = 0.0001$ ; adjusted  $p = 0.0006$ ).

219 Participants' intentions to continue ART were very high at baseline (pre-intervention mean  
220 9.5, SD 1.8), and did not significantly change after the intervention ( $p = 0.38$ , adjusted

221 p=0.46) (Supplementary Figure 8). Similarly, participants' perceptions about  
222 understanding their illness were also high (pre-intervention mean 9.2, SD 2.0), without  
223 significant changes after the intervention (p=0.23, adjusted p=0.32) (Supplementary  
224 Figure 9).

### 225 *Sub-Group Analyses*

226 Most changes pre- to post-intervention were similar across key sub-groups, with several  
227 notable exceptions (Supplementary Table 1). Attitudes about treatment as prevention  
228 improved more in the group with the post-intervention interview (mean change -1.2, SD  
229 4.3) compared to those who had a pre-intervention interview (mean change 1.3, SD 4.6)  
230 (p=0.02), and among participants seen at the community-based site (mean change -1.9,  
231 SD 4.7) compared to the clinic-based site (mean change 0.1, SD 4.0) (p=0.02).  
232 Perceptions about illness understanding improved more among participants with sub-  
233 optimal self-reported adherence (mean change 0.6, SD 1.8) compared to those with  
234 optimal self-reported adherence (mean change -0.1, SD 1.5) (p=0.03).

### 235 *Qualitative Interviews*

236 Fifty-two participants (44%) completed in-depth interviews — 20 (17%) before the  
237 intervention and 32 (27%) after the intervention.

### 238 Conceptions of HIV Transmission and Pathogenesis

239 Most respondents knew that untreated HIV would make them ill; however, others were  
240 unsure about how HIV affects the body.

241  
242  
243  
244  
245

*I: And what happens once the virus starts taking over those cells?  
R: You get AIDS, and you become susceptible to all kinds of diseases and everything like that. Your immune system shut down. (Participant 41 – post-intervention)*

246  
247  
248

*Well, your white cells deplete, and the HIV starts to take over, killing the white T cells. And eventually it will overcome you and you'll get sick and die. (Participant 19 – pre-intervention)*

249  
250  
251  
252  
253

*What do I think happens inside the body if you have HIV? I'm not exactly sure. What do I think about – sometimes – okay, sometimes I think when you get HIV in your body I think about death, that you're about to die was never taught about the HIV, so that's why – as me finding out what I had, I thought I was going to die right then and there. (Participant 5 – post-intervention)*

254 Most respondents from both interview groups knew that HIV is spread through sex or  
255 exposure to bodily fluids.

256  
257  
258  
259  
260

*Because my viral load, it's in my sperm. It's in all the fluids in my body, my blood, my sperm. So passing it on to someone else without any protection for that person, like using a – sharing a needle, intravenous needle, or having unprotected sex or open wounds. You know what I mean? (Participant 6 – post-intervention)*

## 261 Viral Load Suppression

262 Results from the interviews indicated that many respondents in both groups had some  
263 understanding of viral suppression.

264 *Your viral load is very important because your viral load is the one that tell you  
265 if you undetectable or not. (Participant 9 – post-intervention)*

266 *...with the treatment, it counts what your viral load is. So if you're on your  
267 medicine or whatever treatment that you have to be on, then the more you  
268 take your medicine, the less of your viral load. The less viral load you have, to  
269 count. (Participant 20 – post-intervention)*

270 *Beings though they're taking it regularly, it suppresses a lot of the HIV.  
271 Basically, till you're almost – that you have none, really, measurable.  
272 (Participant 19 – pre-intervention)*

273 Others expressed confusion about the concept of viral suppression.

274 *I: What does the concept, viral load, mean to you?*  
275 *R: The viral load?*  
276 *I: Yes.*  
277 *R: I'm not sure in it. Yeah, I'm not sure if I ever knew.*  
278 *I: That's no problem.*  
279 *R: I'm not sure. Neither one, the CD – the CD, what's that? It's the viral load*  
280 *and what else? It's – oh God. (Participant 1 – post-intervention)*

281 *Viral load is the blood cells, the white – or I forget which one. It's the white or*  
282 *red. But one has to be high, and one has to be low. I'm not sure which one it*  
283 *is. Right? (Participant 37 – pre-intervention)*

## 284 U=U

285 Most respondents were aware that consistent treatment adherence eliminates the risk  
286 of sexual transmission (U=U).

287 *Okay. If I'm passing it, you know, if you take your medication every day, you*  
288 *keep your viral load low, you can't pass the disease on to nobody. Because*  
289 *you're undetectable, there's no amount of disease present which causes you*  
290 *to pass on to another person. (Participant 2 – post-intervention)*

291 *And with the HIV drugs, it kills those new cells or whatever. So the healthy*  
292 *ones can build themselves back up, and once they get back up then you are*  
293 *U=U. You can't pass it on to somebody else. (Participant 11 – post-*  
294 *intervention)*

295 However, several respondents expressed uncertainty about U=U —that they thought (or  
296 worried) that it was still possible to transmit HIV even with an undetectable viral load.

297 *Because I be saying to myself, well, I'm non-detected, I can't pass it on. But I*  
298 *don't think that's true, because as long as it's in my body and I do that sex*  
299 *thing with the blood and that blood-to-blood transfer, I think I could pass it. I*  
300 *believe I can. (Participant 21 – post-intervention)*

## 301 The B-OK Bottles

302 As shown in the quantitative results, respondents reported improved understanding of  
303 viral load and the impact of not taking medication after exposure to B-OK.

304 *The viral load is what keeps our immune system strong or weak. When we*  
305 *have a very high viral load, it's because our immune system is weakened.*  
306 *That is what the red bottle is for. We have a high viral load. And our body is*  
307 *practically defenseless. We have to take the medication to lower the viral load*  
308 *until it's completely neutralized. (Participant 28 – post-intervention)*

309 *I learned that – how the HIV is in reference to the first bottle which is a mixture*  
310 *of the dark and the red balls. And the other bottle, which is all red, which*  
311 *meaning that's completely all with HIV up in there, when the dark one means*  
312 *that's the best to have, try to get. (Participant 3 – post-intervention)*

313 *Well, I didn't know. Since I never seen the cells before, I didn't know that if*  
314 *you're HIV, it's not good. All the cells are being red. But I'm here with the*  
315 *black bottles. I don't want to get in between. (Participant 53 – post-*  
316 *intervention)*

317 Respondents felt that the bottle demonstration clearly explained HIV and what would  
318 happen if patients stopped taking their medication or took it regularly.

319 *Well, it would definitely be very helpful for when [providers] explain about the*  
320 *viral load or about just having HIV and it entering your body, and what it would*  
321 *do if you take your meds, opposed to not. Well, take treatment, opposed to*  
322 *not taking treatment. And I mean, it's a pretty great idea so they – people can*  
323 *understand at all levels. (Participant 50 – post-intervention)*

## 324 **Discussion**

325 In this mixed methods study of 118 PLWH who were clients of medical case managers in  
326 Philadelphia, we found that exposure to B-OK was associated with improved awareness  
327 and understanding of HIV terminology, changes in attitudes about HIV treatment, and  
328 increased intention to use HIV treatment as prevention. Insights from qualitative  
329 interviews aligned with the quantitative results as respondents expressed a better  
330 understanding of U=U and felt that B-OK clearly explained concepts of HIV treatment and  
331 prevention.

332 These findings provide evidence supporting the potential for B-OK to improve TAS for  
333 PLWH, especially considering the known persistent knowledge gaps about the prevention

334 benefits of ART.<sup>11-13</sup> This potential is further supported by prior randomized controlled  
335 trials that have demonstrated that behavioral interventions designed in part to improve  
336 understanding of treatment as prevention among PLWH can improve ART adherence,  
337 viral suppression, and intentions to rely on treatment as prevention.<sup>36,37,40</sup>

338 There were survey questions within some domains that did not improve after exposure to  
339 B-OK — in particular, hypothetical scenarios asking participants to estimate the likelihood  
340 of sexual transmission from an undetectable partner and the likelihood of harm from HIV  
341 for a person with an undetectable viral load, intentions to stay on HIV treatment, and  
342 perceived understanding of illness. Participants had very high baseline scores for these  
343 questions, so it is unsurprising that there were no significant changes seen after the  
344 intervention.

345 Our study population reflected the demographics and racial composition of PLWH in  
346 Philadelphia.<sup>41</sup> While we did not collect detailed socioeconomic data, all participants were  
347 seen at Ryan White-funded case management sites and therefore met Ryan White  
348 eligibility by having income less than 500% of the federal poverty level. Participants  
349 generally had long-standing HIV, and had a median age of 55. Our study population was  
350 likely to have had adherence challenges at some point based on their engagement with  
351 MCMs, and one-third reported current sub-optimal adherence. It is likely that the impact  
352 of B-OK could be even greater among younger individuals with more recent (or newly  
353 diagnosed) HIV infection and less treatment experience as well as PLWH who have  
354 dropped out of care and are not engaging with MCMs. Similarly, it's conceptually plausible  
355 that B-OK would be even more effective among PLWH with lower rates of adherence,  
356 among PLWH experiencing virological failure, or in populations with low health literacy.



357 These are also the populations with the greatest need for TAS. This hypothesis is  
358 supported by our finding of greater improvements in self-reported illness perception  
359 among participants with sub-optimal self-reported adherence.

360 It is notable that the distributions of most survey responses were highly bimodal, with  
361 responses clustered at the extremes and generally a higher peak at the more desired  
362 extreme (high self-rated knowledge, greater intention to use HIV treatment as prevention,  
363 etc.). This suggests that B-OK may be particularly relevant for the relatively smaller  
364 subset of PLWH with incorrect mental models of HIV (i.e., with responses on the less  
365 desired extreme), supporting its use as part of a package of interventions for TAS, each  
366 targeting different mechanisms of non-adherence.

367 Our study has several important limitations. This was a study designed to assess for  
368 preliminary evidence of B-OK effectiveness, and therefore we focused on a population of  
369 all-comers at MCM agencies over a short period of time. While these results are  
370 promising, it will be important in to evaluate in populations with higher rates of non-  
371 adherence in future work, with longer term outcomes. It remains unknown whether the  
372 changes associated with B-OK identified in this study persist beyond the short-term, and  
373 whether these changes would be further reinforced by longitudinal engagement with the  
374 bottles. Similarly, we do not yet know whether there will be improvements in clinical  
375 outcomes of patients due to any changes in knowledge, attitudes and intentions that occur  
376 after exposure to B-OK. These questions should be addressed in future research. Despite  
377 this, there is now strong justification to further evaluate B-OK, either alone or as part of a  
378 package of interventions, to enhance TAS for PLWH. As part of this study, we also

379 collected information regarding B-OK acceptability, feasibility, and appropriateness from  
380 both clients and medical case managers — these findings will be presented separately.

## 381 **Conclusion**

382 In this mixed methods study of 118 PLWH who were clients of medical case managers in  
383 Philadelphia, we found that exposure to B-OK was associated with improved awareness  
384 and understanding of HIV terminology, changes in attitudes about HIV treatment, and  
385 increased intention to rely on HIV treatment as prevention as a primary prevention  
386 strategy. Qualitative interviews aligned clearly with the survey results as respondents  
387 expressed a better understanding of U=U and felt that B-OK clearly explained concepts  
388 of HIV treatment and prevention. Our findings provide a strong justification to further  
389 evaluate B-OK, either alone or as part of a package of interventions, to improve TAS for  
390 PLWH.

## 391 **Declarations**

### 392 *Ethics approval and consent to participate*

393 The study was approved by the Institutional Review Board of the University of  
394 Pennsylvania. Written informed consent was obtained from all participants. One  
395 participant withdrew from the study and was not included in this analysis.

### 396 *Availability of data and material*

397 Data are available upon reasonable request to the senior author.

### 398 *Competing interests*

399 The authors declare no conflicts of interest.

400 *Funding*

401 This work was funded by a National Institutes of Health Ending the HIV Epidemic  
402 Supplement through the Penn Center for AIDS Research Center Grant (P30AI045008)

403 *Author's Contributions*

404 AR, HT, and AB conceived of the study. RC, DP, KV, and GG conducted data collection  
405 under supervision of AR, LS, and AB. AR conducted quantitative analyses with input from  
406 HT and AB. ER and DP conducted qualitative analyses under supervision of TK. AR wrote  
407 the first draft of the manuscript, with critical input from all authors.

408 *Acknowledgments*

409 We acknowledge Letitia Rambally Greener, Shawn Malone, and Population Services  
410 International, as well as Cal Bruns and Matchboxology for developing and disseminating  
411 B-OK. We are grateful to our primary contacts at each of the partner sites for their  
412 logistical assistance in completing this work: Terence Carroll and Dr. Amy Althoff at  
413 Drexel University, Dr. Ellen Tedaldi at Temple University, Aviva Joffe at Einstein Medical  
414 Center, and Nafisah Houston at Bebashi — Transition to Hope.

**Table 1.** Characteristics of the study population. Data are presented as N (%) unless otherwise specified. N=118 unless otherwise specified.

Age, median (IQR)	55 (47-60)
Male sex	77 (65)
Cis-gender	113 (96)
English primary language (vs Spanish)	110 (93)
Race / Ethnicity	
Hispanic	19 (16)
Non-Hispanic Black	85 (72)
Non-Hispanic White	6 (5)
Other/Multiple	8 (7)
Site	
Bebashi	55 (47)
Drexel	31 (26)
Temple	25 (21)
Einstein	7 (6)
ART	
None	2 (2)
Injectable	9 (8)
Oral	107 (91)
Number of missed oral ART doses in last 30 days, median (IQR), N=107	0 (0-2)

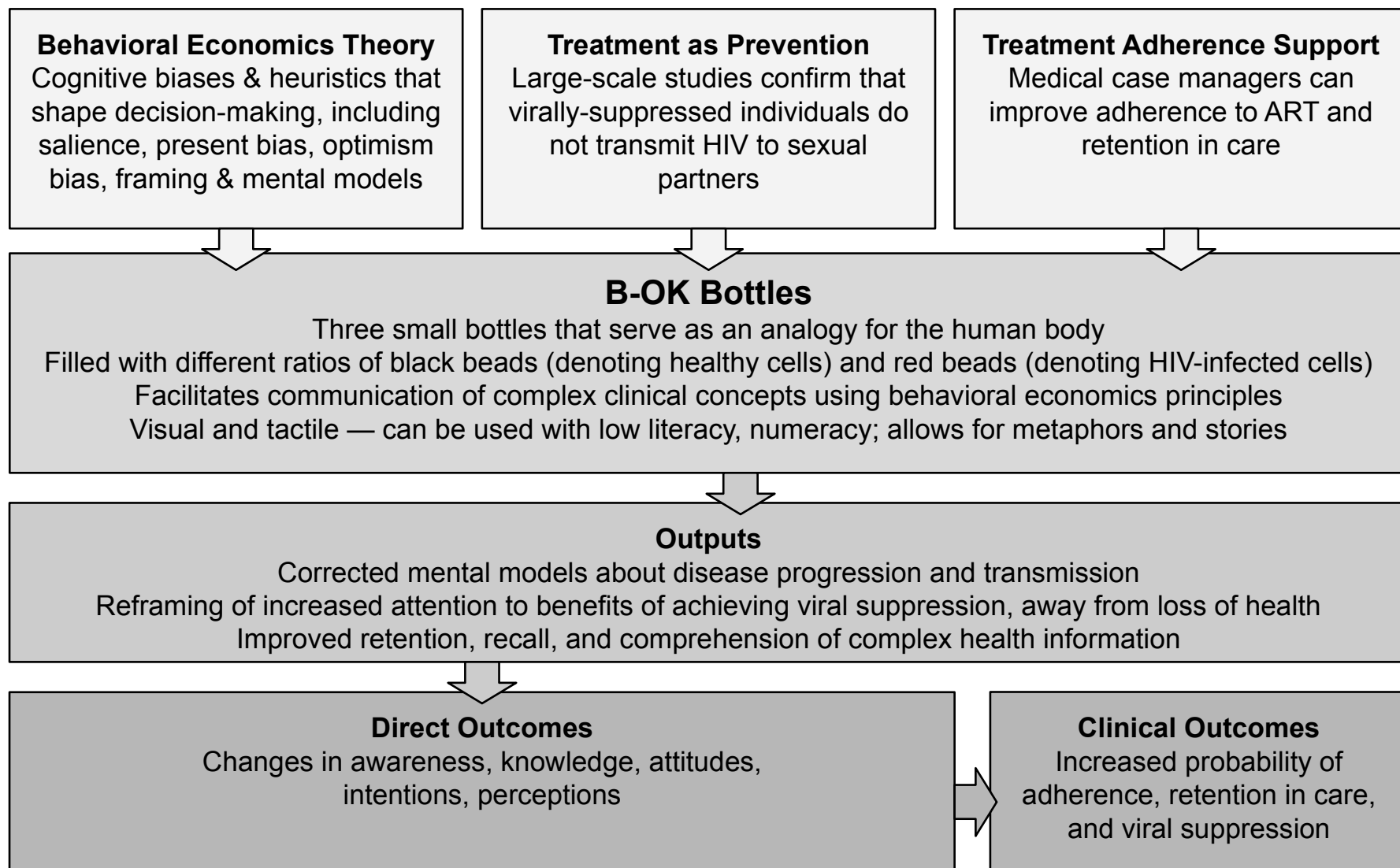
Abbreviations: ART, antiretroviral therapy

**Table 2.** Responses on a 0-10 scale (with higher numbers indicating greater agreement) to questions about HIV-related knowledge, attitudes, intentions, and perceptions — baseline score, difference before and after exposure to B-OK, and p-value testing whether the difference was significantly different from zero (single sample t-test, two-tailed, both unadjusted and adjusted for 11 multiple comparisons — Benjamini-Hochberg). Data are presented as mean (SD), N=118.

	Baseline	Difference pre-post	p-value	Adjusted p-value
<b>Knowledge</b>				
How well do you understand the term “viral suppression?”	3.4 (4.1)	2.4 (4.0)	<0.0001	0.001
How well do you understand the term “U=U” or “Undetectable=Untransmittable?”	6.6 (4.3)	1.4 (3.7)	0.0001	0.0006
Imagine a person living with HIV who is taking HIV treatment and has an undetectable viral load. How likely is it that this person would pass HIV to a regular sexual partner?	2.1 (3.3)	0.0 (3.6)	0.94	0.94
Imagine a person living with HIV who is taking HIV treatment and has an undetectable viral load. How likely is it that this person would be harmed by HIV?	2.6 (3.6)	0.1 (3.9)	0.74	0.81
<b>Attitudes</b>				
Agrees with: I worry that HIV medications do not completely eliminate the risk of getting HIV through sex	4.3 (4.3)	-0.8 (4.4)	0.05	0.08
Agrees with: Having HIV means I will eventually die from it	3.1 (4.1)	-0.8 (3.4)	0.008	0.02
<b>Intentions</b>				
Imagine you were taking HIV treatment and had an undetectable viral load. How likely would you be to use a condom to prevent passing HIV to a sex partner who did not have HIV?	7.8 (3.3)	-1.2 (3.0)	0.0001	0.0006
Agrees with: I feel motivated to stay on (or restart) HIV treatment	9.5 (1.8)	0.1 (1.7)	0.38	0.46
<b>Perceptions</b>				
Agrees with: I understand my illness	9.2 (2.0)	0.2 (1.6)	0.23	0.32

Abbreviations: HIV, human immunodeficiency virus; U=U, Undetectable=Untransmittable

**Figure 1.** Proposed conceptual framework illustrating the hypothesized role of B-OK to facilitate treatment adherence support for people with HIV, with the goal of improving clinical outcomes.





**Figure 2.** Photos of the large and small sets of B-OK Bottles.



# Supplementary Appendix



## 415 **Intervention Guide**

416 Now I want to show you the B-OK bottles. Please feel free to look at or hold the bottles  
417 while I talk. These bottles are to help you understand what is happening inside your body.

418

### 419 *Mix of black and red beads*

- 420 • First, let's look at this bottle.
- 421 • It has a mix of black and red beads.
- 422 • The black beads show healthy cells in your body.
- 423 • The red beads show the HIV virus.
- 424 • This is what it looks like when most people first find out they have HIV, before  
425 starting treatment.
- 426 • They may feel completely normal, but the red beads show the virus is growing.
- 427 • If folks are having sex, they can pass HIV to their partners.

### 428 *Mostly red beads*

- 429 • If a person does not start HIV treatment, eventually their body will look like this red  
430 bottle.
- 431 • There are very few healthy black beads left.
- 432 • This might happen slow, or it might happen quickly, but it will happen eventually.
- 433 • At this stage, it is hard to fight off other sicknesses like cancer and infections.
- 434 • Folks often end up in the hospital and can even die.

### 435 *Mostly black beads*

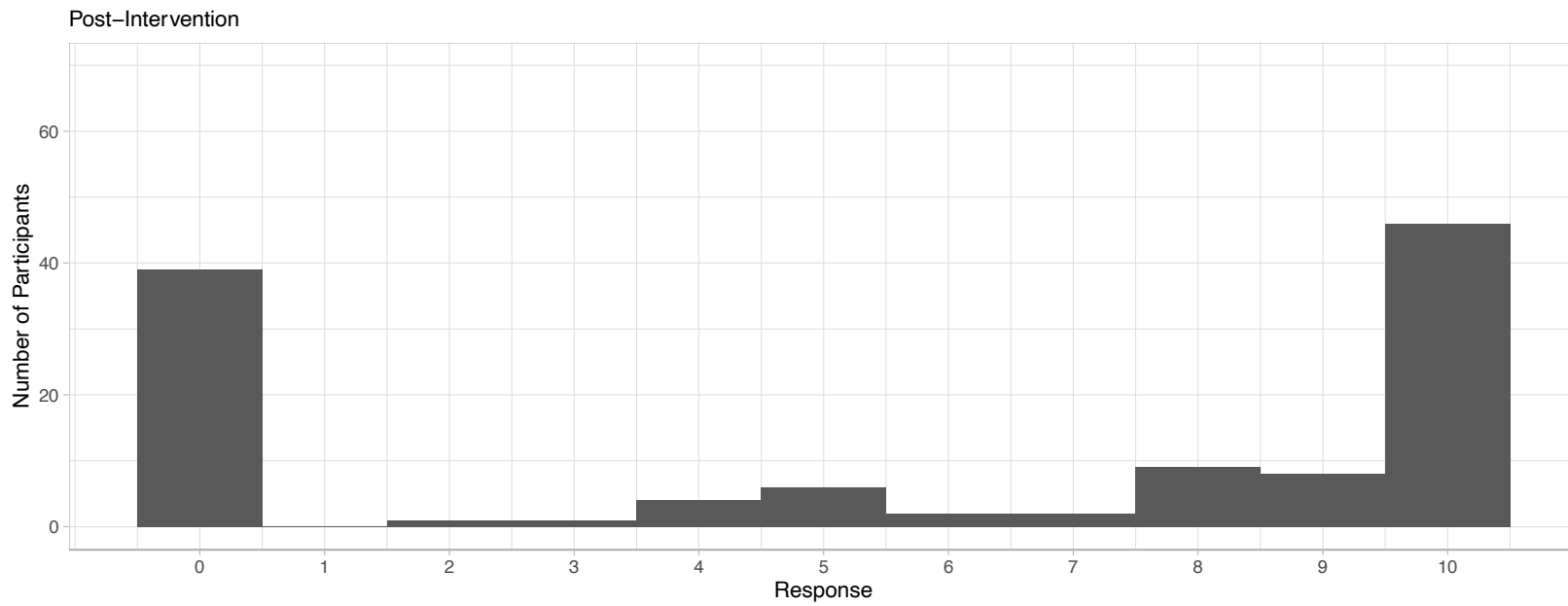
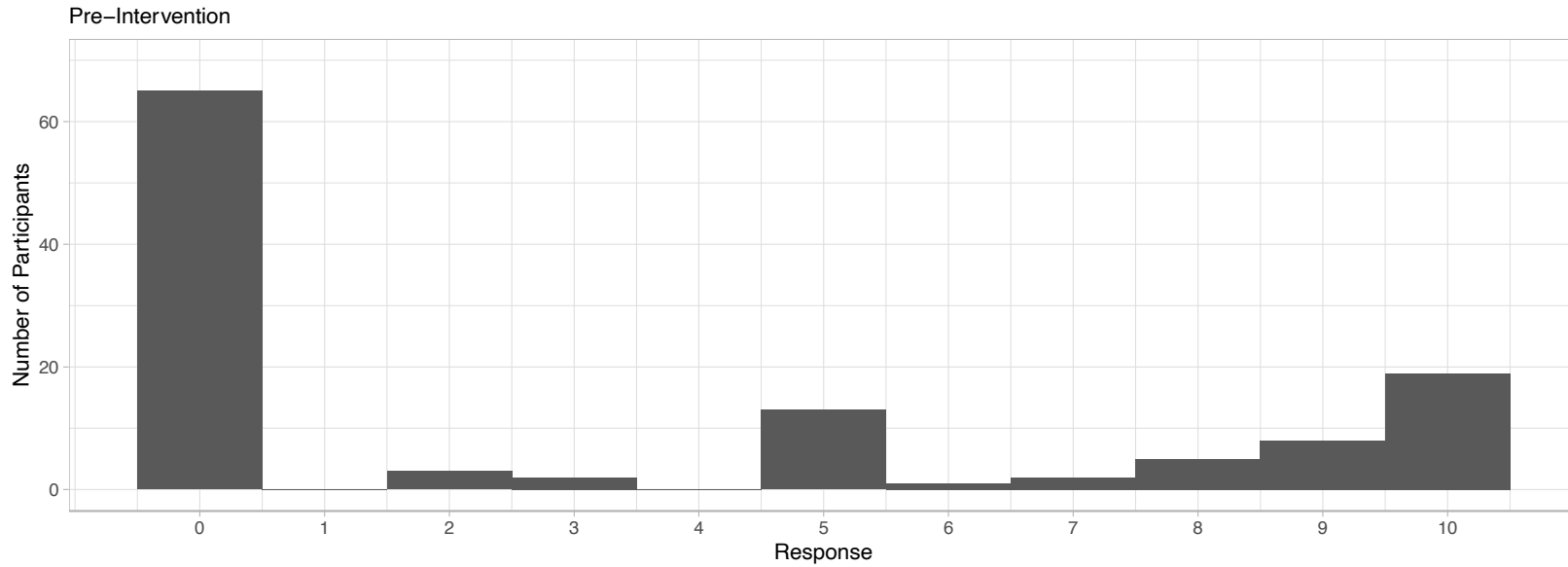
- 436 • On the other hand, if a person starts HIV treatment, and takes their treatment every  
437 day, their body quickly becomes like this bottle.
- 438 • It is full of healthy black beads.
- 439 • This is what people mean when they talk about an “undetectable viral load” or a  
440 “suppressed viral load.”
- 441 • You can see there is still one red bead, because there is not yet a cure for HIV.
- 442 • However, it is so small and deeply buried that it can't hurt you and it can't be  
443 passed on through sex, as long as you keep taking your HIV treatment.
- 444 • This is what people mean when they say “Undetectable=Untransmittable” or “U=U”  
445 — that if you are in this stage, you can't pass the virus through sex, even if you  
446 don't use a condom.

**Supplementary Table 1.** Changes in HIV-related knowledge, attitudes, intentions, and perceptions (with higher numbers indicating greater agreement to the questions) by whether participants were interviewed prior to exposure to B-OK, whether participants had optimal (>95%) self-reported adherence, and study site (community-based organization [CBO] vs university). Data are presented as mean (SD), with p-value testing whether changes were different by group (two-sample t-test, two-tailed).

	Interviews			Self-Reported Adherence			Site		
	Pre-Intervention Interview (N=20)	No Pre-Intervention Interview (N=98)	p-value	Optimal (N=73)	Sub-optimal (N=36)	p-value	Community-Based (N=55)	Clinic-Based (N=63)	p-value
<b>Knowledge</b>									
How well do you understand the term “viral suppression?”	2.1 (3.7)	2.5 (4.1)	0.68	2.5 (4.2)	2.3 (3.8)	0.82	2.1 (3.8)	2.7 (4.2)	0.40
How well do you understand the term “U=U” or “Undetectable=Untransmittable?”	0.7 (4.3)	1.6 (3.6)	0.34	1.5 (3.7)	1.3 (3.8)	0.71	1.2 (3.1)	1.6 (4.1)	0.57
Imagine a person living with HIV who is taking HIV treatment and has an undetectable viral load. How likely is it that this person would pass HIV to a regular sexual partner?	1.2 (4.3)	-0.3 (3.4)	0.09	-0.1 (3.9)	0.0 (3.0)	0.90	0.4 (4.4)	-0.4 (2.6)	0.21
Imagine a person living with HIV who is taking HIV treatment and has an undetectable viral load. How likely is it that this person would be harmed by HIV?	-0.2 (3.7)	-0.1 (3.9)	0.92	-0.2 (4.4)	-0.2 (3.1)	0.98	-0.4 (3.8)	0.1 (3.9)	0.46
<b>Attitudes</b>									
Agrees with: I worry that HIV medications do not completely eliminate the risk of getting HIV through sex	1.3 (4.6)	-1.2 (4.3)	0.02	-0.5 (4.8)	-1.3 (3.9)	0.34	-1.9 (4.7)	0.1 (4.0)	0.02
Agrees with: Having HIV means I will eventually die from it	-1.1 (4.3)	-0.8 (3.1)	0.70	-0.6 (3.5)	-1.2 (3.1)	0.40	-0.5 (2.6)	-1.2 (3.9)	0.26
<b>Intentions</b>									
Imagine you were taking HIV treatment and had an undetectable viral load. How likely would you be to use a condom to prevent passing HIV to a sex partner who did not have HIV?	-0.6 (3.7)	-1.3 (2.9)	0.36	-0.9 (3.0)	-1.6 (3.1)	0.28	-1.4 (3.1)	-0.9 (2.9)	0.39
Agrees with: I feel motivated to stay on (or restart) HIV treatment	0.4 (1.4)	0.1 (1.7)	0.44	0.0 (1.9)	0.4 (1.5)	0.31	0.1 (1.9)	0.1 (1.5)	0.96
<b>Perceptions</b>									
Agrees with: I understand my illness	0.2 (1.2)	0.2 (1.7)	0.95	-0.0 (1.4)	0.7 (2.0)	0.04	0.1 (2.0)	0.2 (1.1)	0.75

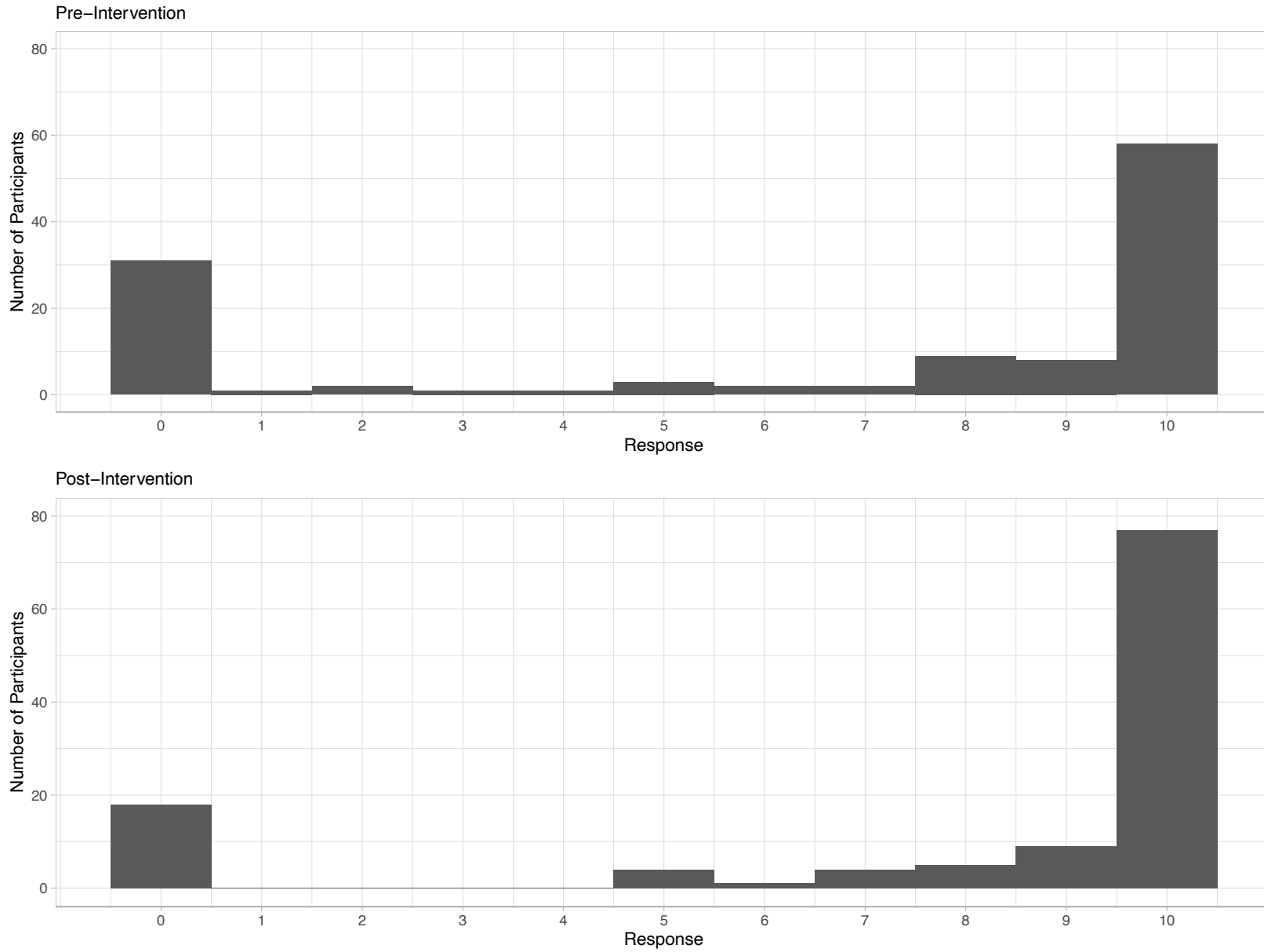
**Supplementary Figure 1.** Histogram showing pre- and post-intervention responses on a zero to ten scale to the question: “How well do you understand the term ‘viral suppression?’”

*“How well do you understand the term viral suppression?”*



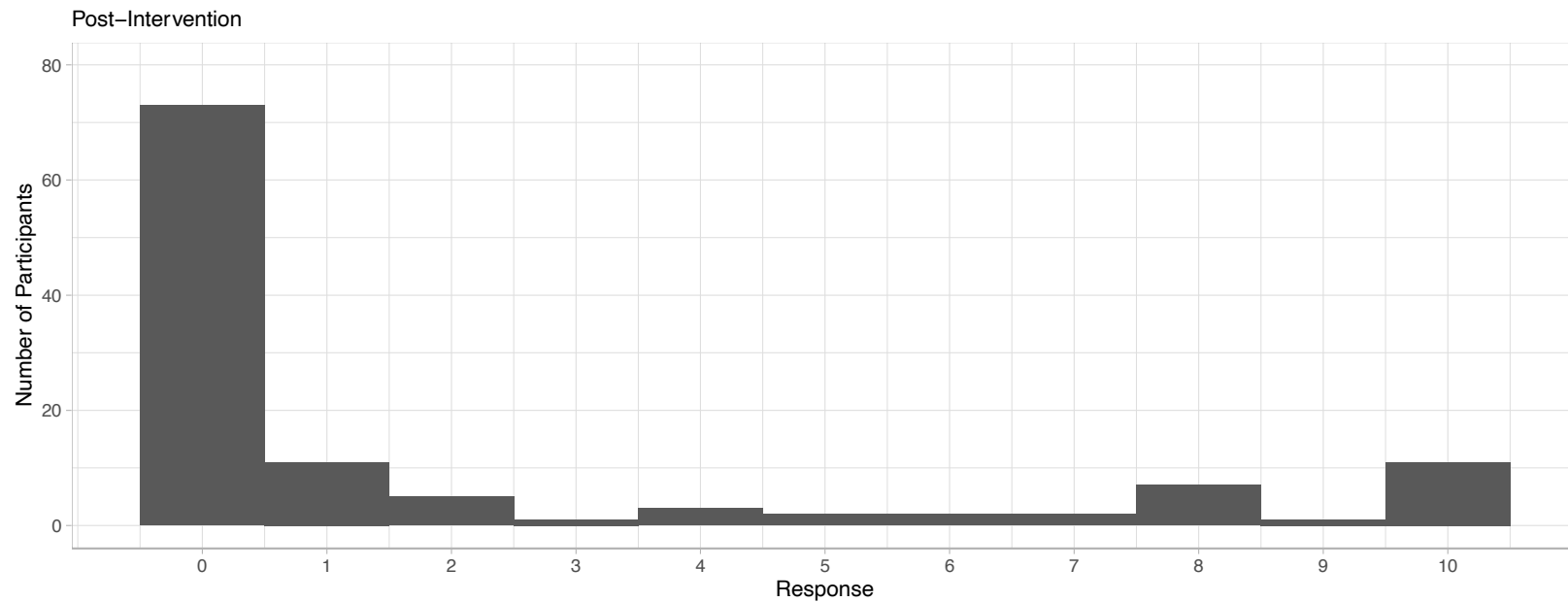
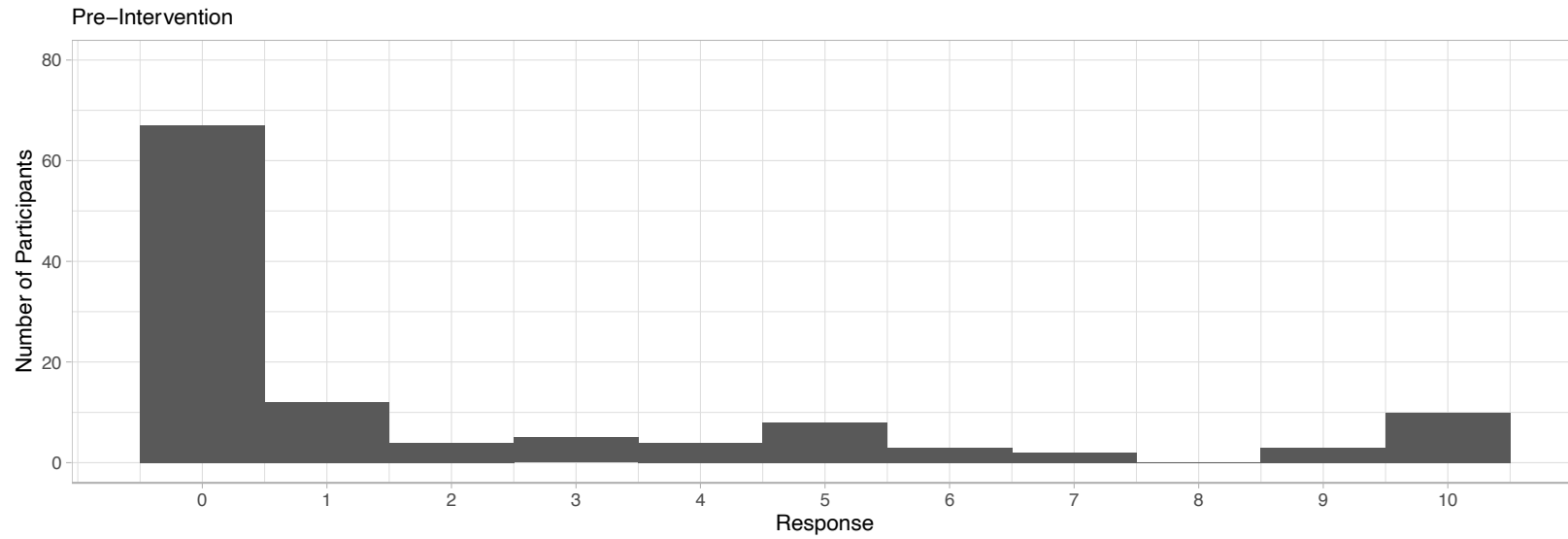
**Supplementary Figure 2.** Histogram showing pre- and post-intervention responses on a zero to ten scale to the question: “How well do you understand the term ‘U=U or Undetectable=Untransmittable?’”

*“How well do you understand the term U=U or Undetectable=Untransmittable?”*



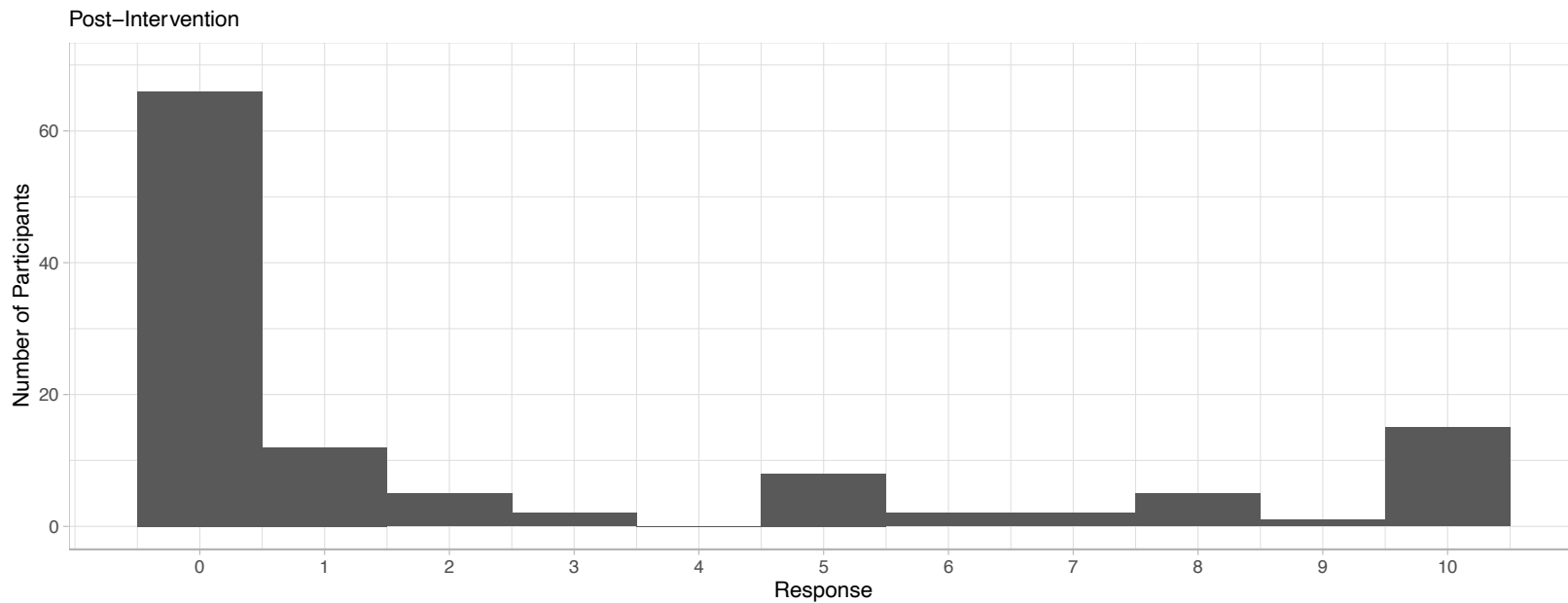
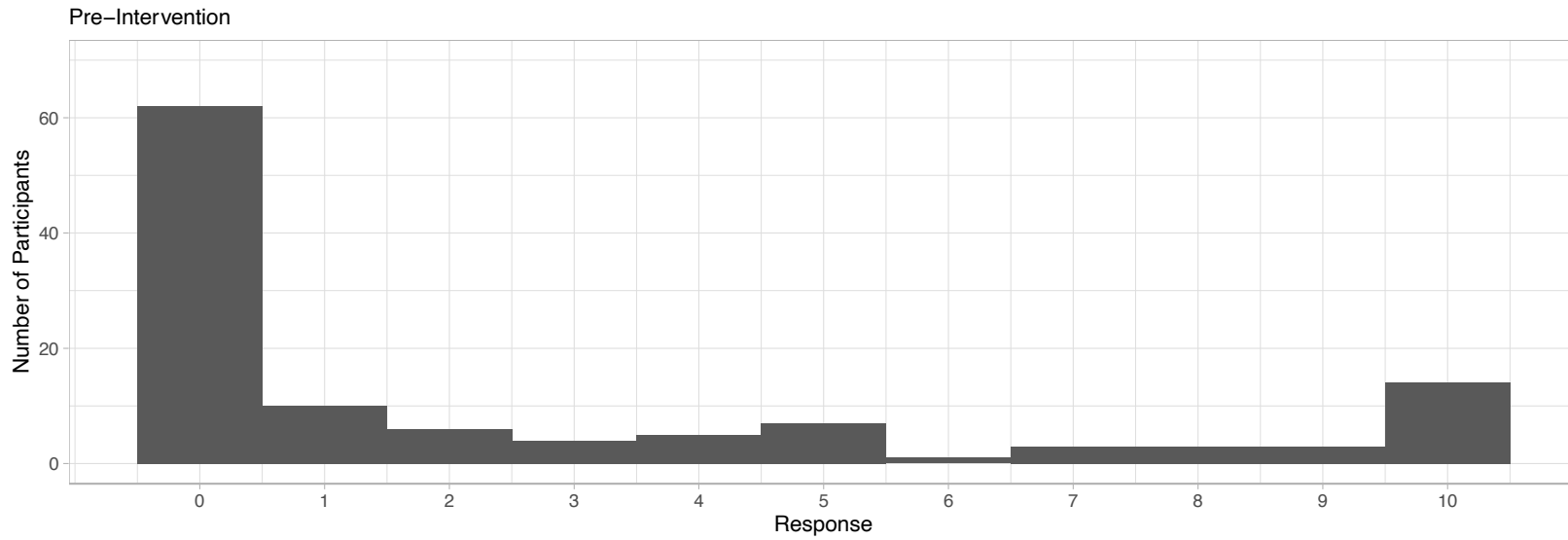
**Supplementary Figure 3.** Histogram showing pre- and post-intervention responses on a zero to ten scale to the question: “Imagine a person living with HIV who is taking HIV treatment and has an undetectable viral load. How likely is it that this person would pass HIV to a regular sexual partner?”

*“Imagine a person living with HIV who is taking HIV treatment and has an undetectable viral load.  
How likely is it that this person would pass HIV to a regular sexual partner?”*



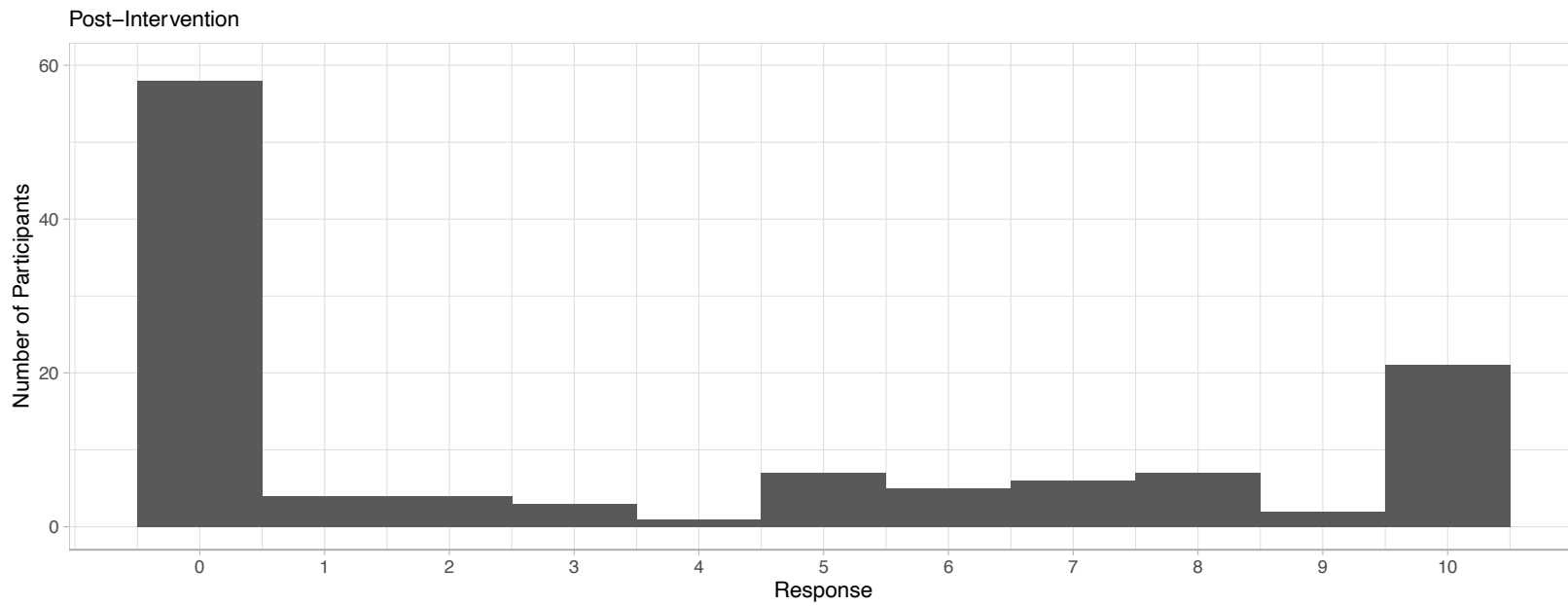
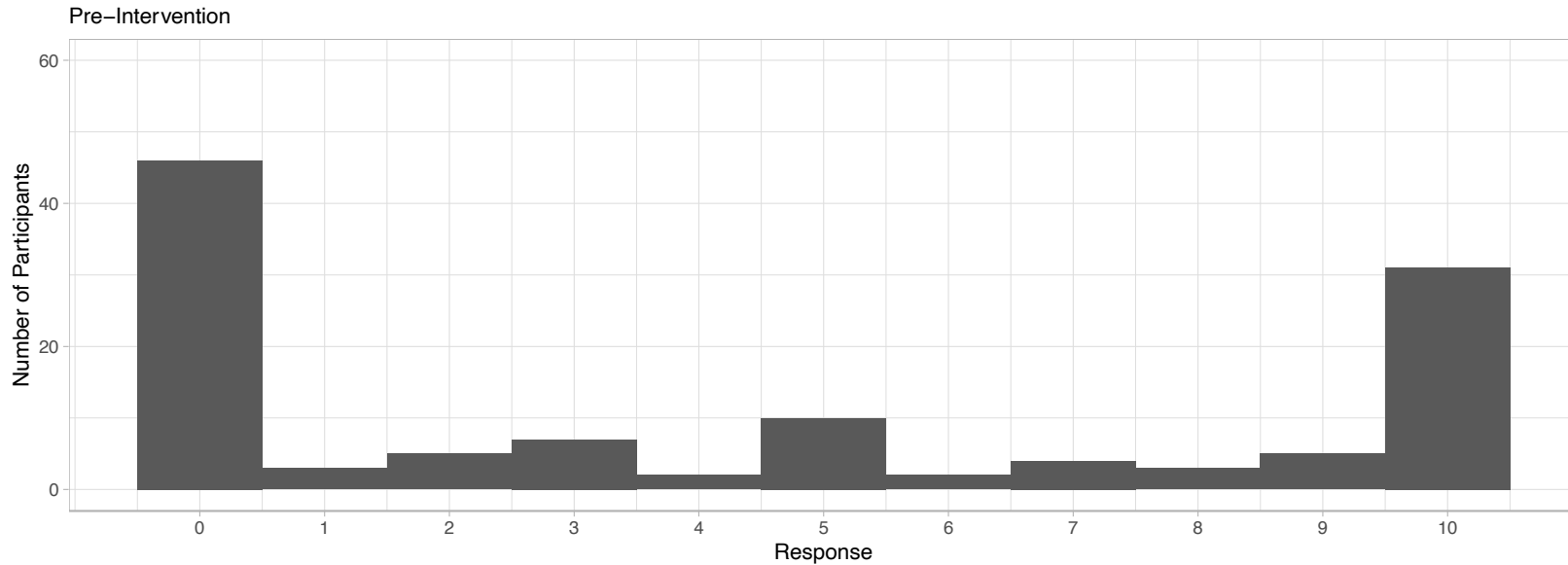
**Supplementary Figure 4.** Histogram showing pre- and post-intervention responses on a zero to ten scale to the question: “Imagine a person living with HIV who is taking HIV treatment and has an undetectable viral load. How likely is it that this person would be harmed by HIV?”

*“Imagine a person living with HIV who is taking HIV treatment and has an undetectable viral load.  
How likely is it that this person would be harmed by HIV?”*



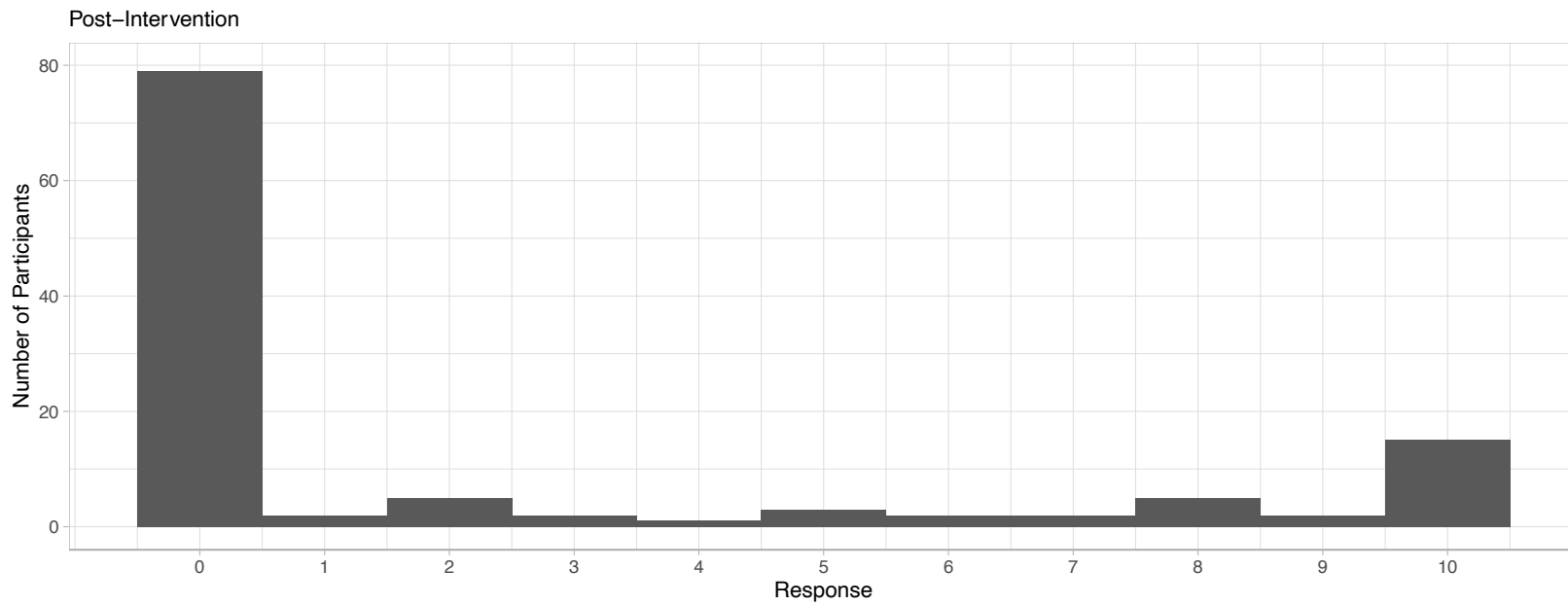
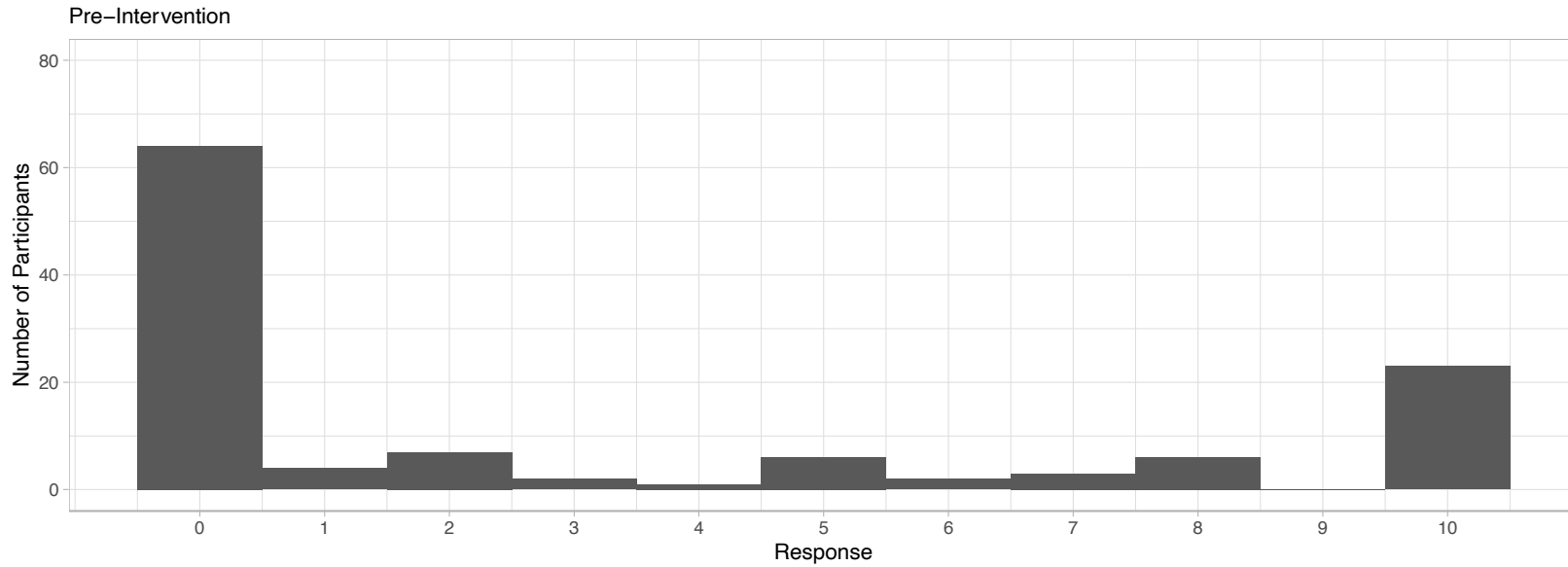
**Supplementary Figure 5.** Histogram showing pre- and post-intervention responses on a zero to ten scale to the question: “Agrees with: I worry that HIV medications do not completely eliminate the risk of getting HIV through sex.”

*“Agrees with: I worry that HIV medications do not completely eliminate the risk of getting HIV through sex”*



**Supplementary Figure 6.** Histogram showing pre- and post-intervention responses on a zero to ten scale to the question: “Agrees with: Having HIV means I will eventually die from it.”

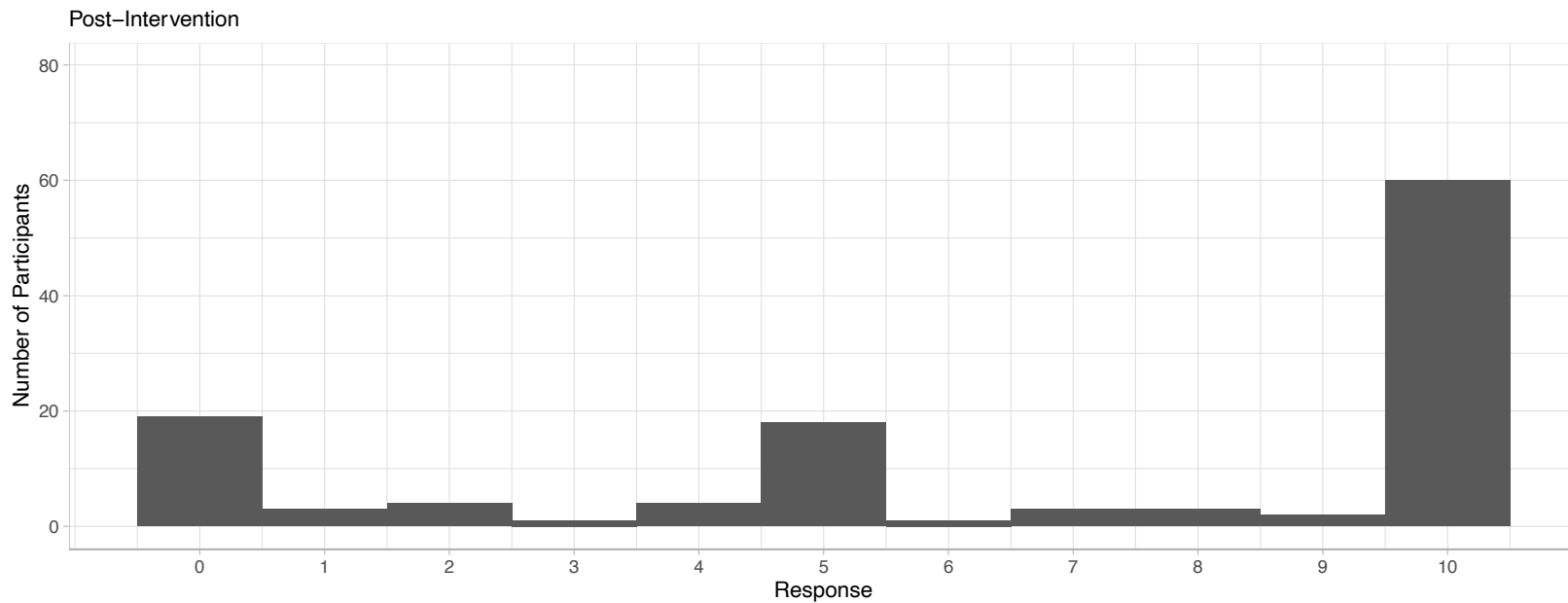
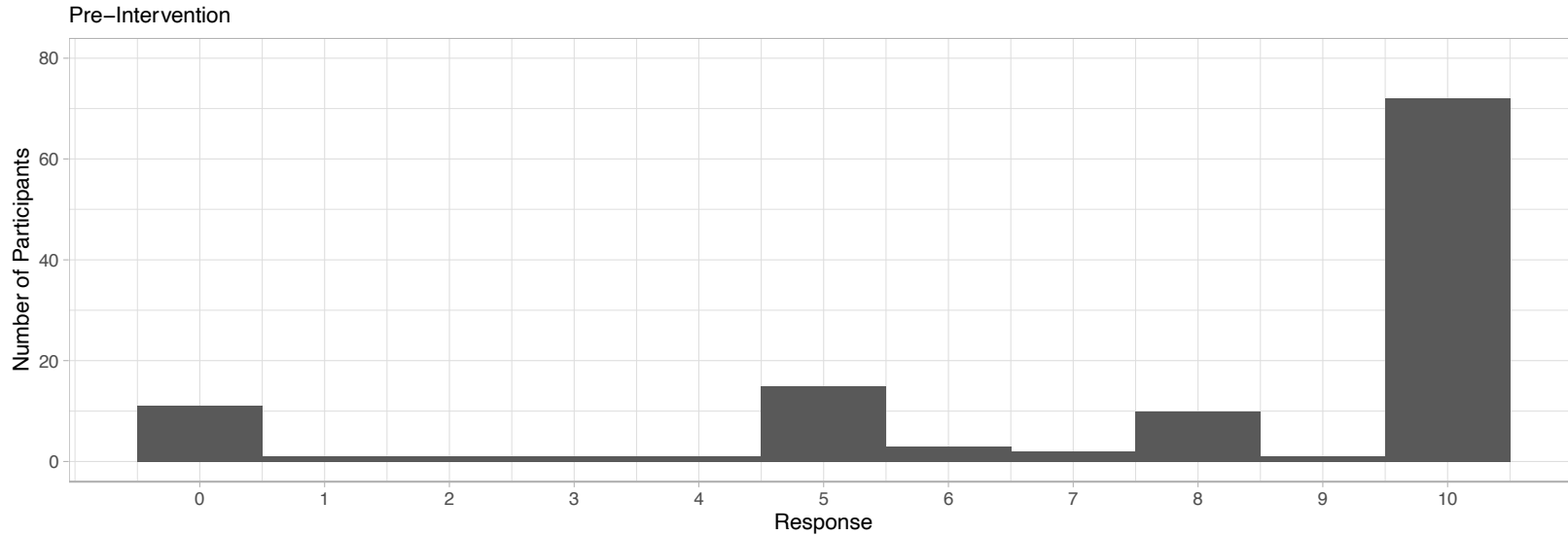
*“Agrees with: Having HIV means I will eventually die from it”*





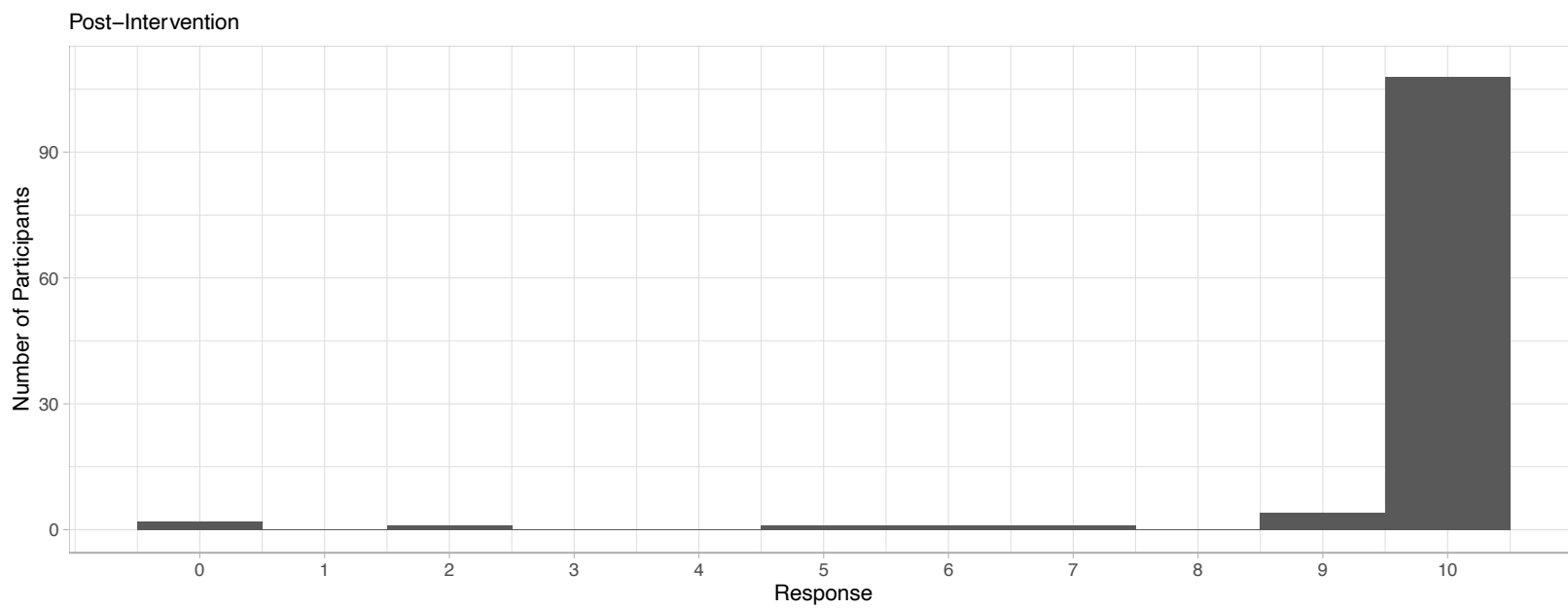
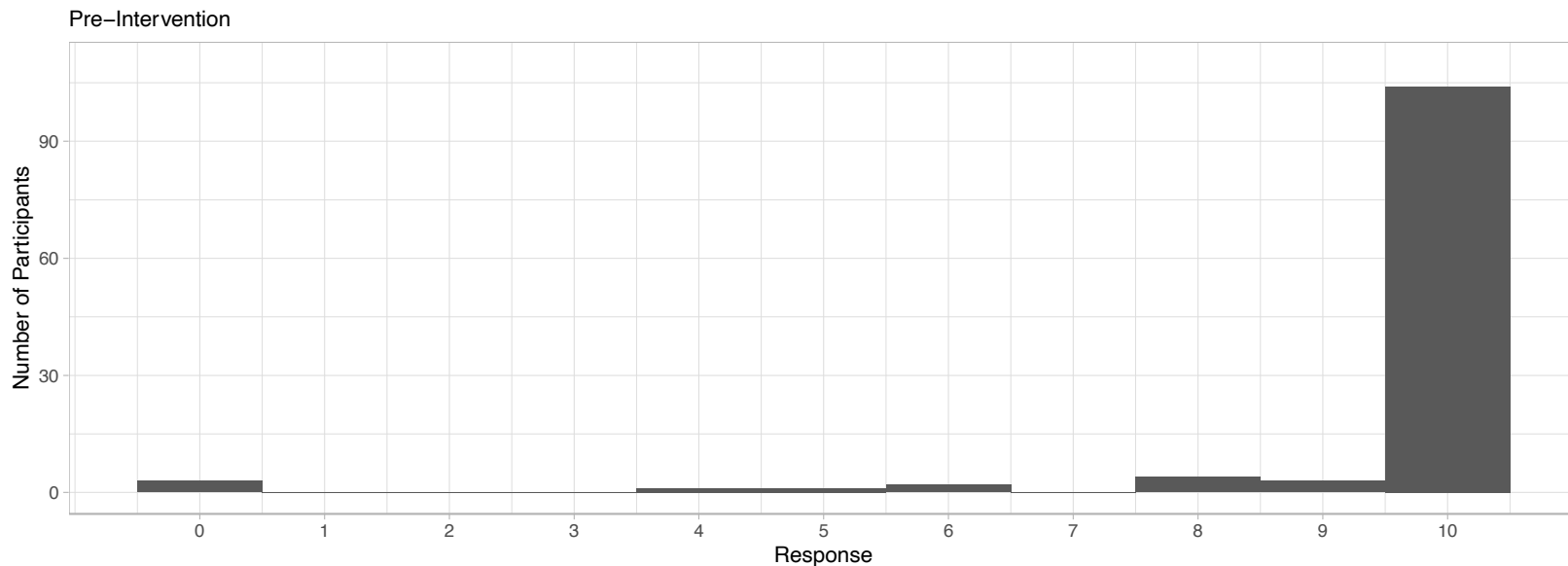
**Supplementary Figure 7.** Histogram showing pre- and post-intervention responses on a zero to ten scale to the question: “Imagine you were taking HIV treatment and had an undetectable viral load. How likely would you be to use a condom to prevent passing HIV to a sex partner who did not have HIV?”

*“Imagine you were taking HIV treatment and had an undetectable viral load.  
How likely would you be to use a condom to prevent passing HIV to a sex partner who did not have HIV?”*



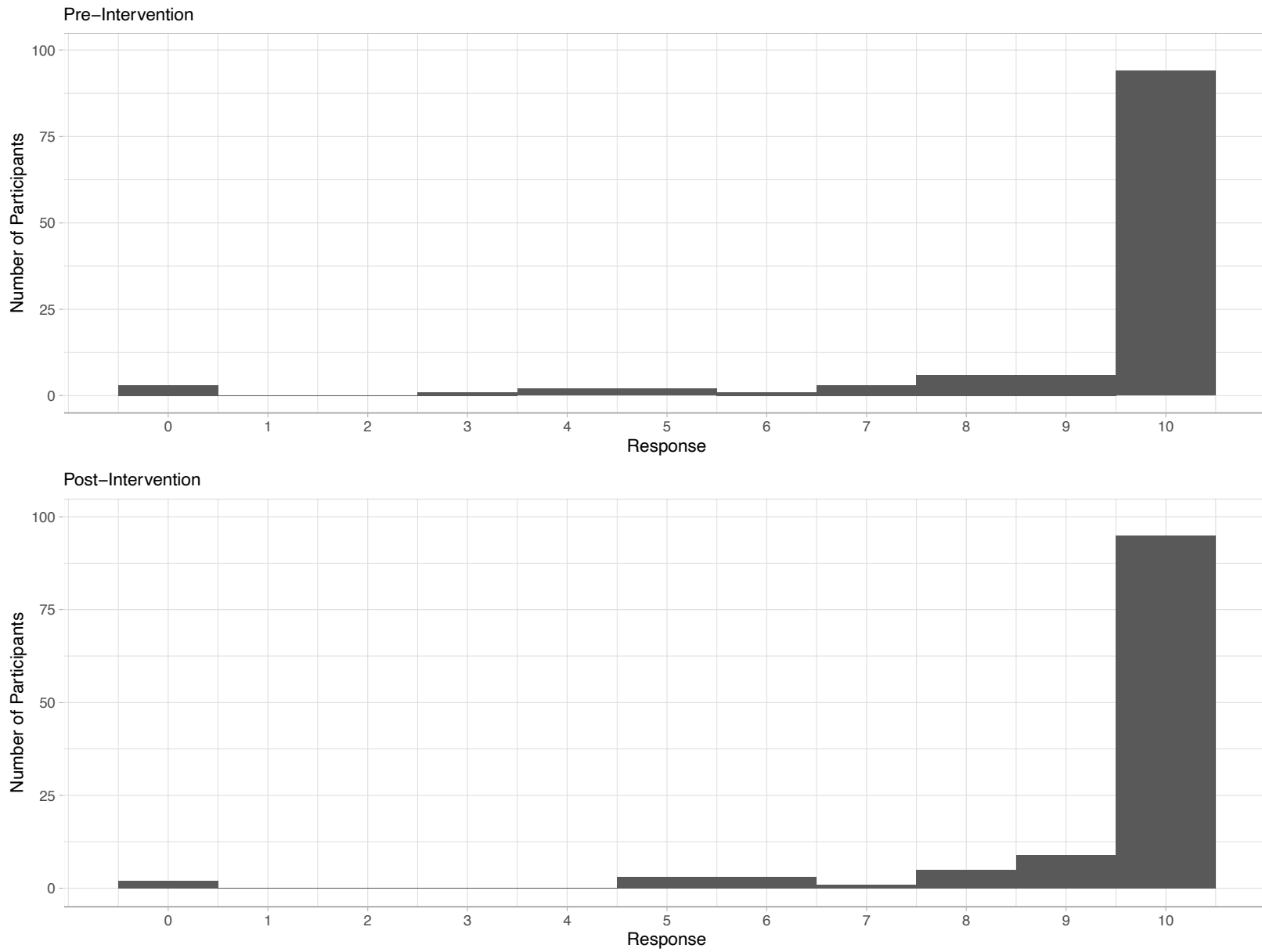
**Supplementary Figure 8.** Histogram showing pre- and post-intervention responses on a zero to ten scale to the question: “Agrees with: I feel motivated to stay on (or restart) HIV treatment.”

*“Agrees with: I feel motivated to stay on (or restart) HIV treatment”*



**Supplementary Figure 9.** Histogram showing pre- and post-intervention responses on a zero to ten scale to the question: “Agrees with: I understand my illness.”

*“Agrees with: I understand my illness”*



## References

1. Centers for Disease Control and Prevention. *Estimated HIV incidence and prevalence in the United States, 2010-2016*. HIV Surveillance Supplemental Report;2019.
2. Centers for Disease Control and Prevention. HIV Surveillance Report, 2020; vol. 33. <https://www.cdc.gov/hiv/library/reports/hiv-surveillance.html>. Published 2022. Accessed 5/2/23.
3. United States Department of Health and Human Services. About Ending the HIV Epidemic: Plan for America. <https://www.hiv.gov/federal-response/ending-the-hiv-epidemic/overview/>. Accessed 2/7/2024.
4. Philadelphia Department of Public Health AIDS Activities Coordinating Office. A Community Plan to End the HIV Epidemic in Philadelphia. <https://www.phila.gov/media/20201201165516/Ending-the-HIV-Epidemic-in-Philadelphia-A-Community-Plan.pdf>. Published 2020. Accessed 5/2/2023.
5. Higa DH, Crepaz N, Mullins MM. Identifying Best Practices for Increasing Linkage to, Retention, and Re-engagement in HIV Medical Care: Findings from a Systematic Review, 1996-2014. *AIDS Behav*. 2016;20(5):951-966.
6. Kanters S, Park JJ, Chan K, et al. Interventions to improve adherence to antiretroviral therapy: a systematic review and network meta-analysis. *The lancet HIV*. 2017;4(1):e31-e40.
7. Cohen MS, Chen YQ, McCauley M, et al. Antiretroviral Therapy for the Prevention of HIV-1 Transmission. *N Engl J Med*. 2016;375(9):830-839.
8. Rodger AJ, Cambiano V, Bruun T, et al. Sexual Activity Without Condoms and Risk of HIV Transmission in Serodifferent Couples When the HIV-Positive Partner Is Using Suppressive Antiretroviral Therapy. *Jama*. 2016;316(2):171-181.
9. Rodger AJ, Cambiano V, Bruun T, et al. Risk of HIV transmission through condomless sex in serodifferent gay couples with the HIV-positive partner taking suppressive antiretroviral therapy (PARTNER): final results of a multicentre, prospective, observational study. *Lancet*. 2019;393(10189):2428-2438.
10. Prevention Access Campaign. Why is U=U important? Published 2020. Accessed 5/2/23.
11. Bor J, Onoya D, Richman B, Mayer KH. A Failure to Disseminate Transformative Science - HIV Treatment as Prevention, 10 Years On. *N Engl J Med*. 2021;385(25):2305-2307.
12. Bor J, Fischer C, Modi M, et al. Changing Knowledge and Attitudes Towards HIV Treatment-as-Prevention and "Undetectable = Untransmittable": A Systematic Review. *AIDS Behav*. 2021;25(12):4209-4224.
13. Philadelphia Department of Public Health AIDS Activities Coordinating Office. *Surveillance 2020 - Appendix I: Provider and/or Structural Barrier and Other Barriers Reported by Adults with Diagnosed HIV in Philadelphia at Re-Engagement in HIV Care, 2015-2019*. 2021.
14. Congres ECU-UCL 2016. *Louvain Medical*. 2016;135(6).
15. Johnson-Laird PN. Mental models and human reasoning. *Proceedings of the National Academy of Sciences of the United States of America*. 2010;107(43):18243-18250.
16. Chakrapani V, Newman PA, Singhal N, Nelson R, Shunmugam M. "If It's Not Working, Why Would They Be Testing It?": mental models of HIV vaccine trials and preventive

- misconception among men who have sex with men in India. *BMC public health*. 2013;13(1):731.
17. Morgan MG, Fischhoff B, Bostrom A, Atman CJ. *Risk communication: A mental models approach*. Cambridge University Press; 2002.
  18. Lynam T, Brown K. Mental models in human–environment interactions: theory, policy implications, and methodological explorations. *Ecology and Society*. 2012;17(3).
  19. Downs JS, de Bruin WB, Fischhoff B. Parents' vaccination comprehension and decisions. *Vaccine*. 2008;26(12):1595-1607.
  20. Kealey E, Berkman CS. The relationship between health information sources and mental models of cancer: findings from the 2005 Health Information National Trends Survey. *J Health Commun*. 2010;15 Suppl 3:236-251.
  21. Downs JS, de Bruin WB, Fischhoff B, Hesse B, Maibach E. How people think about cancer: A mental models approach. In: *Handbook of risk and crisis communication*. Routledge; 2020:507-524.
  22. Hanoch Y, Barnes A, Rice T. *Behavioral Economics and Healthy Behaviors: Key concepts and Current Research*. First ed. Routledge.2017.
  23. Witte K. Extended Parallel Process Model. *The International Encyclopedia of Communication*. 2008.
  24. Govathson C, Ndlovu N, Rambally-Greener L, et al. Increasing HIV treatment literacy among people living with HIV using a novel health communication aid: Evidence from KwaZulu Natal province, South Africa. In: Cold Spring Harbor Laboratory; 2023.
  25. Creswell JW, Clark VLP. Chapter 3: Choosing a Mixed Methods Design. In: *Designing and conducting mixed methods research*. Sage publications; 2017:53-106.
  26. Coach Mpilo B-OK Videos. <https://www.coachmpilo.co.za/b-ok-videos>. Accessed 7/30/2023.
  27. Preston CC, Colman AM. Optimal number of response categories in rating scales: reliability, validity, discriminating power, and respondent preferences. *Acta Psychol (Amst)*. 2000;104(1):1-15.
  28. Bavinton BR, Holt M, Grulich AE, Brown G, Zablotska IB, Prestage GP. Willingness to Act upon Beliefs about 'Treatment as Prevention' among Australian Gay and Bisexual Men. *PloS one*. 2016;11(1):e0145847.
  29. Broadbent E, Petrie KJ, Main J, Weinman J. The brief illness perception questionnaire. *J Psychosom Res*. 2006;60(6):631-637.
  30. Carter A, Lachowsky N, Rich A, et al. Gay and bisexual men's awareness and knowledge of treatment as prevention: findings from the Momentum Health Study in Vancouver, Canada. *J Int AIDS Soc*. 2015;18(1):20039.
  31. Dewing S, Mathews C, Lurie M, Kagee A, Padayachee T, Lombard C. Predictors of poor adherence among people on antiretroviral treatment in Cape Town, South Africa: a case-control study. *AIDS care*. 2015;27(3):342-349.
  32. Gottert A, Pulerwitz J, Heck CJ, Cawood C, Mathur S. Creating HIV risk profiles for men in South Africa: a latent class approach using cross-sectional survey data. *J Int AIDS Soc*. 2020;23 Suppl 2(Suppl 2):e25518.

33. Kalichman SC, Eaton L, Cain D, Cherry C, Pope H, Kalichman M. HIV treatment beliefs and sexual transmission risk behaviors among HIV positive men and women. *J Behav Med.* 2006;29(5):401-410.
34. Okoli C, Van de Velde N, Richman B, et al. Undetectable equals untransmittable (U = U): awareness and associations with health outcomes among people living with HIV in 25 countries. *Sex Transm Infect.* 2021;97(1):18-26.
35. Peay HL, Rennie S, Cadigan RJ, et al. Attitudes About Analytic Treatment Interruption (ATI) in HIV Remission Trials with Different Antiretroviral Therapy (ART) Resumption Criteria. *AIDS Behav.* 2022;26(5):1504-1516.
36. Kalichman SC, Cherry C, Kalichman MO, et al. Integrated behavioral intervention to improve HIV/AIDS treatment adherence and reduce HIV transmission. *American journal of public health.* 2011;101(3):531-538.
37. Kalichman SC, Cherry C, Kalichman MO, et al. Mobile Health Intervention to Reduce HIV Transmission: A Randomized Trial of Behaviorally Enhanced HIV Treatment as Prevention (B-TasP). *Journal of acquired immune deficiency syndromes (1999).* 2018;78(1):34-42.
38. Yekutieli D, Benjamini Y. Resampling-based false discovery rate controlling multiple test procedures for correlated test statistics. *Journal of Statistical Planning and Inference.* 1999;82(1):171-196.
39. Chun Tie Y, Birks M, Francis K. Grounded theory research: A design framework for novice researchers. *SAGE Open Med.* 2019;7:2050312118822927.
40. Derksen L, Muula A, van Oosterhout J. Love in the Time of HIV: Testing as a Signal of Risk. *Natural Field Experiments.* 2016;550.
41. Philadelphia Department of Public Health AIDS Activities Coordinating Office. *Surveillance report, 2020.* Philadelphia, PA: City of Philadelphia;2021.